



## UvA-DARE (Digital Academic Repository)

### Cultural contributors to negative emotionality: A multilevel analysis from the Joint Effort Toddler Temperament Consortium

Desmarais, E.E.; French, B.F.; Ahmetoglu, E.; Acar, I.; Gonzalez-Salinas, C.; Kozlova, E.; Slobodskaya, H.; Benga, O.; Majdandžić, M.; Beijers, R.; de Weerth, C.; Huitron, B.; Lee, E.G.; Han, S.-Y.; Park, S.-Y.; Giusti, L.; Montiroso, R.; Tuovinen, S.; Heinonen, K.; Raikkonen, K.; Wang, Z.; Lecannelier, F.; Linhares, M.B.M.; Casalin, S.; Putnam, S.P.; Gartstein, M.A.

**DOI**

[10.1177/01650254211020128](https://doi.org/10.1177/01650254211020128)

**Publication date**

2021

**Document Version**

Final published version

**Published in**

International Journal of Behavioral Development

**License**

Article 25fa Dutch Copyright Act

[Link to publication](#)



**Citation for published version (APA):**

Desmarais, E. E., French, B. F., Ahmetoglu, E., Acar, I., Gonzalez-Salinas, C., Kozlova, E., Slobodskaya, H., Benga, O., Majdandžić, M., Beijers, R., de Weerth, C., Huitron, B., Lee, E. G., Han, S.-Y., Park, S.-Y., Giusti, L., Montiroso, R., Tuovinen, S., Heinonen, K., ... Gartstein, M. A. (2021). Cultural contributors to negative emotionality: A multilevel analysis from the Joint Effort Toddler Temperament Consortium. *International Journal of Behavioral Development*, 45(6), 545-552. <https://doi.org/10.1177/01650254211020128>

**General rights**

It is not permitted to download or to forward/distribute the text or part of it without the consent of the author(s) and/or copyright holder(s), other than for strictly personal, individual use, unless the work is under an open content license (like Creative Commons).

# Cultural contributors to negative emotionality: A multilevel analysis from the Joint Effort Toddler Temperament Consortium

Eric E. Desmarais<sup>1</sup> , Brian F. French<sup>1</sup>, Emine Ahmetoglu<sup>2</sup>, Ibrahim Acar<sup>3</sup>, Carmen Gonzalez-Salinas<sup>4</sup>, Elena Kozlova<sup>5</sup> , Helena Slobodskaya<sup>5</sup>, Oana Benga<sup>6</sup>, Mirjana Majdandžić<sup>7</sup>, Roseriet Beijers<sup>8,9</sup>, Carolina de Weerth<sup>9</sup>, Blanca Huitron<sup>10</sup>, Eun Gyoung Lee<sup>11</sup> , Sae-Young Han<sup>12</sup>, Seong-Yeon Park<sup>12</sup>, Lorenzo Giusti<sup>13</sup>, Rosario Montiroso<sup>13</sup>, Soile Tuovinen<sup>14,15</sup>, Kati Heinonen<sup>14,15</sup>, Katri Raikkonen<sup>14</sup>, Zhengyan Wang<sup>16</sup>, Felipe Lecannelier<sup>17</sup>, Maria Beatriz Martins Linhares<sup>18</sup>, Sara Casalin<sup>19</sup>, Samuel P. Putnam<sup>20</sup>, and Maria A. Gartstein<sup>1</sup>

## Abstract

This study advances the cross-cultural temperament literature by comparing temperament ratings of toddlers from 14 nations. Multilevel modeling (MLM) procedures were utilized to regress negative emotionality (NE) and component subscales on Hofstede's cultural value dimensions while controlling for age and gender. More individualistic values were associated with lower NE, and component discomfort, fear, motor activity, perceptual sensitivity, and soothability scales. The discomfort subscale was negatively associated with power distance and positively associated with masculine cultural values. Higher ratings of shyness were related to a more long-term cultural orientation. Results illustrate the feasibility of an MLM approach to cross-cultural research and provide a new perspective on the intersection of culture and temperament development. Limitations and future implications are discussed.

## Keywords

Cross-cultural, negative emotionality, cultural values, early childhood

## Introduction

Rothbart's psychobiological model defines temperament as individual differences in reactivity and regulation produced by biological underpinnings, experience, and maturation (Rothbart & Derryberry, 1981). Structurally, temperament is composed of overarching factors, each encompassing fine-grained dimensions

(Rothbart et al., 1994), documented across cultures (Cozzi et al., 2013; Krassner et al., 2017; Slobodskaya et al., 2013). Negative emotionality (NE) is linked conceptually and empirically to the personality trait of neuroticism (Evans & Rothbart, 2007) and consists of fear, sadness, frustration, discomfort, and low falling reactivity—a child's ability to lower their own arousal/distress. NE has been studied most extensively in developmental science and cross-

<sup>1</sup> Washington State University, USA

<sup>2</sup> Trakya University, Turkey

<sup>3</sup> Özyeğin University, Turkey

<sup>4</sup> University of Murcia, Spain

<sup>5</sup> Research Institute of Physiology and Basic Medicine, Novosibirsk State University, Russia

<sup>6</sup> Babes Bolyai University, Romania

<sup>7</sup> University of Amsterdam, the Netherlands

<sup>8</sup> Radboud University the Netherlands

<sup>9</sup> Radboud University Medical Center, the Netherlands

<sup>10</sup> National Autonomous University of Mexico, Mexico

<sup>11</sup> Ewha Social Science Research Institute, Ewha Womans University, South Korea

<sup>12</sup> Ewha Womans University, South Korea

<sup>13</sup> 0-3 Centre for the at-Risk Infant, Scientific Institute, IRCCS Eugenio Medea, Italy

<sup>14</sup> University of Helsinki, Finland

<sup>15</sup> Welfare Sciences, Faculty of Social Sciences; Tampere University; Finland

<sup>16</sup> Capital Normal University, China

<sup>17</sup> Universidad de Santiago, Chile

<sup>18</sup> University São Paulo, Brazil

<sup>19</sup> University of Leuven, Belgium

<sup>20</sup> Bowdoin College, USA

## Corresponding author:

Eric Desmarais, Department of Psychology, Washington State University, Pullman, WA 99164, USA.

Email: eric.desmarais@wsu.edu

cultural comparisons largely because of the risk it poses for a range of symptoms/psychopathology (Eisenberg et al., 2005) and is the focus herein.

### Cross-Cultural Comparisons

A variety of cross-cultural temperament differences have been reported. Infants in the U.S. were rated higher in NE, sadness, distress to limitations, fear, and lower in falling reactivity (which loads negatively onto NE) than their Dutch counterparts (Sung et al., 2015). Similarly, in comparisons of U.S. and Finnish infants, children, and adults, U.S. participants were consistently more fearful than their Finnish counterparts (Gaias et al., 2012). Slobodskaya et al. (2013) found Japanese children higher in NE, fear, sadness, and shyness, compared to those from the U.S. and Russia. Japanese infants were also higher in distress to limitations and fear, and Russian infants higher in sadness than U.S. children. Gartstein et al. (2006) reported higher distress to limitations for infants from China compared to U.S. and Spain and greater fearfulness compared to U.S. children. Similarly, Chinese infants were more behaviorally inhibited than Canadian infants (Chen et al., 1998).

Most cross-cultural temperament studies compare between two and four cultures; however, Putnam and Gartstein (2017) aggregated data from 18 nations, assessing relations between temperament across the lifespan and cultural values. As this study potentially confounded age and culture-related effects, Gartstein et al. (2018) subsequently reported Joint Effort Toddler Temperament Consortium (JETTC) findings, focusing on a period critical with respect to a number of developmental processes (e.g., increasingly effective modulation of distress, more definitive risk for psychopathology; Campbell et al., 2006; Caspi et al., 1996). JETTC included data from 14 nations: U.S., Brazil, Spain, Mexico, Italy, Russia, Finland, Romania, Belgium, the Netherlands, China, South Korea, Turkey, and Chile. Regarding NE, toddlers from China, Korea, Brazil, Turkey, and Chile were rated higher than those from the U.S., Finland, the Netherlands, Italy, Mexico, and Belgium. Children from China, Korea, and Brazil additionally scored higher than those from Russia and Romania, and Chinese toddlers were rated higher than their Spanish counterparts (Slobodskaya et al., 2018). The present investigation relies on JETTC data, addressing an important gap in research, as we focus on fine-grained dimensions of NE (along with the overarching factor), while using a more robust statistical procedure—multilevel modeling (MLM), to address limitations of the prior research and further explore the role of cultural mechanisms in shaping individual differences.

### The Role of Cultural Values

Although variance within cultures is often greater than variance between them (Fischer & Schwartz, 2011), consistent patterns of differences continue to emerge in comparative research. In fact, effect sizes associated with culture are often greater than those for age and gender, themselves significant factors in shaping social-emotional development (Achenbach & Rescorla, 2007). Thus, individuals vary substantially within their culture, yet their shared experience profoundly influences their development (Bornstein, 2013).

Multiple cultural mechanisms have been implicated in these divergent developmental pathways, and cultural values are among

the most frequently cited, with Hofstede's framework describing cultural orientation along six dimensions: individualism/collectivism, power distance, masculinity/femininity, uncertainty avoidance, indulgence/restraint, and long-/short-term orientation (Hofstede et al., 2010). Individualism/collectivism describes a cultural emphasis on either self-interest/preservation, relatively loose social networks, or group success and strong social connectedness (i.e., collectivistic; Weng, 2015). The U.S. has been rated the most individualistic culture (Hofstede et al., 2010), consistent with a cultural expectation of striving for personal success. Regarding temperament, differences in individualism/collectivism are cited most frequently (Cozzi et al., 2013; Desmarais et al., 2017; Gaias et al., 2012; Gartstein et al., 2006; Krassner et al., 2017; Slobodskaya et al., 2013), with higher NE linked to more collectivistic values (Putnam & Gartstein, 2017). However, to our knowledge, no previous studies have empirically assessed the relationship between the culture-level values and individual differences in early childhood temperament or within a multilevel modeling framework. Additionally, other cultural orientation dimensions are rarely referenced, despite their potential importance.

Hofstede et al. (2010) define the masculinity/femininity dimension as the degree to which a culture is driven for competition and success versus cooperation and consensus. Uncertainty avoidance is described as the degree to which a culture tolerates ambiguity and lack of structure. An indulgent culture is one in which society allows pursuit of gratification with little judgment, whereas a firm moral code prevents these behaviors in a restrained society. Long-term orientation describes a culture in which adaptability and preparation for the future (e.g., saving money) is emphasized, whereas short-term orientation emphasizes satisfaction of immediate desires (Hofstede et al., 2010). The power distance dimension refers to societal expectations regarding distribution of power and influence. Putnam and Gartstein (2017) reported positive associations between masculinity, as well as uncertainty avoidance, and NE.

### Aims/Hypotheses

Most of the cross-cultural temperament literature has relied on analysis of variance or closely related statistical techniques. Yet, these traditional methods assume individuals within each culture are no more similar to each other than they are to individuals reared in other cultures (i.e., insofar as within-level variance is considered "error" variance). Failing to account for the shared experience of individuals within cultures could be conceptually problematic, as it increases the probability of Type I error when the data are nested in cultures and ignored (e.g., Misangyi et al., 2006) and does not allow for the separation of within and between variance associated with cultures. That is, it does not allow us to investigate within-culture and between-culture differences simultaneously.

The present study addresses these limitations by utilizing MLM. Unlike traditional methods, MLM considers both individual- and culture-level variables simultaneously. For the present study, JETTC data (Gartstein et al., 2018) provided an opportunity to examine relations between cultural values and NE among 14 cultures, which can be considered a sample of a much larger population of cultures. Additionally, we focus on toddlers because this period is characterized by rapid development of regulatory processes and is associated with reliable early predictions of later

**Table 1.** Internal Consistency Reliability (Cronbach's  $\alpha$ ) for ECBQ Negative Emotionality and Subscales.

Factor/Scale	Brazil	South Korea	Spain	Mexico	Russia	Italy	Belgium	Finland	Netherlands	Romania	China	U.S.	Turkey	Chile
Negative emotionality	.93	.89	.89	.90	.88	.91	.90	.87	.89	.89	.85	.90	.92	.89
Discomfort	.81	.61	.71	.67	.59	.82	.74	.77	.62	.76	.50	.71	.79	.67
Fear	.70	.78	.76	.65	.67	.71	.84	.63	.73	.73	.78	.69	.77	.69
Frustration	.84	.78	.70	.81	.76	.73	.76	.80	.75	.79	.74	.84	.75	.74
Sadness	.84	.71	.76	.81	.81	.83	.85	.72	.79	.72	.82	.76	.80	.85
Shyness	.86	.80	.78	.78	.78	.83	.82	.79	.82	.82	.67	.82	.87	.77
Perceptual sensitivity	.80	.77	.83	.80	.84	.86	.79	.78	.79	.82	.75	.85	.89	.83
Motor activity	.81	.82	.65	.56	.67	.56	.78	.64	.71	.68	.69	.62	.77	.81
Soothability	.76	.81	.78	.74	.84	.78	.84	.87	.83	.77	.68	.78	.75	.60

Note.  $N$  (total number of cases) = 865,  $J$  (total number of cultures) = 14.

psychopathology (Campbell et al., 2006; Caspi et al., 1996). Importantly, fine-grained dimensions of NE were considered, as these have demonstrated differential ability to predict important outcomes such as internalizing and externalizing difficulties (Gartstein et al., 2012; Muhtadie et al., 2013; Scheper et al., 2017).

Our models will include age and gender covariates in addition to Hofstede's cultural values to assess the unique influence of culture-level variables while controlling for individual-level demographics. Toddlers in more collectivistic cultures were expected to demonstrate higher NE. We hypothesized that fine-grained temperament scales would function consistently with this overall factor, as for example, prior research has repeatedly found higher ratings of fear in more Eastern, collectivistic cultures relative to the U.S. and other individualistic cultures (e.g., Chen et al., 1998; Slobodskaya et al., 2013). Positive associations between masculinity, uncertainty avoidance, NE, and component scales were also anticipated, with analyses considering additional cultural orientation dimensions deemed exploratory.

## Method

### Participants

This study was approved by the Washington State University Institutional Review Board (WSU IRB #13750-007). Each of the JETTC sites recruited an average of 61 families, with only one child represented per family. Samples from each country ranged from 49 (Chile) to 112 (the Netherlands) for a total sample of  $N = 865$  families. Children ranged between 17 and 40 months of age ( $M = 26.88$  months,  $SD = 5.65$  months), with approximately equal distribution of ages across this developmental period, as well as approximately equal representation of genders (52% male). Although the Early Childhood Behavior Questionnaire (ECBQ) is optimally designed for use with children 18- to 36-months of age, a small subset of children between 15- and 18-months ( $n = 22$ , ~2% of overall sample) and 37- and 40-months of age ( $n = 13$ , ~1% of overall sample) were included in the study. Mild expansion of age ranges is typical for childhood temperament instruments, as items remain developmentally appropriate (Putnam et al., 2014). For all but two of the JETTC nations, data were collected in a single site. In the Netherlands and the U.S., data from two locations were combined following analyses demonstrating no significant differences between sites on the variables examined in this study ( $p > .05$ ). Importantly, each culture is assigned a single "score" for each cultural value, thus individuals from different sites within the same culture will not vary from one another with respect to cultural values. Overall, families in this study represent a range of

occupations, primarily reflecting middle socioeconomic status (sample demographics provided in Online Supplemental Materials).

### Measures

**Temperament.** Temperament was assessed via the ECBQ (Putnam et al., 2006), an established parent-report instrument. We focused on the NE factor and component subscales (discomfort, fear, motor activation, sadness, perceptual sensitivity, shyness, soothability, and frustration) because of widely documented differences in the existing cross-cultural literature (e.g., Ahadi et al., 1993; Chen et al., 1998; Farkas & Vallotton, 2016) and consistent links between this factor, its components, and risk for psychopathology (Eisenberg et al., 2005).

Scale scores represent the arithmetic mean of scale items. Internal consistency for all scale scores was estimated separately for each culture via Cronbach's  $\alpha$  coefficient. The soothability scale is composed of 9 items while discomfort contains 10. Fear and motor activity each contain 11 items; and sadness, perceptual sensitivity, and frustration tolerance are represented by 12 items each. One item was removed from the shyness scale, resulting in 11 retained items, to maximize internal consistency without significant change to the content represented by the scale. The NE factor was calculated as the mean of all subscales. The NE factor and all subscales demonstrated appropriate reliability for research purposes (Nunnally & Bernstein, 1994). Table 1 contains the estimates by subscale and total domain across cultures and descriptive statistics are provided in Online Supplemental Materials. Reliability values ranged from .60 to .90 for all subscales and the overall NE domain, with an average of approximately .80. All analyses were completed using STATA<sup>®</sup> version 14. A review of QQ plots, distributions, and skew and kurtosis values for all factors and scales did not indicate a significant departure from normality to compromise the assumptions of MLM.

**Cultural values.** Values for Hofstede's cultural dimensions for each of the JETTC cultures were obtained from *Cultures and Organizations: Software of the Mind* (Hofstede et al., 2010), which aggregates results of research from Hofstede and colleagues to generate scores for various cultural groups and regions. Importantly, although these data were initially collected at the individual level, the resulting aggregate scores represent the shared overarching cultural climate. Thus, while all individuals vary with respect to their own values, the scores provided by Hofstede et al. (2010) are designed to reflect the shared experience of cultural values. As

**Table 2.** Variance Accounted for by Cultural Values.

Factor/Scale	Null ICC <sup>a</sup> (%)	Model 1 ICC <sup>a</sup> (%)	Model 2 ICC <sup>a</sup> (%)	$\Delta R^2$ Between <sup>b</sup> (%)	Relationships with cultural values <sup>c</sup> (–, +, NS)					
					IDV	PDI	MAS	UAI	IND	LTO
Negative emotionality	20.88	20.46	9.71	58.62	–	NS	NS	NS	NS	NS
Discomfort	28.30	27.69	4.15	88.53	–	–	+	NS	NS	NS
Fear	19.12	18.89	9.09	56.82	–	NS	NS	NS	NS	NS
Frustration	8.06	7.99	13.26	.00	NS	NS	NS	NS	NS	NS
Sadness	6.98	6.81	5.03	27.66	NS	NS	NS	NS	NS	NS
Shyness	3.99	3.92	2.65	35.29	NS	NS	NS	NS	NS	+
Motor activity	11.53	12.88	6.76	50.00	–	NS	NS	NS	NS	NS
Perceptual sensitivity	13.45	12.72	7.82	41.61	–	NS	NS	NS	NS	NS

(continued)

such, these culture-level scores do not vary at the individual level (i.e., are the same for each member of a given culture/nation). For example, every participant from the U.S. was assigned an individualism/collectivism score of 91. For individualism/collectivism, higher ratings indicate greater individualism. Higher power distance indicates acceptance of hierarchical power structures. Higher masculinity/femininity ratings reflect prioritizing competition/success (i.e., more masculine values), whereas higher uncertainty avoidance indicates less ambiguity tolerance. Cultures high in indulgence/restraint value hedonistic pursuits with little restriction. Higher ratings of long/short-term orientation indicate an emphasis on preparation/planning.

### Analytic Strategy

**Modelling procedures.** Data were analyzed using a linear MLM approach, including child age and gender as covariates. Data for cultural values were grand-mean centered to enhance interpretability and because of the primary interest in culture-level predictors (Enders & Tofighi, 2007). Models were constructed in three phases, starting with a null model that partitions within- and between-level variance, providing a baseline for comparing subsequent models. A second model included age and gender covariates, and the final model introduced Hofstede dimensions, noted as

$$\begin{aligned} \text{Temperament}_{ij} = & \gamma_{00} + \gamma_{10}(\text{Age}_{ij}) + \gamma_{20}(\text{Gender}_{ij}) \\ & + \gamma_{01}(\text{Individualism}_{0j}) \dots + \gamma_{06}(\text{Indulgence}_{0j}) \\ & + u_{0j} + r_{ij} \end{aligned} \quad (1)$$

where  $\text{Temperament}_{ij}$  is the estimated temperament rating for individual  $i$  in culture  $j$ ,  $\gamma_{00}$  is the sample grand-mean,  $u_{0j}$  is the variation of culture  $j$  from the grand mean, and  $r_{ij}$  is the residual term associated with individual  $i$  in culture  $j$ .  $\gamma_{01} - \gamma_{06}$  denote regression coefficients for each of Hofstede's six cultural dimensions.

Models were compared via various fit indices (i.e., akaike information criterion, bayesian information criterion,  $\chi^2$ ). Of note, while

all models were estimated using restricted maximum likelihood to accommodate the relatively low number of level-2 groups (i.e., cultures,  $J = 14$ ), they were also estimated using full maximum likelihood for the purposes of the  $\chi^2$  difference test. Models were also compared in terms of variance accounted for by cultural values. The intraclass correlation (ICC) reflects the proportion of variance occurring at the culture-level in comparison to the total model variance. Similarly, models were also compared based upon reduction of between-level variance explained by cultural values in comparison to models with only age and gender covariates utilizing equation (1) as described by Hox et al. (2018):

$$\Delta R^2 = \frac{(\text{Model 1 Estimate} - \text{Model 2 Estimate})}{(\text{Model 1 Estimate})} \quad (2)$$

Models that did not explain more between-level variance than those including only age and gender covariates were not deemed worth pursuing, as this indicated that culture-level variables were not aiding in understanding between-culture differences.

### Results

Table 2 summarizes the changes in between-level variance for the null, covariate-only (i.e., model 1), and cultural values models (i.e., model 2). Detailed model comparison tables are provided as Online Supplemental Materials. ICC values indicate the ratio of between-level variance to total variance and they ranged from 3.99% (shyness) to 28.30% (discomfort). While all ICC values indicated that the majority of variance in temperament occurs at the individual level (as would be expected), the average ICC value was approximately 13.82%, showing that, on average, about 13% of the total variance in NE and component subscales occurs at the cultural level.

Decreases in the ICC from model 1 to model 2 indicated that cultural values explained culture-level differences in NE and component subscales. For example, 20.88% of variance in NE occurred at the cultural level (i.e., null model ICC). The inclusion of age and gender covariates (i.e., model 1) reduced the ICC by .46%, and adding cultural values (i.e., model 2) reduced the ICC by an

**Table 3.** Coefficients, Confidence Intervals, and Effect Sizes for Hofstede's cultural value dimensions.

Factor/Scale	Individualism/Collectivism			Power distance			Masculinity/Femininity		
	$\gamma$	95% CI	$\delta$	$\gamma$	95% CI	$\delta$	$\gamma$	95% CI	$\delta$
Negative emotionality	<b>-.010</b>	<b>-.016 to -.005</b>	<b>-.471</b>	-.005	-.014 to .003	-.176	.002	-.004 to .008	.067
Discomfort	<b>-.022</b>	<b>-.028 to -.016</b>	<b>-.604</b>	<b>-.013</b>	<b>-.022 to -.003</b>	<b>-.267</b>	<b>.007</b>	<b>.000 to .014</b>	<b>.137</b>
Fear	<b>-.015</b>	<b>-.023 to -.007</b>	<b>-.451</b>	-.008	-.022 to .005	-.180	.007	-.003 to .016	.150
Frustration	-.003	-.013 to .008	-.089	-.004	-.021 to .013	-.089	-.001	-.013 to .012	-.021
Sadness	-.004	-.011 to .003	-.122	.001	-.010 to .012	.023	-.001	-.009 to .007	-.022
Shyness	-.005	-.011 to .001	-.136	-.004	-.014 to .006	-.081	.004	-.003 to .011	.077
Motor activity	<b>-.010</b>	<b>-.016 to -.004</b>	<b>-.362</b>	-.004	-.014 to .005	-.108	-.004	-.012 to .002	-.103
Perceptual sensitivity	<b>-.015</b>	<b>-.025 to -.005</b>	<b>-.357</b>	-.011	-.027 to .005	-.195	.001	-.010 to .013	.017
Soothability	<b>.009</b>	<b>.001 to .018</b>	<b>.268</b>	.000	-.013 to .013	.000	-.004	-.014 to .005	-.085

Factor/Scale	Uncertainty avoidance			Indulgence/Restraint			Long-/Short-term orientation		
	$\gamma$	95% CI	$\delta$	$\gamma$	95% CI	$\delta$	$\gamma$	95% CI	$\delta$
Negative emotionality	-.002	-.007 to .004	-.074	-.001	-.006 to .005	-.040	.003	-.003 to .008	.129
Discomfort	-.002	-.008 to .004	-.043	-.006	-.012 to .000	-.141	.000	-.005 to .006	.000
Fear	-.003	-.011 to .005	-.071	.000	-.008 to .009	.000	.005	-.002 to .013	.137
Frustration	.002	-.008 to .013	-.046	.003	-.008 to .014	.077	.003	-.008 to .012	.081
Sadness	-.004	-.010 to .003	-.095	-.001	-.008 to .006	-.026	.004	-.002 to .011	.111
Shyness	-.004	-.010 to .002	-.085	.003	-.004 to .009	.070	<b>.006</b>	<b>.000 to .011</b>	<b>.148</b>
Motor activity	-.004	-.010 to .003	-.113	.000	-.006 to .007	.000	.001	-.005 to .007	.033
Perceptual sensitivity	.004	-.006 to .014	-.074	-.005	-.015 to .006	-.102	.001	-.008 to .010	.022
Soothability	.004	-.004 to .012	-.093	-.001	-.009 to .008	-.026	.000	-.008 to .008	.000

Note.  $N$  (total number of cases) = 865;  $J$  (total number of cultures) = 14;  $\gamma$  = unstandardized coefficient;  $\delta$  = standardized coefficient. Significant results presented in bold ( $p < .05$ ).

additional 10.75%, leaving only 9.71% of the between-level variance unexplained.

In MLM,  $\Delta R^2$  is often used in addition to the ICC. Whereas the ICC reflects a ratio of between-level to total variance,  $\Delta R^2$  reflects the relative (i.e., proportional) difference in between-level variance statistic from one model to another by directly comparing between-level variance estimates. Thus, the change in  $R^2$  values discussed herein reflects the percentage reduction in between-culture variance when adding cultural values to the previous model, which included only age and gender covariates. For example, inclusion of cultural values reduced the between-culture variance in NE by 58.62% compared to the model including only age and gender covariates. In other words, cultural values explained over half of the between-culture variance that remained in the model after accounting for age and gender effects. Similarly, inclusion of cultural value variables reduced between-level variance for discomfort (88.53%), fear (56.82%), shyness (35.29%), motor activity (50.00%), perceptual sensitivity (41.61%), and soothability (33.73%) relative to models including only age and gender covariates. Importantly, although between-level variance for sadness was reduced by 27.66%, the inclusion of cultural values did not significantly improve fit for this model. Similarly, model fit was not improved for frustration via the inclusion of cultural values nor was between-level variance reduced. For all other temperament variables, model fit was improved according to deviance statistics (i.e.,  $\Delta\chi^2(6) > 12.59$ ), indicating that the final model more accurately described the data, compared to those including age and gender only.

Table 2 also demonstrates that, for all temperament variables except sadness and frustration, there was at least one statistically significant relationship with a cultural value variable, with

individualism/collectivism emerging as the most consistent predictor of temperament ratings. Additionally, Table 3 provides the coefficients, confidence intervals, and effect sizes associated with each cultural value and temperament variable. Greater individualism was associated with lower NE, discomfort, fear, motor activity, and perceptual sensitivity; and higher ratings of soothability. The discomfort subscale was also negatively associated with power distance and positively associated with masculine cultural values. Higher shyness was associated with long-term cultural orientation.

## Discussion

Results were generally consistent with hypotheses and prior cross-cultural comparisons wherein children from nations such as China and Russia were higher in NE and the component subscales relative to their U.S. counterparts (Chen et al., 1998; Gartstein et al., 2010; Rubin et al., 2006; Slobodskaya et al., 2013). Collectivistic cultures may be accepting of certain NE manifestations (e.g., fearfulness/shyness) because these promote social reservation and attention toward perspective of others (Chen et al., 1998; Keller et al., 2004).

NE in early childhood increases the risk for behavior problems/psychopathology (Gartstein et al., 2012; Mäntymaa et al., 2012; Scheper et al., 2017), and internalizing difficulties could be more common in collectivistic cultures (Chung et al., 2013; Crijnen et al., 1997), although these results are not uniform. Thus, greater prevalence of NE in collectivistic cultures does not universally incur risk for anxiety/depression-related symptoms, typically observed in individualistic settings, perhaps because behaviors viewed as "disordered" in the more individualistic/western cultures are considered functional and adaptive in collectivistic contexts. For

example, behavioral inhibition is valued in the traditional Chinese culture, but discouraged in many western, more individualistic societies (Rubin et al., 2006). Future research should seek to assess cross-cultural differences in relations between temperament and psychopathology and protection potentially afforded by the collectivistic cultural context.

In addition to individualism/collectivism, discomfort was associated with masculine values and lower power distance. That is, individuals from cultures which value competition/success as well as equality of power distribution described their children as displaying more discomfort, possibly because displays of discomfort-related distress are more readily accepted. Long-term cultural orientation, including an appreciation for a “sense of shame” (Hofstede & Minkov, 2010), was associated with greater shyness, and greater propensity for social reticence in these cultures may be a result of selective reinforcement of shyness in service of this culturally valued shame induction.

Importantly, while effects of power distance, masculinity/femininity, and long-/short-term orientation were identified, these were not as robust as those associated with individualism/collectivism. Moreover, no significant relationships were identified for uncertainty avoidance and indulgence/restraint. As such, while these results appear to be the first to empirically support previously theorized connections between individualism/collectivism and cross-cultural differences in toddler NE (e.g., Cozzi et al., 2013; Desmarais et al., 2017; Gaias et al., 2012; Gartstein et al., 2006; Krassner et al., 2017; Slobodskaya et al., 2013), they also indicate that other cultural values may not be as relevant to distress proneness. This finding may be somewhat surprising, as Putnam and Gartstein (2017) reported positive correlations between NE and masculinity/femininity and uncertainty avoidance. Additionally, in an assessment of relationships between adult personality constructs and cultural values, Hofstede and McCrae (2004) reported that masculine values were associated with more neurotic personality characteristics.

One possibility is that cultural values may play a more influential role in later stages of development, as Hofstede and McCrae utilized an adult sample and Putnam and Gartstein aggregated temperament ratings across infants, children, and adults. It is also possible that interactions between cultural values may account for additional variance and reveal more nuanced relationships with NE. While the assessment of such relationships is certainly possible within an MLM framework, the large number of potential interactions terms (i.e., 57 possible interaction terms) would be impossible to accommodate within a single model. As such, additional research and theoretical development is necessary to form a priori hypotheses regarding specific models to be tested, and we hope that the present study serves as a foundation for this future work.

By appropriately accounting for the nested structure of the data, the current study was also able to assess variance at both the cultural and individual level, thereby increasing confidence in the observed relationships (i.e., through more robust standard error estimation). Additionally, previous cross-cultural temperament research has relied on categorizing cultures as either collectivistic or individualistic, primarily because inclusion of two and four cultures precludes the use of a dimensional framework. Using the multilevel framework, the dimensional nature of cultural value domains can be captured, elucidating related effects.

The present study also demonstrates the utility of MLM in assessing cross-cultural differences in temperament. Although MLM has been applied in other areas of cross-cultural research,

it has only recently emerged within the cross-cultural developmental literature (e.g., Deater-Deckard et al., 2018; Scherr et al., 2019). This project illustrates that, even with a relatively limited number of represented cultures, important similarities and differences both between- and within-cultures can be explored and understood.

### Limitation and Future Directions

Perhaps the most critical limitation of this study is the relatively small number of compared cultures. Although 14 cultures represent a much broader basis of comparison than is typical in the current temperament literature, it is nonetheless limiting in terms of power. This study was also cross-sectional, and longitudinal work is necessary to capture developmental processes. Additionally, the present study relied on parent-report measures from a single caregiver. Future research should include alternative assessment approaches, such as laboratory measures, as well as reports from fathers or other caregivers. Similarly, our study focused on the culture-level influence of cultural values; however, it is also conceivable that individual variations in values might influence temperament development. As such, we recommend that future studies assess values at both the individual- and culture-level.


### Conclusions


The present study is the first to apply MLM to explore the role of culture in the development of temperament, demonstrating the feasibility and advantages of such an approach. Despite several limitations, these findings provide support for existing theories regarding relationships between broad cultural value dimensions and individual differences in child temperament and provide new insights into the unique contributions of cultural values beyond the individualism/collectivism, considering these from a dimensional perspective.


### Funding

The author(s) disclosed receipt of the following financial support for the research, authorship, and/or publication of this article: We are grateful for the funding provided by the WSU College of Arts and Sciences 2014 Berry Family Faculty Excellence Award to Maria A. Gartstein. The contribution of Rosario Montiroso was partially supported by Italian Ministry of Health, Ricerca Corrente 2014-2015.

### ORCID iD

Eric Desmarais  <https://orcid.org/0000-0003-3826-9753>

Elena Kozlova  <https://orcid.org/0000-0003-4843-4839>

Eun Gyoung Lee  <https://orcid.org/0000-0001-6935-6804>

### Supplemental material

Supplemental material for this article is available online.

### References

- Achenbach, T. M., & Rescorla, L. A. (2007). *Multicultural understanding of child and adolescent psychopathology: Implications for mental health assessment*. Guilford Press.
- Ahadi, S. A., Rothbart, M. K., & Ye, R. M. (1993). Child temperament in the U.S. and China: Similarities and differences. *European Journal of Personality*, 7, 359–377.

- Bornstein, M. H. (2013). Parenting and child mental health: A cross-cultural perspective. *World Psychiatry*, *8*, 12(3), 258–265.
- Campbell, S. B., Spieker, S., Burchinal, M., & Poe, M. D. (2006). Trajectories of aggression from toddlerhood to age 9 predict academic and social functioning through age 12. *Journal of Child Psychology and Psychiatry and Allied Disciplines*, *47*(8), 791–800.
- Caspi, A., Moffitt, T. E., Newman, D. L., & Silva, P. A. (1996). Behavioral observations at age 3 years predict adult psychiatric disorders: Longitudinal evidence from a birth cohort. *Archives Of General Psychiatry*, *53*, 1033–1039.
- Chen, X., Rubin, K. H., Hastings, P. D., Chen, H., Cen, G., & Stewart, S. L. (1998). Child-rearing attitudes and behavioral inhibition in Chinese and Canadian toddlers: A cross-cultural study. *Developmental Psychology*, *34*(4), 677–686.
- Chung, K.-M., Ebesutani, C., Bang, H. M., Kim, J., Chorpita, B. F., Weisz, J. R., Suh, D., & Byun, H. (2013). Parenting stress and child behavior problems among clinic-referred youth: Cross-cultural differences across the US and Korea. *Child Psychiatry & Human Development*, *44*, 460–468.
- Cozzi, P., Putnam, S. P., Menesini, E., Gartstein, M. A., Aureli, T., Calussi, P., & Montiroso, R. (2013). Studying cross-cultural differences in temperament in toddlerhood: United States of America (US) and Italy. *Infant Behavior and Development*, *36*(3), 480–483.
- Crijnen, A. A. M., Achenbach, T. M., & Verhulst, F. C. (1997). Comparisons of problems reported by parents of children in 12 cultures: Total problems, externalizing, and internalizing. *Journal of the American Academy of Child and Adolescent Psychiatry*, *36*(9), 1269–1277.
- Deater-Deckard, K., Godwin, J., Lansford, J. E., Bacchini, D., Bombi, A. S., Bornstein, M. H., Chang, L., Di Giunta, L., Dodge, K. A., Malone, P. S., Oburu, P., Pastorelli, C., Skinner, A. T., Sorbring, E., Steinberg, L., Tapanya, S., Alampay, L. P., Uribe Tirado, L. M., Zelli, A., & Al-Hassan, S. M. (2018). Within- and between-person and group variance in behavior and beliefs in cross-cultural longitudinal data. *Journal of Adolescence*, *62*, 207–217.
- Desmarais, E. E., Majdandžić, M., Gartstein, M. A., Bridgett, D. J., & French, B. F. (2017). Cross-cultural differences in temperament: Comparing paternal ratings of US and Dutch infants. *European Journal of Developmental Psychology*, *5629*, 1–15.
- Eisenberg, N., Sadovsky, A., Spinrad, T. L., Fabes, R. a, Losoya, S. H., Valiente, C., Reiser, M., Cumberland, A., & Shepard, S. a. (2005). The relations of problem behavior status to children's negative emotionality, effortful control, and impulsivity: Concurrent relations and prediction of change. *Developmental Psychology*, *41*(1), 193–211.
- Enders, C. K., & Tofighi, D. (2007). Centering predictor variables in cross-sectional multilevel models: A new look at an old issue. *Psychological Methods*, *12*(2), 121–138. <https://doi.org/10.1037/1082-989X.12.2.121>
- Evans, D. E., & Rothbart, M. K. (2007). Developing a model for adult temperament. *Journal of Research in Personality*, *41*(4), 868–888.
- Farkas, C., & Vallotton, C. (2016). Infant behavior and development full length article differences in infant temperament between Chile and the US. *Infant Behavior and Development*, *44*, 208–218.
- Fischer, R., & Schwartz, S. H. (2011). Whence differences in value priorities?: Individual, cultural, or artifactual sources. *Journal of Cross-Cultural Psychology*, *42*(7), 1127–1144.
- Gaias, L. M., Raikkonen, K., Komsu, N., Gartstein, M. A., Fisher, P. A., & Putnam, S. P. (2012). Cross-cultural temperamental differences in infants, children, and adults in the United States of America and Finland. *Scandinavian Journal of Psychology*, *53*(2), 119–128. <http://doi.org/10.1111/j.1467-9450.2012.00937.x>
- Gartstein, M. A., Gonzalez, C., Carranza, J. A., Ahadi, S. A., Ye, R. M., Rothbart, M. K., & Yang, S. W. (2006). Studying cross-cultural differences in the development of infant temperament: People's Republic of China, the United States of America, and Spain. *Child Psychiatry and Human Development*, *37*(2), 145–161.
- Gartstein, M. A., Putnam, S. P., & Rothbart, M. K. (2012). Etiology of preschool behavior problems: Contributions of temperament attributes in early childhood. *Infant Mental Health Journal*, *33*(2), 197–211.
- Gartstein, M. A., Putnam, S. P., Slobodskaya, H. R., & de Weerth, C. (2018). The Joint Effort Toddler Temperament Consortium (JETTC): Origins, aims, and hypotheses. In M. A. Gartstein & S. P. Putnam (Eds.), *Toddlers, parents, and culture: Findings from the Joint Effort Toddler Temperament Consortium*. Routledge.
- Gartstein, M. A., Slobodskaya, H. R., Zyllicz, P. O., Gosztyla, D., & Nakagawa, A. (2010). A cross-cultural evaluation of temperament: Japan, USA, Poland, and Russia. *International Journal of Psychology and Psychological Therapy*, *10*, 55–75.
- Hofstede, G., Hofstede, G. J., & Minkov, M. (2010). *Cultures and organizations: Software of the mind*. (Revised). McGraw-Hill.
- Hofstede, G., & McCrae, R. R. (2004). Personality and culture revisited: Linking traits and dimensions of culture. *Cross-Cultural Research*, *38*, 52–88. <http://doi.org/10.1177/1069397103259443>
- Hofstede, G., & Minkov, M. (2010). Long- versus short-term orientation: New perspectives. *Asia Pacific Business Review*, *16*(4), 493–504.
- Hox, J. J., Moerbeek, M., & van de Schoot, R. (2018). *Multilevel analysis: techniques and applications*. Routledge.
- Keller, H., Yovsi, R., Borke, J., Kartner, J., Jensen, H., & Papaligoura, Z. (2004). Developmental consequences of early parenting experiences: Self-recognition and self-regulation in three cultural communities. *Child Development*, *75*(6), 1745–1760.
- Krassner, A. M., Gartstein, Maria A., Park, C., Dragan, W. L., Lecannelier, F., & Putnam, S. P. (2017) East–west, collectivist-individualist: A cross-cultural examination of temperament in toddlers from Chile, Poland, South Korea, and the U.S. *European Journal of Developmental Psychology*, *14*(4), 449–464. <http://doi.org/10.1080/17405629.2016.1236722>
- Mäntymaa, M., Puura, K., Luoma, I., Latva, R., Salmelin, R. K., & Tamminen, T. (2012). Predicting internalizing and externalizing problems at five years by child and parental factors in infancy and toddlerhood. *Child Psychiatry and Human Development*, *43*, 153–170.
- Misangyi, V. F., LePine, J. A., Algina, J., & Goeddeke, F. Jr., (2006). The adequacy of repeated-measures regression for multilevel research. *Organizational Research Methods*, *9*(1), 5–28.
- Muhtadie, L., Zhou, Q., Eisenberg, N., & Wang, Y. (2013). Predicting internalizing problems in Chinese children: The unique and interactive effects of parenting and child temperament. *Development and Psychopathology*, *25*(3), 653–667.
- Nunnally, & Bernstein, (1994). *Psychometric theory* (3rd ed.). McGraw-Hill.
- Putnam, S. P., & Gartstein, M. A. (2017). Aggregate temperament scores from multiple countries: Associations with aggregate personality traits, cultural dimensions, and allelic frequency. *Journal of Research in Personality*, *67*, 157–170.
- Putnam, S. P., Gartstein, M. A., & Rothbart, M. K. (2006). Measurement of fine-grained aspects of toddler temperament: The Early



- Childhood Behavior Questionnaire. *Infant Behavior and Development*, 29(3), 386–401.
- Putnam, S. P., Helbig, A. L., Gartstein, M. A., Rothbart, M. K., & Leerkes, E. (2014). Development and assessment of short and very short forms of the infant behavior questionnaire–revised. *Journal of Personality Assessment*, 96(4), 445–458.
- Rothbart, M. K., & Derryberry, D. (1981). Development of individual differences in temperament. In M. E. Lamb & A. L. Brown (Eds.), *Advances in developmental psychology: Volume 1* (pp. 37–86). Lawrence Erlbaum Associates Inc.
- Rothbart, M. K., Derryberry, D., & Posner, M. I. (1994). A psychobiological approach to the development of temperament. In J. E. Bates & T. D. Wachs (Eds.), *Temperament: Individual differences at the interface of biology and behavior* (pp. 83–116). Washington, DC: American Psychological Association.
- Rubin, K. H., Hemphill, S. A., Chen, X., Hastings, P., Sanson, A., Coco, A. L., Zappulla, C., Chung, O., Park, S., Doh, H., Chen, H., Sun Beijing, L., Yoon, C., & Cui, L. (2006). A cross-cultural study of behavioral inhibition in toddlers: East-West-North-South. *International Journal of Behavioral Development*, 30(3), 219–226.
- Scheper, F. Y., Majdandžić, M., van de Ven, P. M., Jansen, L. M. C., Doreleijers, T. A. H., Schuengel, C., & de Vries, A. L. C. (2017). Temperament traits and psychopathology in young clinically referred children compared to a general population sample. *Child Psychiatry and Human Development*, 48(6), 841–850.
- Scherr, S., Mares, M. L., Bartsch, A., & Goetz, M. (2019). Parents, television, and children’s emotional expressions: A cross-cultural multilevel model. *Journal of Cross-Cultural Psychology*, 50(1), 22–46.
- Slobodskaya, H. R., Gartstein, M. a., Nakagawa, A., & Putnam, S. P. (2013). Early temperament in Japan, the United States, and Russia: Do cross-cultural differences decrease with age? *Journal of Cross-Cultural Psychology*, 44(3), 438–460.
- Slobodskaya, H. R., Kozlova, E., Han, S.-Y., Gartstein, M. A., & Putnam, S. P. (2018). Cross-cultural differences in temperament. In M. A. Gartstein & S. P. Putnam (Eds.), *Toddlers, parents, and culture: Findings from the Joint Effort Toddler Temperament Consortium*. Routledge.
- Sung, J., Beijers, R., Gartstein, M. A., de Weerth, C., & Putnam, S. P. (2015). Exploring temperamental differences in infants from the USA and the Netherlands. *European Journal of Developmental Psychology*, 12(1), 15–28.
- Weng, L. (2015). Individualism and collectivism. In J. M. Bennett (Ed.), *The SAGE encyclopedia of intercultural competence language and identity* (pp. 424–429). SAGE Publications Ltd.