



UvA-DARE (Digital Academic Repository)

Status of x-ray imaging and spectroscopy mission (XRISM)

Tashiro, M.; den Herder, J.-W.; Vink, J.; XRISM Development team

DOI

[10.1117/12.2565812](https://doi.org/10.1117/12.2565812)

Publication date

2020

Document Version

Final published version

Published in

Proceedings of SPIE, the International Society for Optical Engineering

[Link to publication](#)

Citation for published version (APA):

Tashiro, M., den Herder, J.-W., Vink, J., & XRISM Development team (2020). Status of x-ray imaging and spectroscopy mission (XRISM). *Proceedings of SPIE, the International Society for Optical Engineering*, 11444, [1144422]. <https://doi.org/10.1117/12.2565812>

General rights

It is not permitted to download or to forward/distribute the text or part of it without the consent of the author(s) and/or copyright holder(s), other than for strictly personal, individual use, unless the work is under an open content license (like Creative Commons).

Disclaimer/Complaints regulations

If you believe that digital publication of certain material infringes any of your rights or (privacy) interests, please let the Library know, stating your reasons. In case of a legitimate complaint, the Library will make the material inaccessible and/or remove it from the website. Please Ask the Library: <https://uba.uva.nl/en/contact>, or a letter to: Library of the University of Amsterdam, Secretariat, Singel 425, 1012 WP Amsterdam, The Netherlands. You will be contacted as soon as possible.

PROCEEDINGS OF SPIE

[SPIDigitalLibrary.org/conference-proceedings-of-spie](https://spiedigitallibrary.org/conference-proceedings-of-spie)

Status of x-ray imaging and spectroscopy mission (XRISM)

Tashiro, Makoto, Maejima, Hironori, Toda, Kenichi, Kelley, Richard, Reichenthal, Lillian, et al.

Makoto Tashiro, Hironori Maejima, Kenichi Toda, Richard Kelley, Lillian Reichenthal, Leslie Hartz, Robert Petre, Brian Williams, Matteo Guainazzi, Elisa Costantini, Ryuichi Fujimoto, Kiyoshi Hayashida, Joy Henegar-Leon, Matt Holland, Yoshitaka Ishisaki, Caroline Kilbourne, Mike Loewenstein, Kyoko Matsushita, Koji Mori, Takashi Okajima, F. Scott Porter, Gary Sneiderman, Yoh Takei, Yukikatsu Terada, Hiroshi Tomida, Hiroya Yamaguchi, Shin Watanabe, Hiroki Akamatsu, Yoshitaka Arai, Marc Audard, Hisamitsu Awaki, Iurii Babyk, Aya Bamba, Nobutaka Bando, Ehud Behar, Thomas Bialas, Rozenn Boissay-Malaquin, Laura Brennenman, Greg Brown, Edgar Canavan, Meng Chiao, Brian Comber, Lia Corrales, Renata Cumbee, Cor de Vries, Jan-Willem den Herder, Johannes Dercksen, Maria Diaz-Trigo, Michael DiPirro, Chris Done, Tadayasu Dotani, Ken Ebisawa, Megan Eckart, Dominique Eckert, Satoshi Eguchi, Teruaki Enoto, Yuichiro Ezoe, Carlo Ferrigno, Yutaka Fujita, Yasushi Fukazawa, Akihiro Furuzawa, Luigi Gallo, Nathalie Gorter, Martin Grim, Liji Gu, Kouichi Hagino, Kenji Hamaguchi, Isamu Hatsukade, David Hawthorn, Katsuhiro Hayashi, Natalie Hell, Junko Hiraga, Edmund Hodges-Kluck, Takafumi Horiuchi, Ann Hornschemeier, Akio Hoshino, Yuto Ichinohe, Sayuri Iga, Ryo Iizuka, Manabu Ishida, Naoki Ishihama, Kumi Ishikawa, Kosei Ishimura, Tess Jaffe, Jelle Kaastra, Timothy Kallman, Erin Kara, Satoru Katsuda, Steven Kenyon, Mark Kimball, Takao Kitaguchi, Shunji Kitamoto, Shogo Kobayashi, Akihide Kobayashi, Takayoshi Kohmura, Aya Kubota, Maurice Leutenegger, Muzi Li, Tom Lockard, Yoshitomo Maeda, Maxim Markevitch, Connor Martz, Hironori Matsumoto, Keiichi Matsuzaki, Dan McCammon, Brian McLaughlin, Brian McNamara, Joseph Miko, Eric Miller, Jon Miller, Kenji Minesugi, Shinji Mitani, Ikuyuki Mitsuishi, Misaki Mizumoto, Tsunefumi Mizuno, Koji Mukai, Hiroshi Murakami, Richard Mushotzky, Hiroshi Nakajima, Hideto Nakamura, Kazuhiro Nakazawa, Chikara Natsukari, Kenichiro Nigo, Yusuke Nishioka, Kumiko Nobukawa, Masayoshi Nobukawa, Hirofumi Noda, Hirokazu Odaka, Mina Ogawa, Takaya Ohashi, Masahiro Ohno, Masayuki Ohta, Atsushi Okamoto, Naomi Ota, Masanobu Ozaki, Stephane Paltani, Paul Plucinsky, Katja Pottschmidt, Michael Sampson, Takahiro Sasaki, Kosuke Sato, Rie Sato, Toshiki Sato, Makoto Sawada, Hiromi Seta, Yasuko Shibano, Maki Shida, Megumi Shidatsu, Shuhei Shigeto, Keisuke Shinozaki, Peter Shirron, Aurora Simionescu, Randall Smith, Kazunori Someya, Yang Soong, Keisuke Sugawara, Yasuharu Sugawara, Andy Szymkowiak, Hiromitsu Takahashi, Toshiaki Takeshima, Toru Tamagawa, Keisuke Tamura, Takaaki Tanaka, Atsushi Tanimoto, Yuichi Terashima, Yohko Tsuboi, Masahiro Tsujimoto, Hiroshi Tsunemi, Takeshi Tsuru, Hiroyuki Uchida, Yuusuke Uchida, Hideki Uchiyama, Yoshihiro Ueda, Shinichiro Uno, Jacco Vink, Tomomi Watanabe, Michael Witthoef, Rob Wolfs, Shinya Yamada, Kazutaka Yamaoka, Noriko Yamasaki, Makoto Yamauchi, Shigeo Yamauchi, Keiichi Yanagase, Tahir Yaqoob, Susumu Yasuda, Tessei Yoshida, Nasa Yoshioka, Irina Zhuravleva, "Status of x-ray imaging and spectroscopy mission (XRISM)," Proc. SPIE 11444, Space Telescopes and Instrumentation 2020: Ultraviolet to Gamma Ray, 11444422 (13 December 2020); doi: 10.1117/12.2565812

SPIE.

Event: SPIE Astronomical Telescopes + Instrumentation, 2020, Online Only

Status of X-Ray Imaging and Spectroscopy Mission (XRISM)

Makoto Tashiro^{a,j}, Hironori Maejima^a, Kenichi Toda^a, Richard Kelley^b, Lillian Reichenthal^b, Leslie Hartz^b, Robert Petre^b, Brian Williams^b, Matteo Guainazzi^c, Elisa Costantini^d, Ryuichi Fujimoto^e, Kiyoshi Hayashida^f, Joy Henegar-Leon^b, Matt Holland^b, Yoshitaka Ishisaki^g, Caroline Kilbourne^b, Mike Loewenstein^b, Kyoko Matsushita^h, Koji Moriⁱ, Takashi Okajima^b, F. Scott Porter^b, Gary Sneiderman^b, Yoh Takei^a, Yukikatsu Terada^j, Hiroshi Tomida^a, Hiroya Yamaguchi^b, Shin Watanabe^a, Hiroki Akamatsu^d, Yoshitaka Arai^a, Marc Audard^k, Hisamitsu Awaki^l, Iurii Babyk^{ad}, Aya Bamba^{m,aw}, Nobutaka Bando^a, Ehud Behar^{a,n}, Thomas Bialas^b, Rozenn Boissay-Malaquin^b, Laura Brenneman^o, Greg Brown^p, Edgar Canavan^b, Meng Chiao^b, Brian Comber^b, Lia Corrales^{ag}, Renata Cumbee^{b,ab}, Cor de Vries^d, Jan-Willem den Herder^d, Johannes Dercksen^d, Maria Diaz-Trigo^q, Michael DiPirro^b, Chris Done^r, Tadayasu Dotani^a, Ken Ebisawa^a, Megan Eckart^p, Dominique Eckert^h, Satoshi Eguchi^{ax}, Teruaki Enoto^s, Yuichiro Ezoe^g, Carlo Ferrigno^h, Yutaka Fujita^g, Yasushi Fukazawa^t, Akihiro Furuzawa^t, Luigi Gallo^v, Nathalie Gortler^d, Martin Grim^d, Liyi Gu^s, Kohichi Hagino^w, Kenji Hamaguchi^b, Isamu Hatsukadeⁱ, David Hawthorn^m, Katsuhiro Hayashi^a, Natalie Hell^p, Junko Hiraga^x, Edmund Hodges-Kluck^b, Takafumi Horiuchi^a, Ann Hornschemeier^b, Akio Hoshino^a, Yuto Ichinohe^y, Sayuri Iga^a, Ryo Iizuka^a, Manabu Ishida^a, Naoki Ishihama^a, Kumi Ishikawa^g, Kosei Ishimura^z, Tess Jaffe^b, Jelle Kaastra^{aa,d}, Timothy Kallman^b, Erin Kara^{ab}, Satoru Katsuda^j, Steven Kenyon^b, Mark Kimball^b, Takao Kitaguchi^s, Shunji Kitamoto^v, Shogo Kobayashi^h, Akihide Kobayashi^a, Takayoshi Kohmura^w, Aya Kubota^{ac}, Maurice Leutenegger^b, Muzi Li^{ad}, Tom Lockard^p, Yoshitomo Maeda^a, Maxim Markevitch^b, Connor Martz^{ad}, Hironori Matsumoto^f, Keiichi Matsuzaki^a, Dan McCammon^{ae}, Brian McLaughlin^b, Brian McNamara^{ad}, Joseph Miko^b, Eric Miller^{af}, Jon Miller^{ag}, Kenji Minesugi^a, Shinji Mitani^a, Ikuyuki Mitsuishi^{ah}, Misaki Mizumoto^{ai}, Tsunefumi Mizuno^{aj}, Koji Mukai^b, Hiroshi Murakami^{ak}, Richard Mushotzky^{ab}, Hiroshi Nakajima^{al}, Hideto Nakamura^a, Kazuhiro Nakazawa^{ah}, Chikara Natsukari^a, Kenichiro Nigo^{am}, Yusuke Nishiokaⁱ, Kumiko Nobukawa^{an}, Masayoshi Nobukawa^{ao}, Hirofumi Noda^f, Hirokazu Odaka^m, Mina Ogawa^a, Takaya Ohashi^g, Masahiro Ohno^t, Masayuki Ohta^a, Atsushi Okamoto^{am}, Naomi Ota^{ap}, Masanobu Ozaki^a, Stephane Paltani^k, Paul Plucinsky^o, Katja Pottschmidt^b, Michael Sampson^b, Takahiro Sasaki^a, Kosuke Sato^j, Rie Sato^a, Toshiki Sato^s, Makoto Sawada^s, Hiromi Seta^g, Yasuko Shibano^a, Maki Shida^a, Megumi Shidatsu^l, Shuhei Shigeto^a, Keisuke Shinozuka^{am}, Peter Shirron^b, Aurora Simionescu^d, Randall Smith^o, Kazunori Someya^{am}, Yang Soong^b, Keisuke Sugawara^a, Yasuharu Sugawara^a, Andy Szymkowiak^{aq}, Hiromitsu Takahashi^t, Toshiaki Takeshima^{am}, Toru Tamagawa^s, Keisuke Tamura^b, Takaaki Tanaka^{ai}, Atsushi Tanimoto^m, Yuichi Terashima^l, Yohko Tsuboi^{ar}, Masahiro Tsujimoto^a, Hiroshi Tsunemi^f, Takeshi Tsuru^{ai}, Hiroyuki Uchida^{ai}, Yuusuke Uchida^t, Hideki Uchiyama^{as}, Yoshihiro Ueda^{ai}, Shinichiro Uno^{at}, Jacco Vink^{au}, Tomomi Watanabe^b, Michael Witthoef^b, Rob Wolfs^d, Shinya Yamada^y, Kazutaka Yamaoka^{ah}, Noriko Yamasaki^a, Makoto Yamauchiⁱ, Shigeo Yamauchi^{ap}, Keiichi Yanagase^{am}, Tahir Yaqoob^b, Susumu Yasuda^{am}, Tessei Yoshida^a, Nasa Yoshioka^{am}, Irina Zhuravleva^{av}, and *XRISM* Development team

^aInstitute of Space and Astronautical Science (ISAS), Japan Aerospace Exploration Agency (JAXA), Kanagawa 252-5210, Japan

^bNASA/Goddard Space Flight Center, MD 20771, USA

^cEuropean Space Agency (ESA), European Space Research and Technology Centre (ESTEC),

2200 AG Noordwijk, The Netherlands

^dSRON Netherlands Institute for Space Research, Utrecht, The Netherlands

^eFaculty of Mathematics and Physics, Kanazawa University, Ishikawa 920-1192, Japan

^fDepartment of Earth and Space Science, Osaka University, Osaka 560-0043, Japan

^gDepartment of Physics, Tokyo Metropolitan University, Tokyo 192-0397, Japan

^hDepartment of Physics, Tokyo University of Science, Tokyo 162-8601, Japan

ⁱDepartment of Applied Physics and Electronic Engineering, University of Miyazaki, Miyazaki 889-2192, Japan

^jDepartment of Physics, Saitama University, Saitama 338-8570, Japan

^kDepartment of Astronomy, University of Geneva, Versoix CH-1290, Switzerland

^lDepartment of Physics, Ehime University, Ehime 790-8577, Japan

^mDepartment of Physics, University of Tokyo, Tokyo 113-0033, Japan

ⁿDepartment of Physics, Technion, Technion City, Haifa 3200003, Israel

^oHarvard-Smithsonian Center for Astrophysics, MA 02138, USA

^pLawrence Livermore National Laboratory, CA 94550, USA

^qALMA Regional Centre, ESO, D-85748, Garching bei Muenchen, Germany

^rDepartment of Physics, Durham University, Durham DH1 3LE, UK

^sRIKEN Nishina Center, Saitama 351-0198, Japan

^tDepartment of Physical Science, Hiroshima University, Hiroshima 739-8526, Japan

^uDepartment of Physics, Fujita Health University, Aichi 470-1192, Japan

^vDepartment of Astronomy and Physics, Saint Mary's University, Nova Scotia B3H 3C3, Canada

^wDepartment of Physics, Tokyo University of Science, Chiba 278-8510, Japan

^xDepartment of Physics, School of Science and Technology, Kwasei Gakuin University, 669-1337, Japan

^yDepartment of Physics, Rikkyo University, Tokyo 171-8501, Japan

^zFaculty of Science and Engineering, Waseda University, Shinjuku-ku, Tokyo 169-8555, Japan

^{aa}Leiden Observatory, University of Leiden, P.O. Box 9513, NL-2300 RA, Leiden, The Netherlands

^{ab}Department of Astronomy, University of Maryland, MD 20742, USA

^{ac}Department of Electronic Information Systems, Shibaura Institute of Technology, Saitama 337-8570, Japan

^{ad}University of Waterloo, Ontario N2L 3G1, Canada

^{ae}Department of Physics, University of Wisconsin, WI 53706, USA

^{af}Kavli Institute for Astrophysics and Space Research, Massachusetts Institute of Technology, MA 02139, USA

^{ag}Department of Astronomy, University of Michigan, MI 48109, USA

^{ah}Department of Physics, Nagoya University, Aichi 464-8602, Japan

^{aj}Hiroshima Astrophysical Science Center, Hiroshima University, Hiroshima 739-8526, Japan

^{ak}Department of Information Science, Faculty of Liberal Arts, Tohoku Gakuin University, Miyagi 981-3193, Japan

^{al}College of Science and Engineering, Kanto Gakuin University, Kanagawa 236-8501, Japan

^{am}Tsukuba Space Center (TKSC), Japan Aerospace Exploration Agency (JAXA), Ibaraki 305-8505, Japan

^{an}Department of Science, Faculty of Science and Engineering, KINDAI University, Osaka

577-8502, JAPAN

^{ao}Department of Teacher Training and School Education, Nara University of Education, Nara
630-8528, Japan

^{ap}Department of Physics, Faculty of Science, Nara Women's University, Nara 630-8506, Japan

^{aq}Yale Center for Astronomy and Astrophysics, Yale University, CT 06520-8121, USA

^{ai}Department of Physics, Kyoto University, Kyoto 606-8502, Japan

^{ar}Department of Physics, Chuo University, Tokyo 112-8551, Japan

^{as}Science Education, Faculty of Education, Shizuoka University, Shizuoka 422-8529, Japan

^{at}Faculty of Health Science, Nihon Fukushi University, Aichi 475-0012, Japan

^{au}Anton Pannekoek Institute, the University of Amsterdam, Postbus 942491090 GE
Amsterdam, The Netherlands

^{av}Department of Astronomy and Astrophysics, University of Chicago, 5640 S Ellis Ave,
Chicago, IL 60637, USA

^{aw}Research Center for the Early Universe, School of Science, The University of Tokyo, Tokyo
113-0033, Japan

^{ax}Department of Physics, Fukuoka University, Fukuoka 841-0180, Japan

ABSTRACT

The X-Ray Imaging and Spectroscopy Mission (XRISM) is the successor to the 2016 *Hitomi* mission that ended prematurely. Like *Hitomi*, the primary science goals are to examine astrophysical problems with precise high-resolution X-ray spectroscopy. XRISM promises to discover new horizons in X-ray astronomy. XRISM carries a 6×6 pixelized X-ray micro-calorimeter on the focal plane of an X-ray mirror assembly and a co-aligned X-ray CCD camera that covers the same energy band over a large field of view. XRISM utilizes *Hitomi* heritage, but all designs were reviewed. The attitude and orbit control system were improved in hardware and software. The number of star sensors were increased from two to three to improve coverage and robustness in onboard attitude determination and to obtain a wider field of view sun sensor. The fault detection, isolation, and reconfiguration (FDIR) system was carefully examined and reconfigured. Together with a planned increase of ground support stations, the survivability of the spacecraft is significantly improved.

Keywords: X-ray, X-ray Astronomy, microcalorimeter, CCD

1. INTRODUCTION

After the generation of baryons in the Big Bang Universe, hot plasmas traced the flows of energy and matter, and played a crucial role in the formation of every celestial structure in the universe. *Hitomi*¹ (formerly ASTRO-H), demonstrated the potential of high-resolution X-ray spectroscopy with imaging. By observing hot plasma emission, *Hitomi* succeeded in precisely measuring the kinetic energy or physical state of cosmic hot plasmas.²⁻⁸

Initial results from *Hitomi* showed the potential for transformative science. For example, measurement of energy shifts or line broadening enables precise determination of velocity and dynamic pressure in cosmic plasmas. The X-ray microcalorimeter can constrain the Doppler broadening in the iron-K emission line to an accuracy of $\sim 50 \text{ km s}^{-1}$. *Hitomi* revealed the velocity of plasmas in clusters of galaxies and various X-ray objects.^{2,3,8-11} The high energy resolution with high throughput leads to unprecedented high sensitivity to the spectral features. The comparison of emission line measurements of the elements, including rare metals, with theoretical calculation, reveals the state of chemical evolution in the source.^{4,12-14} A mechanism for X-ray emission, reflecting the physical condition in the source, can also be examined by performing diagnostics in the fine structure of lines.^{6,7} Furthermore, the state-of-the-art microcalorimeter is the ideal tool for observing charge exchange, resonance, and Compton scattering in cosmic plasmas.⁵

Further author information: (Send correspondence to M. Tashiro)

M. Tashiro: E-mail: tashiro.makoto2@jaxa.jp

XRISM was proposed as the *Hitomi* recovery mission and initially called the X-ray Astronomy Recovery Mission. It carries identical soft X-ray telescopes as those onboard *Hitomi*. The scientific objectives of XRISM are similar to those of *Hitomi*. XRISM shall provide a multi-faceted tool for revealing material circulation and energy transfer in cosmic plasmas, and elucidating cosmic structures and evolution.

The four science objectives for XRISM to explore are as follow:

1. Structure formation of the universe and evolution of clusters of galaxies;
Galaxies and clusters of galaxies are formed in dark matter halos and evolve into the large scale systems through collisions and mergers. The enormous gravitational energy is released into thermal energy through the kinetic motion of the hot plasma in the systems. XRISM measures the plasma velocities to reveal the processes and the hidden energy flow channels in the structure formation.
2. Circulation history of baryonic matters in the universe;
Supernovae remnants inject thermal and kinetic energy, heavy elements, and high energy cosmic rays into the interstellar and intergalactic space. Thus these objects play an essential role in constructing variety in the universe. The explosions dissipate energy and elements through the gradually thermalized optically thin plasma. Therefore the plasma diagnosis with the high-resolution X-ray spectroscopy is ideal for revealing dissipation and circulation of baryonic matter in the universe.
3. Transport and circulation of energy in the universe;
The co-evolution of galaxies and their central supermassive black hole is one of the most central modern astronomy themes. Although the concept of "co-evolution" is widely accepted, the mass feeding mechanisms onto the supermassive black hole from the host galaxy is still a missing piece of the puzzle. XRISM with the capability to measure the iron-K emission line energy in the accuracy of $\leq 200 \text{ km s}^{-1}$ resolves velocity fields in the accreting matter, leading to understanding the mass feeding structure surrounding the supermassive black hole. Furthermore, outflows, including jets and disk winds, from black holes or other compact objects, are also important for understanding energy transportation and energy circulation in the universe. XRISM measures the hot plasma flows in the spectral absorption features.
4. Promote new science endeavors with unprecedented high-resolution X-ray spectroscopy.
The high-resolution spectroscopy extracts information on the physical state of plasmas that we could not obtain so far. For example, the plasma diagnosis of the fine spectral features enabled by XRISM, provides understanding of the plasma ionization history. The high-resolution spectroscopy can probe gravitational redshifts in relativistic objects. These new observable properties will expand new areas of astrophysics.

XRISM will fulfill these scientific objectives with the high-resolution X-ray spectroscopy with imaging by observing the fine structure in the X-ray spectra and the spatial distribution of cosmic plasmas.¹⁵

2. SPACECRAFT

2.1 The orbit and operations

Figure 1 shows the schematic view of the spacecraft. XRISM will be launched into a circular orbit with an altitude of $575 \pm 15 \text{ km}$ and inclination of 31 degrees by a JAXA H-IIA rocket. The satellite operation is conducted at the Sagami-hara Satellite Operation Center of ISAS/JAXA, utilizing the ground station at the Uchinoura Space Center (USC), Japan. The spacecraft on the near-earth orbit circulates the earth for 96 minutes and contacts the ground station, USC, on 5 out of the 15 orbits a day. *Hitomi*, having employed only USC, inevitably had ten successive remote orbits. For ~ 15 hours, *Hitomi* did not have ground support. XRISM will employ the JAXA global network (GN) stations and the NASA near-earth network (NEN) stations in addition to the nominal operation station USC. The additional GN and NEN stations covering the remaining ten orbits that will be used to monitor the spacecraft essential status. The monitoring is carried out with the Automatic Telemetry Monitor Software (ATMOS) developed for the telemetry data in JAXA standard format from the Center for Science-satellite Operation and Data Archive (C-SOCDA) of ISAS/JAXA. According to users rules, the ATMOS monitors and evaluates each telemetry data and warns the operation staff to detect any anomaly. The additional

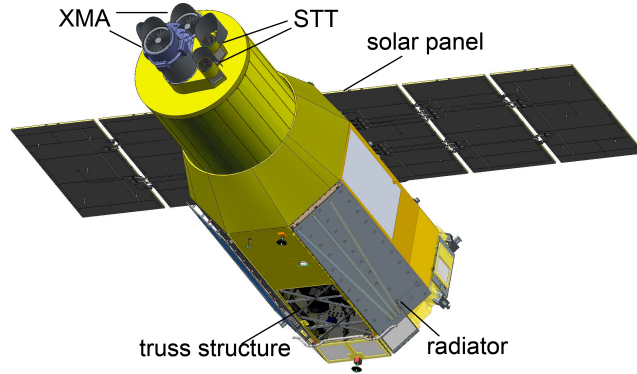


Figure 1. Schematic view of XRISM
 Table 1. Key parameters of spacecraft

Launch site	Tanegashima Space Center, Japan
Launch vehicle	JAXA H-IIA rocket
Orbit type	Approximate circular orbit
Altitude	575 ± 15 km
Orbit inclination	31 degree
Dimension	$7.9 \text{ m} \times 9.2 \text{ m} \times 3.1 \text{ m}$
Mass	2.3 tons
Design Life	≥ 3 years

network stations with ATMOS support reduces the ground support response time down to ≤ 96 minutes or two orbits in the worst case, and improves on spacecraft survivability even in unexpected emergencies.

Science operations will be similar to those of *Suzaku*. The basic pattern is to point to an object during the planned exposure time and then slew to the next target. Referring to specific target objects observed with *Suzaku*, whose orbital elements are similar to those of XRISM, each typical observation of XRISM is expected to require from one to a few days. Therefore each observation command plan will be uploaded during the daily contacts of the USC station. The XRISM Mission Operation Team of JAXA is in charge of the satellite operation by commanding and data downlink. Collaborating with the Mission Operation Team, the XRISM Science Operations Team (SOT), consisting of dedicated duty scientists, is in charge of observation planning, science data processing, distribution, archiving, and user support. The XRISM SOT consists of members from the three agencies; XRISM Science Operation Centre in JAXA, XRISM Science Data Center in NASA, and members from the European Space Astronomy Centre of ESA. The detailed description of the science operations is shown in two separate papers.^{16,17}

The current plan is to use the first three months for commissioning and check-out, and to start the Performance Verification phase. During this phase, the data rights belong to the XRISM Science Team with a limited number of XRISM Guest Scientists, which will be invited by the three space agencies. Guest observing time will commence ~ 9 months after the launch. The three agencies will call for proposals for guest observations from the worldwide astronomical community. The nominal observation phase is defined to last for three years after the launch.

2.2 Configuration of the spacecraft

To recover the mission promptly, efficiently, and reliably, the *Hitomi* basic design was adopted for XRISM, but with the removal of the hard X-ray mirrors and imagers mounted on the extendable optical bench, and the soft gamma-ray detectors mounted outside the spacecraft. As shown in Figure 1, XRISM is equipped with two sets of co-aligned X-ray Mirror Assemblies (XMAs), and two sets of star sensors (Star Trackers: STT) to

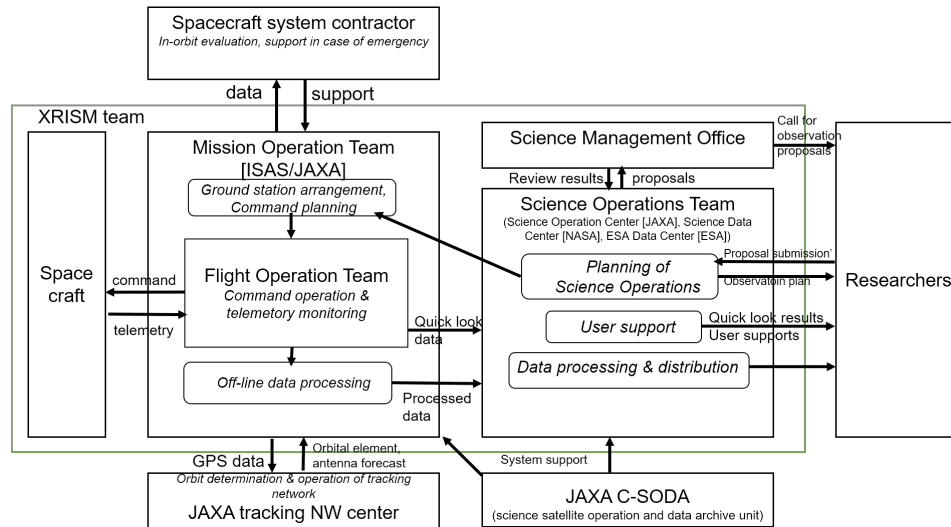


Figure 2. Organizations for the science operations.

the right of the XMA. Behind the central XMA, we see part of the sunshade from the third STT. The side panels, equipped with electronics inside, shape an octagonal pillar. The two sets of science instrument detectors sit on the spacecraft base plate and are surrounded by the side panels. On the side panel opposite the black solar panel arrays, is a truss structure between two grey thermal radiators. The dewar containing the X-ray microcalorimeter is installed beyond the structure, facing anti-solar direction and performing effective radiation cooling through the dewar surface and its radiators connected heat pipes. The CCD camera of Xtend is placed inside the spacecraft and connected with its radiator via two heat pipes.

Figure 3 shows the function block diagram of XRISM. The bus system mainly consists of the power supply subsystem, the communication and data handling subsystem, and the attitude orbit control subsystem. The above right portion of the figure shows electronics for science instruments. As the primary design policy, we require the spacecraft bus system to be designed to be one-fail-operative. According to the policy, almost all the bus electronics components configure redundant systems, as indicated with overlapped rectangles. The exceptions are only the electronics for the Global Positioning System Receiver (GPSR) and the X-band transponder. They are single systems, but functionally redundant with the on-ground time assignment / orbit determination systems or S-band communication.

3. ATTITUDE CONTROL SYSTEM

XRISM is a three-axis stabilization satellite pointing at a celestial object with telescopes and fixed solar panels facing the sun. Therefore, the attitude and orbit control system (AOCS) is crucial for both the mission and spacecraft survival. The AOCS is composed of attitude sensors, data processors, and actuators.

The attitude sensors consist of four independent components: digital sun sensors (DSSs), geomagnetic attitude sensors, inertial reference units, and the STTs. The solar panels are fixed to the spacecraft and restrict attitude operation to keep the normal against the sun inclination angle within 30 degrees on orbit. The DSS measures the sun-angle against the solar panels to maintain the power generation. The linear measurement range is a ± 64 squared degree region. The area is much broader than that of *Hitomi*, to cover the sun inclination angles with enough margin. The pointing accuracy is assured by the attitude determination using the star sensors (STTs) installed on the top plate with the XMA. Figure 4 shows the STTs fields-of-view and avoidance angles for interfering light from Earth albedo. The view centers are offset from the normal of the top panel by 12 degrees, and the position angles of STTs are separated by 120 degrees. With this configuration, the STTs cover a broad field of view, avoiding the earth occultation to realize a long time coverage for the attitude determination with

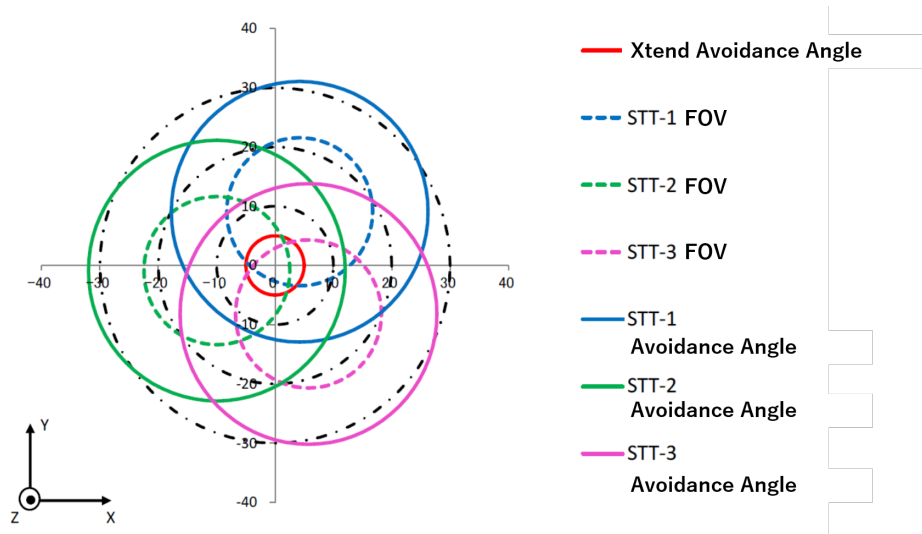


Figure 4. The fields-of-view and avoidance angles for interfering light of the three STTs and the avoidance angle of Xtend.

Table 2. FDIR levels in the attitude control system

1	subsystem	Fault detection by watching hardware status, and reconfiguration by ACFS. Both component self-check and inter-component consistency checks are equipped.
2	network	Detection of communication error in the SpaceWire packet or RMAP protocol.
3	computer	Memory error detection by EDAC, watchdog timer for auto reconfiguration, or reset.
4	hardware	Employing radiation hard, high-reliability parts. Redundant configuration.

1. attitude control command:

Every command is verified on-ground before the launch. The command plan of each daily operation is checked before being uploaded to the satellite. The onboard AOCS software ACFS calculates the “expected solar angle” for each programmed target attitude independently. If the calculated value exceeds 30 degrees, the ACFS onboard rejects the uploaded command to avoid solar angle violations as a fail-safe. Other critical parameters stored in ACFS, including the alignment matrix of sensors, or thruster vector matrix, are also checked onboard and will be rejected by ACFS in case the values are inconsistent mathematically.

2. attitude control behavior:

Onboard, the ACFS watches each axis angular velocity and discrepancy from the target attitude after the slew. Once one of the values exceeds the predefined threshold, ACFS triggers the FDIR process.

3. verification of attitude control result:

The ACFS monitors consistency between the ACFS calculated values and the values measured by the sensors, such as solar angles or calculated quaternion values and those derived by STT components. Once the discrepancy exceeds a threshold, the ACFS triggers the FDIR process (level 4).

The initial stage of FDIR is a fault-tolerant or fail-operational modes. In these levels, the spacecraft continues pointing operation by resetting or switching to the redundant system. However, if the fault is not corrected in the initial stage, the attitude control mode is changed to safehold mode in which pointing operation to free-spinning around the +Y axis (the normal of solar panel), and control the angular moment to direct the +Y axis to the sun. Momentum wheels control the safehold at first. If this fails, the attitude control actuator is switched to the thrusters. However, the AOCS cut the thruster at the last stage when it detects high angular velocity to avoid

spacecraft breakup. After the cut-off, there is no active actuator controlled by onboard AOCS. The spacecraft shall be saved by commanding from the ground support stations.

4. DEVELOPMENT STATUS OF SCIENCE INSTRUMENTS

XRISM carries two science instruments: the *Resolve* Soft X-ray Spectrometer and the *Xtend* Soft X-ray Imager, as mentioned in Section 2. Two identical XMA's mounted on the spacecraft top plate are conically approximated Wolter I optics consisting of 203 nested shells, following the basic design for the *Hitomi* Soft X-ray Telescopes (SXTs). Although the SXTs are calibrated in ISAS/JAXA after fabricated in Goddard Space Flight Center of NASA, for XRISM, both construction and on-ground calibration of XMA's are conducted in the GSFC. Improvement in the point spread function applied for the XMA is described in [18]. The two have been fabricated and under calibration. Recent status is reported in [19].

Resolve is equipped with an X-ray microcalorimeter array that delivers better than 7 eV energy resolution at helium superfluid temperature.²⁰ The basic design of the X-ray microcalorimeter and the cooling system follows that of the SXS onboard *Hitomi*, though newly developed mechanisms are adopted in the gate valve (GV) and vibration interference isolators (VIS). We installed an eddy current dumper in the GV opening mechanism. The GV protects the sensor in the vacuum dewar from the atmosphere and shall be opened in orbit. The eddy current dumper controls the opening speed and reduces the shock to the thermal shield films in front of the sensor. On the other hand, the VIS is installed between the mechanical cooler compressor and the dewar and restricts the vibration noise from propagating to the sensor. The isolation mechanism is redesigned for the spacecraft mechanical environment of XRISM at the launch and spacecraft separation. Detail description is shown in [21]. The status of development and the on-ground calibration are reported in [22, 23].

Xtend X-ray CCD camera delivers a broad field of view with a moderate energy resolution.^{24, 25} Performance requirements derived per the mission requirements are summarized in Table 3 as described in [15]. The basic design of the CCD camera is identical to that of the *Hitomi* SXI, and some improvements are adopted on the CCD chip and the scheme for preventing light leakage. The development and on-ground calibration status are reported in [26–29].

Table 3. Key parameters and performance requirement of the payload

Parameter	Resolve	Xtend
X-ray mirrors	conically approximated Wolter I optics (203 nested shells)	
Focal length	5.6 m	
Angular resolution	≤ 1.7 arcmin (HPD)	
Detector technology	X-ray micro-calorimeter	X-ray CCD
Effective area	≥ 210 cm ² @ 6 keV, ≥ 160 cm ² @ 1 keV	≥ 270 cm ² @ 6 keV
Field of View	$\geq 2.9 \times 2.9$ arcmin ² .	$\geq 30 \times 30$ arcmin ²
Energy range	0.3 – 12 keV	0.4 – 13 keV
Absolute energy scale	≤ 2 eV	—
Energy resolution	≤ 7 eV FWHM @ 6 keV	≤ 250 eV @ 6 keV (EOL)
Non X-ray background	$\leq 2 \times 10^{-3}$ c/s/keV/array	$\leq 1 \times 10^{-6}$ c/s/keV/arcmin ² /cm ² (in 5 – 10 keV)
Time tagging accuracy	≤ 1 ms	—

Acknowledgments

XRISM is being developed under an international collaboration of Japan Aerospace Exploration Agency (JAXA), National Aeronautics and Space Administration (NASA), and European Space Agency (ESA). In addition to

the three space agencies, universities and research institutes from Japan, the United States, and Europe have joined to contribute to the satellite development, development of observation instruments and data processing software, and further formulate the scientific observing plan.

REFERENCES

- [1] Takahashi, T. et al., “Hitomi (ASTRO-H) x-ray astronomy satellite,” *J. of Astronomical Telescopes, Instruments and Systems* **4**, 021402 (2018).
- [2] The Hitomi Collaboration, “The quiescent intracluster medium in the core of the Perseus cluster,” *Nature* **535**, 117 (2016).
- [3] Hitomi collaboration, “Atmospheric gas dynamics in the Perseus cluster observed with Hitomi,” *PASJ* **70**, id. 9 (2018).
- [4] Hitomi collaboration, “Solar abundance ratios of the iron-peak elements in the Perseus cluster,” *Nature* **551**, 478 (2018).
- [5] Hitomi collaboration, “Measurements of resonant scattering in the Perseus cluster core with Hitomi SXS,” *PASJ* **70**, id. 10 (2018).
- [6] Hitomi collaboration, “Temperature structure in the Perseus cluster core observed with Hitomi,” *PASJ* **70**, id. 11 (2018).
- [7] Hitomi collaboration, “Atomic data and spectral modeling constraints from high-resolution x-ray observations of the Perseus cluster with Hitomi,” *PASJ* **70**, id. 12 (2018).
- [8] Hitomi collaboration, “Hitomi observation of radio galaxy NGC 1275: The first x-ray microcalorimeter spectroscopy of Fe-K α line emission from an active galactic nucleus,” *PASJ* **70**, id. 13 (2018).
- [9] Hitomi collaboration, “Hitomi observations of the LMC SNR N 132 D: Highly redshifted x-ray emission from iron ejecta,” *PASJ* **70**, id. 16 (2018).
- [10] Hitomi collaboration, “Glimpse of the highly obscured HMXB IGR J16318–4848 with Hitomi,” *PASJ* **70**, id. 17 (2018).
- [11] Hitomi collaboration, “Hitomi X-ray observation of the pulsar wind nebula G 21.5–0.9,” *PASJ* **70**, id. 38 (2018).
- [12] Aharonian, F. A. et al., “Hitomi constraints on the 3.5 keV line in the Perseus galaxy cluster,” *ApJ* **837**, id. L 15 (2017).
- [13] Hitomi collaboration, “Search for thermal x-ray features from the Crab nebula with the Hitomi soft X-ray spectrometer,” *PASJ* **70**, id. 14 (2018).
- [14] Simionescu, A. et al., “Constraints on the chemical enrichment history of the Perseus cluster of galaxies from high-resolution X-ray spectroscopy,” *MNRAS* **483**, 1701 (2019).
- [15] Tashiro, M. et al., “Concept of x-ray astronomy recovery mission (xarm),” in [*Space Telescopes and Instrumentation 2018: Ultraviolet to Gamma Ray*], J-W. A. den Herder, S. Nikzad, K. N., ed., *Proc. SPIE* **10699**, id. 1069922 (2018). <https://doi.org/10.1117/12.2311445>.
- [16] Terada, Y. et al., “Detail plans and preparations for the science operations of the XRISM mission,” in [*Space Telescopes and Instrumentation 2020: Ultraviolet to Gamma Ray*], J-W. A. den Herder, S. Nikzad, K. N., ed., *Proc. SPIE* **11444**, id. 287 (2020).
- [17] Loewenstein, M. et al., “The XRISM science data center: Optimizing the scientific return from a unique x-ray observatory,” in [*Space Telescopes and Instrumentation 2020: Ultraviolet to Gamma Ray*], J-W. A. den Herder, S. Nikzad, K. N., ed., *Proc. SPIE* **11444**, id. 286 (2020).
- [18] Okajima, T. et al., “Changes from Hitomi Soft X-ray Telescopes to XRISM X-ray Mirror Assemblies,” in [*Space Telescopes and Instrumentation 2020: Ultraviolet to Gamma Ray*], J-W. A. den Herder, S. Nikzad, K. N., ed., *Proc. SPIE* **11444**, id. 289 (2020).
- [19] Hayashi, T. et al., “On-going status of ground calibration of the XRISM X-ray Mirror Assembly,” in [*Space Telescopes and Instrumentation 2020: Ultraviolet to Gamma Ray*], J-W. A. den Herder, S. Nikzad, K. N., ed., *Proc. SPIE* **11444**, id. 288 (2020).
- [20] Ezoë, Y. et al., “Cooling system for the Resolve onboard XRISM,” *Cryogenics* **108**, id. 103016 (2020).

- [21] Midooka, T. et al., “X-ray transmission measurements of the gate valve for the X-ray astronomy satellite XRISM,” in [*Space Telescopes and Instrumentation 2020: Ultraviolet to Gamma Ray*], J-W. A. den Herder, S. Nikzad, K. N., ed., *Proc. SPIE* **11444**, id. 285 (2020).
- [22] Porter, F. et al., “Initial ground calibration of the Resolve detector system on XRISM,” in [*Space Telescopes and Instrumentation 2020: Ultraviolet to Gamma Ray*], J-W. A. den Herder, S. Nikzad, K. N., ed., *Proc. SPIE* **11444**, id. 178 (2020).
- [23] Eckart, M. et al., “Initial quantum efficiency calibration of the x-ray absorbers on the XRISM Resolve detector array and prototype Athena X-IFU arrays,” in [*Space Telescopes and Instrumentation 2020: Ultraviolet to Gamma Ray*], J-W. A. den Herder, S. Nikzad, K. N., ed., *Proc. SPIE* **11444**, id. 290 (2020).
- [24] Hayashida, K. et al., “Soft x-ray imaging telescope (Xtend) onboard x-ray astronomy recovery mission (xarm),” in [*Space Telescopes and Instrumentation 2018: Ultraviolet to Gamma Ray*], J-W. A. den Herder, S. Nikzad, K. N., ed., *Proc. SPIE* **10699**, id. 1069923 (2018). <https://doi.org/10.1117/12.2311446>.
- [25] Ishisaki, Y. et al., “Status of Resolve instrument for X-ray astronomy recovery mission (conference presentation),” in [*Space Telescopes and Instrumentation 2018: Ultraviolet to Gamma Ray*], J-W. A. den Herder, S. Nikzad, K. N., ed., *Proc. SPIE* **10699**, id. 1069924 (2018). <https://doi.org/10.1117/12.2313440>.
- [26] Nakajima, H. et al., “Soft x-ray imager (SXI) for Xtend onboard X-Ray Imaging and Spectroscopy Mission (XRISM),” in [*Space Telescopes and Instrumentation 2020: Ultraviolet to Gamma Ray*], J-W. A. den Herder, S. Nikzad, K. N., ed., *Proc. SPIE* **11444**, id. 177 (2020).
- [27] Uchida, H. et al., “Optical blocking performance of CCDs developed for the X-ray astronomy satellite XRISM,” *NIMPA* **978**, id. 164374 (2020).
- [28] Yoneyama, T. et al., “On-ground calibration of XRISM/Xtend CCD,” in [*Space Telescopes and Instrumentation 2020: Ultraviolet to Gamma Ray*], J-W. A. den Herder, S. Nikzad, K. N., ed., *Proc. SPIE* **11444**, id. 179 (2020).
- [29] Kanemaru, Y. et al., “Experimental studies on the charge transfer inefficiency of CCD developed for the soft X-ray imaging telescope Xtend aboard the XRISM satellite,” *NIMPA* **984**, id. 164646 (2020).