



Nonequilibrium phase transitions in finite arrays of globally coupled Stratonovich models: strong coupling limit

To cite this article: Fabian Senf *et al* 2009 *New J. Phys.* **11** 063010

View the [article online](#) for updates and enhancements.

Related content

- [Noise-induced bifurcations, multiscaling and on-off intermittency](#)
- [How limit cycles and quasi-cycles are related in systems with intrinsic noise](#)
- [Breaking supersymmetry in a one-dimensional random Hamiltonian](#)

Recent citations

- [First-passage and first-exit times of a Bessel-like stochastic process](#)
Edgar Martin *et al*

Nonequilibrium phase transitions in finite arrays of globally coupled Stratonovich models: strong coupling limit

Fabian Senf^{1,2}, Philipp M Altrock^{1,3,4} and Ulrich Behn¹

¹ Institute for Theoretical Physics, University of Leipzig, POB 100 920, D-04009 Leipzig, Germany

E-mail: senf@iap-kborn.de, altrock@evolbio.mpg.de and behn@itp.uni-leipzig.de

New Journal of Physics **11** (2009) 063010 (18pp)

Received 12 March 2009

Published 8 June 2009

Online at <http://www.njp.org/>

doi:10.1088/1367-2630/11/6/063010

Abstract. A finite array of N globally coupled Stratonovich models exhibits a continuous nonequilibrium phase transition. In the limit of strong coupling, there is a clear separation of timescales of centre of mass and relative coordinates. The latter relax very fast to zero and the array behaves as a single entity described by the centre of mass coordinate. We compute analytically the stationary probability distribution and the moments of the centre of mass coordinate. The scaling behaviour of the moments near the critical value of the control parameter $a_c(N)$ is determined. We identify a crossover from linear to square root scaling with increasing distance from a_c . The crossover point approaches a_c in the limit $N \rightarrow \infty$ which reproduces previous results for infinite arrays. Our results are obtained in both the Fokker–Planck and the Langevin approach and are corroborated by numerical simulations. For a general class of models we show that the transition manifold in the parameter space depends on N and is determined by the scaling behaviour near a fixed point of the stochastic flow.

² Present address: Leibniz-Institute of Atmospheric Physics, Schloßstraße 6, D-18225 Kühlungsborn, Germany.

³ Present address: Max-Planck-Institute for Evolutionary Biology, August-Thienemann-Strasse 2, D-24306 Plön, Germany.

⁴ Author to whom correspondence should be addressed.

Contents

1. Introduction	2
2. Two coupled Stratonovich systems	5
3. General N-site systems	8
3.1. Adiabatic elimination of relative coordinates	8
3.2. Determination of the transition manifold	11
4. N coupled Stratonovich models	12
5. Conclusions	14
Appendix A. Weak normalization	15
Appendix B. Langevin approach	16
References	17

1. Introduction

Arrays of stochastically driven nonlinear dynamical systems may exhibit nonequilibrium phase transitions of continuous or discontinuous type, for a recent review see [1], cf also [2, 3]. Concepts developed to describe equilibrium phase transitions such as symmetry or ergodicity breaking, order parameter, critical behaviour, critical exponents, etc, have been successfully transferred to noise induced nonequilibrium phase transitions. The structure of the theory will be generically of mean field type, if infinite globally coupled arrays are studied. This allows for a number of analytical results.

Remarkably, essential characteristics of phase transitions can already be found in the case of a single Stratonovich model. This is mainly due to the multiplicative nature of the noise. Models driven by additive noise do not show this peculiar property. The Langevin equation for the single-site Stratonovich model [4]–[6] reads

$$dx = (ax - x^3)dt + \sigma x \circ dW(t), \quad (1)$$

where a is a control parameter, σ denotes the strength of the noise and $W(t)$ is a Wiener process with autocorrelation $\langle W(t)W(s) \rangle = \min(t, s)$. Equation (1) is interpreted in the Stratonovich sense as indicated by the symbol \circ . The Stratonovich model describes, e.g., the overdamped motion in a biquadratic potential $U(x) = -\frac{a}{2}x^2 + \frac{1}{4}x^4$ where the control parameter is stochastically modulated, $a \rightarrow a + \xi_t$, with a Gaussian white noise ξ_t .

The associated Fokker–Planck equation (FPE) describing the evolution of the probability density $P(x, t)$ is

$$\partial_t P = -\partial_x \left\{ \left[\left(a - \frac{\sigma^2}{2} \right) x - x^3 - \frac{\sigma^2}{2} x^2 \partial_x \right] P \right\}. \quad (2)$$

Equation (2) has a weak stationary solution, a Dirac distribution $\delta(x)$ located at the common zero $x = 0$ of drift and diffusion coefficient, which is also a zero of the stochastic flow in equation (1). If the system is initially at $x = 0$, it will always stay there.

Furthermore, there exist spatially extended strong stationary solutions determined up to a constant factor, $P_s(x) \propto |x|^{2a/\sigma^2 - 1} \exp\{-(x/\sigma)^2\}$. $P_s(x)$ lives on $S_+ = [0, \infty)$ if the initial distribution lives on $S_+ \setminus 0$, and on $S_- = (-\infty, 0]$, if the initial distribution lives on $S_- \setminus 0$. The

constant is determined such that the solution is normalized via integrating over the support and can be interpreted as a probability density, i.e.

$$P_s(x) = \frac{1}{Z} |x|^{2a/\sigma^2 - 1} e^{-(x/\sigma)^2}, \quad (3)$$

$$Z = \int_{S_{\pm}} dx |x|^{2a/\sigma^2 - 1} e^{-(x/\sigma)^2} = \frac{1}{2} \sigma^{2a/\sigma^2} \Gamma(a/\sigma^2), \quad (4)$$

provided $2a/\sigma^2 > 0$. For $2a/\sigma^2 \leq 0$ the normalization Z diverges since the integrand in (4) scales like $|x|^{2a/\sigma^2 - 1}$ as $x \rightarrow 0$. In this case it can be shown (see appendix A) that a weakly normalized version converges to the known weak solution $\delta(x)$ and that $x = 0$ is an absorbing fixed point of the system.

If fractions of the initial distribution of given weights live on S_- , on S_+ , and on 0, all will keep their weight and evolve to the stationary probability densities living on their respective support as guaranteed by a H -theorem [7].

The Stratonovich model exhibits a strong ergodicity breaking [8] depending on the control parameter a , since the state space decomposes into regions where the system cannot reach one region if it is initiated in a different one. For $a \leq 0$ the only stationary solution is $\delta(x)$, i.e. the fixed point $x = 0$ of the stochastic dynamics is absorbing. Additionally, for $a > 0$ we have the spatially extended solution (3) living on S_{\pm} depending on the initial distribution. This is reflected by the mean value

$$\langle x \rangle_{\pm} = \int_{S_{\pm}} dx x P_s(x) = \begin{cases} 0, & \text{if } a \leq 0, \\ \pm \sigma \frac{\Gamma(a/\sigma^2 + 1/2)}{\Gamma(a/\sigma^2)}, & \text{if } a > 0. \end{cases} \quad (5)$$

Obviously, $\langle x \rangle_{\pm}$ can serve as an order parameter and shows critical behaviour $\langle x \rangle_{\pm} \sim \pm \frac{\sqrt{\pi}}{\sigma} (a - a_c(1))^{\beta}$ as $a \rightarrow a_c(1) = 0$ with $\beta = 1$.

Note that also the location of the maximum of the spatially extended density undergoes a bifurcation, $x_{\pm}^{\max} = 0$ for $0 < a \leq a_c^{\max}(1) = \sigma^2/2$ and $x_{\pm}^{\max} = \pm(a - a_c^{\max}(1))^{1/2}$ for $a \geq a_c^{\max}(1)$.

The critical behaviour of an array of *infinitely* many globally coupled Stratonovich models has been thoroughly investigated in [9]. The scaling of higher moments was considered in [10], see also [11]. The stationary probability density is the solution of a nonlinear FPE which depends on the order parameter. The scaling behaviour of the order parameter is analytically determined, $\langle x \rangle_{\pm} \sim \pm(a - a_c(\infty))^{\beta}$ as $a \rightarrow a_c(\infty)$ with $a_c(\infty) = -\sigma^2/2$ and $\beta = \sup\{1/2, \sigma^2/(2D)\}$, where D is the strength of the harmonic coupling between the systems [9]. The strong coupling limit, $D \rightarrow \infty$, of an infinite array of globally coupled systems was analytically treated already in the pioneering paper [12], cf also [13, 14]. For nearest neighbour coupling, the coupling term can be considered as a discretization of the Laplacian. A linear stability analysis of the corresponding Ginzburg–Landau and Swift–Hohenberg equations in the case of strong coupling is performed in [15].

In this paper, we investigate nonequilibrium phase transitions in *finite* arrays of globally coupled Stratonovich models in the strong coupling limit. We introduce centre of mass and relative coordinates and exploit that for strong coupling there is a clear separation of timescales. The relative coordinates relax very quickly to zero and the system behaves as a single entity described by the centre of mass coordinate R_t . Thus, we can adiabatically eliminate the relative coordinates. The stationary probability density of the centre of mass coordinate $p_s(R)$ is

analytically calculated for a class of nonlinear systems and a scheme to determine the transition manifold in the parameter space is developed. For finite arrays of linearly coupled Stratonovich models the mean value $\langle R \rangle$ of the centre of mass coordinate is computed analytically. Near a critical value of the control parameter a the stochastic system shows scaling behaviour similar to the order parameter of the single Stratonovich model with the same critical exponent $\beta = 1$ but with a different $a_c(N)$ which is also given analytically. Keeping a finite small distance to $a_c(N)$ we recover for $N \rightarrow \infty$ the known result of the self-consistent theory [9] with critical exponent $\beta = 1/2$, see above. For finite N we identify a crossover value of the control parameter $a_*(N)$. For $a_c(N) < a \ll a_*(N)$ we have a linear scaling as for $N = 1$ whereas for $a \gg a_*(N)$ a square root behaviour as for $N \rightarrow \infty$ is observed. Our analytical results are corroborated by numerical simulations.

Recently, finite arrays of (non) linear stochastic systems have been investigated also by Muñoz *et al* [10], and by Hasegawa [16].

Muñoz *et al* tried to obtain for multiplicative noise characteristics of the probability density of the mean field for finite N . They argued that the Langevin equation for the mean field variable is of similar form as the Langevin equation for a single system. Assuming that the multiplicative driving noise and the local field variable are uncorrelated, they inferred the scaling behaviour of the variance of an effective multiplicative noise with N , and of the critical value $a_c(N)$ of the control parameter. They also predicted a crossover from a critical exponent $\beta = 1$ near $a_c(N)$ to the critical exponents for $N \rightarrow \infty$ for larger distances to $a_c(N)$. Note that in [10] the Langevin equation was treated in the Ito-sense which leads to a shift of the critical control parameter compared to the same equation in the Stratonovich-sense.

Hasegawa considered finite systems with additive and multiplicative noise using his augmented moment method which is applicable for small noise strength. He emphasized that multiplicative noise and the local field variable are not uncorrelated in contrast to the assumption in [10] and demonstrated some consequences of such a simplification.

Our approach, though similar in spirit to [10], is controllable, valid in leading order for strong coupling D , and provides explicit analytic results which are confirmed by independent numerical simulations. It may serve as a starting point to calculate next order corrections $\sim 1/D$.

The paper is organized as follows. In the next section we consider two harmonically coupled Stratonovich models and show that for strong coupling the centre of mass coordinate R is the relevant degree of freedom. The mean value of R shows a critical behaviour which is analytically characterized. Section 3 deals with a class of N globally coupled systems of general kind. For strong coupling we compute analytically the stationary probability distribution $p_s(R)$ after eliminating the relative coordinates. Further, we determine the transition manifold in the parameter space where $p_s(R)$ undergoes a transition from a delta-distribution to a spatially extended solution. In section 4, we specialize to the case of N globally coupled Stratonovich models and determine the critical behaviour of the order parameter and of higher moments of R for strong coupling. Conclusions are drawn and a summary is given in section 5. In appendix A, we introduce the concept of weak normalization for the case that a spatially extended solution of the stationary FPE cannot be normalized in the naive sense. Appendix B shows that the Langevin approach both in Stratonovich- and in Ito-interpretation leads to the same results as the Fokker–Planck approach used in the main part of the paper.

2. Two coupled Stratonovich systems

We consider a pair of particles with coordinates $x_1(t)$ and $x_2(t)$ in a biquadratic potential which are coupled harmonically with positive coupling strength D and each subjected to independent Gaussian white noise of strength σ . The system of Langevin equations reads

$$dx_i = \left[ax_i - x_i^3 - D \sum_{j=1,2} (x_i - x_j) \right] dt + \sigma x_i \circ dW_i(t), \quad i = 1, 2, \quad (6)$$

where $W_i(t)$ denote independent Wiener processes with $\langle W_i(t)W_j(s) \rangle = \delta_{i,j} \min(t, s)$. In contrast to equation (1) no exact solution of system (6) is known.

The joint probability density $P(x_1, x_2; t)$ is governed by the FPE

$$\partial_t P = - \sum_{i=1,2} \partial_{x_i} \left[\left(D_i - \sum_{j=1,2} \partial_{x_j} D_{i,j} \right) P \right], \quad (7)$$

where, adopting the notation of [17],

$$D_i(x_1, x_2) = \left(a + \frac{\sigma^2}{2} \right) x_i - x_i^3 - D \sum_{j=1}^2 (x_i - x_j), \quad (8)$$

$$D_{i,j}(x_i) = \frac{\sigma^2}{2} x_i^2 \delta_{ij} \quad (9)$$

denote drift and diffusion coefficients, respectively.

One can show that the system (7) exhibits no detailed balance. Hence, there is no easy way to obtain analytically the stationary solution P_s .

For strong coupling, however, a systematic analytical approach is possible. With increasing coupling strength the particles become tightly glued together and move as a single entity. Therefore it appears natural to introduce centre of mass and relative coordinates. Simulations of equation (6) show that indeed the stationary distribution of the relative coordinate $\hat{p}_s(r)$ becomes very sharp for large values of D , cf figure 1.

The stationary distribution of the centre of mass $p_s(R)$ shows behaviour which is similar to the distribution of a single Stratonovich model. For large values of a , we have a monomodal distribution which vanishes at the boundaries of the support, cf figure 1. For small values of a the distribution $p_s(R)$ diverges as $R \rightarrow 0$ in a normalizable way, cf figure 2. For even smaller values of a all trajectories $x_i(t)$ approach zero and the distributions of both r and R are δ -distributions. Accordingly, the mean value $\langle R \rangle$ undergoes a continuous transition at a critical value of a . In the following, we analytically calculate $p_s(R)$ and $\langle R \rangle$ and its scaling characteristics in the strong coupling limit, $D \rightarrow \infty$. We introduce the centre of mass coordinate $R(t)$ and the relative coordinate $r(t)$ by

$$R = \frac{1}{2}(x_1 + x_2), \quad r = \frac{1}{2}(x_1 - x_2) \quad (10)$$

with the inverse transformation

$$x_1 = R + r, \quad x_2 = R - r. \quad (11)$$

With

$$\partial_{x_{1/2}} = \frac{1}{2} (\partial_R \pm \partial_r), \quad (12)$$

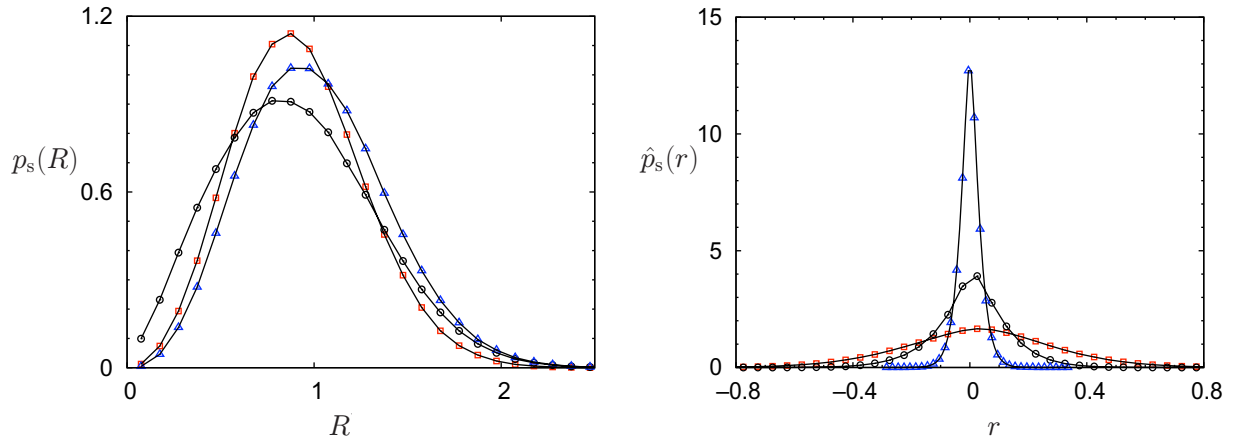


Figure 1. Stationary probability densities for centre of mass $p_s(R)$ (left) and relative coordinates $\hat{p}_s(r)$ (right) for two coupled systems. The distribution of relative coordinates is symmetric with respect to zero and becomes very sharp with increasing strength of the coupling D . The symbols show histograms from 4×10^5 realizations obtained by solving equation (6) with a stochastic Runge–Kutta scheme⁵. Parameters are $D = 1$ (squares), 10 (circles), and 100 (triangles); $a = 1$ and $\sigma^2 = 1$. Initial values were all in the positive sector. Entries of several bins are omitted to avoid overloading; the lines are guides to the eye.

$$\partial_{x_{1/2}}^2 = \frac{1}{4} (\partial_R^2 + \partial_r^2 \pm \partial_{Rr}^2), \quad (13)$$

the Langevin equations (6) then transform to

$$dR = (aR - R^3 - 3Rr^2) dt + \frac{\sigma}{\sqrt{2}} (R \circ d\tilde{W}_1(t) + r \circ d\tilde{W}_2(t)), \quad (14)$$

$$dR = [(a-2D)r - r^3 - 3rR^2] dt + \frac{\sigma}{\sqrt{2}} (r \circ d\tilde{W}_1(t) + R \circ d\tilde{W}_2(t)), \quad (15)$$

where the transformed Wiener processes $\tilde{W}_i(t)$ are defined as

$$\begin{pmatrix} \tilde{W}_1 \\ \tilde{W}_2 \end{pmatrix} = \frac{1}{\sqrt{2}} \begin{pmatrix} 1 & 1 \\ 1 & -1 \end{pmatrix} \begin{pmatrix} W_1 \\ W_2 \end{pmatrix} \quad (16)$$

with $\langle \tilde{W}_i(t) \tilde{W}_j(s) \rangle = \delta_{i,j} \min(t, s)$.

The FPE associated with (14) and (15) governing the probability density of centre of mass and relative coordinates $P(R, r; t)$ reads

$$\partial_t P = (\mathcal{L}_R + \mathcal{L}_r + \mathcal{L}_{rR}) P, \quad (17)$$

where the Fokker–Planck operators are

$$\mathcal{L}_R = -\partial_R \left[\left(a + \frac{\sigma^2}{2} \right) R - R^3 - 3Rr^2 - \frac{\sigma^2}{4} \partial_R (R^2 + r^2) \right], \quad (18)$$

⁵ We used the stochastic Runge–Kutta method in a version proposed in [30, 31] which is an explicit algorithm for stochastic ordinary differential equations in the Stratonovich sense that converges with weak order 1, cf [32]. The step size was always 0.01.

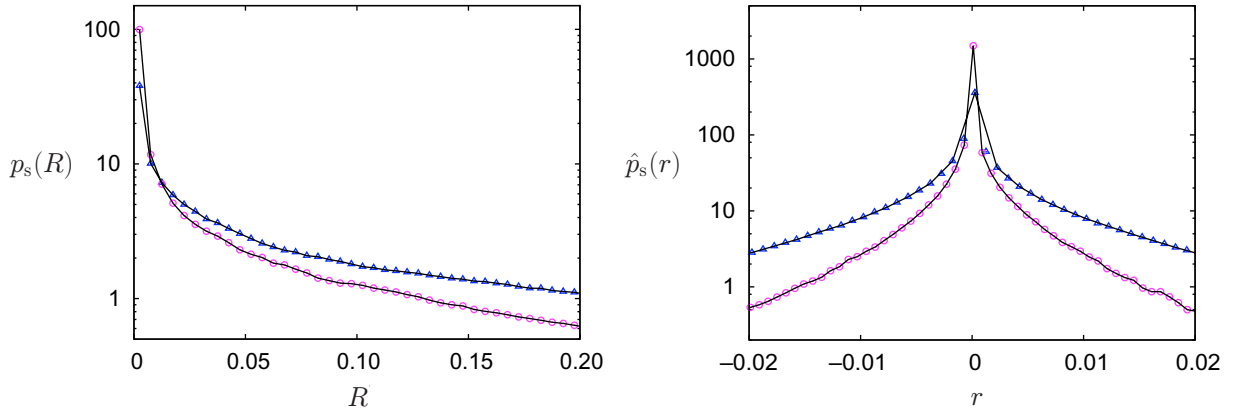


Figure 2. Stationary probability density for centre of mass $p_s(R)$ (left) and relative coordinates $\hat{p}_s(r)$ (right) for two coupled systems in a semilogarithmic plot. For sufficiently small control parameter, $p_s(R)$ diverges for $R \rightarrow 0$ in a normalizable way. $\hat{p}_s(r)$ becomes essentially sharper compared to figure 1. Parameters are $a = -0.05$, $D = 100$, $\sigma^2 = 1$ (triangles) and 0.49 (circles). The symbols show data from 5×10^6 realizations generated by a stochastic Runge–Kutta algorithm (see footnote 5). Initial values were chosen in the positive sector. The lines are guides to the eye.

$$\mathcal{L}_r = -\partial_r \left[\left(a - 2D + \frac{\sigma^2}{2} \right) r - r^3 - 3rR^2 - \frac{\sigma^2}{4} \partial_r (R^2 + r^2) \right], \quad (19)$$

$$\mathcal{L}_{rR} = \sigma^2 \partial_r^2 rR. \quad (20)$$

Note that only \mathcal{L}_r depends on D . In the strong coupling limit $D \rightarrow \infty$ the relative coordinate vanishes, $r_i \rightarrow 0$, on a very fast timescale of the order $1/D$, cf equation (15). Hence, the stationary probability density factorizes to $P_s(R, r) = p_s(R)\delta(r)$ with a Dirac distribution for the relative coordinate. In this case there is no flow related to the relative coordinate r , i.e. $\mathcal{L}_r P = \mathcal{L}_{rR} P \equiv 0$, since for any suitable function φ

$$\int_{-\infty}^{\infty} dR \partial_r [\varphi(r)\delta(r)] \equiv 0. \quad (21)$$

Integrating equation (17) with respect to r yields in the stationary case

$$0 = \int_{-\infty}^{\infty} dR \mathcal{L}_R P_s = -\partial_R \left[\left(aR - R^3 - \frac{\sigma^2}{4} R^2 \partial_R \right) p_s \right]. \quad (22)$$

Similarly as for the single Stratonovich model, there is always a weak solution $\delta(R)$.

For initial values $x_i(0) > 0 \forall i$ (or $x_i(0) < 0 \forall i$) the spatially extended solution of equation (22) lives on the support $S_+ = [0, \infty)$ (or on $S_- = (-\infty, 0]$) and can be normalized provided $a > a_c(2) = -\sigma^2/4$. For $a \leq a_c(2)$ the weakly normalized version of the spatially extended solution converges to $\delta(R)$. Thus, we have

$$p_s(R) = \begin{cases} \delta(R), & \text{for } a \leq a_c(2), \\ \frac{1}{Z} |R|^{4a/\sigma^2} e^{-2R^2/\sigma^2}, & \text{for } a > a_c(2), \end{cases} \quad (23)$$

$$Z = \frac{1}{2} (\sigma/2)^{2a/\sigma^2+1/2} \Gamma(2a/\sigma^2 + 1/2). \quad (24)$$

There is a strong ergodicity breaking when a crosses $a_c(2)$. The mean value $\langle R \rangle_{\pm}$ calculated with (23) is

$$\langle R \rangle_{\pm} = \begin{cases} 0, & \text{if } a \leq a_c(2), \\ \pm \frac{\sigma}{\sqrt{2}} \frac{\Gamma(2a/\sigma^2 + 1)}{\Gamma(2a/\sigma^2 + 1/2)}, & \text{if } a > a_c(2). \end{cases} \quad (25)$$

and scales like $\langle R \rangle_{\pm} \sim \pm \frac{\sqrt{2}\pi}{\sigma} (a - a_c(2))^{\beta}$ with $\beta = 1$ as $a \rightarrow a_c(2)$.

3. General N -site systems

3.1. Adiabatic elimination of relative coordinates

In the following, we demonstrate that the strategy sketched above can be generalized for a class of N coupled systems. We consider

$$dx_i = \left[f(x_i) - \frac{D}{N-1} \sum_{j=1}^N (x_i - x_j) \right] dt + g(x_i) \circ dW_i(t), \quad (26)$$

with $i = 1, \dots, N$ and where f and g are smooth (with no singularities) and twice differentiable chosen such that the stochastic process $\mathbf{x}(t) = \{x_i(t), i = 1, \dots, N\}$ has natural boundaries at infinity [4, 18]. Both f and g may depend on a d -dimensional set of control parameters \mathbf{a} . $D > 0$ is the coupling strength of the harmonic attraction. Note that we have absorbed a factor σ , the strength of the noise, in the function g .

The FPE for the joint probability density $P(\mathbf{x}; t)$, $\mathbf{x} = \{x_i, i = 1, \dots, N\}$, associated to (26) reads

$$\partial_t P = - \sum_{i=1}^N \partial_{x_i} \left[\left(D_i - \sum_{j=1}^N \partial_{x_j} D_{i,j} \right) P \right]. \quad (27)$$

Using the shorthand $f_i = f(x_i)$, $g_i = g(x_i)$ and $g'_i = \partial_{x_i} g_i$, drift coefficient and diffusion matrix are given by

$$D_i = f_i + \frac{1}{2} g'_i g_i - \frac{D}{N-1} \sum_{j=1}^N (x_i - x_j), \quad (28)$$

$$D_{i,j} = \frac{1}{2} g_i^2 \delta_{ij}. \quad (29)$$

It is advantageous to introduce centre of mass and relative coordinates $\{R, \mathbf{r}\}$, $\mathbf{r} = \{r_k, k = 2, \dots, N\}$, by the linear transformations

$$R = \frac{1}{N} \sum_{i=1}^N x_i, \quad (30)$$

$$r_k = x_k - R, \quad \text{for } k = 2, \dots, N. \quad (31)$$

The inverse transformation is given by

$$x_1 = R - \sum_{k=2}^N r_k, \quad (32)$$

$$x_k = R + r_k, \quad \text{for } k = 2, \dots, N. \quad (33)$$

Observing the rules for linear transformations we have

$$\sum_{i=1}^N \frac{\partial}{\partial x_i} D_i = \frac{\partial}{\partial R} D_R + \sum_{k=2}^N \frac{\partial}{\partial r_k} D_{r_k}, \quad (34)$$

$$\sum_{i,j=1}^N \frac{\partial^2}{\partial x_i \partial x_j} D_{ij} = \frac{\partial^2}{\partial R^2} D_{R,R} + \sum_{k=2}^N \frac{\partial^2}{\partial R \partial r_k} D_{R,r_k} + \sum_{k,l=2}^N \frac{\partial^2}{\partial r_k \partial r_l} D_{r_k,r_l}. \quad (35)$$

Drift and diffusion coefficients in the new coordinates are given by, cf also [17],

$$D_y = \sum_{i=1}^N \frac{\partial y}{\partial x_i} D_i, \quad D_{y,z} = \sum_{i,j=1}^N \frac{\partial y}{\partial x_i} \frac{\partial z}{\partial x_j} D_{i,j}, \quad (36)$$

where y and z stand for the new coordinates R , r_k and r_l , respectively.

Again, the FPE determining $P(R, \mathbf{r}; t)$ has the form $\partial_t P = \mathcal{L}P$, with $\mathcal{L} = \mathcal{L}_R + \mathcal{L}_r + \mathcal{L}_{rR}$ where

$$\mathcal{L}_R = -\partial_R (D_R - \partial_R D_{R,R}), \quad (37)$$

$$\mathcal{L}_r = -\sum_{k=2}^N \partial_{r_k} \left(D_{r_k} - \sum_{l=2}^N \partial_{r_l} D_{r_k,r_l} \right), \quad (38)$$

$$\mathcal{L}_{rR} = \sum_{k=2}^N \partial_{R r_k}^2 D_{R,r_k}. \quad (39)$$

Explicitly, the new drift and diffusion coefficients are

$$D_R = \frac{1}{N} \sum_{i=1}^N \left(f_i + \frac{1}{2} g'_i g_i \right), \quad (40)$$

$$D_{r_k} = -D_R + f_k + \frac{1}{2} g'_k g_k - D \frac{N}{N-1} r_k, \quad (41)$$

$$D_{R,R} = \frac{1}{2N^2} \sum_{i=1}^N g_i^2, \quad (42)$$

$$D_{R,r_k} = D_{r_k,R} = \frac{1}{2N} g_k^2 - D_{R,R}, \quad (43)$$

$$D_{r_k, r_l} = D_{R, R} - \frac{1}{2N} (g_k^2 + g_l^2) + \frac{1}{2} g_k^2 \delta_{kl}. \quad (44)$$

All arguments in f_i , g_i and g'_i have to be expressed by (R, \mathbf{r}) , see equations (32) and (33). Note that only D_{r_k} depends on the coupling strength D explicitly.

For large times the probability density $P(R, \mathbf{r}; t)$ converges to a stationary probability density, cf [7], determined by $\mathcal{L}P_s(R, \mathbf{r}) = 0$. For $D \rightarrow \infty$ this enforces

$$\sum_{k=2}^N \frac{\partial}{\partial r_k} [r_k P_s(R, \mathbf{r})] = 0, \quad (45)$$

which has a weak solution

$$P_s(R, \mathbf{r}) = p_s(R) \delta(\mathbf{r}). \quad (46)$$

In the strong coupling limit all fluctuations of the relative coordinates vanish. The system is concentrated on the centre of mass and moves stochastically as a whole, combined particle.

The probability density of the centre of mass $p_s(R)$ can be determined by integrating $P_s(R, \mathbf{r})$ over all relative coordinates. Performing this integration we obtain from the stationary FPE

$$\int d^{N-1} \mathbf{r} \mathcal{L}P_s = \int d^{N-1} \mathbf{r} \mathcal{L}_R(R, \mathbf{r}) P_s(R, \mathbf{r}) = 0, \quad (47)$$

provided that the boundary terms associated with the relative coordinates vanish. In the strong coupling limit we have $P_s(R, \mathbf{r}) \propto \delta(\mathbf{r})$, (47) holds in any case and leads to

$$\mathcal{L}_R(R, \mathbf{0}) p_s(R) = 0, \quad (48)$$

where \mathcal{L}_R is given by (37). From (40) and (42) we infer drift and diffusion for $\mathbf{r} = \mathbf{0}$ as

$$D_R(R, \mathbf{0}) = f(R) + \frac{1}{2} g'(R) g(R), \quad (49)$$

$$D_{R, R}(R, \mathbf{0}) = \frac{1}{2N} g^2(R). \quad (50)$$

The spatially extended strong solution of (48) is given by

$$p_s(R) = \frac{1}{Z} |g(R)|^{N-2} \exp \left\{ 2N \int^R \frac{f(R')}{g^2(R')} \right\}, \quad (51)$$

provided that the normalization constant Z is finite. Whether or not this is the case depends on the scaling behaviour of the functions $f(R)$ and $g(R)$ near a common zero R_0 which, if existing, will build a boundary of the support. This is explained in detail in the next subsection.

Equation (50) shows that in the strong coupling limit the diffusion coefficient $D_{R, R}$ scales like σ^2/N , cf also [10, 16]. For the infinite system and finite noise strength σ the stationary probability density of the centre of mass $p_s(R)$ is a Dirac measure located at one of the attractive zeros of the drift coefficient (49), depending on the initial conditions.

For $D \rightarrow \infty$ all particles are strongly correlated. The variance of the coordinate $x_i(R, \mathbf{r})$ of an arbitrary system i calculated with $P_s(R, \mathbf{r}) = p_s(R) \delta(\mathbf{r})$ is

$$\langle x_i^2 \rangle - \langle x_i \rangle^2 = \langle R^2 \rangle - \langle R \rangle^2. \quad (52)$$

Due to the strong correlations, the variance of the centre of mass scales like N^0 in contrast to the case of uncorrelated systems where the central limit theorem predicts a scaling like N^{-1} .

Note that for small coupling, $D < \sigma^2/2$, one expects that the relative fluctuations in finite systems become large for times of order $\ln N$; for larger times the mean field approximation will completely break down [19].

3.2. Determination of the transition manifold

There will be a strong ergodicity breaking if the state space decomposes into different regions with the property that one region will not be accessible if we start in a different one [8].

For multiplicative noise, zeros of the stochastic flow separate the state space into mutually non-accessible regions. If we place the system initially on such a zero, i.e. on a fixed point of the stochastic dynamics, it will stay there forever. Accordingly, the FPE has a weak solution, a δ -distribution living on that fixed point. If any trajectory in the neighbourhood ‘asymptotically’ reaches the fixed point (the fixed point is absorbing), there will be no spatially extended probability density in this neighbourhood. The spatially extended stationary solution of the FPE cannot be normalized in the naive sense. The weak normalization procedure leads to the weak solution.

If trajectories cannot reach the fixed point, the stationary solution of the FPE will be normalizable and we will have a spatially extended probability density living on the support bounded by the fixed point. This properties can be exploited to determine the transition manifold in the parameter space.

We suppose that $f(R, \mathbf{a})$ and $g(R, \mathbf{a})$ near a common zero R_0 have the following scaling behaviour

$$f(R_0 + \varepsilon) \sim A_f \varepsilon^{m_f}, \quad (53)$$

$$g(R_0 + \varepsilon) \sim A_g \varepsilon^{m_g}, \quad (54)$$

where $m_f, m_g > 0$. Near R_0 we have for the stationary solution (51) of the reduced FPE (48)

$$p_s(R_0 + \varepsilon) \propto |\varepsilon|^{m_g(N-2)} \exp \left\{ 2N \int^{R_0+\varepsilon} dR' \frac{f(R')}{g^2(R')} \right\}. \quad (55)$$

For $m_f - 2m_g > -1$ the integral in (55) gives a contribution $\propto \varepsilon^{m_f - 2m_g + 1}$ at the upper boundary which vanishes for $\varepsilon \rightarrow 0$ so that in leading order $p_s(R_0 + \varepsilon) \propto |\varepsilon|^{m_g(N-2)}$. The exponent $m_g(N-2)$ is negative only for $N = 1$. In this case, if $m_g \geq 1$ the singularity of p_s at $R = R_0$ is not normalizable and we have only a weak stationary solution $p_s(R) = \delta(R - R_0)$. Note that for $N \geq 2$ coupled systems of this kind the singularity of p_s does not occur.

For $m_f - 2m_g = -1$ the integral gives a logarithmic contribution $(A_f/A_g^2) \ln|\varepsilon|$ which leads to

$$p_s(R_0 + \varepsilon) \propto |\varepsilon|^{m_g(N-2) + 2NA_f/A_g^2}. \quad (56)$$

If the exponent in (56) is smaller than -1 the density $p_s(R)$ will diverge for $R \rightarrow R_0$ and will not be normalizable in a naive way. The weak normalization procedure leads to a Dirac measure located at R_0 . If the exponent is larger than -1 the density $p_s(R)$ will be normalizable and we will have a spatially extended probability density. The transition manifold \mathcal{A}_c in the control parameter space \mathbb{R}^d is determined by the condition that the exponent in (56) is -1 ,

$$\mathcal{A}_c = \{ \mathbf{a} \in \mathbb{R}^d : m_g(N-2) + 2NA_f/A_g^2 = -1 \}. \quad (57)$$

For $m_f - 2m_g < -1$ the integral in (55) diverges like $-A_f/(A_g^2|m_f - 2m_g + 1|)\varepsilon^{-|m_f - 2m_g + 1|}$ as $\varepsilon \rightarrow 0$. Accordingly, $p_s(R \rightarrow R_0) = 0$ for $A_f > 0$ and $p_s(R \rightarrow R_0) = \infty$ for $A_f < 0$. In the first case $p_s(R)$ is normalizable and we have a spatially extended stationary probability density. In the latter case the weak normalization procedure yields a Dirac measure at R_0 . A change in the sign of A_f induced by tuning a control parameter is associated with a change of the stability of the fixed point R_0 of the *deterministic* flow $f(R)$ and leads to a significant alteration of the ergodic properties. In a vicinity of R_0 the behaviour of the stochastic system is dominated by the deterministic flow. The transition manifold

$$\mathcal{A}_c = \{\mathbf{a} \in \mathbb{R}^d : A_f = 0\} \quad (58)$$

does not depend on the system size and the amplitude A_g in contrast to (57). If the system lives on the $d - 1$ dimensional transition manifold (58), that is $A_f = 0$, the scaling of the deterministic flow is not described by (53) but by $f(R_0 + \varepsilon) \sim B_f \varepsilon^{n_f}$ with $n_f > m_f$. The system's behaviour, now depending on B_f, A_g, n_f, m_g and N , could be classified in more detail repeating the above procedure.

4. N coupled Stratonovich models

Now we return to our specific example and consider N globally coupled Stratonovich models in the strong coupling limit. For drift and noise function we have

$$f(R; a) = aR - R^3 \quad \text{and} \quad g(R; \sigma) = \sigma R. \quad (59)$$

The common zero of f and g is $R_0 = 0$ with $m_f - 2m_g = -1$, and $A_f = a, A_g = \sigma$. Inserting this in (57), we obtain an explicit representation of the transition curve in the two-dimensional parameter space,

$$\mathcal{A}_c = \{(a, \sigma) \in \mathbb{R}^2 : N - 1 + 2Na/\sigma^2 = 0\}. \quad (60)$$

Given the noise strength σ we have

$$a_c(N) = -\frac{\sigma^2}{2} \left(1 - \frac{1}{N}\right), \quad (61)$$

which reproduces the results for $N = 1$, for $N = 2$ (see above), and for $N \rightarrow \infty$.

Figure 3 compares results from simulation and the asymptotic result (61) for $a_c(N)$ and illustrates the finite size scaling $a_c(N) - a_c(\infty) = \sigma^2/(2N)$ for strong coupling $D \gg 1$.

For initial values $x_i > 0$ (or $x_i < 0$) $\forall i$ the stationary distribution for the centre of mass (51) lives on S_+ or S_- , respectively, and is given by

$$p_s(R) = \begin{cases} \delta(R), & \text{if } a \leq a_c(N), \\ \frac{1}{Z} |R|^{\frac{2N}{\sigma^2}(a - a_c(N)) - 1} e^{-\frac{N}{\sigma^2} R^2}, & \text{if } a > a_c(N), \end{cases} \quad (62)$$

$$Z = \frac{1}{2} (\sigma^2/N)^{\frac{N}{\sigma^2}(a - a_c(N))} \Gamma((a - a_c(N))N/\sigma^2). \quad (63)$$

For initial values $x_i = 0 \forall i$, we have $p_s(R) = \delta(R)$ for all values of a .

Similar to the single Stratonovich model, there is a qualitative change in the shape of the spatially extended probability density. The maximum of $p_s(R)$ undergoes a bifurcation at $a_c^{\max} = \sigma^2(1/N - 1/2)$. Figure 4 compares for different system sizes the asymptotic result (62)

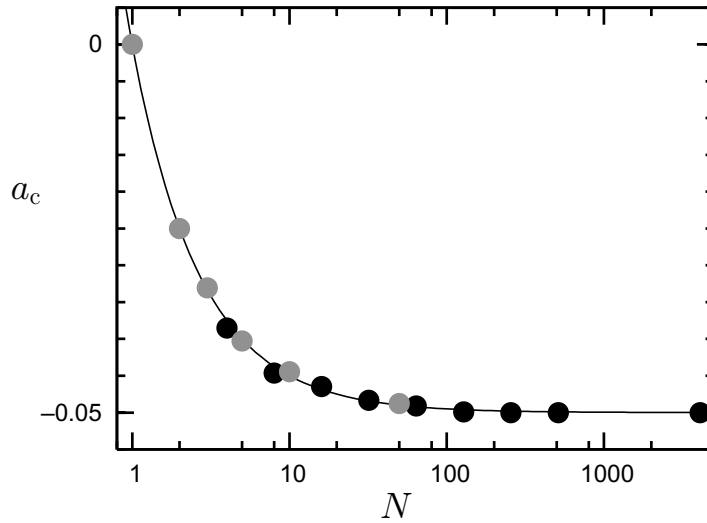


Figure 3. Transition point a_c versus system size N for $\sigma^2 = 0.1$. Simulation results for $D = 81$ obtained by maximizing the linear correlation coefficient⁶ (grey bullets) and by short time relaxation⁷ (black bullets) are both in good agreement with the asymptotic result (61) for $D \rightarrow \infty$ (solid line).

with histograms obtained by simulations for large D . For $a > a_c(N)$ the n th moment of the centre of mass can be evaluated as

$$\langle R^n \rangle_{\pm} = (\pm)^n \left(\frac{\sigma^2}{N} \right)^{n/2} \frac{\Gamma((a - a_c(N))N/\sigma^2 + n/2)}{\Gamma((a - a_c(N))N/\sigma^2)}. \quad (64)$$

Keeping N finite, the first moment scales as $a \rightarrow a_c(N)$ like

$$\langle R \rangle_{\pm} \sim \pm \frac{N^{1/2}}{\sigma} \sqrt{\pi} (a - a_c(N))^{\beta}, \quad \beta = 1, \quad (65)$$

since $\Gamma(z) \sim 1/z$ as $z \rightarrow 0$ [20]. Note that also the higher moments $\langle R^n \rangle$ scale linearly with $a - a_c(N)$.

⁶ Trajectories of $x_i(t)$ are numerically determined by an adapted Heun method [30] with time step 0.01 for different control parameters $a \gtrsim a_c$. Values of a for which $x_i(t)$ comes very close to zero are discarded to exclude $a < a_c$. After the transient period the steady state temporal averages are built. Supposing a power law $\langle R \rangle \propto (a - a_c)^{\beta}$ the data are displayed for different test values of a_c in a double logarithmic plot. After a visual control we determine a_c by maximizing the linear correlation coefficient as proposed in [14], β is the slope of the corresponding line.

⁷ The transition points a_c are determined observing numerically the behaviour of $R(t)$ for an initial state where all $x_i(0) = R_0$ with $R_0^3 \ll R_0$ for a short period of time such that the distribution of the $x_i(t)$ becomes not too broad. Then, the evolution is essentially governed by the linear part of the Langevin-equation of $R(t)$, cf appendix B. Trajectories of $x_i(t)$ are generated by a stochastic Runge–Kutta method with step 0.01 (see footnote 5). Generically, for $a < a_c(N)$ the trajectory of $R(t)$ will relax towards zero, whereas for $a > a_c(N)$ it will increase provided R_0 was smaller than the saturation value. Finally, the estimates of $a_c(N)$ obtained from different trajectories are averaged. A similar procedure has been exploited in [9] for $N \rightarrow \infty$; cf also [1].

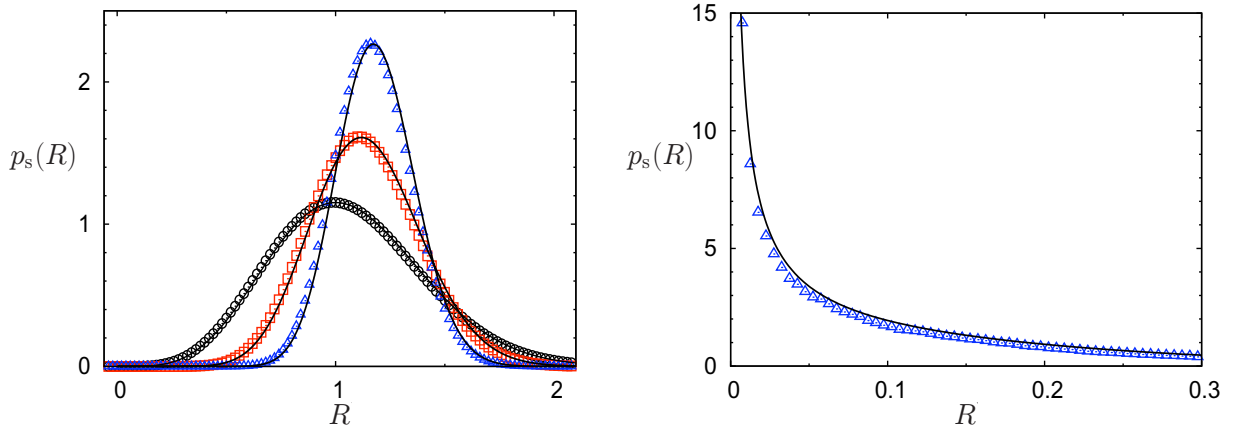


Figure 4. Probability density of the centre of mass obtained by simulation for $D = 100$ (symbols) compared with analytic results (lines) for $D \rightarrow \infty$ given by equation (62). On the left we show results for different system sizes $N = 2$ (circles), 4 (squares) and 8 (triangles) for $a = 1 > a_c^{\max}$. The histograms are obtained from 10^6 realizations generated by a stochastic Euler method⁸. On the right we show only results for $N = 8$ for $a_c < a = -0.42 < a_c^{\max}$; here 5×10^6 realizations were generated by a stochastic Runge–Kutta algorithm (see footnote 5). $\sigma^2 = 1$.

Keeping a finite distance to $a_c(N)$ we obtain for $N \rightarrow \infty$, observing $\Gamma(z + 1/2)/\Gamma(z) = \sqrt{z}(1 - 1/(8z) + \dots)$ as $z \rightarrow \infty$ [21],

$$\langle R \rangle_{\pm} \sim \pm (a - a_c(\infty))^{\beta}, \quad \beta = 1/2, \quad (66)$$

which reproduces the result in [9] for $D > \sigma^2$. Higher moments of order n scale with $\beta = n/2$.

We define the crossover value $a_*(N)$ by $(a_*(N) - a_c(N))N/\sigma^2 = 1$. For $a \ll a_*(N) = -\sigma^2/2 + (3/2)\sigma^2/N$ we have a linear scaling as for $N = 1$ whereas for $a \gg a_*(N)$ a square root behaviour as for $N \rightarrow \infty$ is observed, cf figure 5.

Our results are analytically derived for the strong coupling limit in a controllable approach. We note that both the critical and the crossover value of the control parameter are in accordance with the values proposed on different grounds in [10] for weak and intermediate noise, provided the shift due to the Ito interpretation used there is taken into account.

5. Conclusions

In this paper, we have determined the characteristics of a continuous nonequilibrium phase transition in a finite array of globally coupled Stratonovich models in the limit of strong coupling $D \rightarrow \infty$. In this limit there is a clear separation of the timescales governing the evolution of the centre of mass coordinate and the relative coordinates: the characteristic time of the relative coordinate scales as $1/D$ and thus becomes short in the strong coupling limit. The slow centre of mass coordinate enslaves the fast relative coordinates, its mean value serves as an order parameter. This allows a controllable and consistent treatment both in the Fokker–Planck and the

⁸ The Euler–Maruyama method, see [30, 33], is the stochastic equivalent of the explicit Euler method and has strong order $\frac{1}{2}$ convergence. The step size was 0.01.

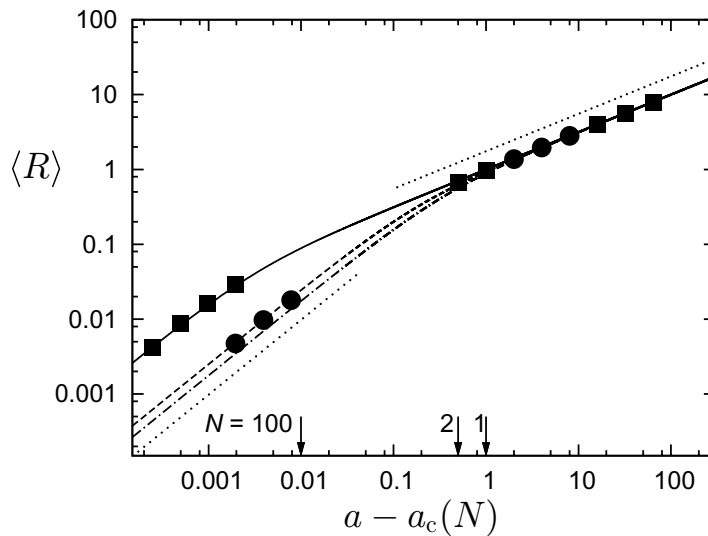


Figure 5. Crossover in the scaling behaviour of $\langle R \rangle$ as a function of $a - a_c(N)$ as predicted by equation (64) for $N = 1$ (dash-dotted line), 2 (dashed line), and 100 (solid line); $\sigma^2 = 1$. The symbols show averages over 2×10^6 realizations generated by a stochastic Runge–Kutta scheme (see footnote 5) for $N = 2$ (circles) and 100 (squares); $\sigma^2 = 1$ and $D = 100$. The dotted straight lines have slope 1 (left) and slope 1/2 (right), respectively. The arrows indicate the crossover points $a_*(N) - a_c(N)$.

Langevin description which is corroborated by numerical simulations. The reduction of a high-dimensional problem to a problem of low dimension is of course inspired by generalizations of slaving and adiabatic elimination techniques and the concept of centre manifolds to stochastic systems developed in a different context [22]–[24], cf also [25, 26].

We have analytically determined both the critical value of the control parameter $a_c(N)$ and the scaling behaviour of the order parameter and of higher moments. With increasing distance from $a_c(N)$ a crossover from linear to square root behaviour is found. For $N \rightarrow \infty$ the known scaling behaviour is reproduced. The formal results, i.e. the computation of the stationary distribution of the centre of mass coordinate (up to a quadrature) and the determination of the transition manifold are given for a general class of systems.

Our approach may serve as a starting point to calculate next order corrections in $1/D$. In a multiscale analysis, we have to take into account that for finite but large D the distribution of the relative coordinates is, though very sharp, of finite width.

The observation that a solution of the stationary FPE which is not normalizable in a naive way converges to the weak solution if weakly normalized is certainly of interest in a broader context.

Appendix A. Weak normalization

The FPE for multiplicative noise has two types of stationary solutions: weak solutions, i.e. Dirac-distributions living on the zeros of the stochastic flow and spatially extended strong

solutions which live on a support which is bounded by zeros of the stochastic flow or by natural boundaries at infinity. Under certain conditions the spatially extended solution may diverge at a zero of the stochastic flow so strongly that it is not normalizable and therefore cannot be considered as a probability density. Here, we introduce the concept of weak normalization and show that in the latter case the weakly normalized solution converges to the Dirac distribution living on that zero.

We assume that the unnormalized solution $\tilde{P}_s(x)$ lives on $[x_0, b)$, where x_0 is a zero of the stochastic flow and scales for $x \rightarrow x_0$ as

$$\tilde{P}_s(x) \sim \text{const} (x - x_0)^\alpha, \quad \alpha < -1. \quad (\text{A.1})$$

The normalization integral diverges at the lower boundary and scales like

$$\int_{x_0+\Delta}^b dx \tilde{P}_s(x) \sim -\text{const} \frac{1}{\alpha+1} \Delta^{\alpha+1} \text{ as } \Delta \rightarrow 0. \quad (\text{A.2})$$

Introducing a test function $\varphi(x)$ which can be expanded near x_0 as $\varphi(x) = \varphi(x_0) + \varphi'(x_0)(x - x_0) + \dots$, we have as $\Delta \rightarrow 0$

$$\int_{x_0+\Delta}^b dx \tilde{P}_s(x) \varphi(x) \sim -\text{const} \frac{1}{\alpha+1} \Delta^{\alpha+1} \left\{ \varphi(x_0) + \frac{\alpha+1}{\alpha+2} \varphi'(x_0) \Delta + \dots \right\}. \quad (\text{A.3})$$

Now we obtain for the hereby defined weakly normalized probability density $P_s^w(x)$

$$\int_{x_0}^b dx P_s^w(x) \varphi(x) = \lim_{\Delta \rightarrow 0} \frac{\int_{x_0+\Delta}^b dx \tilde{P}_s(x) \varphi(x)}{\int_{x_0+\Delta}^b dx \tilde{P}_s(x)} = \varphi(x_0), \quad (\text{A.4})$$

which implies that $P_s^w(x) = \delta(x - x_0)$.

Appendix B. Langevin approach

In sections 2 and 3, we used the Fokker–Planck approach in the centre of mass and relative coordinates to calculate $a_c(N)$ for $D \rightarrow \infty$. In this limit the relative coordinates $r_k \rightarrow 0$, and it is easy to calculate the reduced stationary probability density of the centre of mass coordinate $p_s(R)$. We determined $a_c(N)$ such that $p_s(R)$ is a Dirac measure at $R = 0$ for $a < a_c(N)$ and it is spatially extended for $a > a_c(N)$.

The same result can be obtained in the Langevin approach, both in Stratonovich and Ito-interpretation as explained in the following for the special case $N = 2$. The generalization to $N > 2$ is straightforward.

We exploit that for large D the characteristic timescale of the relative coordinate $r(t)$ is $1/D$ so that $r(t)$ becomes very fast. Then the (slow) centre of mass coordinate $R(t)$ feels only the average of the fast process $r(t)$ and it is justified to replace in the Stratonovich–Langevin equation (14) for R the terms associated with r by their average,

$$dR = (aR - R^3 - 3R\langle r^2 \rangle) dt + \frac{\sigma}{\sqrt{2}} (R \circ d\tilde{W}_1(t) + \langle r \circ d\tilde{W}_2(t) \rangle), \quad (\text{B.1})$$

since for $D \rightarrow \infty$, $r \rightarrow 0$ we have $\langle r^2 \rangle = 0$. However, the second average $\langle r(t) \circ d\tilde{W}_2(t) \rangle$ is not zero as one could naively expect. With the help of the Furutsu–Novikov theorem [27, 28] we

obtain

$$\begin{aligned} \langle r(t) \circ \tilde{\xi}_2(t) \rangle &= \int_{-\infty}^t ds \left\langle \tilde{\xi}_2(t) \tilde{\xi}_2(s) \right\rangle \left\langle \frac{\delta r(t)}{\delta \tilde{\xi}_2(s)} \right\rangle \\ &= \frac{1}{2} \left\langle \frac{\delta r(t)}{\delta \tilde{\xi}_2(s)} \right\rangle \Big|_{s=t} = \frac{1}{2} \frac{\sigma}{\sqrt{2}} \langle R(t) \rangle. \end{aligned} \quad (\text{B.2})$$

Note that the averages here are with respect to realizations of $\tilde{\xi}_2$.

We now observe that the resulting equation for R does not depend on $\tilde{\xi}_2$, therefore $\langle R \rangle = R$, and obtain

$$dR = \left[\left(a + \frac{\sigma^2}{4} \right) R - R^3 \right] dt + \frac{\sigma}{\sqrt{2}} R \circ d\tilde{W}_1(t), \quad (\text{B.3})$$

from which the threshold $a_c(2) = -\sigma^2/4$ follows.

The system (14) and (15) in Stratonovich sense can be written in a compact form as $d\rho = \mathbf{f}(\rho)dt + \sum_{j=1,2} \mathbf{g}^{(j)}(\rho) \circ d\tilde{W}_j(t)$, where $\rho = (R, r)^T$. The equivalent Ito system is $d\rho = (\mathbf{f} + 1/2 \sum_j \partial_\rho \mathbf{g}^{(j)} \mathbf{g}^{(j)})dt + \sum_j \mathbf{g}^{(j)} d\tilde{W}_j(t)$, where the drift term is modified by the Ito shift; $\partial_\rho \mathbf{g}^{(j)}$ is the shorthand of a Jacobian, cf e.g. [29]. For our system we have $\mathbf{g}^{(1)} = \sigma/\sqrt{2} \rho$ and $\mathbf{g}^{(2)} = \sigma/\sqrt{2} (r, R)^T$. The Ito shift amounts to $\sigma^2/2 \rho$ so that the equivalent Ito version of (14) reads

$$dR = \left[\left(a + \frac{\sigma^2}{2} \right) R - R^3 - 3Rr^2 \right] dt + \frac{\sigma}{\sqrt{2}} (R d\tilde{W}_1(t) + r d\tilde{W}_2(t)). \quad (\text{B.4})$$

Again, R feels only the average of the terms associated with the fast process r , we have $\langle r^2 \rangle = 0$ but now also the second average vanishes since in the Ito calculus $\langle r(t) d\tilde{W}_2(t) \rangle = \langle r(t) \rangle \langle d\tilde{W}_2(t) \rangle = 0$ which results in

$$dR = \left[\left(a + \frac{\sigma^2}{2} \right) R - R^3 \right] dt + \frac{\sigma}{\sqrt{2}} R d\tilde{W}_1(t). \quad (\text{B.5})$$

This is indeed the Ito equivalent to equation (B.3) which can be seen observing that in the single variable case the Ito shift is simply $1/2 g' g = \sigma^2/4 R$.

For arbitrary N the same procedure leads to $a_c(N) = -(\sigma^2/2)(1 - 1/N)$ as obtained above.

References

- [1] Sagués F, García-Ojalvo J and Sancho J M 2007 *Rev. Mod. Phys.* **79** 829
- [2] Muñoz M A 2004 *Advances in Condensed Matter and Statistical Mechanics* ed E Korutcheva and R Cuerno (New York: Nova Science) p 34
- [3] García-Ojalvo J and Sancho J M 1999 *Noise in Spatially Extended Systems* (Berlin: Springer)
- [4] Horsthemke W and Lefever R 1984 *Noise-Induced Transitions* (Berlin: Springer)
- [5] Schenzle A and Brand H 1979 *Phys. Rev. A* **20** 1628
- Graham R and Schenzle A 1982 *Phys. Rev. A* **25** 1731
- [6] Sancho J M, San Miguel M, Katz S L and Gunton J D 1982 *Phys. Rev. A* **26** 1589
- [7] Senf F and Behn U in preparation
- Senf F 2006 *Diploma Thesis* Institut für Theoretische Physik, Universität Leipzig
- [8] Bel G and Barkai E 2006 *Europhys. Lett.* **74** 15

- [9] Birner T, Lippert K, Müller R, Kühnel A and Behn U 2002 *Phys. Rev. E* **65** 046110
- [10] Muñoz M A, Colaioni F and Castellano C 2005 *Phys. Rev. E* **72** 056102
- [11] Przybilla J 2002 *Diploma Thesis* Institut für Theoretische Physik, Universität Leipzig
- [12] Van den Broeck C, Parrondo J M R, Armero J and Hernández-Machado A 1994 *Phys. Rev. E* **49** 2639
- [13] García-Ojalvo J, Parrondo J M R, Sancho J M and Van den Broeck C 1996 *Phys. Rev. E* **54** 6918
- [14] Genovese W and Muñoz M A 1999 *Phys. Rev. E* **60** 69
- [15] Becker A and Kramer L 1994 *Phys. Rev. Lett.* **73** 955
- [16] Hasegawa H 2006 *J. Phys. Soc. Japan* **75** 033001
- [17] Risken H 1996 *The Fokker-Planck Equation* 2nd edn (Berlin: Springer)
- [18] Gichman I I and Skorochod A W 1971 *Stochastische Differentialgleichungen* (Berlin: Akademie-Verlag)
- [19] Van den Broeck C and Kawai R 1998 *Phys. Rev. E* **57** 3866
- [20] Olver F W J 1997 *Asymptotics and Special Functions* (Wellesley, MA: A K Peters)
- [21] Graham R L, Knuth D E and Patashnik O 1994 *Concrete Mathematics: A Foundation for Computer Science* 2nd edn (Reading, MA: Addison-Wesley) answer to problem 9.60
- [22] Chao X and Roberts A J 1996 *Physica A* **225** 62
- [23] Haken H and Wunderlin A 1982 *Z. Phys. B* **47** 179
- [24] Schöner G and Haken H 1986 *Z. Phys. B* **63** 493
- [25] Gardiner C W 2004 *Handbook of Stochastic Methods* 3rd edn (Berlin: Springer)
- [26] Arnold L 1998 *Random Dynamical Systems* (Berlin: Springer)
- [27] Furutsu K 1963 *J. Res. Natl Bur. Stand. D* **67** 303
- [28] Novikov A 1965 *Sov. Phys.—JETP* **20** 1290
- [29] Brugano L, Burrage K and Burrage P M 2000 *BIT Numer. Math.* **40** 451
- [30] Kloeden P E and Platen E 1992 *Numerical Solution of Stochastic Differential Equations* (Berlin: Springer)
- [31] Burrage K and Burrage P M 1996 *Appl. Num. Math.* **22** 81
- [32] Burrage K and Burrage P M 1998 *Appl. Num. Math.* **28** 161
- [33] Maruyama G 1955 *Rend. Circolo Math. Palermo* **4** 48

Erratum

Nonequilibrium phase transitions in finite arrays of globally coupled Stratonovich models: strong coupling limit

Fabian Senf, Philipp M Altrock and Ulrich Behn 2009 *New J. Phys.* **11** 063010

New Journal of Physics **11** (2009) 089801

Online at <http://www.njp.org/>

doi:10.1088/1367-2630/11/8/089801

Due to a typesetting error not produced by the authors, equations (15), (21) and (22) in this article each contain an upper case R which should be lower case. The correct equations are reproduced below:

$$dr = [(a - 2D)r - r^3 - 3rR^2] dt + \frac{\sigma}{\sqrt{2}} (r \circ d\tilde{W}_1(t) + R \circ d\tilde{W}_2(t)), \quad (15)$$

$$\int_{-\infty}^{\infty} dr \partial_r [\varphi(r) \delta(r)] \equiv 0, \quad (21)$$

$$0 = \int_{-\infty}^{\infty} dr \mathcal{L}_R P_s = -\partial_R \left[\left(aR - R^3 - \frac{\sigma^2}{4} R^2 \partial_R \right) P_s \right]. \quad (22)$$