

Weierstraß-Institut
für Angewandte Analysis und Stochastik
Leibniz-Institut im Forschungsverbund Berlin e. V.

Preprint

ISSN 0946 – 8633

Optimal control of Allen–Cahn systems

Luise Blank¹, M. Hassan Farshbaf-Shaker², Claudia Hecht¹,

Josef Michl³, Christoph Rupprecht¹

submitted: December 19, 2013

¹ Universität Regensburg
Fakultät für Mathematik
93040 Regensburg
Germany

E-Mail: luise.blank@mathematik.uni-regensburg.de
claudia.hecht@mathematik.uni-regensburg.de
christoph.rupprecht@mathematik.uni-regensburg.de

² Weierstrass Institute
Mohrenstr. 39
10117 Berlin
Germany

E-Mail: Hassan.Farshbaf-Shaker@wias-berlin.de

³ Universität Regensburg
Fakultät für Physik
93040 Regensburg
Germany
josef.michl@physik.uni-regensburg.de

No. 1906
Berlin 2013



2010 *Mathematics Subject Classification.* 49J40, 49K20, 49J20, 49M15, 74P99.

Key words and phrases. Allen-Cahn system, parabolic obstacle problems, linear elasticity, mathematical programs with complementarity constraints, optimality conditions, Trust-Region-Newton method.

Edited by
Weierstraß-Institut für Angewandte Analysis und Stochastik (WIAS)
Leibniz-Institut im Forschungsverbund Berlin e. V.
Mohrenstraße 39
10117 Berlin
Germany

Fax: +49 30 20372-303
E-Mail: preprint@wias-berlin.de
World Wide Web: <http://www.wias-berlin.de/>

ABSTRACT. Optimization problems governed by Allen-Cahn systems including elastic effects are formulated and first-order necessary optimality conditions are presented. Smooth as well as obstacle potentials are considered, where the latter leads to an MPEC. Numerically, for smooth potential the problem is solved efficiently by the Trust-Region-Newton-Steihaug-cg method. In case of an obstacle potential first numerical results are presented.

1. INTRODUCTION AND PROBLEM FORMULATION

Optimization problems with interfaces and free boundaries frequently appear in materials science, fluid dynamics and biology (see i.e. [6] and the references therein). In this paper we concentrate on a phase field approach, more precisely on a multi-component Allen-Cahn model, to describe the dynamics of the interface. This allows complex topological changes. The possibly sharp interface between the phases is replaced by a thin transitional layer of width $\mathcal{O}(\varepsilon)$ where $\varepsilon > 0$ is a small parameter, and the N different phases are described by a phase field variable $\mathbf{c} = (c_1, \dots, c_N)^T$, where c_i denotes the fraction of the i -th material. The underlying non-convex interfacial energy is based on the generalized Ginzburg-Landau energy, see [13],

$$(1.1) \quad E(\mathbf{c}, \mathbf{u}) := \int_{\Omega} \left\{ \frac{\varepsilon}{2} |\nabla \mathbf{c}|^2 + \frac{1}{\varepsilon} \Psi(\mathbf{c}) + W(\mathbf{c}, \mathcal{E}(\mathbf{u})) \right\} dx,$$

where $\Omega \subset \mathbb{R}^d$, $1 \leq d \leq 3$, is a bounded domain with either convex or $C^{1,1}$ -boundary. Moreover, \mathbf{u} is the displacement field mapping into \mathbb{R}^d and Ψ is the bulk potential. In general the potential Ψ is assumed to have global minima at the pure phases and in physical situations there are many choices possible, see [5]. Here we consider two different cases: a smooth double-well potential in Sections 2.1 and 3.1, and a nonsmooth obstacle potential in Sections 2.2 and 3.2. The latter ensures in particular that the pure phases correspond exactly to $c_i = 1$, whereas in the smooth case those are given by $c_i \approx 1$. The term $W(\mathbf{c}, \mathcal{E}(\mathbf{u}))$ in (1.1) is the elastic free energy density. Since in phase separation processes of alloys the deformations are typically small we choose a theory based on the linearized strain tensor (see [7]) given by $\mathcal{E} := \mathcal{E}(\mathbf{u}) = \frac{1}{2}(\nabla \mathbf{u} + \nabla \mathbf{u}^T)$ and

$$(1.2) \quad W(\mathbf{c}, \mathcal{E}) = \frac{1}{2}(\mathcal{E} - \mathcal{E}^*(\mathbf{c})) : \mathcal{C}(\mathcal{E} - \mathcal{E}^*(\mathbf{c})).$$

Here \mathcal{C} is the symmetric, positive definite, possibly anisotropic elasticity tensor mapping from symmetric tensors in $\mathbb{R}^{d \times d}$ into itself. The quantity $\mathcal{E}^*(\mathbf{c})$ is the eigenstrain at concentration \mathbf{c} and following Vegard's law we choose $\mathcal{E}^*(\mathbf{c}) = \sum_{i=1}^N c_i \mathcal{E}^*(\mathbf{e}_i)$, where $\mathcal{E}^*(\mathbf{e}_i)$ is the value of the strain tensor when the material consists only of component i and is unstressed. Here $(\mathbf{e}_i)_{i=1}^N$ denote the standard coordinate vectors in \mathbb{R}^N . The dynamics of the interface motion can be modelled by the steepest descent of (1.1) with respect to the L^2 -norm, see [4, 12]. The mechanical equilibrium is obtained on a much faster time scale and therefore we assume quasi-static equilibrium for the mechanical variable \mathbf{u} . For a smooth potential Ψ this results after suitable rescaling of time in the following elastic Allen-Cahn equation

$$(1.3) \quad \begin{pmatrix} \varepsilon \partial_t \mathbf{c} \\ \mathbf{0} \end{pmatrix} = \begin{pmatrix} \varepsilon \Delta \mathbf{c} - \frac{1}{\varepsilon} D\Psi(\mathbf{c}) - D_{\mathbf{c}}W(\mathbf{c}, \mathcal{E}(\mathbf{u})) \\ -\nabla \cdot D_{\mathcal{E}}W(\mathbf{c}, \mathcal{E}(\mathbf{u})) \end{pmatrix}.$$

We denote by $D_{\mathbf{c}}$ and $D_{\mathcal{E}}$ the differentials with respect to \mathbf{c} and \mathcal{E} , respectively. In the case of a non-smooth obstacle potential, Ψ is given as the sum of a differentiable and a non-differentiable convex function and the derivative $D\Psi(\mathbf{c})$ has to be understood as the sum of the differentiable part plus the subdifferential of the non-differentiable convex summand, and so the first component of (1.3) will result in a variational inequality, see Section 2.2. We have $D_{\mathbf{c}}W(\mathbf{c}, \mathcal{E}) = -\mathcal{E}^* : \mathcal{C}(\mathcal{E} - \mathcal{E}^*(\mathbf{c}))$ and $D_{\mathcal{E}}W(\mathbf{c}, \mathcal{E}) = \mathcal{C}(\mathcal{E} - \mathcal{E}^*(\mathbf{c}))$.

We assume now that a volume force \mathbf{f} acts on $\Omega_T := \Omega \times (0, T)$ and a surface load $\mathbf{g} \in L^2(0, T; L^2(\Gamma_g, \mathbb{R}^d))$ acts on $\Gamma_g \subset \Gamma := \partial\Omega$ until a given time $T > 0$. Then with $\Gamma_D := \Gamma \setminus \Gamma_g$, $\Gamma_T := \Gamma \times (0, T)$ and the outer unit normal \mathbf{n} the mechanical system is given by

$$(1.4) \quad \begin{cases} -\nabla \cdot D_\varepsilon W(\mathbf{c}, \mathcal{E}(\mathbf{u})) = \mathbf{0} & \text{in } \Omega, \\ \mathbf{u} = \mathbf{0} & \text{on } \Gamma_D, \\ D_\varepsilon W(\mathbf{c}, \mathcal{E}(\mathbf{u})) \cdot \mathbf{n} = \mathbf{g} & \text{on } \Gamma_g \end{cases}$$

which has to hold for a.e. $t \in (0, T)$, and the Allen-Cahn system is given by

$$(1.5) \quad \begin{cases} \varepsilon \partial_t \mathbf{c} - \varepsilon \Delta \mathbf{c} + \frac{1}{\varepsilon} D\Psi(\mathbf{c}) + D_c W(\mathbf{c}, \mathcal{E}(\mathbf{u})) = \mathbf{f} & \text{in } \Omega_T, \\ \nabla \mathbf{c} \cdot \mathbf{n} = \mathbf{0} & \text{on } \Gamma_T, \\ \mathbf{c}(0) = \mathbf{c}_0 & \text{in } \Omega \end{cases}$$

in case of a smooth potential Ψ . Our aim in this paper is to transform an initial phase distribution $\mathbf{c}_0 : \Omega \rightarrow \mathbb{R}^N$ with minimal cost of the controls to some desired phase pattern $\mathbf{c}_T \in \mathbf{L}^2(\Omega) := L^2(\Omega, \mathbb{R}^N)$ at a given final time $T > 0$ while tracking a desired evolution $\mathbf{c}_d \in \mathbf{L}^2(\Omega_T) := L^2(0, T; \mathbf{L}^2(\Omega))$. Hence we consider the following objective functional:

$$(1.6) \quad \begin{aligned} J(\mathbf{c}, \mathbf{f}, \mathbf{g}) := & \frac{\nu_T}{2} \|\mathbf{c}(T, \cdot) - \mathbf{c}_T\|_{\mathbf{L}^2(\Omega)}^2 + \frac{\nu_d}{2} \|\mathbf{c} - \mathbf{c}_d\|_{\mathbf{L}^2(\Omega_T)}^2 + \\ & + \frac{\nu_f}{2\varepsilon} \|\mathbf{f}\|_{\mathbf{L}^2(\Omega_T)}^2 + \frac{\nu_g}{2} \|\mathbf{g}\|_{L^2(0, T; L^2(\Gamma_g, \mathbb{R}^d))}^2. \end{aligned}$$

This leads to the following optimal control problem:

$$(1.7) \quad (\mathcal{P}) \quad \begin{cases} \min & J(\mathbf{c}, \mathbf{f}, \mathbf{g}) \\ \text{over} & (\mathbf{c}, \mathbf{f}, \mathbf{g}) \in \mathcal{V} \times \mathbf{L}^2(\Omega_T) \times L^2(0, T; L^2(\Gamma_g, \mathbb{R}^d)) \\ \text{s.t.} & (1.4) \text{ and } (1.5) \text{ hold} \end{cases}$$

with $\mathcal{V} := L^\infty(0, T; \mathbf{H}^1(\Omega)) \cap H^1(0, T; \mathbf{L}^2(\Omega)) \cap L^2(0, T; \mathbf{H}^2(\Omega))$. We assume, that the Dirichlet part Γ_D has positive $(d-1)$ -dimensional Hausdorff measure and introduce the notation $H_D^1(\Omega, \mathbb{R}^d) := \{\mathbf{u} \in H^1(\Omega, \mathbb{R}^d) \mid \mathbf{u}|_{\Gamma_D} = \mathbf{0}\}$. Later on we will use also the space $\mathcal{W}(0, T) := L^2(0, T; \mathbf{H}^1(\Omega)) \cap H^1(0, T; \mathbf{H}^1(\Omega)^*)$.

2. EXISTENCE THEORY AND FIRST-ORDER OPTIMALITY CONDITIONS

In this section we discuss the existence of a minimum and the derivation of first-order necessary optimality systems. First we present the smooth potential case. Here, the standard optimization theory in function spaces is applicable and delivers a first-order necessary optimality system. Afterwards, we focus on the control problem with an obstacle potential leading to an optimal control problem with variational inequalities. Hence this belongs to the class of MPECs, where the standard control theory is in general not applicable. Here we employ a penalty approach for the problem without distributed control and a relaxation approach for the model without elasticity.

2.1. Smooth Ψ . We start by considering the setting without volume force, i.e. $\mathbf{f} \equiv \mathbf{0}$. In a system with two phases, i.e. $N = 2$, the problem can be reduced to a single unknown by defining $c := c_1 - c_2$, which results in a scalar problem. One typical choice of a smooth potential is then the double-well potential $\Psi(c) = \frac{1}{4}(c^2 - 1)^2$. The scalar case with this Ψ is studied extensively in [15] without tracking c_d , i.e. $\nu_d = 0$. For a regularized obstacle potential Ψ_σ (see Subsection 2.2.1) the vector-valued case with possibly $\nu_d \neq 0$ is discussed in [11]. However, Ψ_σ is not a physical potential. The following theorem summarizes the results of [11, 15].

Theorem 2.1. *Let (\mathcal{P}) be given as a scalar problem for $N = 2$ with potential $\Psi = \frac{1}{4}(c^2 - 1)^2$ and $\nu_d = 0$ or for $N \geq 2$ and $\nu_d \geq 0$ arbitrary with a regularized obstacle potential Ψ_σ as mentioned above. For fixed initial distribution $\mathbf{c}_0 \in \mathbf{H}^1(\Omega)$ and given surface load $\mathbf{g} \in L^2(0, T; L^2(\Gamma_g, \mathbb{R}^d))$ there exists a unique solution $(\mathbf{c}, \mathbf{u}) \in \mathcal{V} \times L^2(0, T; H_D^1(\Omega, \mathbb{R}^d))$ of (1.4)-(1.5) and hence the solution operator $\mathbf{S} : L^2(0, T; L^2(\Gamma_g, \mathbb{R}^d)) \rightarrow \mathcal{V} \times L^2(0, T; H_D^1(\Omega, \mathbb{R}^d))$ with its components $\mathbf{S}(\mathbf{g}) := (\mathbf{S}_1(\mathbf{g}), \mathbf{S}_2(\mathbf{g})) = (\mathbf{c}, \mathbf{u})$ is well-defined.*

Then the control problem (\mathcal{P}) is equivalent to minimizing the reduced cost functional $j(\mathbf{g}) := J(\mathbf{S}_1(\mathbf{g}), \mathbf{g})$ over $L^2(0, T; L^2(\Gamma_g, \mathbb{R}^d))$. This result is established by applying energy methods to a time-discretized version of (1.4)-(1.5) and showing a series of uniform a priori estimates for the time discretized solutions, where one has to consider the particular functions Ψ and Ψ_σ , respectively, and the coupling of the systems. By the direct method in the calculus of variations one can then show existence of a minimizer for (\mathcal{P}) . The differentiability of the solution operator can be shown by an implicit function argument and thus we can differentiate the reduced cost functional to obtain the following necessary optimality condition:

Theorem 2.2. *Every minimizer $\mathbf{g} \in L^2(0, T; L^2(\Gamma_g, \mathbb{R}^d))$ of j fulfills the following optimality system: (1.4), (1.5) and*

$$(2.1) \quad \mathbf{q} + \nu_g \mathbf{g} = \mathbf{0} \quad \text{a.e. on } (0, T) \times \Gamma_g,$$

$$(2.2) \quad \begin{cases} -\varepsilon \partial_t \mathbf{p} - \varepsilon \Delta \mathbf{p} + \frac{1}{\varepsilon} D^2 \Psi(\mathbf{c}) \mathbf{p} + D_p W(\mathbf{p}, \mathcal{E}(\mathbf{q})) & = \nu_d (\mathbf{c} - \mathbf{c}_d) & \text{in } \Omega_T, \\ \nabla \mathbf{p} \cdot \mathbf{n} & = \mathbf{0} & \text{on } \Gamma_T, \\ \varepsilon \mathbf{p}(T) & = \nu_T (\mathbf{c}(T) - \mathbf{c}_T) & \text{in } \Omega, \end{cases}$$

$$(2.3) \quad \begin{cases} -\nabla \cdot D_\varepsilon W(\mathbf{p}, \mathcal{E}(\mathbf{q})) & = \mathbf{0} & \text{in } \Omega, \\ \mathbf{q} & = \mathbf{0} & \text{on } \Gamma_D, \\ D_\varepsilon W(\mathbf{p}, \mathcal{E}(\mathbf{q})) \cdot \mathbf{n} & = \mathbf{0} & \text{on } \Gamma_g. \end{cases}$$

For a setting without elasticity but with distributed control, i.e. $\mathbf{f} \neq \mathbf{0}$ and arbitrary $\nu_d, \nu_T \geq 0$, we refer for instance to [9]. There, the scalar case, i.e. $N = 2$ as above, is considered with a penalized double obstacle potential Ψ_σ . Moreover, the optimality system is investigated rigorously and is given by (1.5), (2.2) without elastic energy together with the gradient equation

$$(2.4) \quad \mathbf{p} + \frac{\nu_f}{\varepsilon} \mathbf{f} = \mathbf{0} \quad \text{a.e. in } \Omega_T.$$

2.2. Obstacle potential. In the case of an obstacle potential each component of \mathbf{c} stands, in contrast to the smooth potential, exactly for the fraction of one phase. Hence the phase space is the Gibbs simplex $\mathbf{G} := \{\mathbf{v} \in \mathbb{R}^N \mid v_i \geq 0, \sum_{i=1}^N v_i = 1\}$ and the bulk potential $\Psi : \mathbb{R}^N \rightarrow \mathbb{R} \cup \{\infty\}$ is the multi-obstacle potential $\Psi(\mathbf{v}) := \Psi_0(\mathbf{v}) + I_{\mathbf{G}}(\mathbf{v})$, where e.g. $\Psi_0(\mathbf{v}) := -\frac{1}{2} \|\mathbf{v}\|^2$, which we consider, and $I_{\mathbf{G}}$ is the indicator function of the Gibbs simplex. The differential of the indicator function has to be understood in the sense of subdifferentials, and thus the Allen-Cahn system (1.5) results in a variational inequality, which can also be written in the following form (see [3]):

$$(2.5) \quad \begin{cases} \varepsilon \partial_t \mathbf{c} - \varepsilon \Delta \mathbf{c} - \mathbf{P}_\Sigma \left(\frac{1}{\varepsilon} (\mathbf{c} + \boldsymbol{\xi}) - D_c W(\mathbf{c}, \mathcal{E}(\mathbf{u})) \right) & = \mathbf{f} & \text{in } \Omega_T, \\ \nabla \mathbf{c} \cdot \mathbf{n} & = \mathbf{0} & \text{on } \Gamma_T, \\ \mathbf{c}(0) & = \mathbf{c}_0 & \text{in } \Omega, \end{cases}$$

together with the complementarity conditions

$$(2.6) \quad \mathbf{c} \geq \mathbf{0} \text{ a.e. in } \Omega_T, \quad \boldsymbol{\xi} \geq \mathbf{0} \text{ a.e. in } \Omega_T, \quad (\boldsymbol{\xi}, \mathbf{c})_{L^2(\Omega_T)} = 0,$$

the additional constraint $\mathbf{c} \in \Sigma := \{\mathbf{v} \in \mathbb{R}^N \mid \sum_{i=1}^N v_i = 1\}$ a.e. in Ω_T and the requirement $\mathbf{f} \in \mathbf{T}\Sigma := \{\mathbf{v} \in \mathbb{R}^N \mid \sum_{i=1}^N v_i = 0\}$ a.e. in Ω_T . Here $\mathbf{P}_\Sigma : \mathbb{R}^N \rightarrow \mathbf{T}\Sigma$ is the projection operator

defined by $P_\Sigma v := v - \mathbf{1} \frac{1}{N} \sum_{i=1}^N v_i$. The variable ξ can be interpreted as a Lagrange multiplier corresponding to the constraint $c \geq \mathbf{0}$, and as a slack variable used for reformulating the variational inequality into a standard MPEC problem. Denoting $\mathbf{L}_{T\Sigma}^2(\Omega_T) := \{v \in \mathbf{L}^2(\Omega_T) \mid v \in T\Sigma \text{ a.e. in } \Omega_T\}$ and $\mathcal{V}_{T\Sigma}$, \mathcal{V}_Σ respectively, the optimal control problem in the case of the obstacle potential is given by

$$(2.7) \quad (\mathcal{P}_0) \quad \begin{cases} \min & J(c, \mathbf{f}, \mathbf{g}) \\ \text{over} & (c, \mathbf{f}, \mathbf{g}) \in \mathcal{V}_\Sigma \times \mathbf{L}_{T\Sigma}^2(\Omega_T) \times L^2(0, T; L^2(\Gamma_g, \mathbb{R}^d)) \\ \text{s.t.} & (1.4), (2.5) \text{ and } (2.6) \text{ hold.} \end{cases}$$

The optimization problem (\mathcal{P}_0) belongs to the problem class of so-called MPECs (Mathematical Programs with Equilibrium Constraints) which violate classical NLP constraint qualifications. In the next two subsections we present results concerning first-order necessary optimality systems obtained by the penalization approach, see [11], or the relaxation approach, see [10]. These techniques have been discussed also in [2, 16, 17].

2.2.1. Penalization approach without distributed control. In this section we discuss the penalization approach for the case $\mathbf{f} \equiv \mathbf{0}$. For the scalar Allen-Cahn case with $\mathbf{f} \neq \mathbf{0}$ but without elasticity we refer the reader to [9]. Following [11] we replace the indicator function for the Gibbs simplex by a convex function $\tilde{\psi}_\sigma \in C^2(\mathbb{R})$, $\sigma \in (0, \frac{1}{4})$, given by $\tilde{\psi}_\sigma(r) := 0$ for $r \geq 0$, $\tilde{\psi}_\sigma(r) := -\frac{1}{6\sigma^2}r^3$ for $-\sigma < r < 0$ and $\tilde{\psi}_\sigma(r) := \frac{1}{2\sigma}(r + \frac{\sigma}{2})^2 + \frac{\sigma}{24}$ for $r \leq -\sigma$, and define the regularized potential function by $\Psi_\sigma(c) = \Psi_0(c) + \hat{\Psi}(c)$ with $\hat{\Psi}(c) := \sum_{i=1}^N \tilde{\psi}_\sigma(c_i)$. For the resulting penalized optimal control problem denoted by (\mathcal{P}_σ) , exploiting techniques as in Section 2.1, we derive for $\sigma \in (0, \frac{1}{4})$ first-order necessary optimality conditions. Proving a priori estimates, uniformly in $\sigma \in (0, \frac{1}{4})$, employing compactness and monotonicity arguments and using the definition $\mathcal{W}_0(0, T) = \{v \in \mathcal{W}(0, T) : v(0, \cdot) = \mathbf{0}\}$ with dual space $\mathcal{W}_0(0, T)^*$, we are able to show the following existence and approximation result:

Theorem 2.3. *Whenever $\{g_\sigma\} \subset L^2(0, T; L^2(\Gamma_g, \mathbb{R}^d))$ is a sequence of optimal controls for (\mathcal{P}_σ) with the sequence of corresponding states $(c_\sigma, u_\sigma, \xi_\sigma) \in \mathcal{V}_\Sigma \times L^2(0, T; H_D^1(\Omega, \mathbb{R}^d)) \times \mathbf{L}^2(\Omega_T)$, where $-\xi_\sigma := D\hat{\Psi}(c_\sigma)$, and adjoint variables $(p_\sigma, q_\sigma, \zeta_\sigma) \in \mathcal{V}_{T\Sigma} \times L^2(0, T; H_D^1(\Omega, \mathbb{R}^d)) \times \mathbf{L}^2(\Omega_T)$, where $-\zeta_\sigma := D^2\hat{\Psi}(c_\sigma)p_\sigma$, there exists a subsequence, which is denoted again by $\{g_\sigma\}$, that converges weakly to g in $L^2(0, T; L^2(\Gamma_g, \mathbb{R}^d))$. Moreover, g is an optimal control of (\mathcal{P}_0) with corresponding states $(c, u, \xi) \in \mathcal{V}_\Sigma \times \mathbf{L}^2(\Omega_T) \times L^2(0, T; H_D^1(\Omega, \mathbb{R}^d))$ and adjoint variables $(p, q, \zeta) \in L^2(0, T; \mathbf{H}^1(\Omega)) \times L^2(0, T; H_D^1(\Omega, \mathbb{R}^d)) \times \mathcal{W}_0(0, T)^*$ and we have for $\sigma \searrow 0$:*

$$(2.8) \quad \begin{array}{llll} c_\sigma & \longrightarrow c & \text{weakly} & \text{in } H^1(0, T; \mathbf{L}^2(\Omega)) \cap L^2(0, T; \mathbf{H}^2(\Omega)), \\ u_\sigma & \longrightarrow u & \text{weakly} & \text{in } L^2(0, T; H_D^1(\Omega, \mathbb{R}^d)), \\ \xi_\sigma & \longrightarrow \xi & \text{weakly} & \text{in } \mathbf{L}^2(\Omega_T), \\ p_\sigma & \longrightarrow p & \text{weakly} & \text{in } L^2(0, T; \mathbf{H}^1(\Omega)), \\ q_\sigma & \longrightarrow q & \text{weakly} & \text{in } L^2(0, T; H_D^1(\Omega, \mathbb{R}^d)), \\ P_\Sigma(\zeta_\sigma) & \longrightarrow \zeta & \text{weakly-star} & \text{in } \mathcal{W}_0(0, T)^*. \end{array}$$

Furthermore we obtain first order conditions:

Theorem 2.4. *The following optimality system holds for the limit elements (g, c, u, ξ) with adjoint variables (p, q, ζ) of Theorem 2.3:*

(1.4), (2.1), (2.3), (2.5), (2.6), $\mathbf{c} \in \Sigma$, $\mathbf{f} \in \mathbf{T}\Sigma$ a.e. in Ω_T and

$$(2.9) \quad \begin{aligned} & -\frac{1}{\varepsilon} \zeta(\mathbf{v}) + \varepsilon \int_0^T \langle \partial_t \mathbf{v}, \mathbf{p} \rangle dt + \varepsilon \int_0^T \int_{\Omega} \nabla \mathbf{p} \cdot \nabla \mathbf{v} dx dt + \\ & -\frac{1}{\varepsilon} \int_0^T \int_{\Omega} \mathbf{p} \cdot \mathbf{v} dx dt + \int_0^T \int_{\Omega} \mathbf{P}_{\Sigma}(D_p W(\mathbf{p}, \mathcal{E}(\mathbf{q}))) \cdot \mathbf{v} dx dt + \\ & - \int_0^T \int_{\Omega} \nu_d(\mathbf{c} - \mathbf{c}_d) \cdot \mathbf{v} dx dt - \int_{\Omega} \nu_T(\mathbf{c}(T, \cdot) - \mathbf{c}_T) \cdot \mathbf{v}(T) dx = 0, \end{aligned}$$

which has to hold for all $\mathbf{v} \in \mathcal{W}_0(0, T)$. Moreover, the limit elements satisfy some sort of complementarity slackness conditions:

$$(2.10) \quad \lim_{\sigma \searrow 0} (\zeta_{\sigma}, \mathbf{p}_{\sigma})_{L^2(\Omega_T)} \leq 0,$$

$$(2.11) \quad \lim_{\sigma \searrow 0} (\zeta_{\sigma}, \max(\mathbf{0}, \mathbf{c}_{\sigma}))_{L^2(\Omega_T)} = 0,$$

$$(2.12) \quad \lim_{\sigma \searrow 0} (\mathbf{p}_{\sigma}, \boldsymbol{\xi}_{\sigma})_{L^2(\Omega_T)} = 0.$$

2.2.2. Relaxation approach with distributed control and without elasticity. Studying the control problem with distributed control, i.e. $\mathbf{f} \neq \mathbf{0}$ in general, and without elasticity we use a relaxation approach. Details for our presented results can be found in [10]. After reformulating as in (2.5) – (2.6) the Allen-Cahn system with the help of a slack variable $\boldsymbol{\xi}$ into an MPEC, we add to the problem (\mathcal{P}_0) an additional constraint $\frac{1}{2} \|\boldsymbol{\xi}\|_{L^2(\Omega_T)}^2 \leq R$ and denote this modified optimization problem by (\mathcal{P}_R) . The constant R is sufficiently large. This approach is also used in [2] where the control of an obstacle problem is considered. As a first step we treat the state constraint $\mathbf{c} \geq \mathbf{0}$, which usually raises problems concerning regularity, by adding a regularization term to J . I.e. we define $J_{\gamma}(\mathbf{c}, \mathbf{f}) = J(\mathbf{c}, \mathbf{f}) + \frac{1}{2\gamma\varepsilon} \sum_{i=1}^N \|\max(0, \bar{\lambda} - \gamma c_i)\|_{L^2(\Omega_T)}^2$ where $\bar{\lambda} \in L^2(\Omega_T)$ is fixed, nonnegative and corresponds to a regular version of the multiplier associated to $\mathbf{c} \geq \mathbf{0}$. Next we relax the complementarity condition to $(\boldsymbol{\xi}, \mathbf{c})_{L^2(\Omega_T)} \leq \varepsilon\alpha_{\gamma}$ for some $\alpha_{\gamma} > 0$. We denote this regularized relaxed version of (\mathcal{P}_R) as $(\mathcal{P}_{R,\gamma})$. Subsequently we are interested in $\gamma \nearrow \infty$ where simultaneously $\alpha_{\gamma} \searrow 0$. We are able to use techniques from mathematical programming in Banach spaces, see [18], and get an optimality system for $(\mathcal{P}_{R,\gamma})$, where γ is fixed. Considering $\gamma \nearrow \infty$ we then obtain optimality conditions for problem (\mathcal{P}_R) . Similar to the process in Section 2.2.1 we have: for any $\gamma > 0$ there exists a minimizer $(\mathbf{c}_{\gamma}, \mathbf{f}_{\gamma}, \boldsymbol{\xi}_{\gamma}) \in \mathbf{V}_{\Sigma} \times \mathbf{L}^2(\Omega_T) \times \mathbf{L}^2(\Omega_T)$ of $(\mathcal{P}_{R,\gamma})$ with corresponding adjoint variables. Using the Lagrange multiplier $r_{\gamma} \in \mathbb{R}$ of the constraint $(\boldsymbol{\xi}_{\gamma}, \mathbf{c}_{\gamma})_{L^2(\Omega_T)} \leq \varepsilon\alpha_{\gamma}$ one defines $\zeta_{\gamma,i} := r_{\gamma} \xi_{\gamma,i} - \max(0, \bar{\lambda} - \gamma c_{\gamma,i})$ and $\boldsymbol{\zeta}_{\gamma} := (\zeta_{\gamma,i})_{i=1}^N$. Then we obtain:

Theorem 2.5. *Whenever $\{\mathbf{f}_{\gamma}\}$ is a sequence of optimal controls $(\mathcal{P}_{R,\gamma})$ with the sequence of corresponding states $(\mathbf{c}_{\gamma}, \boldsymbol{\xi}_{\gamma})$ and adjoint variables $(\mathbf{p}_{\gamma}, \boldsymbol{\zeta}_{\gamma})$, there exists a subsequence, which is denoted the same, with $\mathbf{f}_{\gamma} \rightarrow \mathbf{f}$ weakly in $\mathbf{L}^2(\Omega_T)$ and $\boldsymbol{\zeta}_{\gamma} \rightarrow \boldsymbol{\zeta}$ weakly-star in $\mathcal{W}_0(0, T)^*$ as $\gamma \nearrow \infty$. The convergence of the variables \mathbf{c}_{γ} , $\boldsymbol{\xi}_{\gamma}$ and \mathbf{p}_{γ} is as in (2.8). These limits fulfill the corresponding optimality system for (\mathcal{P}_R) as in Theorem 2.4 without elasticity system but with distributed control, i.e. (2.4), (2.5), (2.6), (2.9), $\mathbf{c} \in \Sigma$, $\mathbf{f} \in \mathbf{T}\Sigma$ a.e. in Ω_T and the limits with $(\mathbf{p}_{\gamma}, \boldsymbol{\zeta}_{\gamma})$ satisfy the complementarity slackness conditions (2.10)-(2.12) for $\gamma \nearrow \infty$ instead of $\sigma \searrow 0$. In addition we have the constraint $\frac{1}{2} \|\boldsymbol{\xi}\|_{L^2(\Omega_T)}^2 \leq R$.*

The last inequality is in practice inactive using R large enough.

3. NUMERICS

In this section we neglect elastic effects, but study smooth as well as nonsmooth obstacle potentials with distributed control numerically.

3.1. Smooth potential. Newton's method. For smooth Ψ we obtain an unconstrained optimal control problem when eliminating the state equation. Hence, numerical methods for unconstrained problems can be applied to the reduced problem

$$\min j(\mathbf{f}) := J(S(\mathbf{f}), \mathbf{f}), \quad \mathbf{f} \in \mathbf{L}^2(\Omega_T).$$

We choose the Trust-Region-Newton-Steihaug-cg (TRN) method, see [8], since it is capable of solving large scale optimization problems very efficiently because the underlying cg-solver is matrix-free and it attains the local convergence properties of Newton's method. Iteratively the model $m_k(\delta \mathbf{f}) = j(\mathbf{f}_k) + (\nabla j(\mathbf{f}_k), \delta \mathbf{f})_{\mathbf{L}^2(\Omega_T)} + \frac{1}{2}(\nabla^2 j(\mathbf{f}_k)\delta \mathbf{f}, \delta \mathbf{f})_{\mathbf{L}^2(\Omega_T)}$ is minimized within a trust-region and the method is stopped if $\|\nabla j(\mathbf{f}_k)\|_{\mathbf{L}^2(\Omega_T)} < tol$.

Based on Section 2.1 the L^2 -gradient is given by $\nabla j(\mathbf{f}) = \frac{\nu_f}{\varepsilon} \mathbf{f} + \mathbf{p}$. The Hessian we derived formally for $\nu_d = 0$, see [23], and is given by $\nabla^2 j(\mathbf{f})\delta \mathbf{f} = \frac{\nu_f}{\varepsilon} \delta \mathbf{f} + \delta \mathbf{p}$, where $\delta \mathbf{p}$ can be calculated by first solving the linear forward equation $\varepsilon \partial_t \delta \mathbf{c} - \varepsilon \Delta \delta \mathbf{c} + \frac{1}{\varepsilon} D^2 \Psi(\mathbf{c}) \delta \mathbf{c} = \delta \mathbf{f}$ in Ω_T , $\nabla(\delta \mathbf{c}) \cdot \mathbf{n} = \mathbf{0}$ on Γ_T and $\delta \mathbf{c}(0) = \mathbf{0}$ in Ω and then solving the linear backward equation $-\varepsilon \partial_t \delta \mathbf{p} - \varepsilon \Delta \delta \mathbf{p} + \frac{1}{\varepsilon} D^2 \Psi(\mathbf{c}) \delta \mathbf{p} = -\frac{1}{\varepsilon} D^3 \Psi(\mathbf{c})[\delta \mathbf{c}, \mathbf{p}, \cdot]$ in Ω_T , $\nabla(\delta \mathbf{p}) \cdot \mathbf{n} = \mathbf{0}$ on Γ_T and $\varepsilon \delta \mathbf{p}(T) = \nu_T \delta \mathbf{c}(T)$ in Ω . The cost of one iteration of the algorithm consists in evaluating j , which means solving the nonlinear state equation, in calculating $\nabla j(\mathbf{f})$, which means solving the linear adjoint equation, and in performing the Steihaug-cg method, where in each cg-iteration $\nabla^2 j(\mathbf{f})$ has to be evaluated in some direction $\delta \mathbf{f}$. For similar control problems gradient type methods have been used, see e.g. [14, 22]. However, they cannot solve our problems in reasonable time.

The following numerical results summarize the investigations in [23].

Discretization and error estimation. We consider an implicit and a semi-implicit Euler scheme in time. Although solving the semi-implicit discrete equations is much faster, it has the disadvantage that the two approaches "first discretize then optimize" and "first optimize then discretize" do not commute. This has been shown by looking upon the implicit discretization as a discontinuous Galerkin ansatz [23]. Thus we use semi-implicit discretization only in an initialization phase to compute an approximative optimal control, and use implicit discretization in the main phase.

In space we discretize with standard P1-elements. For equidistant meshes we implemented the TRN method with the toolbox FEniCS [19], exploiting the structure of the arising systems for equidistant meshes. The existing adaptive strategy for the Allen-Cahn equation without control uses a fine mesh on the interface and coarse mesh on the bulk regions, see e.g. [1]. However, with control, nucleation of a phase may appear. This cannot be resolved using the concept in [1]. Moreover, a method of adaptively controlling the time steps for Allen-Cahn equations is not available. Hence, for studying adaptive meshes we use the toolbox RoDoBo, where the TRN method together with a dual weighted residual (DWR) error estimator is implemented, see [20]. In our applications the DWR error estimator establishes both: adequate adaptive spatial meshes and adaptive time steps. For example in a nucleation situation the mesh in [1] is only fine when the new phase was already created, whereas the DWR mesh is also fine at timesteps before the nucleation process starts.

Numerical results. In all experiments we choose $d = N = 2$, $\nu_T = 1$, $\nu_d = 0$, $\nu_f = 0.01$, $\varepsilon = (14\pi)^{-1}$, $tol = 10^{-13}$ and $\Omega = (-1, 1)^2$. As mentioned above we reduce the problem to a scalar problem and use $\Psi(c) = \frac{1}{4}(c^2 - 1)^2$. Figure 1 depicts the large speed up using the TRN method instead of the gradient method. Here the Newton residual $\|\nabla j(\mathbf{f}_k)\|_{\mathbf{L}^2(\Omega_T)}$ for the TRN method and the gradient method are listed for an example where $c(T)$ shall be the same circle as c_0 . The cpu-time is still large for the TRN method using RoDoBo. However, using an equidistant mesh and therefore being able to exploit the structure of the problem, our implementation in FEniCS is significantly faster. Already the adjoint equation can be solved 25 times faster.

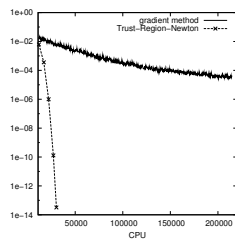


FIGURE 1. $\|\nabla j(f_k)\|_{L^2(\Omega_T)}$ depending on cpu-time for the TRN and the gradient method applied to have $c(T) = c_0$.

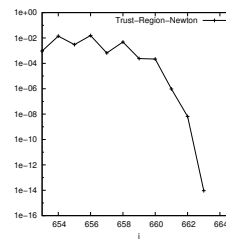


FIGURE 2. Newton residual for moving a vertical interface from left to right.

In order to get quadratic convergence of the Newton-cg method for smooth problems the inner tolerance tol_{cg} has to be appropriate. While one can decrease tol_{cg} with the number of iterations, we set $tol_{cg} = 10^{-13}$ in order to solve the inner problem nearly exact and the resulting numerical error does not influence the performance of the Newton-method. In most experiments the Newton method converged just superlinearly which reveals that the problem is not smooth enough. Only in an experiment where a vertical interface is moved from left to right we could observe quadratic convergence in $\nabla j(f_k)$, see Figure 2. For the first 660 iterations in this example, an approximation of the model problem is computed with less than 40 Steihaug-cg-iterations. They always lie on the boundary of the trust-region. In the last three iterations the trust-region constraint stays inactive and then about 600 cg-iterations are necessary to solve the quadratic subproblem. In these last three outer iterations the convergence rate of Newton's method can be observed. Also in the other experiments in [23] the Steihaug-cg method performs only few inner cg-iterations when the trust-region constraint is active. In the last few steps the calculation of the unconstrained minimizer of m_k is much more expensive. Next we consider the situation where a circle in the center shall be split into two circles next to each other. Figure 3 shows the optimal state and control. The circle is stretched horizontally until it sepa-

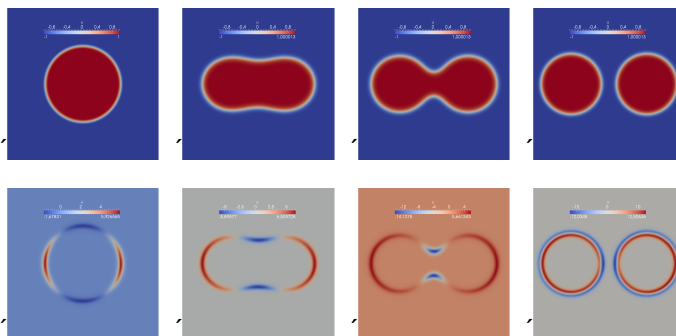


FIGURE 3. Optimal state (top) and optimal control (bottom) at times $t = 0, \frac{1}{2}T, \frac{3}{4}T, T$, for a splitting circle scenario.

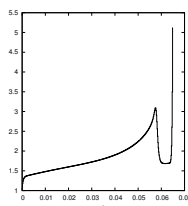


FIGURE 4. $L^2(\Omega)$ -norm of the control corresponding to Fig. 3.

rates into two circles. In Figure 4 the plot of $t \mapsto \|f(t)\|_{L^2(\Omega)}$ is depicted. The peak is at the time

when the topological change occurs. The large increase of the cost at the end time is due to the fact that c_T has a smaller interface thickness than proposed by the model with ε .

In the following we investigate the temporal mesh. Figure 5 shows the time steps created by the DWR

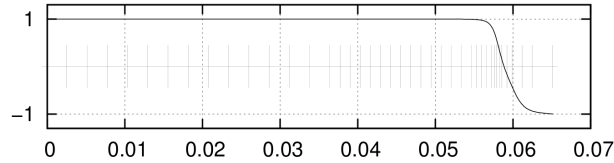


FIGURE 5. Temporal mesh for a splitting circle scenario.

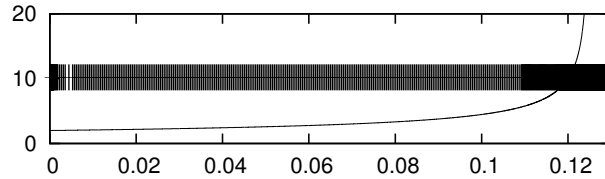


FIGURE 6. Temporal mesh for the time evolution without control.

error estimator together with the value $c(t)$ at the location $\boldsymbol{x} = \mathbf{0}$. We can see that the time steps are small before the pinching occurs, attain their minimum in the middle of the pinching process and are larger in the second half of the pinching process. To study how the time steps depend on the interface velocity we consider an experiment where a circle shrinks and vanishes at finite time. The end time is chosen in such a way that $f \equiv 0$ is the optimal control, i.e. the interface evolution is given by the Allen-Cahn equation without outer force. Figure 6 depicts the interface velocity together with the time steps. As expected, the larger the interface velocity becomes, the smaller the time steps have to be chosen.

3.2. Obstacle potential. In the case of an obstacle potential we studied first the differences in the approaches “first discretize then optimize” and “first optimize then discretize”. As in the smooth case the choice of discretization is essential. We choose again an implicit discretization of the Allen-Cahn system, which is understood as a discontinuous Galerkin discretization in time. Hence the time integrals of functions are discretized by an iterated rectangle rule using the right endpoints. This approximation is also used in the cost function. We compared the discretized optimality system of the ansatz presented in Subsection 2.2.2 with the optimality system arising for the discretized optimization problem, where the first order conditions (C-stationarity) are derived by the relaxation approach in [24] for finite dimensional MPECs assuming MPEC-LICQ. In the latter only the complementarity condition is relaxed as in 2.2.2 to $(\boldsymbol{\xi}_\alpha, \boldsymbol{c}_\alpha)_{L^2(\Omega_T)} \leq \alpha$. The systems are identical apart from the additional constraint on $\boldsymbol{\xi}$, which is inactive in the numerics, and, as expected, the complementarity slackness conditions, which hold pointwise for the ansatz, where the problem is discretized first [21].

Our first numerical experiments are based on the MATLAB solver *fmincon* where the discretized, relaxed optimization problem is solved — due to the memory limitations — using an interior point algorithm with internal cg-solver for decreasing α . The initial $\alpha_0 = 1$ is successively divided by ten and the solutions for α_i are used as initial data for the problem with relaxation parameter α_{i+1} . In the first example with $N = 3$ the goal is to keep the initial setting unchanged for the time interval $[0, 0.0005]$, where one phase in a circle is surrounded by an annulus with a second phase and a third phase in the remainder of the domain $\Omega = (0, 1)^2$. Without any control the two inner phases would vanish due to the curvature. We set $\nu_T = 1$, $\nu_d = 10^4$, $\nu_f = 0.001$, $\varepsilon = 0.1$ and the time step $\tau = 10^{-4}$ while the equidistant mesh size in space is $h = 1/59$. The phases stay nearly constant as do the controls which we therefore list only for $T = 0.0003$ and $\alpha = 10^{-9}$ in Figure 7. The control f_1 is positive

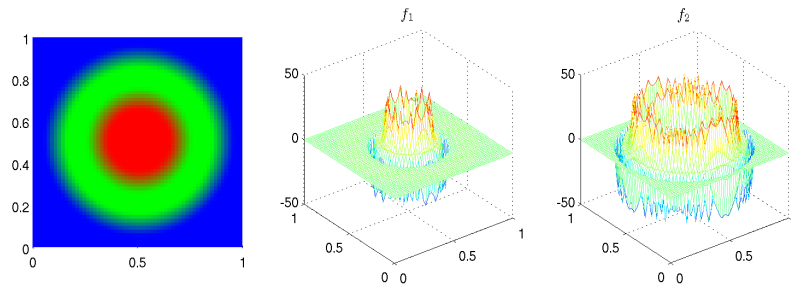


FIGURE 7. The state c and the control functions f_1 and f_2 for three phases, which shall stay constant, at time $T = 0.0003$.

on the innermost interface to ensure that this circle does not shrink. However, noticeable is that f_1 is negative on the other interface, where it seems that c_1 would otherwise increase, i.e. phase one would develop. In the same way f_2 is negative on the innermost circle while positive to hold the interface constant on the outer circle. Correspondingly f_3 behaves. In Figure 8 the first plot shows the values of the cost function J neglecting the constant part for decreasing α . For $\alpha \leq 10^{-3}$ it changes only mildly. The main effort of calculating the optimal control is used for large α as the other two plots in Figure 8 indicate, which list the number of interior point iterations and the number of nonlinear function evaluations together with the cg-iterations. They indicate also the expected cost if a more sophisticated implementation of an optimization solver is employed.

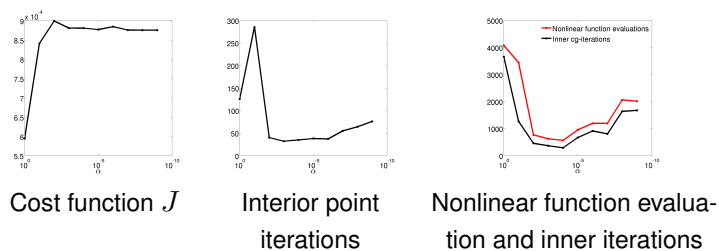


FIGURE 8. Results for varying α for the example in Figure 7.

In the next example three phases are vertically aligned. Since the interfaces have no curvature the phases would stay constant without control. However, in this experiment we set the target c_d such that in the end the enclosed phase occupies a larger rectangle than the others as the numerical result shows in Figure 9 for $\alpha = 10^{-9}$. Hence the controls are now time dependent. In the first row of Figure 10 f_1 is depicted and in the second f_2 while $f_3 = -f_1 - f_2$ is neglected. As expected the controls work mainly on the interfaces. The control f_2 is positive at both interfaces while the other two controls support the movement by negative force. Like in the first example the value of the cost function stays

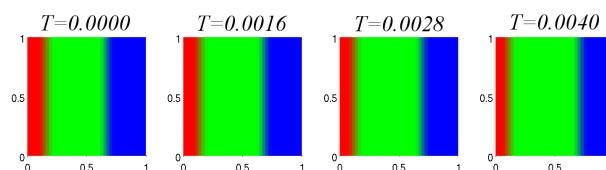


FIGURE 9. The state c for three phases for moving walls.

nearly constant for $\alpha \leq 10^{-3}$ and the substantial work of determining the optimal control is done for large α . We therefore omit the figures.

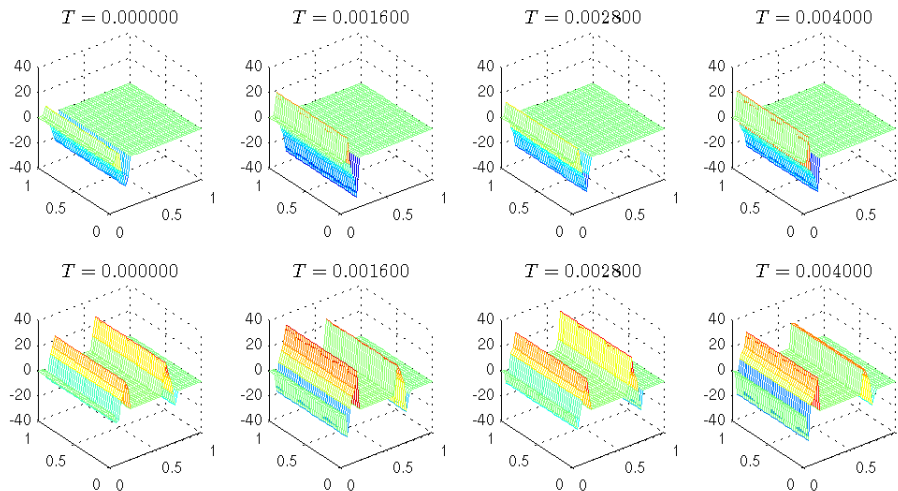


FIGURE 10. Control functions f_1 in the first and f_2 in the second row corresponding to Figure 9.

REFERENCES

- [1] J.W. Barrett, R. Nürnberg, and V. Styles. Finite element approximation of a phase field model for void electromigration. *SIAM J. Numer. Anal.*, 42(2):738–772, 2004.
- [2] M. Bergounioux. Optimal control of an obstacle problem. *Appl. Math. Optim.*, 36(2):147–172, 1997.
- [3] L. Blank, H. Garcke, L. Sarbu, and V. Styles. Nonlocal Allen-Cahn systems: Analysis and a primal-dual active set method. *IMA J. Numer. Anal.*, 2013.
- [4] T. Blesgen and U. Weikard. Multi-component Allen-Cahn equation for elastically stressed solids. *Electron. J. Differential Equations*, 2005(89):1–17, 2005.
- [5] J. F. Blowey and C. M. Elliott. The Cahn-Hilliard gradient theory for phase separation with non-smooth free energy Part I: Mathematical analysis. *European J. Appl. Math.*, 2:233–280, 1991.
- [6] A. Bossavit and A. Damllamian. *Free boundary problems: applications and theory*, volume 1. Pitman Advanced Publishing Program, 1985.
- [7] P.G. Ciarlet. *Three-Dimensional Elasticity*. Number 1 in Studies in mathematics and its applications. Elsevier Science, 1988.
- [8] A.R. Conn, N.I.M. Gould, and P.L. Toint. *Trust Region Methods*. SIAM, 2000.
- [9] M. H. Farshbaf-Shaker. A penalty approach to optimal control of Allen-Cahn variational inequalities: MPEC-view. *Numer. Funct. Anal. Optim.*, 33(11):1321–1349, 2012.
- [10] M.H. Farshbaf-Shaker. A relaxation approach to vector-valued Allen-Cahn MPEC problems. Preprint Nr. 27, Universität Regensburg, Mathematik, 2011.
- [11] M.H. Farshbaf-Shaker and C. Hecht. Optimal control of elastic vector-valued Allen-Cahn variational inequalities. Preprint Nr. 16, Universität Regensburg, Mathematik, 2013.
- [12] H. Garcke. *On mathematical models for phase separation in elastically stressed solids*. Habilitation thesis, University Bonn, 2000.
- [13] H. Garcke and B. Nestler. A mathematical model for grain growth in thin metallic films. *Math. Models Methods Appl. Sci.*, 10(06):895–921, 2000.
- [14] F. Haußer, S. Rasche, and A. Voigt. The influence of electric fields on nanostructures – simulation and control. *Math. Comput. Simulation*, 80(7):1449–1457, 2010.
- [15] C. Hecht. Existence theory and necessary optimality conditions for the control of the elastic Allen-Cahn system. Diplomarbeit, Universität Regensburg, 2011.
- [16] M. Hintermüller and I. Kopacka. Mathematical programs with complementarity constraints in function space: C- and strong stationarity and a path-following algorithm. *SIAM J. Optim.*, 20(2):868–902, 2009.
- [17] M. Hintermüller and D. Wegner. Distributed optimal control of the Cahn-Hilliard system including the case of a double-obstacle homogeneous free energy density. *SIAM J. Control Optim.*, 50(1):388–418, 2012.
- [18] S. Kurcyusz and J. Zowe. Regularity and stability for the mathematical programming problem in Banach spaces. *Appl. Math. Optim.*, 5(1):49–62, 1979.
- [19] A. Logg, K. Mardal, G. Wells, et al. *Automated Solution of Differential Equations by the Finite Element Method*. Springer, 2012, <http://www.fenicsproject.org/>.

- [20] D. Meidner and B. Vexler. Adaptive space-time finite element methods for parabolic optimization problems. *SIAM J. Control Optim.*, 46(1):116–142, 2007.
- [21] J. Michl. Optimale Steuerung von Phasengrenzen mit Optimierungsmethoden für MPECs. Diplomarbeit, Universität Regensburg, 2013.
- [22] T. Ohtsuka, K. Shirakawa, and N. Yamazaki. Optimal control problem for Allen-Cahn type equation associated with total variation energy. *Discrete Contin. Dyn. Syst. Ser. S*, 5(1):159–181, 2012.
- [23] C. Rupprecht. Numerische Lösung optimaler Steuerung der Allen-Cahn Gleichung inklusive Adaptivität. Diplomarbeit, Universität Regensburg, 2011.
- [24] S. Scholtes. Convergence properties of a regularization scheme for mathematical programs with complementarity constraints. *SIAM J. Optim.*, 11(4):918–936, 2001.