


Green Chemistry

Cutting-edge research for a greener sustainable future

rsc.li/greenchem



ISSN 1463-9262

PAPER

Johannes G. de Vries *et al.*
Scalable synthesis and polymerisation of a β -angelica
lactone derived monomer



Cite this: *Green Chem.*, 2020, **22**, 5267

Received 27th January 2020,
Accepted 19th April 2020

DOI: 10.1039/d0gc00338g

rsc.li/greenchem

Scalable synthesis and polymerisation of a β -angelica lactone derived monomer†

Andrea Dell'Acqua,[‡] Bernhard M. Stadler,[‡] Sarah Kirchhecker,[‡] Sergey Tin[‡] and Johannes G. de Vries^{‡*}

Bio-based levulinic acid is easily ring-closed to α -angelica lactone (α -AL). α -AL can be isomerized to the conjugated β -AL under the influence of base, but since this is an equilibrium mixture it is very hard to devise a scalable process that would give pure β -AL. This problem was circumvented by distilling the equilibrium mixture to obtain a 90 : 10 mixture of β - and α -AL in 88% yield. This mixture was used for Diels–Alder reactions on 3 terpenes and on cyclopentadiene in up to 100 g scale. The latter DA adduct was subjected to a ROMP reaction catalysed by the Grubbs II catalyst. The resulting polymer has some similarities to poly-norbornene but is more polar. The polymer can be processed into films with very good transparency.

Introduction

The debate about when fossil fuels will run out has been ongoing for many years. Technological advancements have made the exploitation of an increasing number of reservoirs profitable. However, there is a consensus that all the natural reservoirs may eventually become depleted, and thus a gradual switch to renewable feedstocks will be necessary. And although it will be impossible to fulfil the total global demand for fuel and energy with biomass-based analogues, there is more than enough biomass available on a yearly basis to serve as the raw material for all of the chemicals we need.¹

Platform chemicals are small molecules that can be produced in good yields from bio-based raw materials such as lignocellulose or sugars by fermentation or by using thermocatalytic reactions.^{2,3} Further (preferably catalytic) conversions of these chemicals allows the synthesis of fine chemicals,^{4–8} monomers,^{8–13} and fuels.^{14,15} Especially renewable polymers^{16–18} and adhesives¹⁹ based on them, often have novel properties which are considered an advantage beyond renewability. One very prominent example of a bio-based platform chemical is levulinic acid (LA) which can be efficiently obtained by the acid-catalysed decomposition of the C-6 sugars in lignocellulose.^{2,20–23} LA itself can be converted into a wide range of useful compounds.²⁴ The most studied and used ones are aminolevulinic acid (herbicide), 2-methyl tetrahydrofuran (solvent and fuel),^{25,26} γ -valerolactone²⁷ (solvent), ester

derivatives (plasticisers, fragrances and fuels),^{28–30} and the nylon intermediates adipic acid and caprolactam.^{31–37} LA can be converted into methyl vinyl ketone (monomer, vitamin A precursor) under oxidative conditions,³⁸ or *via* decarbonylation of the intermediate angelica lactone.^{39,40}

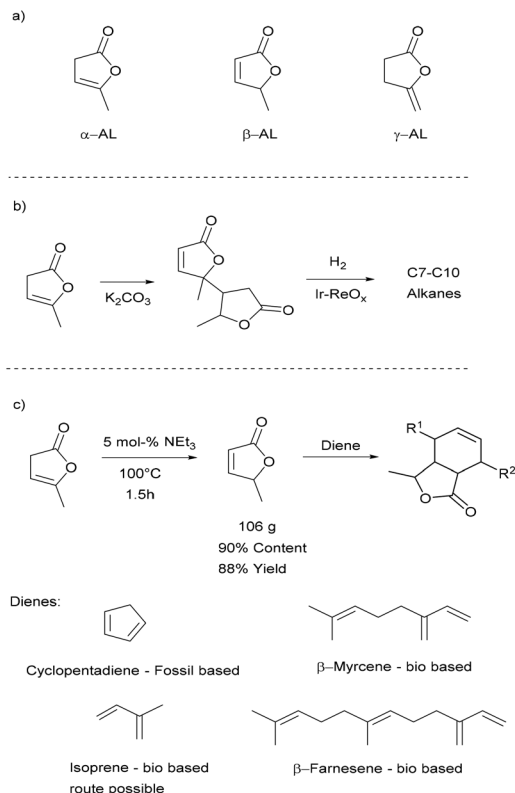
There are three isomers of angelica lactone (α -AL, β -AL, and γ -AL) which are shown in Scheme 1a. α -AL is conveniently obtained by reactive distillation of LA in high yields with water being the sole side product.^{41–43} This makes α -AL an interesting bio-based building block, which has been used as a monomer in UV-light induced, cationic and ring-opening polymerisations.⁴⁴ The UV-light induced and cationic polymerisations tend to afford only sticky colourful oligomers.^{45,46} The product obtained by anionic ring-opening polymerisation has a higher molecular weight but consists of a mixture of C–C and ester connected monomer units.⁴⁷ Such an irregular structure would make it rather challenging to use these polymers in applications where an exact control of the polymer structure is necessary. For instance, the oligomers that are typically used in the production of thermoplastic polyurethanes require well-defined end groups.⁴⁸ Higher molecular weight polyesters on the other hand are typically used in extrusion and spinning processes⁴⁹ for which high crystallinity and melting points are desirable traits, something poly α -AL may not provide due to the high stereo- and regio-irregularity. Other studies which were initiated by Mascial and co-workers focused on the utilisation of α -AL as a precursor for jet-fuels. Here α -AL is converted in the presence of K_2CO_3 to its di- and trimers, which can then be hydrodeoxygenated to the branched alkanes typically used in gasoline (Scheme 1b).^{50,51} The dimerisation step caught our attention as this reaction is known to occur *via* the β -isomer which we deem to be an interesting building block. β -AL itself has been dimerised to jet-fuels precursor and, for

Leibniz Institut für Katalyse, e. V. Albert-Einstein-Strasse 29a, 18059 Rostock, Germany. E-mail: johannes.devries@catalysis.de

† Electronic supplementary information (ESI) available. See DOI: 10.1039/d0gc00338g

‡ These authors contributed equally.





Scheme 1 a) Different isomers of angelica lactone. (b) The pioneering work of Mascall and co-workers regarding the conversion of AL to fuels. (c) Our approach to upgrade α -AL to functional monomers for ROMP.

the first time, polymerized to acrylic-type polymers by the group of Hong.⁵²

We have explored the synthesis of bio-based monomers *via* Diels–Alder reactions (Scheme 1c) to obtain lactone functionalised derivatives. Diels–Alder reactions for the preparation of bio-based monomers recently received much attention^{53–56} as they are very atom-efficient and usually can be conducted in the absence of a solvent. Such functionalised norbornenes can then be used for example as monomer for adhesives,⁵⁷ shape memory materials⁵⁸ and polymer based electrolytes in batteries.⁵⁹ Adducts containing the angelica lactone moiety have been prepared using this approach, but thus far the β -AL that was used in these reactions was not made from α -AL, likely due to the necessity to have pure β -AL.^{60–62}

We wanted to use these Diels–Alder adducts in ring-opening metathesis reactions (ROMP) to obtain bio-based norbornene polymers. They can be easily functionalised as it is known that the γ -valerolactone moiety readily undergoes reactions with primary amines.⁶³

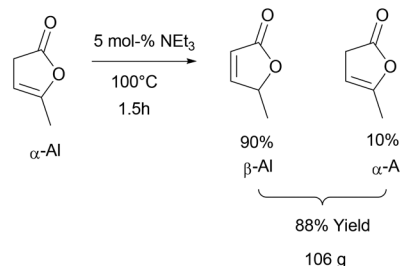
Results and discussion

α -AL and β -AL are in equilibrium with each other in the presence of base but also undergo dimerisation under the reaction conditions necessary for isomerisation, a fact that makes the

highly selective synthesis of pure β -AL from α -AL at high conversion a very challenging reaction that has not been achieved up to this date. Usually yields between 40–60% of β -AL can be achieved.^{64–66} This and the fact that in the existing protocols product separation needs to be carried out by column chromatography negatively affects the sustainability and scalability. Additionally, the formation of various azeotropes (see ESI†) of the isomers under vacuum distillation conditions results in a further yield penalty.

However, as shown in Scheme 2, we found that it is possible to obtain a high content of β -AL in the product fraction (90 mol%), if the reaction time is kept rather short and no solvent is used. The usage of triethylamine allows its easy separation during vacuum distillation preventing further dimerisation. The mixture of the two angelica lactones was thus obtained in 88% yield after distillation on a 100 g scale. A small forerun was obtained, containing mostly α -AL, which can be reused. The only side products that remain are the di- and trimers which might be interesting raw materials for fuels.^{50,67}

Next the solvent free Diels–Alder reaction of the AL-mixture containing 90% β -AL with cyclopentadiene (CPD) was investigated in the presence and absence of a catalyst (Table 1).



Scheme 2 Synthesis of a mixture enriched with β -AL.

Table 1 Screening of the reaction conditions for the DA-reaction between β -AL and CPD

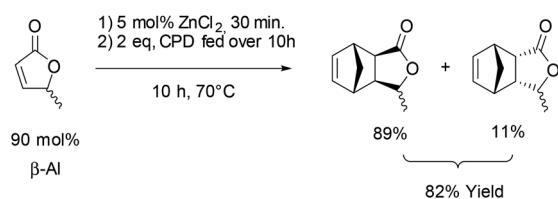
Entry	Catalyst	Eq. (CPD)	<i>T</i> [°C]	<i>t</i> [h]	Yield ^a [%]	Endo/exo ^a
1	5 mol% Al(OTf) ₃	3	RT	16	—	—
2	5 mol% Al(OTf) ₃	3	100	2	—	—
3	—	3	80	0.5	19	91/9
4	—	3	100	0.5	40 ^b	70/30
5	—	3	60	0.5	25	95/5
6	5 mol% ZnCl ₂	3	80	0.5	40	84/16
7	5 mol% ZnCl ₂	3	RT	16	63	89/11
8	5 mol% ZnCl ₂	10	RT	16	90 (86) ^b	90/10

General conditions: Reactions were carried out in closed reaction tubes and heated with microwave irradiation. ^a Determined by ¹HNMR spectroscopy. ^b Isolated by column chromatography.



When aluminium triflate was used as the catalyst (entries 1 + 2) the contents were converted to a black charred residue and no desired product formation was observed. When no catalyst was used it was possible to obtain the product in 19 to 25% at 80 °C to 90 °C respectively (Table 1, entries 3 and 5). At a higher temperature (100 °C) it was possible to isolate 40% of the DA-adduct. A similar yield was obtained at 80 °C in 30 minutes when anhydrous zinc chloride was used as catalyst. Increasing the reaction time from 30 minutes to 16 hours only led to a yield of 63%. As it was apparent that the low yields are caused by the competing di- and trimerisation of the CPD with itself, the equivalents of CPD with respect to β -AL were increased up to 10. This resulted in 90% yield of the desired product. Since a process that uses 10 eq. of CPD is not very efficient and sustainable, we decided to perform the reaction under semi-batch conditions on a 50 g scale (see Scheme 3). After dissolving zinc chloride in the β -AL enriched mixture 2 equivalents of CPD were slowly added over 10 hours. The ZnCl_2 could be easily separated by adding acetone and any formed di- or trimers of CPD could be precipitated by simple dissolution of the product mixture in methanol. No column chromatography was necessary to obtain the product as a mixture of isomers in 82% yield. This is very fortunate as purification by distillation of the adduct is not an option since the retro-Diels–Alder reaction to β -AL commences at 136 °C (see ESI† for a DSC/TGA). Aiming for a higher renewable atom content, dienes other than cyclopentadiene have also been investigated. Use of furans was not successful under both catalysed and thermal conditions, due to rapid formation of humines (see ESI†). On the other hand, use of isoprene and terpenes (β -myrcene and farnesene) were more promising (Table 2). Upon reaction with β -AL at high temperature, full conversion was achieved. The diene oligomers formed as by-product were removed by a simple filtration through a short silica path, affording the Diels–Alder products in yields of up to 60%.

The ring-opening metathesis polymerisation (ROMP) of the DA adducts was next investigated.^{68–70} Grubbs' 2nd generation catalyst was chosen for this (Fig. 1). Dichloromethane (DCM) is the solvent of choice for this reaction, since the polymeric products normally dissolve in it, thus allowing the formation of higher molecular weight polymers. The fully bio-based adducts shown in Table 2 were not polymerizable under these conditions, probably due to the absence of the ring strain that is present in the norbornene-type structure. On the other hand, the polymerization of the Cp/ β -AL adduct was success-



Scheme 3 Synthesis of the DA-adduct with CPD on 50 g scale.

Table 2 Screening of dienes in the Diels–Alder reaction with β -AL

Entry	Diene	Yield ^a [%]
1	Isoprene (R = Me)	60
2	Myrcene (R =)	54
3	β -Farnesene (R =)	18

General conditions: reactions were carried out in 4 ml vials equipped with a septum and magnetic stirring bar placed into a stainless steel 300 ml autoclave pressurised with 20 bar of nitrogen. ^a Isolated yield.

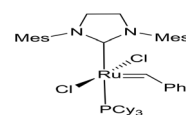
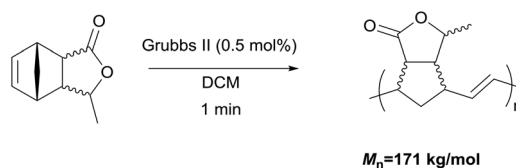


Fig. 1 Grubbs II metathesis catalyst.

ful. Interestingly, at the initial monomer concentration of 1 mol l⁻¹ after the addition of the initiator (0.5 mol% w.r.t. Cp/ β -AL) the reaction mixture formed a gel within one minute indicating a great reactivity of this monomer in ROMP reactions (see Scheme 4). To further fine tune the polymerisation conditions different solvents, commonly considered as “greener” or safer choices, beside DCM were investigated at a lower catalyst loading. These solvents and their influence on the ROMP of the CP adduct are shown in Table 3. 2-Methyltetrahydrofuran was chosen due to its similar polarity to DCM but lower toxicity⁷¹ and potential renewability. Ethyl acetate (EtOAc) was included as it is one of the safest solvents regarding flammability and toxicity,^{72,73} which is also applicable for methyl isobutyl ketone (MIBK). Although not a “green” compound in general we also included *tert*-butyl methyl ether (MTBE) since it remains still a common solvent in industry and does not form peroxides.

Notably, in all solvents except DCM a white precipitate appeared after a few minutes of reaction time. In all the attempts the DA adduct did polymerise, yielding white gummy materials after precipitation with cold methanol.

As expected, the polymer obtained in DCM had a substantially higher molecular weight than the one predicted assum-



Scheme 4 Initial ROMP experiment with Cp/ β -AL.



Table 3 Influence of different solvents in the ROMP of Cp/ β -AL

Entry	Solvent	Yield ^a [%]	M_n^b [kg mol ⁻¹]	M_w^b [kg mol ⁻¹]	D^b
—	Calc.	—	65.6	—	—
1	DCM	78	122	264	2.17
2	2-MeTHF	69	80.6	154	1.91
3	EtOAc	61	64.1	118	1.85
4	MIBK	52	70.9	1.46	2.06
5	MTBE	70	67.8	138	2.04

^a Isolated yield. ^b Determined by GPC (DMF/LiBr).

ing a living polymerization (Table 3, entry 1). When using 2-MeTHF the obtained molecular weight was reduced to 80.6 kg mol⁻¹. Ethyl acetate (EtOAc) and MTBE on the other hand afforded molecular weights of 64.1 kg mol⁻¹ and 67.8 kg mol⁻¹ respectively which are relatively close to the theoretical molecular weight of 65.6 kg mol⁻¹. These findings indicate that the very safe and potentially renewable solvent EtOAc does not lead to catalyst deactivation/inhibition compared to DCM.

Aiming to assess the relation between substrate to catalyst ratio and molecular weight of the polymer, different catalyst loadings were investigated. A substantial linearity in the range between 100 : 1 and 600 : 1 (mol of substrate per mol of catalyst) was achieved, showing that the final molecular weight can be controlled by varying the amount of catalyst (Fig. 2).

The obtained polymers tend to decompose at about 378 °C in a nitrogen atmosphere. No melting points were detected in the DSC analysis (as expected) confirming the amorphous nature of the polymer. In addition, a glass transition could also not be observed, which is an indication that the T_g occurs at or above the decomposition temperature (Fig. S8 and S9†). In contrast, poly-norbornene has a T_g at 35 °C. It is not easy to account for the huge difference in T_g between the two polymers. The high T_g of our polymer can possibly be explained by the stereoregular nature. For steric reasons, the polymer has to be *all trans*.

Contact angle measurement revealed that the presence of the lactone moiety in poly-Cp/ β -AL is increasing the hydrophilicity compared to poly-norbornene ($\theta(\text{Cp}/\beta\text{-AL}) = 75.7 \pm 1.9^\circ$; $\theta(\text{Cp}/\text{poly-norbornene}) = 83.9 \pm 2.3^\circ$).

As shown in Fig. 2 the polymer obtained *via* the ROMP of Cp/ β -AL can be cast into clear transparent films. Comparison with poly-norbornene (prepared with the same catalyst in DCM) shows there is no negative effect of the lactone group on transparency (Fig. 3). Therefore it might be possible to find similar applications in optical wave guides,⁷⁴ transparent coatings⁷⁵ or other applications where high transparency in a large range of wavelengths is necessary.⁷⁶

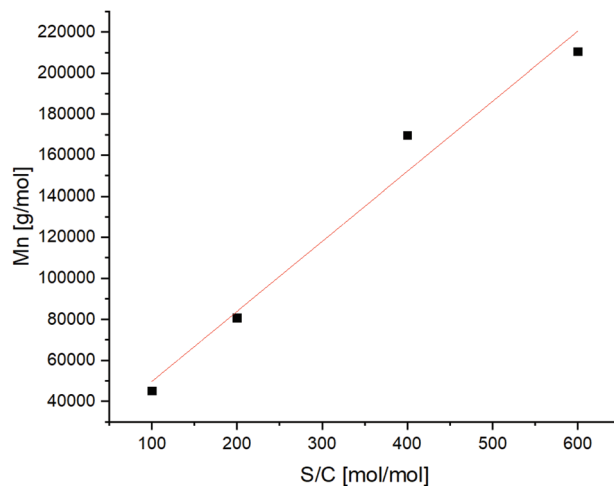


Fig. 2 Obtained M_n values *via* ROMP of Cp/ β -AL performed at different substrate to catalyst ratios (S/C).

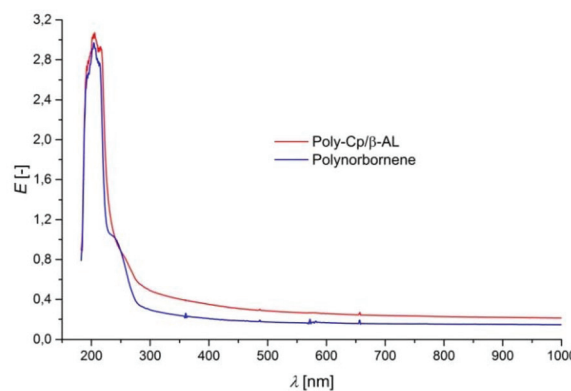
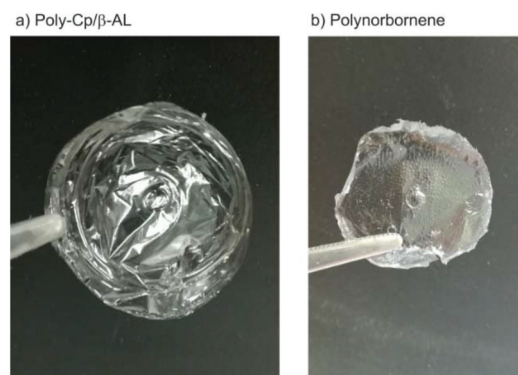


Fig. 3 Films obtained from (a) poly-Cp/ β -AL and (b) polynorbornene obtained by solution castings. Below: absorbance spectra of these films in the range from 150–1000 nm. E = extinction.

Conclusions

It is still challenging to obtain pure β -AL from renewable α -AL in a scalable and sustainable procedure. In this work we show that a 90 : 10 mixture of the two can be prepared in a scalable



procedure. This mixture is rich enough in β -AL to be used efficiently as dienophile in Diels–Alder reactions with cyclopentadiene, isoprene, myrcene and β -farnesene. The adduct obtained with cyclopentadiene can be efficiently polymerized in a ROMP reaction catalysed by the Grubbs II catalyst, either in DCM or alternatively using the renewable solvents 2-MeTHF or ethyl acetate. A linear relationship between M_n and the amount of catalyst is observed between a monomer to catalyst ratio of 100 to 600, thus allowing control of the molecular weight. The resulting polymers can be processed into films that have high transparency over a wide range of wavelengths. Compared with poly-norbornene the lactone moiety increases (surface) hydrophilicity, which could give rise to various benefits; for instance, higher miscibility with polar additives or better interaction with certain (wet) surfaces in coating applications. The lactone moiety does not only increase the bio-based carbon content of the materials, but it also enables further derivatization which gives easy access to a plethora of different polymers.

Experimental section

Preparation of a mixture of angelica lactones with 90 mol% content of the β -isomer

α -Angelica lactone (98%, 120 g, 1.2 mol) was added to a 250 ml two neck flask equipped with a condenser and a magnetic stirrer followed by the addition of triethyl amine (5 mol%, 8.5 ml). The mixture was heated to 100 °C under an argon atmosphere and monitored by $^1\text{H-NMR}$. After 1.5 hours a ratio of β/α -angelica lactone of 90–95/10–5 was reached and the condenser exchanged with a distillation head. Subsequent vacuum distillation at 6×10^{-2} mbar yielded two fractions: 38–42 °C containing mainly the α -isomer (this fraction can be reused for the next isomerisation run) and a fraction at 45–50 °C containing a mixture of angelica lactones with 90 mol% content of the β -isomer (106 g, 88% of theory).

$^1\text{H NMR}$ (400 MHz, CD_2Cl_2 , signals of β -isomer are reported) δ 7.46 (dd, $J = 5.7$, 1.5 Hz, 1H), 6.04 (dd, $J = 5.7$, 2.0 Hz, 1H), 5.11 (qt, $J = 6.9$, 2.0, 1.5 Hz, 1H), 1.41 (d, $J = 6.9$ Hz, 3H). $^{13}\text{C NMR}$ (101 MHz, CD_2Cl_2) δ 173.3, 158.0, 121.3, 80.0, 19.0.

Diels–Alder reaction between β -angelica lactone and cyclopentadiene

In a dry and argon purged 10 ml reaction tube the angelica lactone mixture (β -AL = 90%, 10 mmol, 900 μl) and the desired catalyst were mixed. Freshly prepared CPD (3.0–10 eq. 2.5–8.3 ml) was added, the tube was sealed and heated with a microwave oven to the desired reaction temperature where it is kept for the indicated time. The 2 diastereomers of the product were separated by flash column chromatography (heptane/ethyl acetate 8:2), affording the *endo* and *exo* isomers (each of them is a racemic mixture of 2 stereoisomers) adduct as colourless oils (*endo*: 949 mg, 5.9 mmol, 30%; *exo*: 119 mg, 0.7 mmol, 7%; *endo/exo* 89/11).

Exo: $^1\text{H NMR}$ (300 MHz, CD_2Cl_2) δ 6.21–6.04 (m, 2H), 4.17 (qd, $J = 6.4$, 3.2 Hz, 1H), 3.24–3.03 (m, 1H), 2.82 (dtq, $J = 3.1$, 1.5, 0.8 Hz, 1H), 2.59 (dt, $J = 8.3$, 1.3 Hz, 1H), 2.08–1.97 (m, 1H), 1.50–1.35 (m, 7H), 1.30 (d, $J = 6.4$ Hz, 3H). $^{13}\text{C NMR}$ (75 MHz, CD_2Cl_2) δ 177.4, 136.4, 134.9, 78.9, 51.6, 48.5, 48.2, 46.0, 45.6, 22.8.

Endo: $^1\text{H NMR}$ (300 MHz, CD_2Cl_2) δ 6.22–6.09 (m, 2H), 3.95 (qd, $J = 6.5$, 3.1 Hz, 1H), 3.26–2.97 (m, 3H), 2.67–2.54 (m, 1H), 1.57–1.46 (m, 1H), 1.39–1.29 (m, 1H), 1.25 (d, $J = 6.5$ Hz, 3H). $^{13}\text{C NMR}$ (75 MHz, CDCl_3) δ 177.3, 137.6, 137.5, 80.7, 50.0, 48.9, 47.6, 46.3, 43.1, 23.2.

Semi continuous synthesis of the β -angelica lactone CPD adduct

A 500 mL 2-neck round bottom flask was filled with dicyclopentadiene (100 mL) and iron(0) powder and equipped with a distillation setup. Cyclopentadiene was obtained by thermal cracking of its corresponding dimer at 180 °C and then condensed into a dropping funnel. 2 equivalents (84 mL, 67 g, 1.0 mol) were dropped over 10 hours into a 1 liter 3-necks round bottom flask containing the angelica lactone mixture (β -AL = 90%; 50 g, 0.5 mol) and zinc(II) chloride (3.5 g, 0.03 mol, 0.05 eq.) while heating up to 70 °C. Once the addition was complete, the reaction was stirred for another 10 hours and monitored by GC. After cooling down to room temperature, acetone (80–150 ml) was added to precipitate the Lewis acid catalyst. The remaining cyclopentadiene and α -angelica lactone were removed by vacuum distillation (50 °C/0.06 mbar) and the remaining cyclopentadiene dimers were precipitated by addition of ice-cold methanol (100 ml) followed by filtration. Solvent removal afforded the product as an orange liquid (69 g, 0.4 mol, 82% yield, *endo*: *exo* 89/11).

Ring-opening metathesis polymerization of the Cp/ β AL adduct

To a stirred solution of Grubbs II catalyst (4.7 mg, 0.006 mmol, 0.25 mol%) in the desired solvent (Table 3) the Cp/ β AL adduct (0.2 mL, 2.2 mmol, 1 eq.) was added under argon atmosphere. The reaction was stirred overnight. In few minutes after the addition, all the solutions turned opalescent and a whiteish precipitate appeared, except for the reaction in DCM. The reaction mixtures were then concentrated *in vacuo* and washed several times with methanol (using DCM to re-dissolve the polymer). All the reaction afforded a whiteish, gummy solid. A small portion of each sample was dissolved in a DMF/LiBr solution and analyzed by GPC. $^1\text{H-NMR}$ spectra were recorded in CDCl_3 .

$^1\text{H NMR}$ (300 MHz, CDCl_3) δ 5.84–5.12 (m, 2H, $-\text{CH}=\text{}$), 4.53–4.09 (m, 1H, $\text{O}-\text{CH}-\text{CH}_3$), 3.33–2.38 (m, 4H, ring junction- and allylic- CH -), 1.89 (m, 2H, bridged- CH_2 -), 1.62–0.92 (m, 3H, CH_3).

Film formation procedure

Films were obtained by casting a saturated solution of the polymer in DCM into a Teflon mold (depth 1 mm), letting the solvent evaporate over 4 hours.



Conflicts of interest

The authors declare no conflict of interest.

Acknowledgements

The authors greatly appreciate the help of C. Wulf with the GPC and DSC measurements and to A. Wotzka for further DSC and TGA measurements. AD and SK are highly thankful to Henkel AG & Co for the financial support. The authors are grateful to Andreas Taden, Kenji Ito, Adrian Brandt and Horst Beck (Henkel AG & Co) for the useful discussions.

This research was funded by the Bio-Based Industries Joint Undertaking under the European Union's Horizon 2020 research and innovation program, grant agreement no. 720695 (GreenSolRes).

Notes and references

- 1 P. N. R. Vennestrom, C. M. Osmundsen, C. H. Christensen and E. Taarning, *Angew. Chem., Int. Ed.*, 2011, **50**, 10502–10509.
- 2 *Top Value-Added Chemicals from Biomass Vol. I—Results of Screening for Potential Candidates from Sugars and Synthesis Gas*, ed. T. Werpy and G. Petersen, U. S. Department of Energy (DOE) by the National Renewable Energy Laboratory a DOE national Laboratory, 2004.
- 3 J. J. Bozell and G. R. Petersen, *Green Chem.*, 2010, **12**, 539–554.
- 4 W. G. Fan, C. Verrier, Y. Queneau and F. Popowycz, *Curr. Org. Synth.*, 2019, **16**, 583–614.
- 5 C.-H. Zhou, X. Xia, C.-X. Lin, D.-S. Tong and J. Beltramini, *Chem. Soc. Rev.*, 2011, **40**, 5588–5617.
- 6 B. Wozniak, S. Tin and J. G. de Vries, *Chem. Sci.*, 2019, **10**, 6024–6034.
- 7 P. Gallezot, *Catal. Today*, 2007, **121**, 76–91.
- 8 J. G. de Vries, *Chem. Rec.*, 2016, **16**, 2787–2800.
- 9 I. Delidovich, P. J. C. Hausoul, L. Deng, R. Pfutzenreuter, M. Rose and R. Palkovits, *Chem. Rev.*, 2016, **116**, 1540–1599.
- 10 X. Zhang, M. Fevre, G. O. Jones and R. M. Waymouth, *Chem. Rev.*, 2018, **118**, 839–885.
- 11 B. M. Stadler, C. Wulf, T. Werner, S. Tin and J. G. de Vries, *ACS Catal.*, 2019, **9**, 8012–8067.
- 12 O. R. Schade, P.-K. Dannecker, K. F. Kalz, D. Steinbach, M. A. R. Meier and J.-D. Grunwaldt, *ACS Omega*, 2019, **4**, 16972–16979.
- 13 T. Asano, H. Takagi, Y. Nakagawa, M. Tamura and K. Tomishige, *Green Chem.*, 2019, **21**, 6133–6145.
- 14 W. Leitner, J. Klankermayer, S. Pischinger, H. Pitsch and K. Kohse-Höinghaus, *Angew. Chem., Int. Ed.*, 2017, **56**, 5412–5452.
- 15 K. I. Galkin and V. P. Ananikov, *ChemSusChem*, 2019, **12**, 185–189.
- 16 Y. Zhu, C. Romain and C. K. Williams, *Nature*, 2016, **540**, 354.
- 17 J. A. Galbis, M. d. G. Garcia-Martín, M. V. de Paz and E. Galbis, *Chem. Rev.*, 2016, **116**, 1600–1636.
- 18 A. Gandini, T. M. Lacerda, A. J. F. Carvalho and E. Trovatti, *Chem. Rev.*, 2016, **116**, 1637–1669.
- 19 L. A. Heinrich, *Green Chem.*, 2019, **21**, 1866–1888.
- 20 D. J. Hayes, S. W. Fitzpatrick, M. H. B. Hayes and J. R. H. Ross, in *Biorefineries - Industrial Processes and Products: Status Quo and Future Directions*, ed. B. Kamm, P. R. Gruber and M. Kamm, Wiley-VCH, Weinheim, 2008, vol. 1, pp. 139–164.
- 21 F. D. Pileidis and M.-M. Titirici, *ChemSusChem*, 2016, **9**, 562–582.
- 22 F. Yu, J. Thomas, M. Smet, W. Dehaen and B. F. Sels, *Green Chem.*, 2016, **18**, 1694–1705.
- 23 J. J. Bozell, L. Moens, D. C. Elliott, Y. Wang, G. G. Neuenschwander, S. W. Fitzpatrick, R. J. Bilski and J. L. Jarnefeld, *Resour., Conserv. Recycl.*, 2000, **28**, 227–239.
- 24 A. T. Adeleye, H. Louis, O. U. Akakuru, I. Joseph, O. C. Enudi and D. P. Michael, *AIMS Energy*, 2019, **7**, 165–185.
- 25 D. F. Aycock, *Org. Process Res. Dev.*, 2007, **11**, 156–159.
- 26 V. Pace, P. Hoyos, L. Castoldi, P. Dominguez de Maria and A. R. Alcantara, *ChemSusChem*, 2012, **5**, 1369–1379.
- 27 D. M. Alonso, S. G. Wettstein and J. A. Dumesic, *Green Chem.*, 2013, **15**, 584–595.
- 28 P. Bloom, To Archer-Daniels-Midland Company, WO2007094922A2, 2007.
- 29 A. Démolis, N. Essayem and F. Rataboul, *ACS Sustainable Chem. Eng.*, 2014, **2**, 1338–1352.
- 30 X. Yi, M. G. Al-Shaal, W. Ciptonugroho, I. Delidovich, X. Wang and R. Palkovits, *ChemSusChem*, 2017, **10**, 1494–1500.
- 31 J.-P. Lange, J. Z. Vestering and R. J. Haan, *Chem. Commun.*, 2007, 3488–3490.
- 32 J. G. de Vries, N. Sereinig, E. W. M. van de Vondervoort and M. C. C. Janssen, To DSM IP Assets BV, WO2012131028A1, 2012.
- 33 P. K. Wong, C. Li, L. Stubbs, M. van Meurs, D. G. Anak Kumbang, S. C. Y. Lim and E. Drent, To Agency for Science, Technology and Research, WO2012134397A1, 2012.
- 34 Y. Yang, X. R. Wei, F. X. Zeng and L. Deng, *Green Chem.*, 2016, **18**, 691–694.
- 35 J. D. Nobbs, N. Z. B. Zainal, J. Tan, E. Drent, L. P. Stubbs, C. Li, S. C. Y. Lim, D. G. A. Kumbang and M. van Meurs, *ChemistrySelect*, 2016, **1**, 539–544.
- 36 A. Marckwordt, F. El Ouahabi, H. Amani, S. Tin, N. V. Kalevaru, P. C. J. Kamer, S. Wohlrab and J. G. de Vries, *Angew. Chem., Int. Ed.*, 2019, **58**, 3486–3490.
- 37 J. Lin, H. Song, X. Shen, B. Wang, S. Xie, W. Deng, D. Wu, Q. Zhang and Y. Wang, *Chem. Commun.*, 2019, **55**, 11017–11020.
- 38 Y. Gong, L. Lin and B. Zhang, *Chin. J. Chem.*, 2012, **30**, 327–332.
- 39 J. A. Dumesic and R. M. West, To Wisconsin Alumni Research Foundation, WO002011087962A1, 2011.
- 40 W. Skorianetz and G. Ohloff, *Helv. Chim. Acta*, 1975, **58**, 1272–1275.



- 41 J. H. Helberger, S. Ulubay and H. C. Civelekoglu, *Justus Liebig's Ann. Chem.*, 1949, **561**, 215–220.
- 42 D. Sun, Y. Takahashi, Y. Yamada and S. Sato, *Appl. Catal., A*, 2016, **526**, 62–69.
- 43 C. G. S. Lima, J. L. Monteiro, T. de Melo Lima, M. Weber Paixao and A. G. Correa, *ChemSusChem*, 2018, **11**, 25–47.
- 44 V. E. Tarabanko and K. L. Kaygorodov, *Chem. Sustainable Dev.*, 2010, 321–328.
- 45 C. S. Marvel and C. L. Levesque, *J. Am. Chem. Soc.*, 1939, **61**, 1682–1684.
- 46 Y. Yokoyama, M. Okada and H. Sumitomo, *Makromol. Chem.*, 1975, **176**, 3537–3550.
- 47 K. L. Kaygorodov, V. E. Tarabanko and N. Tarabanko, *Cogent Chem.*, 2018, **4**, 1443689.
- 48 N. Adam, G. Avar, H. Blankenheim, W. Friederichs, M. Giersig, E. Weigand, M. Halfmann, F.-W. Wittbecker, D. Larimer, U. Maier, S. Meyer-Ahrens, K.-L. Noble and H.-G. Wussow, in *Ullmann's Encyclopedia of Industrial Chemistry*, 2005, DOI: 10.1002/14356007.a21_665.pub2.
- 49 E. Gubbels, T. Heitz, M. Yamamoto, V. Chilkar, S. Zarbakhsh, M. Gepraegs, H. Köpnick, M. Schmidt, W. Brüggling, J. Rüter and W. Kaminsky, in *Ullmann's Encyclopedia of Industrial Chemistry*, 2018, pp. 1–30, DOI: 10.1002/14356007.a21_227.pub2.
- 50 M. Mascal, S. Dutta and I. Gandarias, *Angew. Chem.*, 2014, **126**, 1885–1888.
- 51 J. Xu, N. Li, X. Yang, G. Li, A. Wang, Y. Cong, X. Wang and T. Zhang, *ACS Catal.*, 2017, **7**, 5880–5886.
- 52 X.-J. Wang and M. Hong, *Angew. Chem., Int. Ed.*, 2020, **59**, 2664–2668.
- 53 A. D. Pehere, S. Xu, S. K. Thompson, M. A. Hillmyer and T. R. Hoye, *Org. Lett.*, 2016, **18**, 2584–2587.
- 54 Y. Bai, M. De bruyn, J. H. Clark, J. R. Dodson, T. J. Farmer, M. Honoré, I. D. V. Ingram, M. Naguib, A. C. Whitwood and M. North, *Green Chem.*, 2016, **18**, 3945–3948.
- 55 M. Iqbal, R. A. Knigge, H. J. Heeres, A. A. Broekhuis and F. Picchioni, *Polymers*, 2018, **10**, 1177.
- 56 A. Blanpain, J. H. Clark, T. J. Farmer, Y. Guo, I. D. V. Ingram, J. E. Kendrick, S. B. Lawrenson, M. North, G. Rodgers and A. C. Whitwood, *ChemSusChem*, 2019, **12**, 2393–2401.
- 57 N. R. Grove, P. A. Kohl, S. A. Bidstrup Allen, S. Jayaraman and R. Shick, *J. Polym. Sci., Part B: Polym. Phys.*, 1999, **37**, 3003–3010.
- 58 D. Yang, W. Huang, J. Yu, J. Jiang, L. Zhang and M. Xie, *Polymer*, 2010, **51**, 5100–5106.
- 59 D. Rosenbach, N. Mödl, M. Hahn, J. Petry, M. A. Danzer and M. Thelakkat, *ACS Appl. Energy Mater.*, 2019, **2**, 3373–3388.
- 60 Z. Chen and R. M. Ortuño, *Tetrahedron: Asymmetry*, 1994, **5**, 371–376.
- 61 T. Řezanka and K. Sigler, *Eur. J. Org. Chem.*, 2006, 4277–4284.
- 62 H. Yanai, A. Takahashi and T. Taguchi, *Tetrahedron*, 2007, **63**, 12149–12159.
- 63 M. Chalid, H. J. Heeres and A. A. Broekhuis, *J. Appl. Polym. Sci.*, 2012, **123**, 3556–3564.
- 64 Y. Wu, R. P. Singh and L. Deng, *J. Am. Chem. Soc.*, 2011, **133**, 12458–12461.
- 65 L. Zhou, L. Lin, J. Ji, M. Xie, X. Liu and X. Feng, *Org. Lett.*, 2011, **13**, 3056–3059.
- 66 C. R. Jones, M. D. Greenhalgh, J. R. Bame, T. J. Simpson, R. J. Cox, J. W. Marshall and C. P. Butts, *Chem. Commun.*, 2016, **52**, 2920–2923.
- 67 B. Lu, J. Li, G. Lv, Y. Qi, Y. Wang, T. Deng, X. Hou and Y. Yang, *RSC Adv.*, 2016, **6**, 93956–93962.
- 68 I. Choinopoulos, *Polymers*, 2019, **11**, 298.
- 69 A. K. Pearce, J. C. Foster and R. K. O'Reilly, *J. Polym. Sci., Part A: Polym. Chem.*, 2019, **57**, 1621–1634.
- 70 J.-A. Song, B. Park, S. Kim, C. Kang, D. Lee, M.-H. Baik, R. H. Grubbs and T.-L. Choi, *J. Am. Chem. Soc.*, 2019, **141**, 10039–10047.
- 71 V. Antonucci, J. Coleman, J. B. Ferry, N. Johnson, M. Mathe, J. P. Scott and J. Xu, *Org. Process Res. Dev.*, 2011, **15**, 939–941.
- 72 F. P. Byrne, S. Jin, G. Paggiola, T. H. M. Petchey, J. H. Clark, T. J. Farmer, A. J. Hunt, C. R. McElroy and J. Sherwood, *Sustainable Chem. Processes*, 2016, **4**, 7.
- 73 C. M. Alder, J. D. Hayler, R. K. Henderson, A. M. Redman, L. Shukla, L. E. Shuster and H. F. Sneddon, *Green Chem.*, 2016, **18**, 3879–3890.
- 74 M. Singh and K. Weidner, in *Optical Interconnects for Data Centers*, ed. T. Tekin, R. Pitwon, A. Håkansson and N. Pleros, Woodhead Publishing, 2017, pp. 157–170, DOI: 10.1016/B978-0-08-100512-5.00006-1.
- 75 G. Sung, M.-C. Choi, S. Nagappan, W.-K. Lee, M. Han and C.-S. Ha, *Polym. Bull.*, 2012, **70**, 619–630.
- 76 M.-C. Choi, J.-C. Hwang, C. Kim, S. Ando and C.-S. Ha, *J. Polym. Sci., Part A: Polym. Chem.*, 2010, **48**, 1806–1814.

