

Fedco Seed Catalogs

1990

Fedco Seeds 1990

Fedco Seeds

Follow this and additional works at: <https://scholarworks.umf.maine.edu/fedco>



Part of the [Agriculture Commons](#)


Recommended Citation

Fedco Seeds, "Fedco Seeds 1990" (1990). *Fedco Seed Catalogs*. 6.
<https://scholarworks.umf.maine.edu/fedco/6>

This Catalog is brought to you for free and open access by Scholar Works. It has been accepted for inclusion in Fedco Seed Catalogs by an authorized administrator of Scholar Works. For more information, please contact sotley@maine.edu.

FEDCO SEEDS

A Seedy Character



1990

by Gabriel willow
age 10

Who We Are

Fedco Seeds is a co-operative offering four seasonal pre-orders: 1) garden seeds and accessories; 2) fruit and nut trees and berry bushes; 3) spring flowering bulbs; 4) Tubers-- seed potatoes, onion sets, fall-flowering bulbs and cover crops. We employ 2 full-time year-round co-ordinators, several part-time co-ordinators, plus up to 20 seasonal workers. If you are interested in working for us, send an application to Fedco Seeds, Personnel Committee, 52 Mayflower Hill Dr., Waterville, Me. 04901.

Order	Forms Available	Orders Due	Orders Shipped	Co-ordinator	Address
Seeds	early December	discounts: Feb. 2 final deadl. Mar.24	early delivery: mid Feb main orders: March	CR Lawn	52 Mayflower Waterville 04901 207-872-9093
Bulbs	June	August	October 5	Gene Frey	as above
Trees	September	December	April	John Bunker	Box 340 Palermo 04354 207-993-2837
Tubers/ OGSI	January	March	April	Gene Frey	52 Mayflower Waterville 04901 207-872-9093

For further information, please write or call the appropriate co-ordinator.

Welcome!

Welcome to our 12th annual co-operative garden seed pre-order! Unlike the vintage growing seasons of 1987-8, 1989 was instead a year of extremes at our farm. During the six weeks after May 1 we were deluged with 15 inches of rain. In the following six weeks we had only a half inch total. A few of our past offerings which could not stand the rigors of such a season have been removed from our 1990 selections. However, we have added others which came through with flying colors.

Once again we are using the first few pages of our catalog to tell you a little about what makes Fedco Seeds different from most other seed companies. We hope you will take the time to read them before you peruse our selections. The more you understand why we do things, the better we can serve you.

Most of the folks who buy from us do so as members of a co-operative or ordering group. If you are a co-ordinator or collator for an ordering group please turn to the back of the catalog and read the detailed instructions for group orders. If you plan to order by yourself, or are not co-ordinating a group, you may skip that section.

A Brief History of Fedco Seeds

Fedco stands for "Federation of Cooperatives." In 1978 the Maine Federation of Cooperatives hired CR Lawn to work on special projects. CR's idea for a Maine statewide co-operative garden seed order was one such project. At its December, 1978 General Meeting, the Maine Federation of Cooperatives approved his proposal. With the help of the Fedco Warehouse Collective, CR co-ordinated the first Fedco Seeds order in 1979.

Interest in Fedco Seeds spread swiftly from Maine to Massachusetts, then into the rest of New England, the northeast and beyond. In the ten years since 1979 the business has grown from 98 orders totaling \$9,956 to over 900 orders totaling in excess of \$126,000. We continue to specialize in varieties particularly suited to our cold northeastern climate.

Fedco Seeds has, in fact, outlived the federation from which it got its name. The Federation of Cooperatives dissolved in 1985, shortly after the financial failure of its natural foods warehouse. Fedco Seeds was able to survive because we had incorporated separately on Feb. 1, 1982.

As part of our co-operative heritage, we encourage people to get together to order in groups. Group orders help us keep costs down. We also strive to avoid repetition of information readily available elsewhere. Such economizing enables us to sell at a fraction of normal retail price.

Our staff has grown from CR and six seed packers employed for two weeks to our present 25 persons, most working seasonally. Along the way, we have incorporated the Fedco Trees order, originated by John Bunker in 1984. A seed potato order begun in 1981 by Peacemeal Farm's Tom Roberts evolved into our Moose Tubers order in 1985. Polly Pattison and CR initiated the spring flowering bulb order in 1984, and in 1988 Fedco Seeds took on the management of MOFGA's Organic Growers Supply order and now includes it with the Moose Tubers mailing.

As a result, we now run four seasonal businesses, on a pre-order, prepay basis. We collate and ship most of our orders in two or three batches. Such intensifying creates economies of scale and keeps costs down. Between seasons, overhead is minimal.

OUR STAFF IS MULTITALENTED. When they are not filling orders they are teachers, carpenters, coop store managers, orchardists, market growers, homesteaders, artists, indexers, homeschoolers and much more. Some have been with us for a long time. CR has worked all dozen orders. George Stewart has worked every order except the first. Gene Frey has missed only 2 of the 12. Ellen Paul started the same year as George but skipped a year while she worked for the coop food warehouse. Nikos Kavanya started the third year but also had a break to work in the food warehouse. John Bunker was already a seeds veteran when he started Trees 5 1/2 years ago. Other folks have come in more recently, and each year we have a few "rookies." All of us, whether working our first order or our 12th, enjoy being a part of such rewarding work.

How You Can Get More Involved

****TELL US HOW OUR VARIETIES PERFORMED FOR YOU.** Did you especially like something? Was something disappointing? Let us know. Tell us why. The more details you furnish, the more we learn.

****SUGGEST NEW VARIETIES WE SHOULD LIST** Be these heirlooms which have been rediscovered, new varieties from modern breeding programs, or old standbys we've overlooked, your suggestions always interest us. The more specific your opinion, the more useful to us. Asking for 'more peppers' is only a little helpful. 'Yellow peppers' is more helpful. 'Gold Crest pepper' is still more helpful. Telling us why you like Gold Crest is most helpful. And please tell us whose seed you've been using.

****BECOME A TRIAL GARDENER.** Our network of growers who provide us with information about varieties is invaluable to our selection process and quality control. If you are a master gardener, skilled at growing, able to correctly label and distinguish varieties, and willing to keep well-organized records, please contact us.

****JOIN OUR NETWORK OF SEED GROWERS.** You must be a highly skilled gardener, but need not be very experienced at seed growing. Our network is still in its fledgling stage, with room for experimenting and learning.

****Do you have seed of an heirloom variety which you think has commercial potential? If you send us a sample, we will grow it out to see if we agree. A variety with commercial potential must ripen quality fruit in our short growing season. It should have outstanding taste and/or appearance.**

How We Work

1) **PROFIT-SHARING:** We are one of the few seed companies in the United States organized as a cooperative. We are a joint 60/40 consumer/worker cooperative. Consumer members own 60% of the

cooperative and worker members 40%. Consumers and worker members share proportionately in the cooperative's profits.

2) **CO-OPERATION:** We especially encourage group orders through our pricing structure. Large orders received by Feb. 2 receive volume discounts. It is easy to form a group: just get together with friends, neighbors, fellow members of a club, grange, chapter, church or co-op. Use the volume discounts as a group fund-raiser or pass them on to those who do the work on the order.

3) **MINIMUM ORDER:** The minimum order we accept is \$25. If your order is smaller you should order through a group. Orders sent to us under \$25 will be returned! Orders under \$50 must pay \$5 for handling and shipping. On all other orders we pay for shipping.

4) **VOLUME DISCOUNTS:** For orders in by cutoff date of Feb. 2:

OVER \$100 DEDUCT 10%

OVER \$200 DEDUCT 15%

OVER \$500 DEDUCT 20%

To encourage large groups to place an order for late-ordering members, we allow discounts for second orders received after the Feb. 2 deadline if the orders total over \$50. The size of the order placed by Feb. 2 determines the discount level. If the order received by Feb. 2 is under \$100, no discounts are allowed, even if the combined total exceeds \$100. If the initial order is \$400 and the additional order is \$100, the discount for both orders is 15%, not 20% or 10%.

5) **PICKUP DISCOUNTS:** A 10% discount is allowed for orders picked up at our warehouse in Winslow from 9:30 AM to 4:30 PM, Mon. Mar. 5-Fri. Mar. 16. No week-end pickups. We will send directions for those planning to come. This option is available only for orders received by Sat. Feb. 24.

6) **BULK ORDER SERVICE:** To better serve commercial and larger growers, a Bulk Order Form is available upon request for those who want to purchase larger quantities of seed than are listed on the regular order form.

7) **ASAP SERVICE:** To meet the needs of commercial growers who need to start their seeds by the beginning of February, we will ship seed on hand on Jan. 26 to those growers who have an ASAP order in by Jan. 20.

Ordering Timetable

Sat. Jan. 20: ASAP CUTOFF DATE Orders due for commercial growers' ASAP service. See page 8 for details.

Fri. Feb. 2: VOLUME DISCOUNT AND EARLY DELIVERY CUTOFF DATE. To be eligible for early delivery shipping and discounts on volume over \$100, orders must be received by this date or called in on this date. See order sheet for early delivery varieties and ordering information and page 3 for volume discount schedule.

Fri. Feb. 2 & Sat. Feb. 24: PHONE-IN ORDER DATES Orders may be called in on these dates only to (207) 872-9093.

Sat. Feb. 24: STOCK REPLENISHMENT CUTOFF DATE. We replenish stock to fill orders received by or called in on this date. Orders received after this are filled on a 1st come, 1st served basis.

Feb. 26-Mar 24: LATE ORDER PERIOD. These orders can expect some out-of-stocks (O/S). Based on past experience, O/S rate may exceed 10% after Mar. 10, and 20% right before the 24th. You may elect to accept substitutions of similar varieties by checking the blank on your order sheet, thereby reducing your O/S rate. All late orders are shipped UPS. No pickups are possible.

Sat. Mar. 24: FINAL ORDER DATE. No call-ins. Orders received after this date WILL BE RETURNED UNFILLED WITHOUT EXCEPTION!!

Wed. Apr. 25: All adjustments, corrections, additions must be completed.

Fri. Apr. 27-Sat. Apr. 28: We will be at the Fedco Tree Sale in Monroe, Me. Your last chance to purchase seeds from us until Common Ground Fair in September.

Apr. 30-Sept. 30: CLOSED FOR THE SEASON! We use this time away from sales to trial old and new varieties at our farm so that we can continue to improve on our selections.

Shipping Timetable

Fri. Jan. 26: ASAP SHIPMENTS. All seed on hand shipped for commercial growers' ASAP service. Balance of orders shipped by Wed. Mar. 7.

Wed. Feb. 14: EARLY DELIVERY SHIPMENTS

Month of February: BULK ORDER SHIPMENTS. Seeds ordered on the Bulk Order Form are shipped throughout the month as seed arrives.

Mon. Mar. 5-Fri. Mar. 16: PICKUP WEEKS. Orders may be picked up at our warehouse in Winslow from 9:30 AM to 4:30 PM. No weekend pick-ups.

Wed. Mar. 7: JANUARY ORDER SHIPMENTS COMPLETED.

Wed. Mar. 14: FEBRUARY ORDER SHIPMENTS COMPLETED.

Fri. Mar. 16: ORDERS THRU MARCH 10 SHIPPED.

For orders after Mar. 10, allow one week processing, plus one week shipping time.

Please allow up to 7 days from dates above for UPS shipment. If you have not received order within that time (for example, by Mar. 21 for February orders), please call us immediately. Don't delay, the sooner we track your missing order, the more likely it can be found.

We guarantee to meet these shipping dates, and we make every effort to beat them.

Please note that commercial ASAP orders are the only ones we can rush. If you require early shipment, PLEASE order early.

TELEPHONING US

In our society it has become almost a reflex action to pick up the phone. Because our office is also the residence of our co-ordinator CR Lawn, we ask you to please be considerate in phoning us. We thank those who observed the following courtesies last year and helped make the 1989 order our sanest and pleasantest in a number of years, and we urge you to do so again this year:

- 1) TO AVOID THAT RECORDED MESSAGE! please restrict your phone calls to regular business hours, 9 am to 5 pm Mon thru Fri.
- 2) Before you phone, please read all the directions. Your question might be answered before you pick up the phone. You'll save money, and we will, too.
- 3) We love getting mail. Often we are able to respond to your letters the same day that we get them. Please consider using the mail before you phone.
- 4) We accept phoned-in orders only on our two special call-in days. Please don't phone in your order at any other time. Please stick it in the mail.
- 5) If we make an error in filling your order, please mail us the correction sheet which accompanies every shipment. Please don't call us for a few packets of missing seed. Reserve calls for major problems (ie. did not receive all or a major part of your order or received someone else's order instead of yours.)
- 6) Please don't call to ask us when your order will be shipped. We adhere strictly to our shipping schedule in the catalog and cannot rush your order.
- 7) Please don't call to ask us when backorders will arrive. We ship backorders as soon as the seed arrives. Calling won't get it there any faster.

By following these suggestions you will help us improve everyone's service by enabling us to get our work done more quickly. You will also be helping us control our costs which will redound to your benefit.

Everyone hates back-orders. They are the bane of the seed business, causing you inconvenience and us anguish. Because we understand that they are particularly difficult for group and co-operative orders, we strive mightily to avoid them. However, we now offer so many varieties that the late arrival of a few is almost inevitable. Because many of our varieties have only one primary supplier, finding alternative supplies when they do not arrive on time is difficult, sometimes impossible.

Therefore, we are again offering you the option of refusing back-orders. If you check the blank refusing back-orders you will be shipped everything we have on hand as of your shipping date, and refunded for those items which have not yet arrived. You should expect a slightly higher out-of-stock rate than previously. If you decide to accept back-orders, you will not be refunded for late items, but will be expected to distribute them to your members when they arrive. We will try to limit back-orders to one shipment, but must resort to multiple shipments where items and arrival dates dictate.

OOPS!

Last year was our best ever at order fulfillment. Based on your own feedback, we estimate we made one error for about every \$500 ordered. We hope to match or better that figure in 1990.

No one likes to talk about making mistakes. We are constantly honing our quality control systems to reduce the likelihood of errors. But because we are human, we will always make at least a few. So we have added this section to talk about what you should do if we goof.

We know that mistakes are frustrating. Therefore, we especially appreciate folks who are courteous in reporting them to us. We do not have a nice day if you are indignant. Vibes out=Vibes back.

Category 1: Missing one or several packets of seed

1) Each shipment includes an invoice (the same order form you sent to us) and a correction sheet. By following the procedures outlined on the correction sheet, you can ascertain whether missing items are the result of our mistakes or your own collating and breakdown errors. If we have made an error please mail the enclosed correction sheet back to us promptly. Please do not call us about a few missing packets.

category 2: received someone else's order.

1) Call us immediately if you got someone else's seeds.

category 3: missing full order or a major part of shipment

1) Allow ample time for your seeds to arrive. Please consult our shipping timetable to know when to expect your shipment. If it does not come on time, call us ASAP.



category 4: poor germination

1) If a bunch of different varieties, or all of your beets, failed to come, the problem is probably your cultural problem and not with our seed. A common error is to plant when the soil temperature is still too cold. Sometimes excessive or inadequate moisture is the culprit. Occasionally poor soil fertility or tith is to blame.

2) If one variety fails when other like varieties are succeeding, the problem may be with the seed. Please write us, telling us the specific variety involved and the problem. If possible, please send the original packet the seed came in. We will give you a replacement or a refund.

category 5: mislabeled packet, wrong variety came up, or off-types present

1) **FIRST**, make sure if you can that you planted what you thought you did. It is easy to make labeling errors in the greenhouse or garden.

2) If you think we made the mistake, write us, explaining what is wrong. We will send replacement or refund and will also try to explain what might have happened.

3) If off-types are occurring in your patch, please write us and describe the problem. These off-types could have seeded themselves from the previous year's crop on your plot, or else our supplier might not have properly rogued their seed to remove the off types. It is very important that we hear about such problems *as soon as possible after you discover them* so that we can maximize the quality of the seed we are offering.

We hope that you will not experience any of these errors. But if you do, we want to hear about them and have a chance to fix them.

CATALOG RESOURCE DIRECTORY

If you are a novice, our catalog does not contain all the resources you will need to garden successfully. You can obtain the in-depth information you will need through some of the books we offer, your library, or from a plethora of seed catalogs available for little or no cost. What follows is a list of seed catalogs we have found useful (this is by no means an exhaustive list--there are over 200 seed companies in the US and Canada), and our subjective impressions of their strengths. If we have left out your favorite, let us know, as we may be overlooking a catalog that would be of interest. All of these sources sell to home gardeners. Many have separate commercial catalogs or bulk price lists for market growers. Some of our seed suppliers are on this list, but many sell wholesale only and have not been included.

Abundant Life Seed Foundation
PO Box 772
Port Townsend, WA 98368
retail catalog \$1; and bulk price list

Bountiful Gardens
5798 Ridgewood Rd.
Willits, CA 95490

W. Atlee Burpee & Co.
Warminster, PA 18974
separate retail and wholesale catalogs

The Cook's Garden
PO Box 65
Londonderry, VT 05148
retail catalog \$1; and bulk price list

Garden City Seeds
PO Box 297
Victor, MT 59875
retail catalog \$1; and bulk price list

Halcyon Gardens Herbs
PO Box 124-M
Gibsonia, PA 15044

Harris Seeds
961 Lyell Ave.
Rochester, NY 14606
separate retail and commercial catalogs

High Altitude Gardens
PO Box 4238
Ketchum, ID 83340
catalog \$2

Johnny's Selected Seeds
Foss Hill Rd.
Albion, ME 04910
special insert for commercial growers

J.W. Jung Seed Co.
Randolph, WI 53956

Nichols Garden Nursery
1190 North Pacific Hwy
Albany, OR 97321

Park Seed
Cokesbury Rd.
Greenwood, SC 29647
separate retail and wholesale catalogs

Pinetree Garden Seeds
New Gloucester, ME 04260
small packets only

Richters
Greenwood, Ontario
Canada L0G 1A0
catalog \$2.50

Seeds Blum
Idaho City Stage
Boise, ID 83706
catalog \$3

Shepherd's Garden Seeds
7389 W. Zayante
Felton, CA 95018
retail catalog \$1.50 & bulk price list

Southern Exposure Seed Exchange
PO Box 158
North Garden, VA 22959
catalog \$3

Stokes Seeds, Inc.
Box 548
Buffalo, NY 14240

Territorial Seed Company
PO Box 27
Lorane, OR 97321

Thompson & Morgan
PO Box 1308
Jackson, NJ 08527

William Dam Seeds
PO Box 8400
Dundas, Ontario
Canada L9H 6M1
catalog \$1

OTHER RESOURCES

The Seed Savers Exchange, RR 3 Box 239, Decorah, IA 52101, is a grassroots network of gardeners and plant collectors who maintain and distribute rare varieties of food crops. Their 1988 Winter Yearbook listed more than 700 members who maintain a combined collection of more than 4,000 heirloom vegetable varieties. In 1986 they purchased a 57-acre Heritage Farm to aid in their preservation efforts. Annual membership is \$15.

The Scatterseed Project, Box 1167, Farmington, ME 04938, is a regional seed exchange for this area and serves as curator for a substantial part of the SSE collection.

Maine Organic Farmers and Gardeners Association, PO Box 2176, Augusta, ME 04338, works to promote sustainable agriculture through legislative and educational initiatives, annual sponsorship of the Common Ground Country Fair, publication of its bi-monthly newspaper, and sponsorship of a farm apprenticeship program. Maintains about a dozen local chapters. Annual membership is \$20 for individuals, \$30 for families.

NOFA (Natural Organic Farmers' Association) is for the rest of New England and New York State what MOFGA is for Maine. Maintains state chapters in Massachusetts, Connecticut, New York, Vermont, New Hampshire and Rhode Island. Sponsors educational conference each summer. For more information write Julie Rawson, RFD 2 Sheldon Rd, Barre, MA 01005.

FEDCO SEEDS' OSCAR AWARDS FOR:**Regional orientation:**

Abundant Life (Pacific northwest)
 Garden City (Montana, northern climates)
 High Altitude (cold climates, high altitudes)
 Johnny's (northern climates)
 Pinetree (New England, northern climates)
 Southern Exposure (mid-Atlantic)
 Territorial (Pacific northwest)

Mostly untreated and/or some organically grown seed:

Abundant Life (all untreated, many organic)
 Bountiful (all untreated and organic)
 Burpee (all untreated)
 Garden City (all untreated, some organic)
 Johnny's (most untreated)
 Pinetree (most untreated)
 Seeds Blum (all untreated, some organic)
 Southern Exposure (all untreated)

Emphasis on open-pollinated heirlooms:

Abundant Life
 Bountiful
 Garden City
 High Altitude
 Johnny's (retains some)
 Seeds Blum
 Southern Exposure

Best variety descriptions:

Cook's Garden
 Halcyon
 Harris
 Johnny's (excellent technically)
 Park
 Pinetree (personalized)
 Richters
 Shepherds (mouth-watering)
 Southern Exposure
 Stokes
 Territorial

Best cultural information:

Garden City
 Johnny's
 Park (flowers)
 Seeds Blum
 Southern Exposure
 Stokes
 Territorial

Best photographs:

Johnny's (black & white)
 Park retail or wholesale (color)
 Thompson & Morgan (color)

Best line drawings:

Cook's Garden
 Richters
 Seeds Blum

Sense of humor:

Pinetree
 Seeds Blum

Economical:

Garden City
 Pinetree

Good books section:

Abundant Life
 Bountiful
 Pinetree
 Richters
 Seeds Blum

Specialties:

Cook's Garden (salads, crudites, gourmet)
 Halcyon (herbs only)
 Nichols (herbs and novelties)
 Park (flowers)
 Richters (herbs)
 Shepherds (gourmet selections)
 Thompson & Morgan (flowers)



FEDCO SEEDS' GUARANTEE

We warrant to the full extent of the purchase price that all items we offer are fully satisfactory. If you are dissatisfied for any reason, we will either replace the unsatisfactory item, if possible, or refund the purchase price.

LIMITATION OF LIABILITY

Because good results depend upon weather, soil and cultural practices, over which we have no control, we limit our liability in all instances to the purchase price of the seeds, as is customary in the seed trade. The liability of Fedco Seeds, for breach of warranty, or any loss or damages arising out of the purchase or use of our products, including loss or damages resulting from any negligence whatsoever on our part, or strict liability in tort, shall be limited to the purchase price. By acceptance of the merchandise, the buyer acknowledges that the limitations and disclaimers herein described are conditions of sale, and that they constitute the entire agreement between the parties regarding any warranty or liability.

Claims for any defects in Fedco Seeds' products should be presented to Fedco Seeds as soon as possible after discovery. Failure to assert claims within 30 days after discovery renders this warranty null and void.

COMMERCIAL ASAP SERVICE

This is recommended only for commercial growers who need to start their seeds by the beginning of February. Seed on hand for orders received by Jan. 20 will be shipped by Jan. 26. Growers who want this service should indicate in the blank on page 3 of the order sheet. *The service is definitely not recommended for group orders because the ASAP shipment will likely be incomplete.* We normally have only 80-90% of our seed on hand as of this date so *we are not able to guarantee complete orders or specific varieties.* We will ship the balance of ASAP orders in our customary early March shipment. *No paperwork or invoices will accompany January shipments.* You should keep records of what you have received. Invoices will be shipped in March with the balance of these orders.

This is not necessarily a replacement for our early delivery service. Commercial growers can choose both services. Growers choosing both services will receive those early delivery items that are on hand before Jan. 20 with their January shipment, those arriving between Jan. 20 and Feb. 15 as an early delivery shipment, and the balance of their order in March so that these growers will receive *at least three shipments.* Those growers choosing ASAP service and not early delivery will receive only two shipments, one in January and the other in March.

There is no charge for commercial ASAP service, but those choosing it are not eligible for the 10% pick-up discount on any portion of the order. If you have questions about this service please call us at (207) 872-9093. Remember that we cannot guarantee that any specific variety will be included with your January shipment. Sorry, we are too busy after Jan. 20 to extend this service to later orders. **YOU MUST ORDER EARLY TO GET A RUSH SHIPMENT!**

DO YOU KNOW WHERE YOUR SEED IS COMING FROM??

Probably not, unless you save your own. Most retail seed companies grow very little or none of the seed that they sell. We did not grow any of the seeds we offer here. Only a few of the varieties were grown in Maine. Why? Because Maine's climate is not ideal for growing many seed crops, and because we prefer to purchase quality seed grown in optimum climatic conditions by expert seedpeople. Most of our seed comes from Idaho, Washington, California and other Western states, or is imported from Japan, Holland, Denmark and Germany. Although most of our seed is grown outside New England, all the varieties we offer have been tested by us or other growers in Maine, and found to perform well in our cold climate.

We have begun to cooperate with Maine seedpeople who are searching out cold climate heirloom varieties of outstanding merit for which to grow commercial seed stock. In 1987 and 1988 our Green Hokkaido Squash seed was raised organically in Maine. Our Maine Yellow Eyes and Jacob's Cattle Beans were raised commercially in Maine in 1988 and 1989. In 1991 we hope to offer seed for a delicious white-fleshed watermelon heirloom. Over the years, we expect this program will enable us to introduce a number of heirloom varieties noteworthy for their taste and regional adaptability.

Vegetable Variety Descriptions by CR Lawn

These descriptions are a composite taken from browsing through many seed catalogs and from my own personal experiences. I have been a gardener since 1973, and a small-scale intensive market grower since 1976. Over the years I have tried many of these varieties at Shooting Star Farm in Canaan, Me. Other staff members and customers have also trialed them at their plots.

ABOUT SHOOTING STAR FARM: Canaan is in Central Maine. Our final Spring frost normally occurs in the last week of May. June frosts are not uncommon. Average date for first fall frost is Sept. 11, leaving us barely 110 frost-free days. Our Bangor Silt Loam soil (with a clay subsoil) is slow to warm and drain in the spring, but has excellent fertility and moisture retention in the heat of summer. Although we occasionally suffer standing water in the spring (such as during deluges in 1984 and 1989), we almost never experience drought. Crops which are able to mature at Shooting Star should be able to make it in all but the coldest spots in New England.

HOW WE SELECT VARIETIES: Customer response is our most important selection criterion. Each year's order is a collective judgment about each variety. Our farm trials, and those of our trial gardeners also yield valuable information. In assessing vegetable characteristics we look at flavor and texture, earliness and adaptability to our cold climate, ability to hold quality on the plant or vine and after picking, per cent of marketable fruits as opposed to culls, ease of growing, and disease resistance. Appearance is especially important for market growers.

A CAUTIONARY NOTE: Because there are so many variables in gardening and farming, success in our trials is not a guarantee of success on your plot. In particular, climate and soil type have significant impact on performance. We advise market growers to trial unfamiliar varieties on a small scale before making a full commitment, *particularly if your soil type is radically different from ours.*

FOR YOUR GARDENING ENJOYMENT

I have found the following to be the most important keys to gardening success:

1) Make your own compost. You don't have to be an expert to make perfect plant food. Even if you know nothing about carbon-nitrogen ratios, and turn your pile(s) only once a year, you can make great compost, simply by piling varied organic matter in thin layers. It's amazing what compost can do for your plants. Last

June, when it was too wet anywhere on my garden to set out my tomato plants, I spread a 6-inch layer of compost over a small area, and set them right in it. The resulting plants were the healthiest and most prolific I'd ever grown. Carrots and onions also respond spectacularly to the same treatment.

2) Overcrowding plants is the most common cause of failure. Thin, thin, thin! Throw away those books that tell you to plant broccoli 16 inches apart. You will get spindly plants with puny heads if you space them that closely. An apprentice at my farm once planted sweet corn seed too deep. The resulting stand was about one half as dense as I would have liked, but the roomy plants ripened better than three full-sized ears apiece! Gene has been encouraging me to thin even such unlikely candidates as sweet basil, beans and bachelor buttons. When I listen to him, I'm always amazed at how healthy and robust the surviving plants become, and at how much they produce!

3) Get the jump on the weeds. That first cultivation when your plants are just emerging is the most important one. Time invested in weed control early in the season pays ninefold dividends in saving backbreaking labor later. Many crops such as onions and carrots have no chance in a weedy patch.

4) Work with the weather, not against it. Pulling weeds out of soft, moist soil is so much more rewarding than trying to tug them out of dry, baked soil. Your soil and plants can teach you the optimal times to sow, cultivate, mulch and harvest. Learn to be an amateur weather prognosticator by studying clouds, wind direction, temperatures, the moon, and your barometer. It will make you a better gardener, and besides, it is fascinating.

When you get good at it, you will not only be able to laugh at errant television weather "experts," but you will also be able to get away with a high percentage of what look to the outsider to be garden gambles, but really aren't!

Note: the cultural information contained herein is mostly for conventional row cropping. Root crops, lettuce and other greens, flowers, and many other crops thrive in raised beds. A few crops such as sweet corn, crawling squashes, and the large brassicas, do not perform well in beds. Intensive raised bed culture permits closer spacing but requires a high level of soil fertility. Probably the best reference is John Jeavons' How To Grow More Vegetables than You Ever Thought Possible on Less Land than You Can Imagine. 3rd Edition, available from our book selection.

WHAT'S NEW AT FEDCO

1) This year everyone is receiving a catalog with their order sheet. We hope this will make it easier and more fun to order with us.

2) The surcharge for Vermont orders has been eliminated. Thanks to all from the Green Mountain State who lobbied successfully to change their seed laws.

3) The minimum order has been reduced to \$25.

4) We have dismantled the "Yuppie" Vegetables section and returned the varieties to their proper sections.

5) Gene has constructed our own germinator out of a discarded refrigerator. This should enable us to improve our quality control. Previously we sent all our seed samples to the New York State Experiment Station in Geneva for testing. We will continue to use Geneva as a supplement to our own germination testing.

6) ASAP service for commercial growers. Those interested who are able to meet the Jan. 20 order deadline for this service can receive the major portion of their seeds by the end of January.

7) NEW VARIETIES FOR 1990! (partial list)

Haricot Vert, Vernandon: 6 inch pods in abundance!
 Sweet Corn, Bodacious: Tastes as good as its name!
 Sweet Corn, Double Standard: Open-pollinated bicolor!
 Strawberry Popcorn: Little ears highly decorative!
 Snap Pea, Sugar Lode: Loaded with edible pods!
 Cucumber, Hylares: Even cuke haters love these!
 Melon, Early Chaca: Flavor has other early ones beat!
 Muskmelon, Rocky Sweet: Succulent green flesh!
 Muskmelon, Earligold: Musky 3-pound melons early!
 Crenshaw Melon, Honeyshaw: Yummy 8-10 pounder!
 Shenot Crown of Thorns: Have a gourd day!
 Warty Gourd Mix: Embrace life, warts and all!
 Pumpkin, Big Max: For exhibit at the fair!
 Squash, Sweet Mama: Even better taste than buttercup!
 Leek, Nebraska: Hardy very late into fall!
 Onion, Walla Walla: Famous for its sweetness!
 Mustard, Giant Red: Add a real tang to your salad!
 Lettuce, Kagraner Sommer: Very reluctant to bolt!
 Lettuce, Cocarde: Bronze oakleaf a real show-stopper!
 Lettuce, Royal Red: Deepest red we've seen!
 Lettuce, Rosy: A stunning red iceberg type!
 Mesclun Mix: Our own mix of salad greens and reds!
 Endive, Nina: Curly endive now much in demand!
 Cayenne Pepper, Long Red Narrow: If you like it hot!
 Tomato, First Lady: Early tomato with good taste!
 Eggplant, Little Fingers: Long, thin oriental type!
 Basil, Mammoth: Very large, ruffled leaves!
 Camation, Dwarf Fragrance Mix: Fragrant cut flowers!
 Larkspur, Pink Perfection: New color for old favorite!
 Lavatera, Trimestris Pink: Enchanted us in 1989!
 Verbena, Novalis: Bedding plant deserves AAS award!
 Strawflower, Bikini Mix: If you like the shorter kind!
 Plug Flats in #50 and #98 sizes: For starting seedlings!
 New T-Shirt design: Multi-colored flowering kale!

A. BEANS

Bush Beans: 2 oz packet sows 25 feet, 1 pound, 200 feet. Tender, will not survive frost. Plant 6 seeds/foot in rows 24-30 inches apart. Don't cultivate or pick when wet. Pick frequently to keep them producing.
Pole Beans, 2 oz packet sows 20 poles, 6 per pole.

A-1 Bush Green, Strike (50 days) A good choice for earliest bush green beans. Fruit set is concentrated in first three pickings early in the season. Pods are straight and tasty. Excellent uniformity. From Asgrow.

A-2 Bush Green, Provider (50 days) For highest yields, earliness and taste, still the best we've found. Noted for its concentrated sets of round 5-5.5 inch pods with beany taste. A heavy yielder even under adverse conditions. Always our top seller. Released by USDA in 1965.

A-4 Bush Green, Greencrop (53 days) An early, flat-podded Romano type especially adapted to the north. Pods can grow up to 8 inches long while still retaining good quality.

A-7 Bush, Royalty Purple Pod (55 days) Beautiful large plants bear 5-inch bright purple pods which turn green when cooked. Although I find pods tough, some folks really like the flavor. Developed by Professor E.M. Meader from an heirloom and released in 1957. *Caution: The vining habit has not been entirely bred out of this variety. Its tendency to vine and produce heavy foliage can make picking difficult.*

A-10 Bush Green, Bush Blue Lake 274 (57 days) The best of the 10 green bean varieties we tried in 1985, both in yield and uniformity. Its gourmet flavor makes it a home garden favorite. Pods avg. 6 inches, fill slowly.

A-17 Haricot Vert, Vernandon (58 days) The most impressive French filet bean in our trial. It had the longest pods (6 inches) and the heaviest yields (almost 1 pound per row foot). Harvest when very slim to capture the maximum in moist, tender flavor. These elegant beans can command a premium in markets. Replaces Bahalores. *New! Caution: very vigorous vines with lots of foliage.*

A-20 Bush Wax, Golden Rocky (54 days) Formerly known as Beurre de Rocquencourt. The best tasting wax bean. Germinates well in cool, wet conditions and retains vigor even under cool night-time temperatures. Noteworthy for its slender, juicy pods that melt in your mouth. Not beany. Pods grow to 6 inches.

A-25 Bush Wax, Golden Butterwax (56 days) From Agway comes this quality white-seeded butterwax impressive for its rich yellow color and straight pods. Golden Butterwax is less juicy, more meaty than Golden Rocky, but less mealy than Keygold, Sungold, etc.

A-30 Pole Bean, Northeaster (55 days) Earliest and best-tasting pole bean we've tried. Ripens almost two full weeks earlier than Kentucky Wonder. Early, vigorous climbers with outstanding flavor. Pods don't get tough even when big. This is one to rave about.

A-35 Pole Bean, Kentucky Wonder (68 days) Also known as Old Homestead. The standard climbing variety that has been a favorite since the mid 1800's. Pole beans have a nutty flavor that make them outstanding for freezing. Pick regularly to maintain quality & production. Not good when fat. Brown seeds.

A-40 Fava Bean, Windsor (75 days) This is the standard variety. Large, flat beans in long, flat pods. Unlike other beans, broad beans should be planted as soon as the ground can be worked. They tolerate frost, but do not thrive in hot weather. Sow the large seeds 3-4 in. apart.

A-44 Bush Lima, Geneva (85 days) Limas are a marginal crop in our climate. But by starting indoors in speedlings or peat pots, transplanting after danger of frost, and using black plastic, you can significantly increase yields. Market grower Alan LePage of Barre, Vt., says they are "absolutely worth the fuss of transplanting."

A-48 Shell Bean, Dwarf Horticultural, Taylor (68 days) This heirloom shell bean may date back 150 years. Early producers of cream-colored pods splashed with carmine red.

A-50 Scarlet Runner Bean (70 days) Climbing beans often grown as ornamentals for their brilliant scarlet blossoms. Must provide trellises, fences, or poles, will grow to 10-12 ft. Can be eaten both as snap or shell (95 days) beans. Beautifully mottled purple & black seeds. Heirloom variety grown as early as 1750 by colonists.

A-53 Dry Bean, Jacob's Cattle (88 days) An heirloom variety popular in New England. Kidney-shaped, dark red speckles on wh. background. For soups & baking. If harvested earlier also make superb shell beans. Seed produced in Maine.

A-54 Dry Bean, Swedish Brown Bean (88 days) Rich flavored dry baking bean very adaptable to our cool climate. This heirloom is brown with a tiny, white eye. Easily ripened even during very poor 1986 season.

A-59 Dry Bean, Agate Pinto (92 days) A bush pinto with medium-sized buff, mottled beans of spicy flavor. Developed by Rogers Bros. Offered every other year, available 1990.

A-62 Dry Bean, Maine Yellow Eye (92 days) Ranks with Jacob's Cattle as our most popular dried beans. Plump, oval, medium-sized beans good for baking & stewing. Not quite as early as Jakes. Seed grown in Maine.

A-68 Dry Bean, Redkloud Kidney (102 days) Early maturing variety of light red kidney baking bean developed at Cornell University. Large stew & soup bean matures at least a week earlier than similar types.

A-71 Dry Bean, Midnight Black Turtle Soup (104 days) This type a tall bush developed by Cornell U. Small, black beans popular for soup. Offered every other year, available 1990.

A-85 Soybean, Butterbean (90 days) We're pleased that we can once again offer this yummy edible green soybean developed by Johnny's Selected Seeds. A good substitute for limas in short-season areas. Ready for picking in Canaan in late August. Many of the pods contain three large beans.

Note: Soldier beans offered every other year, will be available once again in 1991.

B. SWEET, POP, AND FIELD CORN

Sweet Corn: 2 oz packet sows 50 feet, 1 pound sows 400 feet. CAUTION: Our sweet corn seed is untreated and will not germinate in cold, wet soil. Please be patient and wait till soil temperature warms to at least 60 degrees F. before sowing. Tender, will not survive frost. Heavy nitrogen requirements. Rows 3 ft. apart, 5 seeds/foot. Thin to 1 ft. apart. Should be planted in blocks of at least 4 rows to insure adequate pollination. If you have trouble with crows pulling up seedlings, cover sowings with floating row covers. Remove covers at 3-6 in. stage to avoid plant abrasion. Although we know of no sure defense against critters, interplanting with pumpkins may help improve the odds.

B-3 Sweet Corn, Earlivee (69 days) yellow hybrid. Poorer quality than later hybrids, but very popular in short-season areas. Plants 4-5 feet tall with 6-7 in. ears, somewhat irregular. Developed by Dr. Ernie Kerr of Simcoe Experiment Station, Simcoe, Ontario.

B-4 Sweet Corn, Seneca Horizon (71 days) yellow hybrid. Robson selection has developed a good reputation. Good eating for an early corn, with more uniformity and better appearance than Earlivee. Be sure not to harvest until ears are really filled; maturity can be deceptive.

B-8 Sweet Corn, Sugar Buns (74 days) Yellow, sugary enhanced hybrid from Crookham. Has the best eating quality we have yet found in an early corn. About as sweet as our palates like, but not cloying like the supersweets. Ears run 6-7 inches and have 14 rows.

B-9 Sweet Corn, Northern Sweet (75 days) yellow hybrid with shrunken "supersweet" gene. The earliest supersweet corn. 7 in. ears with 12 straight rows. Better germination and seeding vigor than other supersweet types at cold temperatures. Should be isolated from other corns shedding pollen at the same time, or else quality suffers. Seeds shrunken, higher count per oz.

B-10 Sweet Corn, Bodacious (77 days) yellow sugary enhanced hybrid. Besides its name, we liked the exceptionally sweet, tender kernels of this Crookham release. 7-8 inch ears with 18 rows were outstanding in 1988 trial. Unfortunately, a skunk beat us to them in 1989. **New!**

B-23 Sweet Corn, Sugar & Gold (71 days) Bicolor hybrid. Developed 1942 by Agway and still popular in New England. 4-5 foot plants produce 6.5 in. ears with 10 rows. Now surpassed by modern varieties and has become a generic name for all bicolors--much sold as Sugar & Gold is really some other bicolor corn. But we will continue to offer as long as customers demand it.

B-25 Sweet Corn, D'Artagnan (73 days) The earliest sugary enhanced bicolor sweet corn hybrid available. The 7-inch ears have superior quality for this early in the season. From Crookham.

B-27 Sweet Corn, Double Standard (77 days) A real breeding coup by Johnny's, the first open pollinated bicolor corn ever developed. Moreover, it has good vigor in cold soil, ripens early, and is quite tasty. Harvest ears when they are still slender. **New!**

B-30 Sweet Corn, Burgundy Delight (84 days) A midseason hybrid sweet corn from Johnny's with best flavor we've yet found in a bicolor. 7-8 in. ears have purple blush on husks.

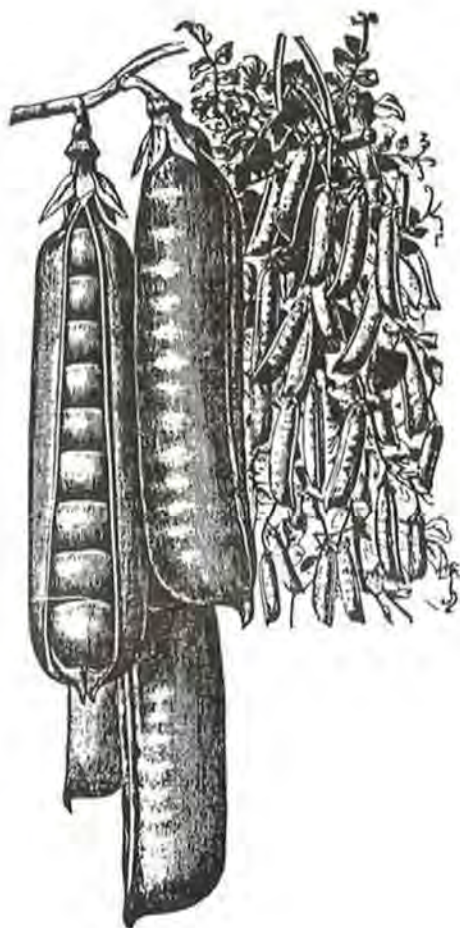
B-43 Sweet Corn, Platinum Lady (83 days) White hybrid has finally surpassed Sugar & Gold as our best selling sweet corn, and deservedly so! We rate this as the best quality eating corn of all. Kernels stay sweet & tender over long picking period. Ears up to 8.5 in. long with 12-14 rows on 7 ft. stalks. Ornamental purple coloring on leaves makes plants very attractive. Exceptionally sweet. Very dependable in our climate, and highly recommended.

B-52 Sweet Corn, Silver Queen (96 days) White hybrid which long set the standard for eating quality in sweet corn. Large, handsome ears, with glossy white creamy, sweet kernels. Plants 7 feet high. **CAUTION:** germinates poorly in cold soil. Will not ripen in northernmost areas, but a good choice where adaptable.

B-56 Dry Field Corn, Mandan Bride (98 days) We've been dazzled by the variety of colors this strain produces. Can be used as a flour corn or an ornamental corn. Believed to originate from the Mandan tribe of North Dakota, Minnesota.

B-63 Pop Corn, Tom Thumb (85 days) An extra early dwarf popcorn. Plants 3.5 ft. tall bear 1-2 ears 3-4 in. long. Refined from an heirloom by Professor Meader of UNH, and Johnny's.

B-66 Pop Corn, Strawberry (90 days) Highly decorative maroon-colored ears which taper slightly to the tip. Colorful kernels pop into a white popcorn. Old heirloom variety. **New!**



C. GREEN SHELL PEAS

Peas: 2 oz packet sows 30 feet, 1 pound sows 240 feet. Young plants very hardy but frost stops production at the blossom or pod stage. Like cool, moist weather; dislike heat. Sow as early as ground can be worked for best yields. All peas produce more when staked; tall varieties must be supported. Plant 8-10 seeds/ft. rows 3 ft. apart (5 ft. if very tall varieties). Hint: early morning picking retards spread of powdery mildew disease and insures best flavor. If you love peas as much as we do, you may want to try for a fall crop. Timing is crucial, as peas ripen slowly in the cool of September, and frost will halt production. We recommend late June planting for fall crop in Central Maine.

C-3 Maestro (55 days) Early Green Arrow-type resistant to powdery mildew. Has become our most popular pea. Extremely heavy yielders under favorable conditions. Set record in our '82 trials with almost 50 pounds per 100 row feet. Long pods fill out only as peas ripen, so easy to pick. 3 foot vines. Does not hold quality well after picking; not a good shipper. **CROP SHORTAGE: ORDER EARLY!**

C-6 Sparkle (55 days) Has become the standard early short-vined type. 1.5-2 ft. vines do not require staking. Sets concentrated pick of fat 3-inch pods. We like Frosty's flavor better.

C-9 Thomas Laxton (58 days) Our customers let us know that we goofed when we tried to discontinue this old time favorite! Although we've never had outstanding total yields, Laxton does bear over an extended period. 3 foot vines need support.

C-12 Early Frosty (60 days) Outstanding quality and sweetness. 2d early variety good for freezing. Holds quality for a long time after picking. Vines grow up to 3 ft. Stake for best results. Susceptible to powdery mildew; performs best in early sowings. Year after year among the best yielding peas in our trials. My favorite.

C-14 Patriot (62 days) Really impressed us in 1987 and 1988. A good yielder on only 2 1/2 foot vines, Patriot matched Mayfair with 8.1 peas per pod in our 1987 plot. Tends to set in concentrated pickings over a short span. Very sweet, good quality peas. Staking optional.

C-15 Little Marvel (63 days) Old-timey home garden favorite bears tightly-packed, nearly-round pods on 18 inch vines. Very sweet. Surprising yields for such a dwarf plant. Introduced 1908.

C-18 Wando (64 days) The one to grow in midsummer, for its hot weather resistance. But quality cannot compare to Frosty, Lincoln, Mayfair. Blunt 3 in. pods on 2.5 foot vines.

C-21 Green Arrow (65 days) Sets the standard for mid-season varieties. Long pods with up to 10 peas per pod on vines up to 30 in. Very heavy yielding. Easy to pick because pods tend to set in pairs at the top.

C-24 Lincoln (70 days) Many still consider this old favorite the sweetest pea. Mid season. 3-3.5 inch slender curved pods filled with very sweet peas. Vines up to 3 feet. Stake for best results. Susceptible to powdery mildew.

C-27 Mayfair (72 days) More people should try this staking pea from Agway developed at New York Experiment Station. Its 40-inch vines make concentrated sets of large, sweet pods which are easy to pick. In three of the last six years, including 1987 and 1988, it has been our highest yielding pea. Had 8.1 peas per pod in 1987.

C-30 Alderman or Telephone (75 days) Another old-time favorite, and one of the best-tasting. Vines 5-6 ft. must be staked. Pods avgd. almost 5 in. with 8.3 peas per pod, best of the 11 varieties in our 1989 trial.

D. EDIBLE PODDED PEAS

Snow/Snap Peas: Culture same as shell peas. Snow peas should be harvested before pods fill out. Snap peas taste sweetest when fully filled.

D-5 Snow Pea, Dwarf White Sugar (59 days) A 1941 Agway introduction which ripens very early. 3 ft. vines need support, produce abundant yields at top of plants. Easy to pick. Pods small (2-2.5 in.) and tender. Earlier, taller, pods shorter and lighter green, sweeter and more tender than Snowflake. Susceptible to yellows.

D-8 Snow Pea, Blizzard (61 days) Customers continue to rave about this medium-vined snow pea which produces an avalanche of sweet, thin, 3-inch pods. Its concentrated sets are extremely easy to pick. We have not found any others in the class that even come close to it.

D-10 Snow Pea, Oregon Sugar Pod II (62 days) Short-vined snow pea from Oregon State University. Pods 4 inches long, vines 2 to 2.5 feet. Fruit tends to set within foliage, so difficult to pick. Susceptible to powdery mildew. Good choice in sandy soils or under dry conditions.

D-15 Snow Pea, Mammoth Melting Sugar (72 days) The standard climbing snow pea. Vines grow 5-7 ft., must be staked. Very heavy yields of 4-5 in. pods. Continues to produce if kept picked clean provided powdery mildew does not strike. Very sweet eaten raw as well as sautéed.

D-25 Snap Pea, Sugar Ann (58 days) 1983 Silver All-America winner from Sugarsnap breeders Gallatin Valley. Dwarf 2 ft. vines. The earliest snap pea. Ripened June 21 in our 1982 trial. Very good quality, sweetest of the dwarf snap peas. Not as heavy yielding as tall Sugarsnap. Use to start the season.

D-30 Snap Pea, Sugarsnap (68 days) The most exciting new vegetable variety in many years, won coveted Gold All-America selection in 1978. Vines grow 5-7 ft., must be staked. Best quality when pods are fully filled out. Delicious raw. Susceptible to powdery mildew. None of the dwarf varieties comes close to its sweet flavor.

D-35 Snap Pea, Sugarrae (71 days) Dwarf sugarsnap type with concentrated sets of pods. 2.5 ft. vines, resistant to powdery mildew, are a good choice for mid-late season crops. Pods tougher than Sugarsnap or Sugar Ann, not as sweet, but still good for extending the season.

D-38 Snap Pea, Sugar Lode (72 days) Rogers Bros. invited us to name their new release. Our choice stems from the tremendous yields of these bushy three ft. plants in our trial. We harvested 34 pounds in concentrated sets from only 52 feet of row. Although the pods are slow to sweeten, they have a good pea flavor which becomes sugary when they are full. Because they hold well in July's heat, we view this as a possible future replacement for Sugar Rae. **SEED IN SHORT SUPPLY, LIMIT 2 OZ. PER PERSON. New!**



E. CUCUMBERS

Cucumbers: 3 gram packet sows 20 feet, 1 ounce about 180 feet. Very tender, will not survive frost. Sow in rows 3 ft. apart or in hills 4 ft. apart thinning to 3 best plants. Combat striped cucumber beetles by handpicking early AM when the dew makes them sluggish, or dust with rotenone, or use floating row covers, removing when cukes flower. Pick frequently for best production.

E-3 Pickling, Northern (48 days) Fine short-season pickler with excellent early yields. Black-spined fruits. Developed by Dr. Russell Bailey at the University of Maine about 30 years ago, and introduced by Johnny's in the late 70's.

E-4 Pickling, Express (48 days) F-1 hybrid. This handsome pickler really lived up to its name, outperforming all others in our 1987 trial. Bore most of its fruit in first three pickings in July when the market for cukes was still strong.

E-6 Pickling, Calypso (52 days) F-1 hybrid. Heavy yielding hybrid of gynocious type. Fruits medium dark green with white spines.

E-13 Slicing, Spacemaster 80 (58 days) Small bush-type plants produce remarkable numbers of cucumbers in very small space. More a home garden than commercial variety. First pickings usually marketable. Prone to misshapen fruits later in season. Must pick regularly to maintain its vigor.

E-16 Slicing, Gemini 7 (61 days) F-1 hybrid of gynocious type. White-spined. Keeps producing good quality dark green fruits till frost.

E-19 Slicing, Marketmore 76 (63 days) Probably the leading slicing variety in the northeast. Dark green 8-8.5 in. fruits show good uniformity. Vines vigorous throughout season. Good disease resistance. Developed by Dr. Henry Munger of Cornell University.

E-20 European Cucumber, Rollinson's Telegraph (60 days) European cucumbers have an entirely different texture from American ones. They are long (10-12 in.) slim, smooth-skinned fruits with a very delicate, mild flavor, never bitter. They must be trellised to avoid curved and misshapen fruits, but they are not hard to grow.

E-23 Suyo Long (61 days) Unusual Chinese cucumber grows up to 15 inches long with a curly shape. A sweet but very mild burpless flavor.

E-27 Middle Eastern Cucumber, Hylares (58 days) F-1 hybrid. Trial gardener Jeanne Griffin reports: "My husband doesn't like cukes, BUT he loved these!" The uniform glossy green smooth-skinned fruits are just so refreshing and cooling to enjoy on a hot day! They don't have any of the bitterness of American cukes. They are best picked about five inches long and popped right in your mouth. New!

E-31 Lemon (68 days) Salad chefs are rediscovering this specialty variety which dates back to 1894. Heavy yields of rounded 3 in. fruits shaped somewhat like lemons and yellow-skinned. Very crisp & sweet; never get bitter and one of the best for eating right out of the garden.

F. MELONS

Muskmelon: 1 gram pkt=35 seeds, plants 5 hills. **Watermelon:** 1 gram pkt=24 seeds, plants 4 hills.

YOU CAN GROW VINE-RIPE MELONS IN MAINE: HERE'S HOW

In the last three years vine-ripened melons have come to be the highlight of our farm trials. We feel that we offer the best selection of short-season melons available in any seed catalog. We have succeeded at least once with every one of these varieties. Melons are a tender crop with high nitrogen requirements. They love heat, cannot stand frost, and can even be damaged by night temperatures below 40. They require some extra fussing, but oh! are the results ever worthwhile!

1) Select varieties that will ripen in your climate. Early Chaca, Earligold and Yellow Doll are the surest bets. Pulsar, Rocky Sweet, Burpee Hybrid, Sugar Baby and You Sweet Thing will work in most areas. Pancha, Hale's Best, Ambrosia, Earli-Dew, Honeyshaw, Sweet Favorite, and Moon & Stars may present more of a challenge.

2) Start indoors around May 1 in peat pots. Melons resent transplanting but will take without setback if their roots are not disturbed.

3) Prepare hills in advance with liberal amounts of well-rotted manure or compost. Be sure melons will not be adjacent to other crawling plants like cucumbers and winter squash. They have no chance against these more vigorous competitors!

4) Transplant at the onset of a heat wave after all danger of frost is past. Water heavily and if soil is dry, place a temporary hay mulch around plants. Remove hay as soon as rain is imminent.

5) Use floating row covers such as reemay over plants, but to avoid abrasion do not allow covers to touch plants. Covers are essential to protect plants from insect damage and raise temperatures during those first vulnerable weeks.

6) Use black plastic mulch between plants.

7) A foliar feeding program will speed ripening.

8) Remove row covers before buds open. They can be replaced when you don't desire any more fruit to set.

9) To reduce rot loss, rotate ripening watermelon fruits occasionally. To reduce mouse damage and rot, place ripening muskmelons on bricks.

10) Inspect your patch *daily* at ripening time. Check fruits for aroma and color and pull gently on those that appear to be ripe. They are ripe if the pressure causes them to slip from the vine. Some melons should be harvested just before this full slip stage.

11) Enjoy an incomparable taste treat!

F-3 Charentais Melon, Early Chaca (73 days) F-1 hybrid. We've been captivated by the flavor and aroma of these French melons! Early Chaca is the most delicious early melon we've ever grown. And it is nearly a cinch to vine-ripen in Maine. Harvest the 1 1/2 pound fruits when they develop aroma as rind begins turning orange, then ripen at room temperature for 48 hours. Slice in half crosswise and serve like a grapefruit. Makes two perfect servings. Replaces Flyer because of its superior flavor. **New!**

F-4 Muskmelon, Earligold (78 days) F-1 hybrid. Our earliest full-size melon boasts much more flavor than Sweet Granite or Alaska. Makes a concentrated set of 2 1/2 pound heavily netted, orange-fleshed fruits of somewhat uneven quality. The best ones are rich and musky, but some others tend to be watery. They taste best if they ripen during a warm spell. Skin will turn buff with a melony aroma when ripe. **New!**


F-5 Green Muskmelon, Rocky Sweet (85 days) F-1 hybrid. The first green-fleshed cantaloupe we've offered features large 3 lb. round fruits with dark green netted rind. The sweet, juicy flesh has a flavor reminiscent of a honeydew but with a smoother texture. Harvest when the rinds blush deep yellow before full slip and allow to finish ripening indoors. Fruits have a tendency to develop cracks or rot spots if left on vine till full slip. One of my favorites in 1989. **New!**

F-6 Muskmelon, Pulsar (86 days) F-1 hybrid. Only a few days later than Alaska, but far its superior in sweetness, muskiness, and even size and disease resistance. These 5 lb. fruits were among the stars of our outstanding 1988 melon trial. Orange flesh is slightly grainy, exceptionally sweet and aromatic. What a treat!

F-7 Muskmelon, Burpee Hybrid (88 days) The first full-size vine-ripened muskmelon I ever ate was a Burpee Hybrid. What a revelation! The musky, succulent 3-4 pound fruits have been the choice of discerning market growers since 1955. Fruits heavily netted with distinctive ribbing and delectable orange flesh. Ripe at full slip.

F-8 French Melon, Pancha (89 days) The star of our 1988 trial and Jeanne Boelsma's 1989 trial for us. You have to taste this cross between a French Charentais and American cantaloupe to experience just how good a melon can be! 2 1/2 to 3 lb. oval fruits of exceptionally smooth texture, incomparably sweet, aromatic taste. Highly prolific vines just crank out the melons. Ripe at full slip.

F-9 Muskmelon, Hale's Best Jumbo (90 days) The best open-pollinated muskmelon we've raised, this old favorite is a little late to ripen, but worth growing where adaptable. Its 3 pound fruits have a deep musky flavor with a nice smooth texture. **New!**



F-10 Muskmelon, Ambrosia (91 days) This sweet, juicy, salmon-fleshed melon is the choice of discriminating growers in areas where the season is sufficiently long. Round fruits average 4 pounds with thick flesh and very small cavity. The taste lives up to its name. Can harvest when fruits begin to blush yellow before full slip, and finish ripening indoors, as fruits tend to crack before full slip in cool conditions. *Caution: Not adaptable in short season areas.*

F-13 Watermelon, Yellow Doll (70 days) F-1 hybrid. We prefer yellow-fleshed watermelons to red for their rich, sweet flavor. This is one of the earliest and sweetest of the yellows. Round, striped icebox 4-7 pound extra-sweet fruits on a semi-compact vine. Go ahead, try something new! This may be the best watermelon you ever tasted.

F-14 Watermelon, You Sweet Thing (75 days) F-1 hybrid. Round, luscious, rose-fleshed watermelon will produce fruits up to 12 pounds. Easier to vine-ripen than any other red type we've tried. Worth a try even if you have trouble with watermelon. From Sakata in Japan.

F-16 Watermelon, Sugar Baby (80 days) The standard northern icebox watermelon type grows fruits 8-10 lbs, dark green on outside and deep red on inside.

F-18 Watermelon, Sweet Favorite (88 days) F-1 hybrid. 1978 All-America winner from Sakata. The best oblong watermelon for the north. Set farm record with 13-pounder in 1987; consistently reaches 10 lbs. Flesh sweet, bright red. Green rind w/ dark stripes.

F-19 Watermelon, Moon and Stars (100 days) We were among the first seed companies to reintroduce this celebrated heirloom variety. Believed last offered commercially by Harris Seeds in the 1930s, this unique genetic mutation was almost lost forever. After nearly a 4-year search it was located by the Seed Savers Exchange on a farm near Macon, Missouri. Dark green watermelon is notable for its beautiful yellow spots which range in size from a pea to a silver dollar or larger. Pink flesh. *CAUTION: Although we have seen several lusty specimens grown by Mainers, it requires a good growing season to ripen in the north. Needs heat to set fruit.*

F-23 Honeydew Melon, Earl Dew (88 days) F-1 hybrid. A delicious green-fleshed smooth-skinned melon suitable for cool northern areas. Fruits 2.5-3 lbs. about 5.5 in. in diameter bluish yellow when mature. From Petoseed in Cal.

F-26 Crenshaw Melon, Honeyshaw (91 days) F-1 hybrid. An exotic melon adaptable to much of our area. Its rich flavor has an indescribable tang which makes you go back for more! Best of all, its teardrop-shaped fruits size up to 7-10 pounds for a lot of eating enjoyment! Orange flesh. Rind turns from green to buff yellow as it ripens. Provided it has reached full size, Honeyshaw will ripen indoors even when picked green. New!

G. SUMMER SQUASH

Packet sows 3-6 hills, 1 ounce 40 hills. Tender, will not survive frost. Sow in hills 4 ft. apart, 6 seeds/hill. Thin to 2-3 best plants. Pick squash when small for best flavor. Floating row covers can hasten maturity by 1 to 2 weeks.

G-3 Zucchini, Seneca (48 days) F-1 hybrid. Early, very prolific slim dark green fruits.

G-6 Zucchini, Cocozelle (53 days) Italian-style zucchini with light green stripes. **G-8 Zucchini, G-8 Zucchini, Gold Rush** (54 days) F-1 hybrid. Open plant habit and golden color make the cylindrical fruits easy to find. 1980 All-America winner has caught on with home gardeners and market growers.

G-13 Yellow, Seneca Prolific (51 days) F-1 hybrid. Heavy-yielding yellow straightneck squash for the north. High yields early.

G-15 Yellow Crookneck Squash, Sundance (47 days) F-1 hybrid. Hybrid crookneck ripens almost 2 weeks earlier than standard Yellow Crookneck! And it keeps right on cranking out until frost finally halts it. We averaged 18 fruits per plant in 1987!

G-16 Yellow Crookneck (58 days) Deep yellow fruits with bulbous shape and narrow, curved necks. Best when picked young. Popular since around 1900.

G-20 Patty Pan, Sunburst (52 days) F-1 hybrid. Gourmets consider Patty Pan the most appetizing of the summer squashes, and Sunburst is the most attractive of the Patty Pans with its bright yellow skin. 1985 All-America winner.

HI. WINTER SQUASH/CUCURBITA FRUGALIS

Packets vary from 30-60 seeds, plant 6-12 hills. 1 oz sows 20-40 hills, depending upon seed size. Allow 4-6 feet per hill. Tender, not frost hardy. Heavy nitrogen feeders. Use floating row covers for earlier ripening. For best flavor and longer storage, field cure for at least 10 days after harvest, covering if hard frost threatens.

H-3 Ebony Acorn (90 days) 1.5-2 pound black-green ribbed fruits. Good for baking. Dry flesh. Best eaten within 3-4 mos. after harvest.

H-13 Bush Buttercup Emerald strain (80 days) Buttercup squash with a mostly bush habit. Fruits generally a lighter green than Burgess Buttercup, not as uniform but ready 2 weeks earlier, and vines take up much less space.

H-16 Burgess Buttercup (95 days) Sweet-flavored deep orange flesh makes it New England's favorite winter squash. 4 lb fruits have acorn-shaped button on the blossom end. Stem is well-dried when ripe.

H-23 Ponca (90 days) Baby butternut type. Fruits average 2 lbs., ripen tan without green streaking. If Waltham Butternut requires too long a season, then Ponca is the one for you.

H-26 Waltham Butternut (105 days) Elegant 9-in. long tan fruits weighing 4-5 lbs. Orange, dry flesh has a sweet, nutty flavor. Excellent keeper. 1970 All-America winner. CAUTION: often fails to ripen in northernmost areas.

H-33 Baby Blue (95 days) Cross between a Blue Hubbard and a Bush Buttercup. Plants much more compact than Blue Hubbard, and fruits much smaller (2-4 lbs.).

H-36 Blue Hubbard Squash (100 days) Bright yellow-orange dry, sweet flesh. The one to grow if you have a large family. Vines crawl all over garden; fruits grow to 15 lbs and up. Traditional New England favorite. Good stuffer.

H-43 Spaghetti Squash (88 days) A novelty item which caught on and now has devoted followers. Attraction is the spaghetti-like strings in the flesh. Flavor is rather bland. Buff skin turns pale yellow at maturity.

H-47 Gourds, Small Ornamental Mixed (95 days) Mixture of early-maturing types; 8 kinds, with small spoon, bicolored pear & small orange most prevalent.

H-48 Gourds, Small Warty Mixed (95 days) Contains a mix of pear-shaped, scalloped and round warty gourds in a variety of colors and markings, including greens, white-grey combos, and yellow-green combos. Baseball sized. New!

H-49 Gourds, Shenot Crown of Thorns Mixed (95 days) A mixture of different colors and markings. These small gourds have pointed ribs that look like teeth. New!



H-53 Pumpkin, Baby Pam (99 days) SORRY NOT AVAILABLE IN 1990 due to crop failure.

H-55 Pumpkin, New England Pie (102 days) The standard small sugar pumpkin ideal for pies. Has been a favorite since around 1860. Fruits average 5 pounds, slightly more than Baby Pam, but take a tad longer to ripen.

H-56 Pumpkin, Young's Beauty (105 days) If Autumn Gold's ability to color before maturity doesn't impress you, and its tendency to produce irregularly-shaped fruits disturbs you, you may want to switch back to the open-pollinated Young's Beauty. We've decided we prefer the Beauty's 10-15 lb. dark orange-skinned pumpkins in the classic round shape. Returns to our list after a 2-year absence. *Caution: not adaptable in northernmost areas.*

H-58 Pumpkin, Connecticut Field (115 days) Big pumpkin for Jack O'Lanterns gets 15-25 lbs., sometimes more. Ripens for us in good years, but often we must pick green & sun cure.

H-59 Pumpkin, Big Max (120 days) Your kids can have fun growing this for the fair. They will need your help to get it into the exhibition hall, though, because it typically weighs 50-100 pounds and measures up to 70 inches in circumference! After the fair, it will make a great Jack O'Lantern. Or, if you don't carve it, you can use it as a temporary chair! New!

H2. WINTER SQUASH/CUCURBITA INFLATA

H-62 Burpee's Early Acorn Hybrid (84 days) F-1 Hybrid. Sweeter and drier than other acorns we've tried, this was one of 1987's big surprises. Large, top quality fruits get up to 4 pounds, yet ripen a week ahead of Ebony. Saves some space with its large bush habit.

H-66 Sweet Mama (88 days) F-1 hybrid. If you like Buttercup squash you should try Sweet Mama, a grey-green, drum-shaped buttercup type without the cup. Significantly earlier than Burgess with outstanding sweet flavor. The best large winter squash. 1979 All-America winner. New!

H-71 Delicata (100 days) Also known as Sweet Potato Squash. In my opinion, the best winter squash. What a treat! Not only are the ivory-colored fruits with dark green stripes lovely, but also the flavor is unsurpassed. Fruits are small, weigh 1-2 pounds and are excellent keepers. Cut in thin strips or rings and bake. Highly recommended.

H-73 Sweet Dumpling (100 days) We were going to drop this variety until Bud Wallace said they tasted as good as Burgess Buttercup. While we might debate his opinion on the taste, we cannot dispute that these elegant ivory-colored fruits with green stripes, shaped somewhat like miniature pumpkins, look so stunning that they sell themselves on the stand. Fruits avg about 1 lb. Dry, orange flesh is tasty only when dead ripe; underripe fruits will be starchy and insipid.

H-81 Red Kurl (92 days) All agree the spectacular red-orange fruits are among the most attractive squashes. But comments on their flavor have ranged from "the best winter squash" to "glorified zucchini, flavor like water." We think the truth lies somewhere in between. We like the dry flesh of this Japanese squash.

H-83 Green Hokkaido (98 days) Seed organically raised in Maine. Slate-green fruits with thick yellow, very dry flesh, have outstanding eating quality. Ribbed & rounded fruits slightly smaller than buttercups. Not heavy yielding. **CROP SHORTAGE IN 1989, ORDER EARLY!**

H-90 Pumpkin, Jack Be Little (95 days) Tiny, ornamental pumpkins weigh only about a half pound. They're great for decorations and a big hit with kids. Flattened, heavily ribbed miniatures with vigorous stems.

H-94 Pumpkin, Autumn Gold (98 days) F-1 hybrid. Even northernmost growers can vine ripen medium sized pumpkins with 1987 All-American winner Autumn Gold. 10-15 lb. fruits are yellow, not green, when immature, ripen to a deep orange.

H-97 Pumpkin, Triple Treat (110 days) We grew these looking for a variety with hullless seeds. What we found was a surprise: the seeds do have paper-thin hulls suitable for raw treats or roasting if you're not fussy. But the real surprise was the quality of the thick orange flesh which made some of the best pies we ever ate. Round fruits avg 6-8 lbs, somewhat late to ripen.

I. CARROTS

Carrots: 5g packet sows 50 feet, 1 ounce 280 feet. Very hardy. Early carrots can be sown by late April. Can take up to 3 weeks to germinate; keep rows from drying out for faster emergence. Sow carrots for winter storage June or July. Thinning is critical: at 3 in. high thin to 1/2 in. apart, at 6 in. thin again to 1 in. apart.

I-3 Carrot, Kinko 6 inch long type (57 days) Slightly longer and heavier roots than regular 6 inch Kinko, and a couple of days later to mature. This Chantenay type is a good early-season choice. Small, conical, stump-rooted carrots of deep color and sweet flavor. Good cold soil emergence.

I-6 Carrot, Minicor (55 days) Another excellent choice for 1st baby carrots of summer. So named for its very small cores. Very slender roots 6-7 in. long, of exceptionally sweet flavor.

I-12 Carrot, Scarlet Nantes (68 days) Old-time favorite Nantes variety with bright orange roots averaging 6-7 inches.

I-15 Carrot, Nantes Fancy (68 days) A classy open-pollinated Nantes. Roots 7 in. long with exceptionally good color, flavor. Very uniform. Does well even when overcrowded. Excellent keeper. Always our most popular carrot.

I-17 Carrot, A Plus (69 days) Noteworthy for its extra high vitamin A content and its rich core color. Grows slowly but makes good size. Emperor type with better flavor. Can be difficult to pull.

I-22 Carrot, Danvers 126 (75 days) Old-time open-pollinated variety considered a fine storage carrot. Orange red roots 7-7.5 in. long, 2-2.5 in. across taper to a blunt end.

I-28 Carrot, Napoll (52 days) F-1 hybrid. Replaces Mokum. Like Mokum sizes up very quickly so ideal for early bunch carrots. Unlike Mokum will grow full 6-7 in. without developing green shoulders. Blunt tipped Nantes type, earliest of its type.

I-30 Carrot, Clarion (60 days) F-1 hybrid. For years we preferred Pioneer in this class, but in 1986 the Clarion outperformed Harris' old favorite. Clarion sized early, so is suitable for both early and mid-season carrots. Crisp Nantes type of exceptional deep-orange color makes classy-looking roots, very long for a Nantes, with outstanding taste. Very small seed.

J. OTHER ROOT CROPS

Beets: 5g packet sows 30 feet, 1 ounce about 180 feet. Hardy. Can be sown almost as soon as ground can be worked. Thin for use as greens. Lutz variety must be thinned to 4 in. apart, others require less rigorous thinning. **Radishes: 5g packet plants about 20 feet, 1 oz sows 100 feet.** Hardy. Can be sown early. Easy to grow, quick to ripen. **Rutabaga/Turnip: 5 gram packet sows 60 feet, 1 oz sows about 400 feet.** Hardy member of Crucifer family (same as Cabbage).

J-3 Beet, Early Wonder Tall Top (48 days) Quick emergence in cold soil and attractive purple tops make this the one to grow for early beet greens and bunching beets.

J-6 Beet, Red Ace (50 days) F-1 hybrid. Sweet early season beets. Market growers will really go for its uniformity and perfect shape. Very similar to Early Wonder but more refined. Purple tops.

J-8 Beet, Burpee's Golden (55 days) Gains in popularity each year and now a market specialty. Roots are golden instead of red, very sweet, and do not bleed like red beets.

J-9 Beet, Formanova (56 days) Customers demanded its return to our list. Cylindrical beet grows 6 inches long. A good pickling or processing beet.

J-12 Beet, Lutz Green Leaf (60 days) Also known as Winter Keeper, this is the best one to grow for winter storage. Fruits remain sweet even when large. Tops are glossy green without any purple. For good size roots thin to several inches apart.

J-15 Beet, Detroit Dark Red Medium Top (60 days) Standard late variety for home gardeners and canners. Globular, smooth, uniform roots with tender ox-blood red flesh. Variety dates back to 1892.

- J-23 Parsnip, Harris Model** (120 days) Sweet-flavored, smooth-tapered roots average ten inches. For better performance, prepare raised beds, especially in heavy soils. Parsnips taste sweeter after overwintering, a real spring treat! Seed is short lived; if you are planning to use old seed, germ test in paper towels before sowing.
- J-31 Radish, Cherry Belle** (25 days) A good, smooth, red-skinned bunching radish, making uniform balls three-quarters of an inch across with firm white flesh.
- J-32 Radish, Easter Egg** (25 days) Kids love this fascinating radish which comes in shades of pink, purple, red, violet & white. Still good even when large.
- J-33 Radish, Champion** (25 days) Smooth, scarlet roots with firm, mild flesh grow quickly to edible size. One of the easiest vegetables to grow.
- J-35 Radish, French Breakfast** (26 days) Medium length scarlet root with a white tip. An old favorite. **New!**
- J-36 Radish, White Icicle** (30 days) Firm, tender white-fleshed roots for the home garden.
- J-43 Dalkon Radish, Tokinashi** (70 days) Large white roots of this oriental radish can exceed a foot in length. A must in macrobiotic cooking. This variety well adapted to spring planting. Roots crisp and pungent.
- J-53 Rutabaga, American Purple Top** (90 days) Purple-top roots with pale yellow flesh.
- J-63 Turnip, Purple Top, White Globe** (50 days) Popular variety w/ purple tops, wh. bottoms.

K. ONIONS

Onions/Leeks: 3g packet= 700-1000 seeds, 1 ounce 7,000-10,000. Start indoors in Feb. or March and transplant out in May. Set leeks 6-12 in. apart, onions 4-6 in. Harvest onions after tops fall, field cure about 10 days. Survive light frosts.

K-2 Leek, King Richard (75 days) We've grown both King Richard and Inverno, and we feel that King Richard is the better. It is heavier yielding, can withstand light September frosts, and makes long, thick, delicate flavored stalks.

K-6 Leek, Nebraska (90 days) Nebraska is excellent for a really broad soup leek. It fills the need for a leek which has good frost resistance and can be harvested till very late fall. **New!**

K-13 Mini Onion, Quicksilver (55 days) Matures in time to be enjoyed with peas. Skinless round white bulbs grow to ping pong ball size. Excellent picklers.

K-16 Bunching Onion, Evergreen Hardy White (65 days) For scallions. Hardy variety can be overwintered even in severe climates.

K-19 Onion, Early Yellow Globe (100 days) Medium-hard yellow onion with thin neck averaging 2.5-3 in. in diameter. Suitable for storage till mid-winter.

K-22 Onion, Copra (104 days) F-1 hybrid. Hard, medium-sized storage onions with blocky round shapes and thin necks.

K-25 Onion, Southport Red Globe (105 days) Purple-red round bulbs will store 4-6 months under proper conditions.

K-32 Onion, Sweet Sandwich (110 days) F-1 hybrid. Our choice for those customers who have been asking for a milder storage onion. As they store, the large onions mellow out.

K-38 Onion, Walla Walla Sweet Spanish (125 days) This onion became famous in the Pacific northwest for its juicy, sweet flavor. In recent years, its reknown has spread across the country. It comes from Walla Walla, Wa, where it can be wintered over. In our harsher climate it must be sown in the spring for fall harvest. Large onions are known for their mildness as soon as they come out of the ground. They will not store. **New!**

L. GREENS

Spinach: Packet sows about 50 feet, 1 oz plants 150-200 feet. Very hardy. Must be planted as soon as the ground can be worked in the spring to avoid early bolting. For fall crop try late Jul-Aug. sowing, to overwinter, sow late Aug.-Sept. Heavy nitrogen requirements. Hint: pick large leaves often for heavier production. Collards: 2 g packet sows 40 feet. Very hardy members of crucifer family. Sow mid-June for fall crop. Chards: 2g packet sows 30 feet, 1 oz plants 200 feet. Hardy. Parsley: 2g packet sows 30 feet, 1 ounce 400 feet. Very hardy. Very slow to germinate (up to 30 days). Use radishes to mark rows.

L-3 Swiss Chard, Fordhook Giant (50 days) Broad white stems, leaves dark green and savoyed with white veins. The standard variety.

L-6 Rhubarb Chard, Ruby Red (59 days) Deep crimson stalks, dark green leaves.

L-21 Collards, Champion (60 days) Rich dark strain selected from Vates to stand longer. We thought only southerners ate these, but you proved us wrong, so we'll keep on offering them.

L-33 Mustard, Green Wave (45 days) Bright green color. Hot, mustardy flavor.

L-43 Parsley, Forest Green (75 days) Combination double & triple curled with long, upright stems. Holds color well all season.

L-46 Parsley, Plain Leaf (80 days) Dark Italian leaf parsley. Flat, glossy dark green leaves with strong parsley flavor.

L-47 Mache, Large Leaf Round (60 days) This is a vigorous growing, large-leaf strain of corn salad, the peasant green that has now gained favor in higher social strata. **New!**

L-48 Sorrel, (60 days) Perennial often known as "sour grass" likes cool weather, acid soil, and plenty of water. Lemony flavored sword-shaped leaves add tang to soups and salads. To maintain steady supply of tender leaves, keep cutting and never let seed stalks mature.

L-49 Arugula (47 days) Also known as Rocket or Rocket. Tangy green will spice up your salad. Good choice for fall harvest as bolts quickly in heat. A prime ingredient in Mesclun.

L-53 Spinach, Indian Summer (39 days) F-1 hybrid. A high-yielding dark green spinach with partly crinkled leaves. Seems to require warmer soil than Long Standing Bloomsdale, but it is much more bolt-resistant in warm weather.

L-55 Spinach, Winter Bloomsdale (42 days) Dark green savoyed variety recommended for early spring and fall plantings because of tolerance to cold temperatures.

L-56 Spinach, Long Standing Bloomsdale (42 days) The standard crinkly leaved spinach. Very good cold emergence. Recent hybrids surpass it in production and bolt resistance. David Landreth, founder of the Landreth Seed Company, since 1784 the oldest continuous seed dealership in the United States, developed the original Bloomsdale Spinach, forerunner of this type.

L-59 Spinach, Tye (44 days) F-1 Hybrid. Outstanding 4 straight years in our tests. Outperformed other varieties both in yields and ability to stand. Holds a week longer than other kinds. Upright habit. Leaves very savoyed.

L-62 Spinach, New Zealand or Tetrage (52 days) Don't let the name fool you. This is not a true spinach. Doesn't look like one or taste like one. But it stands through the hot summer when regular spinach bolts, and some find it an acceptable substitute. Will withstand frosts down to the low 20s. Nut-like seeds are customarily slow, poor germinators. Be patient and don't give up too soon. Only a few plants are needed to fill in your patch.

L2 ORIENTAL GREENS

Mustard: 2g packet sows 45 feet, approx 15,600 seeds per oz. **Pac Choi:** 2g packet sows 35 feet, approx 12,500 seeds per oz. **Chinese Cabbage:** 2g packet sows 30 feet, approx 9,500 seeds per oz.

L-71 Mizuna (Kyona) (40 days) Vigorous Japanese mustard produces slender white stalks with deeply cut and fringed dark green leaves. Not pungent. Only one planting needed for full season production.

L-72 Mustard, Red Giant (45 days) Its large purple-tinted savoyed leaves make the 18 inch plants very decorative. Gene disparagingly compares their taste to horseradish. I prefer to call it "peppery". It is less hot during cool weather. This Japanese mustard is a standard ingredient in spicy Mesclun mixes. New!

L-74 Tatsol (45 days) Spoon-shaped thick dark green leaves make compact rosettes with mild brassica flavor. Nikos' favorite green for 1988. Good stir-fried.

L-81 Mel Qing Choi (45 days) F-1 hybrid. The baby Pac Choi with green stems which likes cool temperatures. Bolt resistant. Vase-shaped plants have broad petioles with beautiful green leaves.

L-83 Pac Choi, Prize Choy (50 days) Classy pac-choi with celery-like white stems and vase-shaped 15-18 inch tall heads.

L-93 Chinese Cabbage, Nagoda (70 days) F-1 hybrid. A versatile type suitable for spring and summer crops without bolting. 3-5 lb. barrel-shaped heads of good quality.

M. STANDARD BRASSICA (days to maturity from date of seeding.) Broccoli, Cauliflower, Cabbage, Brussels Sprouts: 1g packet almost 300 seeds, sows 20-25 feet, 2 grams sow 45 feet. Approx. 8,000 seeds per ounce. Hardy. May be started indoors Mar.-Apr. for setting out in May, or direct-seeded in May. Require warm temperatures to germinate, but need 60s during seedling stage for optimal growth. Higher temperatures make seedlings leggy. Heavy feeders, need regular moisture and 2-3 foot spacing for best growth. Combat flea beetles with rotenone, cabbage loopers with dipel, or use floating row covers. When cauliflower heads first appear, tie leaves over curd to prevent heads from discoloring. Some brassica varieties perform poorly in hot summers. Cauliflower and Broccoli are damaged by hard frosts, especially in spring.

M-5 Broccoli, Umpqua (95 days) 1989 trial results indicate that this may fill the glaring need for a reliable open-pollinated broccoli with tight heads. This new broccoli, developed near the Umpqua River in Oregon by Territorial Seed Company makes 5-6 in. heads that are more regular and darker green than Waltham 29. A small percentage of the plants are inferior throwbacks with smaller heads.

M-23 Cabbage, Early Jersey Wakefield (63 days) Standard, old variety with compact medium 2-3 lb pointy heads. A good early variety which has been around since the 1800's.

M-26 Red Cabbage, Lasso (75 days) Slightly dwarfed variety with attractive round 2-3 lb. heads. Few wrapper leaves. Formerly known as Lasso.

M-28 Savoy Cabbage, Des Vertus (95 days) French variety was the best savoy cabbage in the trial. Medium green heads are large, averaging 4-6 pounds. Flavor is mild and juicy semi-sweet. Replaces Savoy Chieftain. New!

M-32 Cabbage, Superior Danish (98 days) Similar to Danish Ballhead but of superior quality in that it is earlier and heads grow larger. Heads blue-green with red tinges on wrapper leaves, can get to 7 or 8 pounds. Holds well in the field. Can be stored through first part of winter.

M-53 Kale, Konserva (60 days) Heavier yielding than Vates. Plants grow 2-2.5 ft. tall, leaves curl in cold weather. Kale is very nutritious and exceptionally cold-hardy.

M-63 Kohlrabi, Early White Vienna (58 days) Early dwarf variety with short tops and medium-sized stems. Bulbs have white, crisp, tender flesh with a pungent taste. Best harvested young.

N. MOSTLY HYBRID BRASSICA (days to maturity from date of seeding)

N-3 Broccoli, Packman (73 days) F-1 hybrid. The best choice for earliest broccoli, since we cannot get seed for our old favorite Bravo. Packman produces 6-7 inch heads, somewhat flat-topped. Usually reliable but will button if stressed by extreme cold or excessive moisture. From Petoseed.

N-10 Broccoli, Emperor (78 days) F-1 hybrid. Growers' choice because it has the most perfectly domed heads which stay very tight on long stems. Heads avg 6-8 in., quite uniform except in very hot weather. The best producer of side shoots we've ever seen, continuing nonstop till cold weather, some big enough to be marketed as main heads! Our best selling broccoli.

N-12 Broccoli, Premium Crop (82 days) F-1 hybrid. The standard main crop broccoli for commercial growers. Uniform, dependable with large 8-inch heads. Very few side shoots. Harvest early in rainy weather to avoid rot in centers. 1975 AAS winner from Takii in Japan.

N-15 Broccoli, Green Vallant (90 days) F-1 hybrid. The best fall broccoli but tends to irregular heads in midsummer heat. Compact plants with very dense light green heads on heavy stems. Even at 8-9 inches diameter, heads remain extremely tight. 2nd only to Emperor as prolific side shoot producer.

N-20 Broccoli, Romanesco (130 days) open-pollinated. Romanesco is a unique Italian broccoli rediscovered as part of the renewed interest in gourmet vegetables. Where's the romance in Romanesco? It is in its cone-shaped somewhat irregular whorl of chartreuse florets of exquisite flavor. *However, you will have to be patient to find the romance. Romanesco makes a huge plant which needs at least 9 square feet of space, high soil fertility, and a long time to mature. It needs to be started indoors in March or April and transplanted out in late May to insure that it will head in time. It is marginal in our northern areas.*



VEGETABLE PLANTING GUIDE

Vegetable	Sec.	Sds/ oz	Sds/ 100'	Pkt plants
Basils	R	18000	5g	100 ft.
Bean, Bush, Dry	A	100	8 oz	25 ft.
Bean, Pole	A	75	4 oz	20 poles
Bean, Soy	A	110	8 oz	25 ft.
Beet	J	2200	half oz	30 ft.
Broccoli	M,N	7000	5g	1g=20 ft
Brussels Sprout	M,N	7500	5g	1g=20 ft
Cabbage	M,N	7500	5g	1g=20 ft
Carrot	I	18000	10g	5g=50 ft
Cauliflower	M,N	8000	4g	1g=25 ft
Celery/Celery	P	75000	T	600 pl.
Chard/Swiss, Rhu	L	2000	half oz	12 ft.
Chicory/Radicchio	O3	20000	half oz	30 ft.
Chinese Cabbage	L2	9500	1/4 oz	30 ft.
Corn, Sweet	B	155	4 oz	50 ft.
Cucumber	E	1100	half oz	20 ft.
Eggplant	P,Q	6500	T	60 pl.
Kale	M	7500	5g	40 ft.
Leek	K	10000	T	600 pl.
Lettuce	O	30000	4g	1g=25 ft
Muskmelon	F	1200	T	5 hills
Onion	K	7000	T	500 pl.
Pac Choi	L2	12500	1/4 oz	35 ft.
Parsley	L	18000	1/4 oz	30 ft.
Parsnip	J	5000	half oz	40 ft.
Pea/snow/snap	C,D	125	8 oz	30 ft.
Pea/snow/snap				
Pepper	P,Q	4500	T	50 pl.
Pumpkin	H	210	half oz	8 hills
Radish	J	2500	1 oz	20 ft.
Spinach	L	2600	half oz	50 ft.
Spinach				
Tomato	P,Q	9000	T	125 pl.
Turnip/Rutabaga	J	9000	1/4 oz	60 ft.
Watermelon	F	650	T	4 hills
Winter Squash	H	140-300	1/2-1oz	6-12 hls
Yellow summer sq	G	375	half oz	6 hills
Zucchini	G	180	1 oz	3 hills

VEGETABLE PLANTING GUIDE

distance in row	thin to	distance bet rows	seed depth	min soil temp
half in.	3 in.	18 in.	1/4 in	65
2 in.	3 in.	2-3 ft.	1 in.	60
6 per pole	3/pole	3-4 ft.	1 in.	60
1.5 in.	no	2-3 ft.	1 in.	60
1 in.	2-4 in.	12-18 in.	half in	50
1 in.	24-30 in	30 in	1/4 in	50
1 in.	24-30 in	24-30 in.	1/4 in	50
1 in.	24-30 in	24-30 in.	1/4 in	50
qtr-half in.	1 in.	16-24 in.	half in	50
1 in.	24-30 in	30-36 in	1/4 in	55
8 in.	no	2-3 ft	1/8 in	50
1 in.	3 in.	18-24 in.	half in	50
1 in.	8-10 in	18 in.	1/8 in	50
half in.	12-18 in	24-30 in.	1/4 in	50
2-3 in.	8-12 in	3 ft.	1.5 in	60
2 in.	4 in.	4 ft.	half in	60
20-30 in.	no	30-36 in.	1/4 in	68
1 in.	12 in.	24 in.	1/4 in	50
8 in/pl.	no	2 ft.	half in	50
1/4 in.	1 ft.	12-18 in.	1/8 in	40
3/pot	2/hill	5 ft.	half in	68
4 in/pl.	no	12-18 in.	half in	50
half in	6-12 in.	24 in.	1/4 in	50
1/4 in	1 in.	12-18 in.	1/4 in	50
half in	2-3 in.	12-18 in.	half in	52
1.5 in.	no	3 ft. dwarf	.5-1 in	48
		5 ft. tall		
12-18 in.	no	2-3 ft	1/4 in	68
6/hill	3/hill	6 ft.	1 in.	60
half in	no	18 in.	half in	50
1 in.	2 in.	12-18 in.	half in	42
2-3 ft/pl.	no	2-3 ft.	1/4 in	60
half in.	3-4 in.	18 in.	1/4 in	50
3/pot	2/hill	5 ft.	half in	68
6/hill	3/hill	4-6 ft.	1 in.	60
6/hill	3/hill	4 ft.	1 in.	60
6/hill	3/hill	4 ft.	1 in.	60

for cultural information on herbs and flowers please see the variety descriptions.

Abbreviations: tp=transplant T=transplants only in our climate. pl.=plants g=grams, 28.4g=1 oz. hls=hills no=not necessary to thin. sec.=section on order sheet. Pkt plants=how many row feet our smallest packet will plant.

Hardiness rating: Very tender=will not survive frost and can be damaged by temperatures under 40 degrees.

Tender=will not survive frost

Mod hardy=survives light frosts

Hardy=survives frost generally to the low twenties

Very hardy=will winter over if protected

VEGETABLE PLANTING GUIDE AND CULTURAL INFORMATION

<u>Vegetable</u>	<u>Ideal soil temp</u>	<u>hardiness</u>	<u>planting date</u>	<u>cultural hints</u>
Basils	70-85	very tender	June 1	Get off to a faster start under floating row covers.
Bean, Bush, Dry	70-85	tender	late May	Use floating row covers to hasten maturity by a week.
Bean, Pole	70-85	tender	late May	Keep picked regularly for best results.
Bean, Soy	70-85	tender	late May	To shell green soys, blanch pods about 5 min., then cool.
Beet	65-85	hardy	Apr.-July	Eat the greens as you thin the crop.
Broccoli	65-85	mod hardy	tp May	Start indoors in March or direct seed May & June.
Brussels Sprout	65-85	hardy	tp May	Flavor improves after fall frosts.
Cabbage	65-85	mod hardy	tp May	Start indoors in March or direct seed May & June.
Carrot	65-85	hardy	Apr.-July	Cover row w/board after sowing to prevent soil from drying
Cauliflower	65-85	mod hardy	tp May	Start indoors in March or direct seed May to mid Jun.
Celery/Celeriac	55-70	tender	tp June 1	Start indoors March, they grow slowly at first.
Chard	65-85	hardy	ASAP	Same family as beets.
Chicory/Radicchio	60-85	hardy	varies	Maintaining soil fertility is very important.
Chinese Cabbage	70-95	mod hardy	late May	Exposure to cold nights can cause premature bolting.
Corn, Sweet	70-95	tender	June 1	Don't overcrowd. Heavy nitrogen requirements.
Cucumber	75-95	very tender	June 1	Floating row covers prevent cucumber beetle damage.
Eggplant	75-85	very tender	tp early Jun	Start indoors late March or April in <u>warm</u> conditions.
Kale	65-85	very hardy	May-Jun	Flavor improves after frost, rich in vitamins.
Leek	60-80	mod hardy	tp May 1	Start indoors in February or March.
Lettuce	50-75	hardy	Apr.*-Aug	For full "heads" thin continually so plants don't touch.
Muskmelon	80-95	very tender	tp early Jun	Start indoors in peat pots around May 1
Onion	60-85	mod hardy	tp May 1	Start indoors in February or March.
Pac Choi	70-95	mod hardy	May	Use of floating row covers will deter flea beetles.
Parsley	50-85	very hardy	Apr.-Aug	Slow to germinate, can take up to a month.
Parsnip	60-77	very hardy	Apr.-July	Prepare a very friable seedbed so roots can penetrate.
Peas/snap/snow	65-85	plants hardy	Apr.*	All varieties, even dwarf ones, benefit from staking.
Peas/snap/snow	blossoms,	pods tender	Late June	For fall crops. Expect slower ripening in fall.
Pepper	75-85	very tender	tp early Jun	Start indoors late March or April in <u>warm</u> conditions.
Pumpkin	70-90	tender	late May	Plant between corn rows to save space, reduce animal loss.
Radish	60-85	hardy	Apr.-Aug	Great for kids' gardens because easy to grow and come quick
Spinach	60-80	very hardy	Apr.*	Plant early; increasing day length causes bolting.
Spinach			Aug	for fall crop and wintering over
Tomato	68-80	tender	tp June 1	Heavy nitrogen causes lush foliage, retards ripening.
Tumip/Rutabaga	60-95	hardy	Apr.-July	Use of floating row covers will reduce flea beetle damage.
Watermelon	80-95	very tender	tp early Jun	Transplant melons at the onset of a warm spell.
Winter squash	70-90	tender	late May	After harvest field cure for 10 days to enhance flavor.
Yellow summer sq	70-90	tender	late May	Keep picked regularly to maintain production all season.
Zucchini	70-90	tender	late May	Floating row covers speed ripening up to two weeks.

Approximate planting date: Apr.*= as soon as ground can be worked, does not thrive in heat.

varies= different varieties need different times.

Approximate planting dates are for our Central Maine climate. Please make appropriate adjustments for your climate, using hardiness rating as a guide.

Note: The information in this guide is approximate. Seed counts vary for specific cultivars. Planting rates will vary if intensive methods such as beds are used. Minimum soil temperatures are the lowest we can recommend if you want a good stand. It would be possible to plant under slightly colder conditions, but germination will be slow and spotty. If you have specific cultural questions consult more detailed resources or get in touch with us.

N-23 Brussels Sprouts, Jade Cross E (101 days) F-1 hybrid. This popular type sets firm medium-size sprouts beginning in late August. For best results start indoors in spring and transplant into rich soil. Tastes better after light frost.

N-31 Cabbage, Perfect Action (73 days) F-1 hybrid. Smaller version of Perfect Ball with round dark-green 2-4 lb heads ready 10 days earlier than Ball. Very classy for early cabbage.

N-32 Cabbage, Perfect Ball (84 days) F-1 hybrid. We don't like superlatives like "perfect" in variety names, but in this case, the name fits. This was by far the best cabbage we tried in 1987; its firm, round heads with wrapper leaves so tight even cabbage worms seemed to be denied entrance. Midseason, heads avg 5-6 lbs., hold in field a very long time.

N-33 Red Cabbage, Ruby Perfection (85 days) F-1 hybrid. This fancy hybrid midseason type has produced some of the loveliest cabbage we've ever seen: solid deep purple-red globe-shaped heads in the 4-6 pound range, occasionally 8 pounds.

N-43 Cauliflower, Snow Crown (70 days) F-1 hybrid. Makes cauliflower a cinch to grow. Dependable producer of uniform 6-7 inch heads early summer through October. Drought resistant. Very early. Some tendency for pink heads in adverse conditions. 1975 All-America winner from Takii.

N-45 Purple Cauliflower, Violet Queen (80 days) F-1 hybrid. About halfway between broccoli & cauliflower, each plant sets one purple head which doesn't require tying. No side shoots form. A tasty novelty for adding color to salads and dips. Turns light green when blanched.

N-46 Cauliflower, Andes (88 days) Open-pollinated, but expensive seed. A fine cauliflower to grow for late summer & fall. Fairly uniform but somewhat prone to fuzzy heads in adverse conditions. Tendency to self-blanch. Heads 6-7 inches in diameter, dense.

N-49 Cauliflower, Candid Charm (95 days) F-1 hybrid. Those classy looking cauliflowers Tim and Nikos were selling at the Common Ground Fair Farmers' Market were Candid Charms. Charm produces large curds, in the same class as Dominant, but less fussy. Holds snow white color a long time. Recommended for fall crops only. We've grown some awesome heads. Our largest, 12x14 in., weighed 6.5 lbs. in 1987 and won a \$5 bet from a friend. Most were in 3-4 lb. range.



01. LETTUCE BEGIN

Lettuce: 1 gram packet sows 25 feet, 2 grams 50 feet, 1 ounce 500-700 feet. May be started indoors in March and at regular intervals thereafter, or sowed outdoors as soon as ground can be worked. Hardy. All save icebergs tolerate heavy frost. Grow best in cool weather, many kinds suffer bottom rot and tipburn in heat; select summer varieties carefully. Sow every 2 weeks for continuous supply. Lettuce will not head unless thinned frequently & ruthlessly to final distance of 1 ft. Heavy nitrogen feeders.

O-3 Black Seeded Simpson (42 days) The earliest and most popular loose-leaf variety. Large, loose, crumpled juicy light-green leaves. Does not stand heat well, sow early as the ground can be worked.

O-7 Leaf lettuce, Salad Bowl (46 days) Bright-green notched leaves form compact rosette. Stands hot weather better than Black Seeded Simpson.

O-8 Leaf lettuce, Red Salad Bowl (46 days) Compact rosettes of spectacular bronze-red leaves. Quickly became one of our most popular lettuces.

O-9 Baby Bibb Lettuce, Tom Thumb (46 days) One salad lettuce. Miniature butterhead type which makes a small tightly-bunched head early. Outer leaves light medium-green, centers creamy white. Very attractive for early markets.

O-12 Leaf lettuce, Prizehead (48 days) Crinkly outer leaves tinged with red. Superior flavor. Very popular market type. Bolts in heat.

O-13 Leaf lettuce, Red Sails (49 days) Won 1985 All-America award for Petoseed. Our choice over Ruby because loose-leaf head has delicious flavor. Splashes of purplish-red make plant most attractive. Quickly became a top seller and has remained a favorite of home gardeners and market growers alike. Stands heat better than Prizehead.

O-16 Buttercrunch (50 days) Refined Bibb-type. A 1963 All-America selection. Dark green outer leaves with creamy center heart. Slow to bolt. Always our best selling lettuce.

O-18 Oakleaf lettuce, Lingue di Canarino (50 days) Refined oak leaf type that grows larger and stands longer than the old favorite without bolting or getting bitter.

O-20 Batavian Lettuce, Reine des Glaces (Ice Queen) (57 days) Green convoluted rosettes with intricately toothed leaves make this one of the most beautiful. Stands heat fairly well. One of Gene's favorites. New!

O-22 Bibb Lettuce, Kagraner Sommer (58 days) The real mystery is what took us so long to discover this stalwart Boston type. Makes a really elegant pale green head of exceptional quality. Its real claim to fame is its reluctance to bolt even in midsummer heat. New!



O-25 Butter/Romaine Lettuce, Winter Density (60 days) Is it a Boston lettuce or a romaine? Doesn't matter, either way was Gene's favorite in '86. He says the eating quality is superb. Starts out looking like a bibb with dark green leaves. Wrapper leaves fold tightly, forms a head like a romaine when mature.

O-33 Romaine lettuce, Parris Island Cos (68 days) The standard market Romaine. Upright heads 8-9 inches tall self-fold to form compact head. Interior greenish-white. Resistant to tipburn and bolting even in heat.

O-40 Iceberg Lettuce, Ithaca (70 days) Dependable, early heading variety developed by Dr. Minotti of Cornell. Heads are mid-sized and very solid, well-wrapped with sparkling glossy green ruffled leaves. Stands heat fairly well, does not bolt prematurely.

O-41 Iceberg Lettuce, Empire (72 days) Used as a substitute for King Crown on our 1987 order. We found it superior to King Crown in our grow out. Heads not as large as King Crown, but less prone to center rot or softness. Slightly larger than Ithaca.

O2 LETTUCE CONTINUE

O-46 Leaf Lettuce, Green Ice (45 days) Customers asked us to list Burpee's well-known variety. This shiny crinkly looseleaf with fringed leaf margins is firm and crunchy in salads. Slow to bolt.

O-49 Leaf lettuce, Cocarde (46 days) Bronze oakleaf type which stole the show in our trial. Its mixture of rusty and green colors lends it distinction in any lettuce patch. New!

O-50 Leaf lettuce, Red Oakleaf (46 days) Shaped like green oakleaf, but develops deep red color in full sun.

O-51 Leaf lettuce, Royal Oakleaf (50 days) The most attractive green oakleaf, recommended for market growers. Darker than Lingue Di Canarino, and larger.

O-52 French Batavian, Canasta SORRY, WE CANNOT OFFER SEED IN 1990. CROP FAILURE LAST YEAR, AVAILABILITY THIS YEAR UNCERTAIN AS WE GO TO PRESS.

O-53 Bibb Lettuce, Continuity (50 days) Ours is the true strain, different from Merveille des Quatre Saisons no matter what the Europeans say! We are always enthralled by its striking purplish-red tinged leaves. Crisp Bibb-type that is slow to get bitter and less prone to bolt in heat than Merveille.

O-54 Leaf Lettuce, Waldmann's Dark Green (50 days) Large, handsome crinkly leaved heads of dark green lettuce. The most attractive green leaf Grand Rapids type for market. Similar to Green Ice, but larger, although more bitter in heat.

O-55 Leaf Lettuce, Royal Red (52 days) Even in a patch like ours with 50 types of lettuce in variegated colors, the brilliant rich cherry red hue of its crinkly leaved open head really stood out! Grows slowly but stands heat fairly well. Unmatched color made it a sensation! New!

O-56 Boston Lettuce, Pirat (55 days) Elegant bronzed large butterhead has looked good 3 years in a row. Has a delicious smooth taste, and seems to hold well even in early July heat.

O-58 Bibb Lettuce, Nancy (58 days) Growers will be interested in this elegant Boston type which makes extra-large very tight heads. Tasty & holds well for this type.

O-62 Cutting Lettuce, Lollo Rossa (58 days) A unique type of lettuce generally harvested by snipping leaves instead of taking the whole plant. Frizzy foliage is light red on top, light green at base, making for a stunning contrast. Very cold hardy. Although somewhat bitter tasting, can be used to accent or garnish salads, or as an ornamental. Quite the rage in gourmet restaurants.

O-74 Romaine Lettuce, Romea (63 days) Best looking Romaine we've ever grown. Earlier than Parris Island. Leaves fold over compactly to make a most elegant "head." Seed in short supply, order early!

O-76 Romaine Lettuce, Cosmo (65 days) A fancy tall Romaine (11 in.) which makes large, upright heads of green, puckered leaves. Recommended for early and late crops but not a good choice for midsummer because susceptible to tipburn. A beautiful plant when well grown.

O-77 Romaine lettuce, Rouge d'Hiver (65 days) An attractive European heirloom Romaine lettuce. Its broad, flat leaves range in color from green to bronze to red making it one of the most striking plants in the garden. Very delicious. Best suited for early crops; keep moist to forestall bolting. Turns bitter in excess heat.

O-82 Iceberg Lettuce, Rosy (74 days) A red iceberg lettuce! Stunning red and burgundy coloring. Small, very tight heads tolerate weather extremes and will not bolt readily in heat. New!

O-88 Mesclun Mix "Mesclun" is a French word for mixture. These salad mixes have taken American cuisine by storm. Our mix will consist of Mizuna, Brussels Chervil, Corn Salad, Nina Endive, Sorrel, Giant Red Mustard, Arugula, and lettuces Rouge D'Hiver, Red Sails, Red Oakleaf, Salad Bowl, Green Ice, and Black Seeded Simpson. We may substitute if we run out of one or two of these varieties. Best way to harvest these greens is to give them frequent haircuts with a scissors. They will grow back, though you will need to water them in dry conditions. Varying growth rates will enable you to make subtle variations in your mix. You can also liven it up by adding other ingredients from your garden such as borage flowers, calendula petals, or garlic chives. **New!**

O3. CHICORIES Radicchio: **half gram packet=350 seeds, 20,000 seeds per oz.** Curly Endive: **half gram=320 seeds, 18,000 seeds per oz.**

O-91 Endive, Nina (42 days) This curly endive has deep claw-toothed grey-green leaves. Should be cut early before it succumbs to tipburn or bottom rot. **New!**

O-94 Radicchio, Augusto (70 days) The radicchio preferred by Vt. market grower Alan LePage for its larger heads which mature in September. Its centers are not bitter. Best to plant in midsummer; it does not need to be cut back or forced. **New!**

O-95 Radicchio, Giulio (80 days) Verona type for spring planting does not require forcing. Compact, round heads are smaller than Augusto with red leaves and white midribs. A very beautiful plant but can be bitter so you may have to acquire a taste for it.

P. INDOOR CROPS (days to maturity are from date of transplanting, not seeding)

Tomatoes: half gram packet=150 seeds, 9,000 seeds per oz. Tender, cannot tolerate frost. Must be started indoors Feb.-Apr. Require warm temperatures to germinate. Avoid heavy nitrogen as it causes lush foliage with few ripe fruits. Heavy phosphorus needs. Respond well to foliar sprays. Indeterminate (climbing) varieties are customarily staked and pruned. Determinate (bush) may be staked, normally should not be pruned. One reason not to stake or prune any (besides sheer laziness!) is that foliage will give fruits some protection against light September frosts. **Peppers: half gram packet=80 seeds.** Room temperature is not sufficient to germinate pepper seeds. They need 80s. Very tender, will not tolerate frost, will not set fruit in cold temperatures. Start indoors March or April. Set out June. Black plastic highly recommended. **Eggplant: half gram packet=120 seeds.** Culture similar to peppers.

P-3 Celery, Utah 52-70R Improved (82 days) The standard strain throughout the country. Sturdy plants produce thick, smooth stems with classy appearance. Start indoors Feb. or March.

P-6 Cutting Celery, Zwolsche Krul (60 days) Dutch variety imparts the same flavor to stews and soups as conventional celery. Although its culture is the same as for celery, it is much easier to grow and hardier. Both its thin, hollow stems and its leaves can be used as a flavoring. Grows up to 30 in. tall. **New!**

P-8 Celeriac, Blanco (120 days) Celeriac is just becoming widely known in America. The bulbous swollen root crown is not much to look at, but its inner white flesh is crunchy, watery, not fibrous, and tastes like celery with a hint of parsley. Needs warm temperatures and fertile soil, and should be started indoors same time as celery.

P-13 Eggplant, Dusky (75 days) F-1 hybrid. A dependable hybrid for the north. Glossy black fruits, medium sized, oval shaped, firm.

P-23 Hot Pepper, Hungarian Hot Wax (68 days) This semi-hot type requested by numerous customers. Hot, yellow, 5.5x1.5 in. fruits smooth, waxy, tapering to a point. Sets even in cool weather.

P-25 Hot Pepper, Early Jalapeno (75 days) hot, hot, 3x1 in. sausage-shaped blunt fruits mature early. Packing the seed makes us teary-eyed!

P-26 Hot Pepper, Long Red Narrow Cayenne (75 days) Often curled and twisted, peppers grow 5-6 inches long, one half inch across, and taper to a point. Dark green color changes to bright red. Prolific and fiery hot. **New!**

P-27 Semi-hot Pepper, Cubanelle (80 days) Our customers asked for this semi-hot frying pepper. Six by two inch waxy yellow-green fruits turn red. Mildly pungent.

P-28 Pepper, King of the North (70 days) Our most popular open-pollinated pepper. A good choice for those who want marketable blocky peppers but can't get Staddon's Select to set fruit.

P-29 Pepper, Staddon's Select (74 days) Early production of good-sized fruit in adverse conditions. Large, glossy, dark green 3-4 lobed peppers on tall bushy plants. A good large, blocky market type pepper where fruits will set. **CAUTION: Not adapted to northernmost areas.**

P-33 Cherry Tomato, Whippersnapper (52 days) Bush plants very early producers of pinkish red fruits with a hint of tartness. Not disease resistant. Determinate.

P-35 Small Yellow Tomato, Ida Gold (59 days) Often these delightful orange 2-bite low-acid fruits are the first tomatoes to ripen for us. They are early and prolific even in bad tomato years. We wouldn't be without them and can't understand why so many people are passing up these treats. Developed specially for the north by the University of Idaho. Determinate.

P-36 Cherry Tomato, Gardener's Delight (68 days) Fruits larger, deeper red and much sweeter than Whippersnapper. Often ripen just about when Whippersnapper is through. Larger plants need staking, bear till frost. Flavor unsurpassed, but fruits very prone to crack.

P-40 Tomato, Glacier (56 days) The best early small tomato we've found. Ripens around same time as the sub-arctics, and about the same size, with deep red color and much richer flavor. Few defects. From Siberia Seeds in Canada. Much superior to their highly touted Siberia Tomato. Vigorous determinate.

P-49 Tomato, Earlirouge (65 days) Bush plants. Excellent quality early tomato for the north. 6 oz. fruits round to slightly oblate, deep crimson flesh very sweet. Almost crack free. Very susceptible to early blight disease.

P-51 Tomato, Bonny Best (75 days) Also known as John Baer. One of the richest tasting in our 1987 trial, this old time open pollinated variety is a fine home garden type. It is too variable and blemish prone for market.

P-52 Tomato, Moira (76 days) Main crop bush beefsteak type for the north. Fruits uniform about 6 oz. with deep red color. Bush type has fewer defects than other determinate types.

P-63 Paste Tomato, Heinz 2653 (68 days) An amazingly early red plum type which often ripens all its 2.5-3 oz fruits before frost. Firm fruits on compact plants. Heavy yields early.

P-66 Paste Tomato, Bellstar (74 days) Red 4 oz. plum tomatoes are much larger than most others of this type. Some fruits will ripen within a week of Heinz, but ripening is less uniform. Good in salads. Determinate.

P-77 Tomatillo, Verde Puebla (77 days) Large-fruited and uniform strain. Golf ball size fruits encased in papery husks are harvested green for making salsa. They can be eaten raw for a tangy, nutty taste if allowed to turn slightly yellow. They will split before becoming fully yellow. **New!**

Q. HYBRID TOMATOES AND PEPPERS (days to maturity are from date of transplanting) Transplant at 6-8 weeks after all danger of frost is past.

Q-3 Pepper, Ace (60 days) F-1 hybrid. A cinch to grow in the North. Resists blossom drop even in adverse weather so that almost every flower produces a pepper. Fruits light, not blocky, turn red early. A good home garden kind.

Q-6 Pepper, Lipstick (65 days) Open-pollinated but expensive seed. Customers have asked for a pointy red sweet Italian type. These are generally easier to ripen than all bell peppers except Ace. Lipstick is a cone-shaped sweet pepper with 5-inch dark green fruits that ripen to a glossy red. It is well named. **New!**

Q-7 Pepper, Ringer (66 days) F-1 hybrid. This variety grown by Tim Christensen and Nikos Kavanya drew raves at 1988 Common Ground Fair. A good choice for market: later than Ace, but larger, thicker and blockier. **New!**

Q-10 Tomato, Oregon Spring (58 days) open-pollinated but seed very expensive. A real find in 1986, the "year of no tomatoes," when fruit ripened in August. Seems to perform best during cool summers. Succulent 4 inch fruits of Russian parentage bred and developed by Dr. James R. Baggett of Oregon State University. Determinate vines develop fruits with some defects but rich flavor. Home garden type not suited for market growers.

Q-13 Tomato, Early Cascade (66 days) F-1 hybrid. Always very impressive. Begins producing 4 oz fruits very early, and keeps on till frost and beyond. Has delicious taste despite exceedingly firm skin. Holds quality on vine a long time. Good disease resistance. Needs staking. A favorite market variety.

Q-15 Tomato, First Lady (70 days) F-1 hybrid. Early Girl fans will want to check out First Lady's good tasting, round 4-5 ounce fruits bred for the home garden. They color early and keep coming all season because First Lady has excellent disease resistance. Indeterminate. **New!**

Q-16 Tomato, Jackpot (71 days) One taste was all the convincing we needed. Fine mid-season variety for the north. Delicious 8 oz fruits on determinate vines. F-1 hybrid.

Q-19 Tomato, Celebrity (78 days) F-1 hybrid. Determinate. 1983 All-America winner from Petoseed deserved award for its impressive seedling vigor and its flavorful, firm 7 oz. fruits. Wide disease resistance. Best looking tomato seedlings we've ever raised. One tasty specimen from Woburn's Spence Farm was recently judged best-tasting Massachusetts tomato at the Boston City Hall Taste Off!

Q-22 Tomato, Big Girl (85 days) F-1 hybrid. This famous Burpee hybrid has been added at the request of several customers who wanted a large bright late midseason tomato. **CAUTION:** may not ripen in northernmost areas.

Q-25 Tomato, Golden Boy (88 days) Indeterminate F-1 hybrid. There is no justice. Every year this is one of our slowest sellers. Why do we stubbornly continue to carry it? Because in trial after trial it is quite simply the best tasting tomato in the garden. The deep color and rich flavor of its 8-10 oz. golden yellow fruits make Taxi seem bland by comparison. Because GB's fruits usually develop blemishes if allowed to fully vine ripen, we recommend picking them slightly underripe and allowing them to finish ripening in the kitchen. Come on, give them a try! Not all the best tomatoes are red!

Q-30 Cherry Tomato, Gold Nugget (58 days) Another release from Dr. Baggett. Several weeks earlier than yellow pear tomatoes. Prolific yellow cherry tomatoes turn almost golden when full ripe. Heavy bearing determinate plants short-lived; succession planting recommended. Very early, amazingly good, really worth a try!

Q-32 Cherry Tomato, Sweet Cherry (68 days) F-1 hybrid. For 4 years in a row this outstanding performer has wowed us with its rich sweet taste, exceptional yields, and outstanding fruit appearance. Almost no cracking or defects. Round fruits are larger than other cherries, yet produce luscious fruit relatively early and throughout the season. Indeterminate.

Q-33 Cherry Tomato, Sweet 100 (78 days) Very popular hybrid cherry tomato ripens clusters of 1 in. round, sweet fruits. Should be staked.

Q-42 Eggplant, Little Fingers (84 days) F-1 hybrid. First oriental-type Eggplant we've offered. Long slim fruits are shaped like fingers, about an inch in diameter, up to 7 inches long, and borne in clusters of 3 or 4 from the plant's fruiting nodes. Can be harvested short for baby eggplant or allowed to grow full length. Light purple fruits will have a really glossy sheen under ideal conditions. Good taste. New!

HERB AND FLOWER VARIETY DESCRIPTIONS

by Polly Patison and CR Lawn

R. HERBS

R-3 Basil, Sweet (*Ocimum basilicum*) Every good Hindu went to his long rest with a basil leaf on his breast. This was his pathway to paradise. Indispensable culinary herb native to Near East. Sow when soil warms in late spring. Use reemay to enhance early season vigor, speed maturity. Best when fresh, in salads, vinegars, spaghetti, pesto, tomato dishes. Harvest foliage before plants blossom. Packet contains 5 grams. *Note: We have switched suppliers because last year's seed had off types. If you purchased Sweet Basil from us last year and were disappointed with its performance, please enclose a note with your order for a free replacement packet.*

R-4 Basil, Mammoth (*O. basilicum*) Replaces our Lettuce Leaf type of last year which it outperformed in our trial. This lettuce leaf variety has much larger, more ruffled leaves than last year's type. Flavor is similar to sweet basil. Packet has 2 grams. New!

R-6 Basil, Small Leaf (*O. basilicum minimum*) has small leaves and the real Italian flavor. Plants spaced 4 in apart will grow like small shrubs. A good variety to bring indoors in fall. Packet contains one half gram.

R-7 Basil, Anise Scented Vigorous mulberry-tinted basil with anise fragrance is highly decorative, tall, bushy plant. Slow to bolt. Packet contains one half gram.

R-8 Basil, Cinnamon (*O. basilicum*) Similar vigorous growth habit to sweet basil, but with a purplish veining on its leaves, and a distinctive cinnamon scent. Pkt=1 gram New!

R-9 Basil, Lemon (*O. basilicum citriodorum*) Basil has intense lemon fragrance. Not a very vigorous grower. Packet contains one half gram.

R-12 Basil, Purple Ruffles Deep purple plants with serrated and crinkled leaves for striking visual contrast in the herb garden. Not a vigorous grower in our climate but will reach a height of 18 inches in the heat of summer. An All-America winner. Packet has one half gram.

R-13 Basil, Spicy Globe A naturally dwarf basil that grows as a mounded plant, great as an ornamental border or as a windowsill plant. Very fragrant and flavorful. Makes a cloud of tiny white flowers late in the season. Has been a sensation in Park's trials. Packet = .1 gram.

R-14 Borage (*Borago officinalis*) Two foot bushy plants produce many tiny blue flowers loved by bees. Blossoms frozen in ice cubes lend cucumber flavor to cold drinks. Hunters note: this is a great trap crop for white-tail deer who love to nibble the flowers! Annual will self sow. Direct seed in spring. Packet contains one gram.

R-15 Catnip (*Nepeta cataria*) "If you set it, the cats will get it, if you sow it, they won't know it." Hardy perennial, will self sow after established. Likes sun or partial shade, rich or sandy soils. Herbals claim tea made from leaves produces restful sleep and calms mild stomach disorders. Decorative when flowering. Pkt=1g.

R-18 Chamomile (*Anthemis nobilis*) Hardy perennial easily raised from seed in moist, well-drained soil. Sow seeds in spring, after established will self sow. Flower heads ready to gather when petals fall back from center. Herbals claim a tea from these calms nerves and soothes the stomach. Packet contains one quarter gram.

R-20 Chervil, Brussels Winter (*Anthriscum cerefolium*) Annual. Superior European strain that grows vigorously and is slow to bolt. Delicate lacy leaves with distinct flavor good in soups, with fish and with asparagus. A common ingredient in Mesclun mixes. Packet= 1 gram.

R-21 Chives (*Allium Schoenoprasum*) Hardy perennial 1-3 ft. Hollow grasslike leaves. Good for an onion-flavored garnish in soups, salad dressings, stews. Lilac-colored flowers bloom in June & July, lovely in arrangements fresh or dried, are also edible. Needs sun & well-drained soil. Seeds may be sown in fall or spring, clumps can be divided every 3rd year. Pkt=.5g.

R-24 Coriander (*Coriandrum sativum*) One of earliest known spices. Found in Egyptian tombs and used as meat preservative in Rome. Brought to America by 1st colonists. Useful for its fresh green foliage, known as cilantro, & for its dried seeds. Annual grows to 2 ft. with leaves finely cut. Flowers in June & July with rosy lavender blooms. Sow in spring. Will not stand transplanting. Thin early. Will self sow. Packet contains 2 grams.

R-27 Dill (*Anethum graveolens*) Name derived from the Norse dilla, meaning to lull, as the plant has soothing properties. Annual, sometimes classed as biennial, grows to 2.5 ft. Upright plant, branches out from single stalk, the feathery leaves known as dill weed. Foliage should be harvested early, before seed stalks mature. Likes full sun, well-drained soil. Sow seeds in spring. Will self sow. Packet = 5 grams.

R-31 Zefa Fino Fennel (*Foeniculum vulgare*) Perennial grown sometimes as an annual, 4 ft. with blue-green stems and feathery green leaves, yellow umbel flowers. Tender stalks and leaves are good for relishes, salads, and munching in the garden; leaves & seeds especially popular in France for fish seasonings. Seeds used in sweets, baked goods & beverages. Sow in spring when soil warms, in full sun. Keep row moist for good germination. This special strain, bred at the Swiss Federal Research Station, is very slow bolting so that a spring planting will stand practically all summer. Packet contains .4 gram.

R-32 Garlic Chives (*Allium tuberosum*) 1 foot. Chive-like herb has strong garlic taste. Can be used as garlic substitute in salads and sauteed vegetables. Beautiful purple ball flowers may be used in dried arrangements. Sow thinly in spring, harvest sparingly till plants are vigorous. Perennial, but protect in coldest areas. Packet = one half gram.

R-33 Lavender (*Lavandula officinalis*) Famous for centuries for its sweet, lasting scent, associated with purity & romance. Hardy perennial, reaching 3 ft., woody shrublike plant with grey-green foliage and lavender flowers growing on long-stemmed spikes. Seeds are slow to germinate, like the cool. Freeze them before planting for best results. May be sown outdoors in fall or spring, or started indoors midwinter. Likes well-drained, alkaline soil. Pkt=.4 gram.

R-36 Lemon Balm (*Melissa officinalis*) Melissa is the Greek word for bee, as plant attracts them. A hardy perennial, growing to 2 ft., leaves yellow-green, heart-shaped and shiny, should be gathered before flowering. Delicious as a tea, with fruit, or dried for sachets. Likes well-drained soil, needs at least a half day of sun. Slow to germinate, may be started indoors or out in spring. Packet contains .3 gram.

R-39 Marjoram, Sweet (*Majorana hortensis*) Grown as an annual in north, 1 ft. with grey-green rounded leaves. Leaves used fresh or dried with vegetables, eggs & meats. Cut often to prevent flowering. Sow seeds indoors in spring, slow to germinate. Transplant to well-drained soil. Likes full sun. Packet has 1 gram.

R-42 Mint, Common (*Mentha spicata*) We have substituted for spearmint & peppermint, as specific types cannot be counted on to come "true" from seed. This is the common tea mint. Packet=.1 gram.

R-45 Oregano (*Origanum spicata*) True Greek Oregano. Hardy perennial 2 ft. leaves dull green & purple, stems & flowers pink, lilac & white. Leaves fresh or dry can be used in Italian dishes, in salads, w/tomatoes. Flowers may be dried. Sow seeds in spring, indoors for early results. Plant in full sun, in well-drained, slightly dry soil. Packet=.2 gram.

R-48 Rosemary (*Rosmarinus officinalis*) "for remembrance" A tender perennial growing to 6 ft. Cannot stand temp. below 17 degrees F, may be wintered over indoors. Dark grey-green needle-like leaves conserve water, can be grown on dry soil. Blossoms range from deep blue to pale pink or white. Likes alkaline soil, well drained. Seeds slow to germinate, start indoors. Great for teas, with potatoes, lamb. Packet contains one tenth of a gram.

R-51 Broadleaf Sage (*Salvia officinalis*) Hardy perennial to 3 ft. Grey oblong leaves on stems which grow woody with age; blue flowering. Likes sunny spot, well-drained soil. May be sown in early spring for a good fall crop. Tasty in stuffing blends, with eggs, cheese, poultry, pork. Packet contains 1 gram.


R-52 Salad Burnet (*Poterium sanguisorba*) The leaves of this perennial lend a cucumber flavor to salads, vinegars and cold drinks. Packet has 1 gram.

R-53 Red Shiso (*Perilla frutescens*) Annual also known as perilla. Leaves are used in oriental cuisine in sushi, sweet and sour sauces, and stir-fry. Grows up to 4 ft. Often grown as an ornamental as its purplish-red cinnamon-scented leaves are striking. Packet=.5 gram.

R-54 Summer Savory (*Satureja hortensis*) Annual grows to 1.5 ft. with narrow dark green leaves and lavender flowers. Cut often during growing season, before blossoms appear. Sow in spring next to beans, their complement in the kitchen as well. Use with dry or green beans, rice & stuffings. Slow to germinate. Packet= 1 gram.

R-60 German Thyme (*Thymus vulgaris*) Creeping, low-matted perennial to 12 in. requiring good drainage & at least half day of sun. Likes alkaline soil. Seeds easy to germinate, broadcast thickly. Good in stews, stuffings & dressings. Said to calm the nerves, soothe headaches. Packet contains two tenths of a gram.

R-63 Watercress (*Nasturtium officinale*) Hardy perennial native to Europe. Seeds may be started indoors and transplanted to cold frame; keep watered. Seeds may also be direct sown in soggy bank of stream. Use in salads and soups as it is rich in many vitamins & minerals. Packet contains one third of a gram.



U. ANNUAL FLOWERS

Packet sizes for sections U, V and W are approximate. We pack by volume, not by seed count.

U-4 Alyssum, Carpet of Snow (*Lobularia maritima*) Dwarf white, free-flowering ground cover, blossoming from late spring thru summer. Start seed in cool place 2 mos. before setting out. Easy to grow, likes sun, can tolerate some shade. Packet=.5 gram.

U-5 Alyssum, Pastel Carpet (*Lobularia maritima*) Pleasing pastel shades of rose, pink, violet and white. Culture as above. Pkt=.5 gram.

U-7 Alyssum, Wonderland Deep Rose (*Lobularia maritima*) 1978 Fleuroselect Bronze Medal winner. The richest cherry-rose Alyssum. 3 in. Very dwarf and uniform. Packet=.15 gram.

U-9 Angel's Breath, Rosea (*Gypsophila elegans*) Pretty shell-pink single flowers blossoming all summer long on wispy stalks. Start in cool place indoors 2 mos. before setting outdoors or direct sow. Likes full sun and well-drained soil. 30 in. Good for cut flowers. Packet contains one half gram.

U-10 Aster, Early Charm Mixture (*Callistephus chinensis*) Wilt resistant variety in full color range. For early cutting. Good as bedding plant or cut flowers. Sow indoors in warm spot late winter. Pkt=.6 gram.

U-11 Aster, Crego Mix (*Callistephus chinensis*) About a week later than Early Charm Mix, but the ostrich feather blooms are richer and seem to hold better in wet and/or cold conditions than Early Charm. 2 ft. plants with 4 in. diameter flowers in full range. Packet contains .6 gram.

U-12 Aster, Giant Princess Mix (*Callistephus chinensis*) 2-3 inch flowers on long wiry stems. The pompom-type blooms are richly colored with deep crested centers and make elegant cut flowers. Start inside, these tend to be late bloomers. Pkt has about 100 seeds. New!

U-13 Bachelor Button, Blue Boy (*Centaurea cyanus*) Blue flowers. Showy annual cornflower is great for cut flowers. Start in warm place 2 months before setting out or direct seed in May. Likes a sunny location. 1 gram per packet.

U-14 Bachelor Button, Pinkle (*Centaurea cyanus*). Bright pink blooms. 3 feet tall. 1g per pkt.

U-15 Bachelor Button, Garnet (*Centaurea cyanus*) Blooms are really deep red, not black. Stunning in our trials. A most unusual color for a cornflower. 3 feet. Packet= about 100 seeds.

U-18 Bachelor Button Mix (*Centaurea cyanus*) Blend of pink, red, white, blue double flowers. Very showy, and great for cut flowers. Packet has one gram.

U-19 Balsam, Double Camellia Mix (*Impatiens balsamina*) The June monsoons forced us to delay our direct seeding until Jun. 23, so we got only the first hint of its showy blooms. What we saw was sufficient to convince me to try Balsam again in 1990 when we will sow it a full month earlier. We think its full show of abundant pink, rose & white blooms along the axils up its stems will be spectacular. Pkt=1 gram. New!

U-21 Calendula, Kablouna Orange (*Calendula officinalis*) 18 inches. Distinct form of Calendula with a neat crested center not showing the eye. Deep orange flowers, great for cut flower arrangements, also edible. One of the last flowers to succumb to fall frosts. 1g per pkt.

U-22 Calendula, Pacific Beauty Mixed (*Calendula officinalis*) Known as pot marigold, these beautiful yellow and orange double flowers do well in cool weather. Start indoors in cool place for early blooming, or outdoors after frost. Doesn't like crowding, enjoys full sun. 2g per pkt.

U-23 Calendula, Touch of Red Mix (*Calendula officinalis*) Back of each petal is a deep mahogany red creating pleasing contrast to the yellow and orange. Excellent for cut flowers. Packet has 1 gram.

U-26 Carnation, Dwarf Fragrance Mix (*Dianthus caryophyllus*) Notable for their outstanding fragrance, they come in a wide range of colors including crimson, rose, pink and white. Their stiff stems help make them a good cutflower. Start indoors 8 weeks before setting out after danger of frost is past. Pkt=.5g New!

U-27 Chrysanthemum, Merry Mix (*Chrysanthemum carinatum*) Also known as the "Love Daisy." Bright, cheery tricolors of red, cream and yellow. Deeply cut, fleshy foliage. Start indoors 8-10 weeks before setting out after danger of frost has past. Pkt=.5g New!

U-28 Cosmos, Sensation Mixed (*C. bipinnatus*) Largest-flowered cosmos variety needs little tending, can serve as an accent, screen or cut flowers. One of last to give in to frost, will flower 10 weeks after direct seeding. This type a mixture of pinks, reds, purples and whites. Packet has 1.5 grams.

U-29 Cosmos, Bright Lights Mixed (*C. sulphureus*) A bright mixture of yellow and gold shades reaching three feet. Sun-loving, free-flowering all summer. Germinates in 1 week at 75 degrees F. Not frost hardy. Packet=1 gram.

U-32 Dahlia, Rigoletto Mixed (*Dahlia pinnata*) 13 inches. Very early and very dwarf 2.5-3 in. blooms in shades of yellow, orange, pink and white. Likes full sun. Sow indoors 8 weeks before setting out. For bedding plants and cutflowers. Packet contains about 35 seeds. *Caution: To avoid disappointment you must control the tarnish plant bug!*

U-34 Dianthus, Chinensis Double Mix (*Dianthus chinensis*) The name *Dianthus* comes from the Greek meaning "divine flowers." After growing them for the first time in 1988, I think the name well fits the clustered, double dainty blooms in stunning colors. Start indoors in cool place 6-8 weeks before setting out. Likes cool weather. Avoid heavy nitrogen fertilizers. Also known as China Pinks. Height 14-20 inches. Packet contains one half gram.

U-35 Dusty Miller (*Centaurea candidissima*) Grown for its silvery white foliage and as a popular bedding plant for borders and accent. Large, lacinated leaves. Start indoors in a warm spot 10-12 weeks before setting out. Pkt=.2 gram

U-36 Flax, Scarlet (*Linum grandiflorum rubrum*) Five-petaled blooms up to 1 1/2 in. across on bushy 1 ft. plants. Direct seed as soon as ground can be worked. Do not transplant. Bright red flowers. Packet has one gram.

U-37 Flowering Cabbage Mix (*Brassica oleracea*) Good ornamental for our climate because the colors deepen at the onset of cold weather. Good for accents and pattern plantings. Culture same as for flowering kale. Yes, they are also edible. Pkt=.5g

U-38 Flowering Kale, Mix (*Brassica oleracea*) Color contrasts for accent or pattern plantings. Prefers cool weather. Start indoors 5-7 weeks before setting out. Withhold nitrogen to speed coloring. Best color if set out midsummer for fall maturity. Yes, you can eat these, too. Packet contains one half gram.

U-42 Godetia, Dwarf Double Azalea Mix (*Clarkia amoena*) 16 inches. So lovely, deserves to be better known. Its frilly, delicate blooms in pastel shades stand out in bouquets. Double and semi-double blooms in pink, red, rose and lilac. Direct seed in early May. Wonderful in borders, benefits from taller flowers in the background to form contrast, give support. Packet=.8 gram.

U-45 Larkspur, Giant Imperial Blue Spire (*Consolida orientalis*) 3 feet. Long flower spikes are used as cutflowers or in dried arrangements. Dark blue delphinium-like flowers on upright long-stemmed plants. May be direct seeded in early spring or started indoors and set out in 8 weeks. Packet has one gram.

U-46 Larkspur, Pink Perfection (*Consolida orientalis*) Pink member of the Giant Imperial series. Larkspur is very slow to give in to fall frosts. Packet has one gram. *New!*

U-47 Larkspur, Giant Imperial Mixed (*Consolida orientalis*) Blooms throughout summer into early fall. Tall stalks densely covered with pink, purple, blue & white florets, make a beautiful background good for cutting. Start in a cool place indoors or out. Packet has one gram.

U-48 Lavatera, Trimestris Pink (*Lavatera trimestris*) My favorite cut flower in 1989. An explosion of exotic pink blooms on tall, bushy plants great for borders. Lasts in bouquets after most others have shrivelled. Start indoors 8 wks. before setting out, or direct seed in sunny spot. Will survive light fall frosts. Pkt=1g *New!*



U-49 Lobelia, Crystal Palace Blue (*L. erinus*) With deep blue flowers on bronze-green foliage, this is perfect window box plant. Great for edgings, walks & borders. Sow indoors in a cool place before setting out, or in planters. Tolerates some shade. Packet contains .2g.

U-52 Marigold, French Dwarf Sgl Dainty Marietta (*Tagetes patula*) 10 in. An old favorite compact pale yellow single with mahogany markings in center. Packet has .8 gram.

U-54 Marigold, French Dwarf Dbl Bolero (*Tagetes patula*) Earliest to flower of French dwarf types. Crested bright gold & red bicolor, double. 2 in. wide flowers on 10 in. plants. Packet=.6g.

U-55 Marigold, French Dwarf Dbl Brocade Mix (*T. patula*) Abundant color on neat, compact plants. Ruffled flowers good as beddings, in planters, or low borders. In rust, yellow, orange, red & bicolors. Sow outdoors after soil has warmed, or inside in a warm spot, 3 weeks before setting out. Likes full sun. Pkt=.6g.

U-57 Marigold, Lemon Gem (*T. signata pumila*) Compact 10-12 in. plant bears large bright lemon-yellow flowers early, through summer, into fall. Start 3 weeks before setting out, or direct sow. Blooms are edible. Packet contains .6 gram.

U-61 Marigold, Tall African Crackerjack Mix (*T. erecta*) A tall carnation-flowered type. Early giant flowered mixture of orange, gold, yellow. Large, fully doubled flowers rarely need staking. Packet= one gram.

U-62 Mexican Sunflower, Sundance (*Thionia rotundifolia*) This "dwarfed" type grows 3 feet. Large, showy plants bear profuse stunning scarlet-orange flowers. Makes good hedge or border. Attracted hummingbirds to our garden! Pkt has about 100 seeds.

U-63 Morning Glory, Clarke's Heavenly Blue (*Ipomoea* species) Old favorite easily grown climber provides color & shade. Intense blue lightens toward center, a sun-loving vine. Sow outdoors after danger of frost or indoors in jiffy pots as they resent transplanting. 80 seeds.

U-64 Morning Glory, Scarlet O'Hara (*Ipomoea Nil* L. Roth) Very large wine-red, trumpet-shaped flowers. Culture as above. 10 foot vines. Packet has about 95 seeds.

U-65 Morning Glory, Dwarf Variegated (*Ipomoea nil*) If you love morning glories, but have no place for them to climb, you might want to try this dwarf version which grows only 5 inches tall with a spread of 7-8 inches. Ideal for pots and baskets. Leaves are variegated, blooms the colors of rosy red, chocolate, pink and sky blue, all with white margins. Packet has about 15 seeds. New!

U-66 Nasturtium, Jewel Mix (*Tropaeolum majus*) Non-trailing bushy variety holds bloom above foliage. Early free-flowering blend of colors. Blooms 6 weeks after sowing & continues to frost. Likes full sun and poor soil. Avoid excess nitrogen. About 25 seeds per packet. Flowers are edible, but remove the bitter pistils.

U-67 Nasturtium, Tall Climbing Mix (*T. majus*) Tall single mix rises to 2 ft. in red, orange & gold shades. Plants will spread. Pkt=20 seeds.

U-69 Painted Tongue, Dwarf Friendship Mix (*Salpiglossis sinuata*) Fleuroselect novelty. Another delicate beauty that deserves to be more widely grown. Exquisite veins and markings on the blooms. Old fashioned cutflower thrives in cool summers with full sun. Trumpet-shaped blooms in a mix of very bright colors with blues predominating. For earlier blooms start indoors 8 weeks before setting out after danger of frost. 15 inches. Packet has .3 gram.

U-71 Pansy, Swiss Giants Extra Finest Mix (*Viola x wittrockiana*) World renowned strain of immense flowers on long, erect stems. Best color in cool of spring, good for bedding or borders. Start 2 months prior to planting in a cool place. Likes partial sun. Packet has about 90 seeds.

U-74 Phlox, Drummondii Mix (*Phlox Drummondii*) Among the most colorful annuals for summer & fall beds, borders or window boxes. A large flowered mix of blue, lilac, crimson, scarlet, pink, salmon, white and yellow with white eyes. Start early indoors or direct sow in spring. Likes moist, well-drained soil in full sun. About the last to succumb to frost. Packet has .4 gram.

U-75 Pincushion Flower, Giant Hybrids (*Scabiosa atropurpurea*) Old-fashioned cutflower that deserves to experience a revival. Blend of crimson, rose, lavender and white pincushion-like flowers on long stems. Among my favorites. 3 feet. Start indoors 4 to 5 weeks before last frost. Pkt=about 40 seeds.

U-76 Poppy, Shirley Double Choice Mix (*Papaver rhoeas*) Blooms all summer in shades of pink, rose, salmon, scarlet & white. Start indoors in cool place 2 mos. prior to setting out, or outside after frost. Likes full sun. Will self sow. Packet has .75 gram.

U-77 California Poppy, Mission Bells Mix (*Eschscholtzia californica*) 2 feet. Colorful, semi-double mixture of bi-colored flowers in shades of orange, red, white & gold. Excellent for borders, rock gardens, bedding. Flowers 2-3 in. in diameter. Likes full sun. Do not transplant. Direct seed in May after soil has begun warming. 2 feet. Packet has .8 gram.

U-78 Portulaca, Extra Double Mix (*P. grandiflora*) The familiar moss rose blooms in shades of pink, rose, apricot, yellow & white on succulent, low spreading plants. Good for bedding & in hanging planters. Easy to grow. Can stand heat. Start in warm spot, bloom 8 weeks from sowing. Thrives in sandy soil, likes full sun. Packet has .2 gram.

U-79 Salvia, Blue Bedder (*Salvia farinacea*) True blue flower spikes are abundant on bushy plants. Grey-green foliage. Light aids germination. Start indoors in warm location 4-6 weeks before last frost, and transplant outdoors after danger of frost is over. Pkt=.5 gram.

U-81 Snapdragon, Panorama F2 (*Antirrhinum majus*) Non-hybrid mix produced from hybrid parents. High-quality blended mix shows golden yellow, rose, orchid, bronze, red and white flowers. 2.5-3 ft. Sow indoors in cool place 8-10 weeks before setting out. Refrigerate seeds, then expose to light to germinate. Packet has two tenths of a gram.

U-83 Stock, Dwarf Ten Weeks Mix (*Mathiola incana*) Formula blended. Dwarf plant reaches 12-14 in. Each plant produces abundant flowers which really come into their own in the cool of September. For bedding & cutflowers. For earlier blooms sow indoors 6 to 8 weeks before setting out after danger of frost. Packet has four tenths of a gram.

U-85 Sunflower, California Black Stripe (*Helianthus annuus*) A traditional variety of giant single stem sunflower with large seed heads. Packet contains 1 ounce. New!

U-86 Sweet Pea, Little Sweetheart Mix (*Lathyrus odoratus*) The most dwarf of all sweet peas, with bushes growing only 8-12 in. Bright color range of red, pink, white, rose, lilac and blue. Produces best blooms in cool fall weather. Quarter oz. packet has about 85 seeds.

U-87 Sweet Pea, Knee-Hi Mix (*Lathyrus odoratus*) Semi-dwarf bush-type plants need no support, produce full-length stems. For earliest blooms, sow indoors 2 mos. before setting out, or sow direct in spring. Likes full sun. Pkt=qr oz.

U-89 Sweet Pea, Mammoth Mix (*Lathyrus odoratus*) 4-6 feet staking variety. The best tall sweet pea in our gorgeous 1988 trial. Never stopped blooming from July to September. Long stems make for ideal cut flowers. Mixture of crimson, scarlet, white, lavender, deep rose, mid blue and pink. Replaces Royal Family Mix. Packet has one quarter oz., about 85 seeds.

U-91 Zinnia, State Fair Mix (*Z. elegans*) We've developed a liking for this old-fashioned variety with its rich array of huge single and double blooms borne on 30 inch plants. Packet= 1 gram, about 100 seeds.

U-92 Zinnia, Cactus Bright Jewels Mix (*Z. elegans*) One of the easiest annuals to sow from seed, in sunny spot, outside after last frost. Cactus flowers with large ruffled blossoms resemble chrysanthemums. Profuse, immense blooms in scarlet, orange, pink, yellow. Full sun. Packet= one gram, about 100 seeds.

U-93 Zinnia, Pumila Mix (Cut & Come Again) (*Z. elegans*) Small plants with flowers 2.5-3 in. across. Wide range of colors includes orange, yellow, white, pink, lavender & scarlet. Pkt= 1gram, about 140 seeds.

U-99 Cutflower Mix A mixture of annual flowers which can be used for cutting. Packet has one gram.

U-101 Ageratum, Blue Blazer (*Ageratum houstonianum*) F-1 hybrid. Showy. Puffy deep blue flowers on 8 in. plant. Very popular for borders & bedding. Starts blooming early, can withstand heat and continue into fall. Pkt=.1g.

U-104 Gazania, Sunshine Mix (*Gazania splendens*) clean seed. More folks should become acquainted with these stunners! Large-flowered mixture of exotic blooms of carmine, orange, gold and bronze shades with many bicolors. 12-14 in. Sow indoors in warm place 8 weeks before setting out after danger of frost or direct seed. Packet contains about 80 seeds.

U-107 Marigold, Queen Sophia (*T. patula*) Award-winning anemone-flowered dwarf, each plant produces many bicolored blooms. Flowers deep orange rust, and as they mature, petals are edged with gold. Named for Queen Sophia of Spain. Packet has .6 gram.

U-110 Petunia, Multiflora Resisto Mix (*Petunia x hybrida* Hort.) F-1 hybrid. These compact 12 inch plants show breathtaking flower production over a long season and are particularly resistant to bad weather. Start indoors in warm place 8 wks before setting out after danger of frost. Do not cover seeds; light aids germination. Pkt=.03 gram, about 300 seeds.

U-113 Snapdragon, Sonnet Mix (*Antirrhinum majus*) F-1 hybrid semi-dwarf. The best snapdragon in our trials, the blooms were refined, early and in a full range of very bright colors. 20 inches. See U-81 for culture. Packet about 50 seeds.

U-116 Verbena, Novallis (*Verbena x hybrida*) Striking purple blooms with white starlike centers appear in clusters on this 6-10 inch bedding plant. Free-flowering, long-lasting blooms survive light frosts. A stunning, vibrant border. 1989 All-America winner. Packet has about 70 seeds. New!

U-119 Zinnia, Sombrero (*Zinnia haageana*) Red centers with yellow exteriors create a Mexican effect. Its small two-tone petals add zest to your cut flower bunches without being gaudy. Packet has about a quarter gram (180 seeds) New!

U-122 Zinnia, Yellow Marvel (*Z. elegans*) Quickly became a favorite for the refinement and lasting quality of its profuse, rich, golden yellow 3.5 in. dahlia-type flowers. These kept on coming till frost and those with long enough stems (about half) made excellent cut flowers. 1985 All-America winner. Open pollinated. 15 inches. Packet contains about 30 seeds.

U-125 Zinnia, Ruffles Mix (*Z. elegans*) F-1 hybrid. Bred for bouquets. Flat-petaled, double to semi-double flowers on long stems. Free blooming, respond to frequent cutting. Yellow, scarlet, pink & cherry blooms. Form an elegant hedge 24-30 in. Grow easily from direct seeding. Very elegant blooms. About 25 seeds per packet.



V. EVERLASTINGS

V-3 Acroclitum (Helipterum roseum) Daisy-like everlasting flower which may be used fresh as cutflower. Pick in bud stage; will open as it dries. White, rose & pink shades. Start in cool place 2 mos. prior to setting outdoors, or sow direct outdoors after frost. Annual. Pkt=100 seeds

V-5 Blazing Stars (Liatris spicata) Perennial. 18 inches. Spikes of rosy purple flowers for cutflowers or drying. Start indoors in late winter in cool place and set out in spring in 6-8 weeks or direct seed in spring. Packet has one gram.

V-6 Celosia, Coral Garden Mix (Celosia cristata) Compact plants have large 8 in. combs. Rich mixture of brilliant red, crimson, rose, orange and golden. Annual. Packet=.2 gram.

V-9 Chinese Lantern (Physalis Franchetii) 2 ft. perennial grown for its deep orange "lanterns", the calyx which surrounds the red fruit. May be sown indoors in warm place. Likes full sun. Perennial. Packet has one gram.

V-11 Sea Holly (Eryngium alpinum) Unusual pineapple-shaped blue flower clusters on 2.5 foot plants. SEEDS MUST BE FROZEN, THEN GERMINATE AT 70 DEGREES. Start indoors in warm place 8-10 weeks before setting out or else direct seed in fall. Perennial. Packet=.05 gram.

V-15 Globe Amaranth Mix (Gomphrena globosa) Easily grown annual everlasting likes hot sun, grows in any soil. Beautiful clover-like 1-1.5 in. flowers bloom in shades of purple, rose, lavender & white. Can also be enjoyed as bedding plant. Sow indoors in warm spot, 2 months before setting out. Clean seed. Packet has about 125 seeds.

V-16 Globe Amaranth, Strawberry Fields (Gomphrena globosa) Beautiful strawberry-red gomphrena with profuse 1.5 inch blooms which will add vibrant color to your everlasting arrangements. Culture as above. Clean seed. Pkt has about 130 seeds. New!

V-18 Honesty or Silver Dollar (Lunaria annua) The money plant. Winter hardy biennial has fragrant lavender flowers, but is usually grown for its large silver seed pods which are lovely in winter bouquets. Sow indoors in cool spot before setting out to a sunny location or direct sow spring or fall. Packet has 1 gram, about 50 seeds.

V-21 Love in a Mist, Persian Jewels Mixed (Nigella damascena) Profuse bloomer in pink, blue & white shades. Flowers surrounded by cloud of greenery make lovely bouquets which can be dried. Seed pods are also decorative. Direct seed as soon as ground can be worked, or sow indoors in a cool spot 2 months prior to setting out. Plant in full sun. Annual. Pkt=.4 gram

V-22 Quaking Grass (Briza maxima) Annual. Also known as Totter Grass, an old favorite for floral designers. The large 2.5 inch rattle-like seed heads hang down from strong stems. 14-16 in. Packet has 1 gram.

V-23 Safflower, Orange Ball (Carthamus tinctorius) annual from Park. Try this for a different color for arrangements. Fluffy golden, orange balls tipped with deep orange, borne on strong, erect stems are 1.5 in. in diameter. Start indoors 6-8 weeks before setting out in early spring or direct seed in early spring. Packet contains about 10 seeds.

V-24 Sea Lavender Tatarica (Limonium latifolium) Also known as German Statice. Clean seed. Twenty inches. Large silvery-white flower heads for drying. Grow indoors in a cool place 6 to 8 weeks, set out in early spring, or direct seed early spring or late fall. Perennial. Packet approximately 50 seeds.

V-25 Starflower, Ping Pong (Scabiosa stellata) Another selection from Park. The small white flowers dry to ball-shaped, intricately designed seed heads centered by delicate maroon stars. Should be seen to be appreciated. Packet contains about 10 seeds. Annual.

V-26-42 Statice (Limonium sinuata) 5 colors and 1 mixture. V-26: Apricot; V-30: Kampf's Blue (medium deep, violet blue); V-33: Rose (red); V-36: Royal Purple (deep purple); V-39: White; V-42: Mixture of above colors. Faithful standby in everlasting bouquets. Easy to grow with long-lasting colors for winter. Reach 2-2.5 ft. on sturdy stems. Flowers may be gathered for drying many times throughout summer. Sow in warm spot 2 mos. prior to setting out. Grow in full sun. Seed is rubbed for easier germination. White, apricot, blue packets contain 60 seeds; red, purple packets contain 90 seeds; mix 120 seeds. Annual. Note: seed is already on hand for all the colors above so there will be no disappointments!

V-46 Russian Statice (Suworowii) Annual. Long branched spikes with bright rosy pink flowers that are gracefully curved. Good color retention. A poor germinator. Pkt=.07g. New!

V-48-51 Strawflower Monstrosum (*Helichrysum bracteatum*) 3 colors and 1 mixture. V-48: Salmon; V-49: Fiery Red; V-50: White; V-51: Mix (flowers of red, bronze, pink, yellow and white). All have large double flowers to 30 inches. The freeblooming strawflower is good for border color as well as for drying. Likes warm weather but will produce blossoms into fall. Gather blossoms before fully opened. Sow indoors in a warm spot 2 mos. before setting out. Grow in full sun. Colors: packets= about 260 seeds, mix: packet has 400 seeds. Annual.

V-52 Strawflower, Bikini Mix (*H. bracteatum bracteatum*) We've never seen a Bikini we didn't like! These Bikinis bear bright double flowers on dwarf 18 inch plants in just twelve weeks. Several commercial arrangers we know prefer them to the taller strawflowers. Packets have at least 200 seeds. New!

V-53 White Yarrow (*Achillea millifolium*) Perennial. 2 feet. For borders and dried flower arrangements. Can be started indoors in cool place or direct seeded early in spring or fall. Pkt=1 gram.

V-54 Winged Everlasting, Grandiflora White (*Anemobium alatum*) To some people its branches look winged...to me they just look sinuous. No argument, though, that its white petals with yellow centers look mighty good in arrangements. Annual. Sow indoors 8 to 10 weeks before setting outdoors in sunny location. Packet contains a half gram. New!

V-56 Xeranthemum, Immortelle Mix (*X. annuum*) Papery daisy-like flowers in a wide range of colors. Grow easily from seed, or can be started early indoors. Germinate at 70-75 degrees in 2-3 weeks. Flowers 1.5 in across, grow to 3 ft. Ann. Packet=about 190 seeds.



W. PERENNIALS

W-3 Perennial Aster (Michaelmas Daisy) Alpinus Dwarf Mixed. Native to N. America but first popular in European gardens. Germinates 2-3 weeks at 70-75 degree optimum. Enjoys full sun in slightly moist location, average soil not too rich. 1 ft plants. Packet has about 60 seeds.

W-5 Alyssum, Saxatile compactum (*Aurinia saxatilis*) Popular yellow perennial alyssum used in rock gardens and perennial plantings. Sow early summer for bloom the following spring. Growers on clay soils beware flea beetle damage. Packet=.4 g.

W-7 Baby's Breath, Single Alba (*Gypsophila paniculata*) Lovely as a border plant in masses, bearing many white tiny single flowers. If cut before fully opened, useful as an everlasting. Seeds may be sown direct, do not cover. Garden height: 3 ft. Packet=.8 gram.

W-8 Bells, Monstrosa Mix (*Bellis perennis*) Biennial. Also known as English Daisy. Blossoms look like elegant small double asters. Large double flowers with needle-shaped petals in rose, pink and white. Likes cool summers and should be protected in winter. Sow in August or start indoors 6-8 weeks before setting out in spring. Slow to germinate. Blossoms are edible. Packet has one half gram. New!

W-10 Columbine, Mrs. Scott Elliot Mixed (*Aquilegia caerulea*) free blooming white, red, lavender, pink and red flowers rising to 30 inches on strong stems. Will bloom 1st season if seeds are sown indoors in early spring. Likes sun, can tolerate some shade, flowers May & June. Packet=about 110 seeds.

W-12 Coneflower, Purple (*Echinacea purpurea*) Vigorous grower, long-lived. Beautiful daisy-like flowers in gradations of purple to 3 feet. Blooms first year from seed. Grow indoors for 2 months. Pkt=1g.

W-13 Coral Bells, Bressingham Hybrids (*Huechera sanguinea*) Palest pink to deepest crimson sprays of graceful bells rise from hardy plants of heart-shaped foliage. Start indoors in cool place 8-10 weeks before setting out in partial shade. Need light to germinate. Packet=.02 gram.

W-14 Coreopsis, Sunburst (*Coreopsis grandiflora*) Bright golden yellow flowers excellent for cutting. Very hardy. Will flower first season if started indoors in cool place 6-8 weeks before setting out in sunny spot. Pkt=1g.

W-15 Delphinium, Pacific Giant Astolat (*D. elatum* L.) Quite popular as a background plant and as a cutflower. Likes sun, can tolerate some shade. Pastels of blush, lilac, raspberry and rose with dark bees. Pkt=about 135 seeds. New!

W-16 Delphinium, Connecticut Yankee Mix (*D. x cultorum*) Dwarfed version grows only 3 feet, good where wind is a problem. 1965 All-America Selection in blue, purple, lavender and white. Packet has about 135 seeds.

W-18 Digitalis, Gloxiniflora the Shirley (*Digitalis pupurea*) Favorite old perennial with 3-5 ft. stalks crowded with large thimble-like flowers drooping to one side. Useful in backgrounds or borders. Colors range from cream through pink & purple shades. Germinates 70-75 degrees in about 1 wk. Likes partial sun. Packet= .3g.

W-19 Evening Primrose, Lamarkiana (*Oenothera lamarkiana*) The true evening scented primrose with large yellow flowers borne on 3-foot plants. For early blooms sow indoors in a warm place 8 weeks before setting out. Pkt=1g.

W-20 Flax, Blue (*Linum perenne lewisii*) For borders or rock gardens. Likes full sun. Start indoors in a cool place 6-8 weeks before setting out or direct seed in cool soil in spring or fall. Packet= 1 gram.

W-22 Gaillardia, Grandiflora Mix (*Gaillardia cristata*) Single flowered mixture in really beautiful shades of gold and red. Germinate at 70 degrees--do not cover seed. Likes full sun and sandy soil, is tolerant of drought and heat. Robust blooms. *Caution: Does poorly on heavy soils.* Packet has 1 gram. New!

W-25 Hollyhock, Chater's Double Mixed (*Althea rosea*) An old time favorite for background color. Needs staking. Likes full sun and lots of room. Double-flowered biennial in shades of red, pink, yellow and white. Start indoors in a warm place 2 mos. prior to planting. Pkt=1.2 grams.

W-26 Johnny Jump Up, Helen Mount (*Viola cornuta*) 7 inches. This favorite comes in violet, lavender, and canary yellow. Small abundant flowers like partial shade. Can be direct seeded early spring for flowers late in season or sown in fall for earlier blooms the following year. *Caution: can be invasive.* Flowers are edible. Packet has one half gram.

W-27 Lupine, Russell Choice Mix (*Lupinus polyphyllus*) Have dense spikes with large flowers in full range of colors. They like a cool, moist spot and sandy soil. Can be sown indoors in late winter, or outdoors in early spring, or late fall in a sunny spot. Pkt=about 75 seeds.

W-30 Poppy, Gartford Giants Mix (*Papaver nudicaule*) Known as the Iceland Poppy. Delicate white, yellow, gold, apricot, orange blossoms from May till frost. Sow where they are to grow in spring, in a sunny spot. Pkt=.4g.


W-31 Oriental Poppy, Dwarf Allegro (*Papaver orientalis*) Long-lived perennial. Fern-like leaves, showy buds, opening to dazzling scarlet flowers with contrasting black eyes. 16 inches. Sow in June, transplant in October for flowers the following summer. Packet has .05 gram, about 250 seeds.

W-34 Shasta Daisy, Alaska 3 feet tall. (*Chrysanthemum leucanthemum*) Clean, white daisy-like flowers with bright yellow centers make good home garden cut flowers and good border plants for sunny locations. One of the easiest perennials to grow, will usually bloom first year if started indoors in spring and transplanted when soil warms. Packet= a half gram.

W-36 Sweet William, Double Choice Mixed (*Dianthus barbatus*) A fragrant biennial in red, pink, white, lavender or mixed colors. May be started 2 mos. before setting outdoors, or sown where it will grow in late summer or fall. Requires full sun, good drainage & likes lime. Packet has .6 gram.

W-39 Thyme, Creeping Thyme (*Thymus serpyllum*) Creeping sweet-scented ground cover with purple flowers, good in rock gardens, between stepping stones, or on dry slopes. Likes good drainage, full sun and alkaline soil. Plants grow slowly from seed, may be started indoors 2 mos. before planting, or outside in early spring or fall where they will grow. Sow thickly. Packet has .12 grams.

W-48 Wildflower Mix for the Northeast. A blend of 20 perennial and annual species native to or naturalized in northeast US and Canada. Includes Dame's Rocket, Black Eyed Susan, Corn Poppy, Blazing Star and Cornflower. Start in cool place indoors two months before setting out, or broadcast in spring or fall in a seedbed in a sunny spot. Pkt= 2.4 grams.



Y. ACCESSORIES

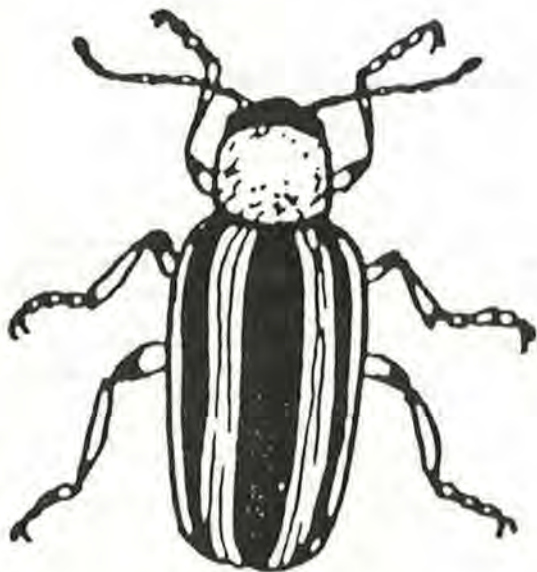
Y-1 Legume Inoculant Garden Combo Treats 8#. These dry peat-based rhizobia cultures will increase the nitrogen fixation and stimulate your legumes to higher yields. Suitable for peas, beans, limas and sweet peas. Moisten seeds, sprinkle inoculant & shake. Packet treats 8# of seed.

Y-2 Legume Inoculant Garden Combo Treats 50#. Much larger size packet than above.

Y-4 Dipel Wettable Powder 4 ounce size. Bacillus Thuringiensis (dipel is the trade name) kills only caterpillars, including cabbage & tomato loopers. BT causes stomach disease. 4 oz dipel is garden strength, approx 4,300 I.U. per mg.

Y-5 Dipel Wettable Powder Commercial Strength 1 lb size. Commercial strength: 32,000 I.U. per mg. Will treat at least two acres. Avoid inhalation.

Y-6,7,8,9 Rotenone Dust and Garden Dust Combo. We are discontinuing these items because of concerns for the health of our workers who have had to handle these cans in the close confines of our chicken barn warehouse. Although safer to handle outdoors, these broad spectrum poisons should be considered only as a last resort, when other less toxic methods of insect control have failed.



Y-10 Safer's Concentrate Insecticidal Soap 8 oz size. The specific pest-controlling fatty acids in Safer's are isolated from a plant and animal based soap. Compatible with other controls and foliar sprays, this biodegradable contact insecticide is gentle on beneficial insects. Controls aphids, mealy bugs, white flies, mites, scale, earwigs, spittle bugs. Mix 1 oz with 1 qt water or dilute to 1-2%.

Y-11 Safer's SharpShooter Weed and Grass Killer 24 ounce size in a spray can. A fast-acting natural soap made from fatty acids. Works on contact to kill unwanted vegetation within hours. SharpShooter is non-selective, so desired plants should be shielded from spray. **New!**

Y-12 Jiffy 7s. Peat pellets expand 7 times when you add water. Can be used for transplanting seedlings or sowing seed directly into pots. No need for filling pots with soil: 7s contain their own & their own fertilizer, too. Prevent transplant shock.

Y-13 Jiffy Pots 3 inches round. Peat pots eliminate transplant shock as they can be stuck in the ground without pulling plant from pots. This size good for tomatoes, brassicas & many flowers.

Y-14 Plant Trays. For seedlings indoors. Known as "1020" in the trade, these are actually 10.5x21x2.25 in. and hold at least 18 3 in. jiffy pots. Made of plastic. Have drain holes.

Y-15 Plug Flats #50 Size. Also known as Pro Trays. At the cutting edge of transplanting technology. Fit into standard 1020 flats to ease handling in the greenhouse. Made of lightweight, durable black plastic with bottom drain holes. The 10.5x21x2.31 in. trays contain 50 cells that are 1.88 in. across and 2.31 in. deep. Ideal for starting cucumbers, melons, most perennials. New!

Y-16 #98 Plug Flats As above except trays contain 98 cells 1.38 in. across and one inch deep. Use vermiculite in trays. Good for starting brassicas, peppers, lettuces, eggplant. New!

Y-17 Wooden Pot Labels 5 in. by 5/8 in. wooden sticks for identifying seedlings. Untreated.

Y-18 Wooden Garden Stakes 12 in x 1 1/8 in. x 1/8 in. Made locally. Untreated.

Y-19 Compost & Soil Thermometer Encased in metal with a pointed tip, it probes 13 inches into the compost or soil to monitor temperatures accurately. Calibrated from 20 degrees to 220 degrees F. Takes the guesswork out of when to plant the corn, or whether your compost pile is hot enough to kill weed seeds and unwanted organisms.

Y-20 LaMotte garden pH kit An inexpensive method for approximating your soil's pH and determining amounts of limestone needed to redress imbalances. Includes instructions & materials for 15 tests.

Y-21 LaMotte garden soil test kit Contains reagents for approx. 30 soil pH tests, 15 nitrogen, 20 phosphorus and 15 potassium. Contains instructions, test tubes, & info booklet.

Y-22 Black Plastic Mulch AVAILABLE ONLY IN 50 FOOT LENGTH. Use to suppress weeds and to increase soil temperatures. Not very aesthetic but it gets the job done. 4 foot wide, 1.5 mil low density high strength film.

Y-23-24 Reemay 67 inches wide spunbonded polyester from Dupont. Available in 2 sizes: 50 feet and 250 feet. We gained two weeks on summer squash, cucumbers, melons, basil with its use. It admits light and water and can be laid lightly over plants without using hoops. Do not stretch taut. With care it can be reused once. Increases soil temperatures and KEEPS INSECTS OUT. Ideal for low-growing vine crops. We also found it to be an effective scarecrow for young sweet corn seedlings! Truly spectacular results.

Y-25 Wall o' Water Offered in 3-packs. Season extender for individual plants. Said to offer protection down to 16 degrees F. We haven't tested, but offer on the recommendation of several seasoned growers. Surrounds plants with plastic teepees 18 in. high, 18 in. across, holding 3 gal. water which absorb heat during day and release it at night to moderate temperature extremes. Easy to assemble kits.

Y-26 Wettable Sea Crop Powder 10.7 oz size, makes 1 gal. of seaweed liquid. A dehydrated form of sea crop liquid seaweed. To constitute: fill pint jar half full of hot or warm water. Add 3 tablespoons seaweed powder. Cover tightly and shake jar vigorously. Add remainder of water to fill jar and shake again. This pint of full strength seaweed should now be diluted and used at the rate of 3 teaspoons per gallon of water.

Y-27 Seacrop Liquid Seaweed 1 pint size. Produced from a blend of marine plants harvested on the coast of Maine. Provides nitrogen compounds and trace minerals. Can be applied to seed, root or leaf. Said to reduce transplant shock and make plants more frost resistant. As a transplanting medium or a germination aid, use 4 teaspoons per gal. of water. As a foliar feed use 3 teaspoons and also mix one quarter tsp of biodegradable detergent to help seaweed penetrate the foliage.

Y-28 Seacrop Liquid Seaweed 1 gal size.

Y-29 Seamix 1 pint size Seamix is a blend of plant foods from the ocean. Combines the nitrogen, phosphoric acid and potash of ocean fish emulsion with trace minerals & amino acids of liquid seaweed. Synthetic urea, potassium nitrate and phosphorus-phosphoric acid have been added to bring analysis up to 4-3-4. To be used as a foliar feed. Dilute at rate of 8 tsp per gallon of water. Contains a wetting agent to insure leaf penetration. For best results spray plants in forenoon at critical stages in growth cycle.

Y-30 Seamix 1 gallon size as above.

Y-31 Seaweed Meal Soil Conditioner 5 lb bag. Dried and ground seaweed. Mix into the soil at the rate of 1 lb. per 100 sq. feet. Contains trace minerals, enzymes & amino acids. Can be used for animal feed.

Y-32 Seaweed Meal 50 lb bag. As above except AVAILABLE TO PICK-UP CUSTOMERS ONLY! No UPS. Note: Items Y-26-32 are from North American Kelp in Waldoboro, Me.

Y-33 BioCast 3 lb. bag of worm castings. Slow-dried, odorless, granular compost provides a fast-acting, gentle soil conditioner and plant food. Said to reduce transplant shock. Use sparingly as compost supplement; a little goes a long way.

Y-34 Komplete Potting Mix (.2%N, 1%P, .4%K, 1% Ca) 5 lb. bag. A combination of humus-type peat and Kompost I. Ready-to-use, uncompressed & moist, it is easy to handle, to start seeds in, and to water. Some applications may need lightening materials. Can be used for soil blocks. Slightly acidic. New!

Y35 Blood Meal (11-0-0) 5 lb. bag. Has the fastest release time of the natural organic nitrogen sources. As a vegetable side dressing, apply at 3/4 lb/100 sq. ft. 3 wks after transplanting or 4 wks after seeding. Also acts as a temporary deer repellent.

Y36 Bone Meal (3-27-0 plus 24% calcium) 5 lb. bag. Steamed, ground bones. A phosphorus source for gardens, greenhouses and flower bulbs. Use 1-2 lbs./100 sq. ft.

Y37-40 T-Shirts Our T-shirts come in two styles (regular and long-sleeved) and two background colors, yellow and silver. All are 100% cotton, made by Hanes, and screened by Liberty Graphics of Liberty, Me. Gene's new design features a flowering kale in bluish purple, red and green. The long-sleeved T-shirts are of the beefy type. Sizes are extra large, 46-48; large, 42-44; medium 38-40; and small 34-36. All styles shrink when washed. No French cuts available.



BOOK DESCRIPTIONS BY CR LAWN

1. American Country 102 pp. softcover. Spring 1988 issue of new magazine from Mother Earth News describes many of the unusual vegetables and herbs that are captivating American gardeners in the '80s. How to grow and use celeriac, fennel, cilantro, rouquette, mache, mizuna and many of the other exotic items in our catalog.

2. Botany for All Ages by Jorie Hunken and the New England Wild Flower Society, 157 pages, softcover. Ideas for over 100 activities designed as environmental education projects for kids. Clearly the author has a profound understanding of kids. The projects show great imagination, such as making rain meters from haircap mosses, whistles from acorn caps ("kids become very fond of this loud noise, so don't introduce the skill unless you are willing to put up with the racket."), bouncing cranberries and searching for hitchhiking seeds. New!

3. Coloring Fun with Insects by the Entomological Society of America. 46 drawings of common insects for coloring, with non-pejorative information about each insect's natural history. Gives elementary-age kids a chance to have fun while learning some basic entomology, and raises everyone's consciousness about insects. Our most popular book over the past three years.

4. Culture and Horticulture by Wolf Stori, 417 pages, softcover. Probably the best book on biodynamic agriculture. "Biodynamics, although not disparaging of common sense, is concerned essentially with consciousness-expansion in regard to plants, animals and soil. The attempt is made to look into the deeper spirit of nature." New!

5. The Book of Everlastings: Growing, Drying and Designing with Dried Flowers by Mark & Terry Silber, Knopf, 214pp., hardcover. The authors run Hedgehog Hill Farm in Sumner, Me., where they grow and sell everlastings. This work of art showcases their skills in design and photojournalism as well as their horticultural knowledge. They discuss over 100 plants, covering cultural instructions, optimal picking times, and design arrangements with sequential views of arrangements in progress.

6. Fedco Seeds' Fanciful Favorites by CR Lawn, illustrated by Sam Sanborn. An irreverent look at a seedy business, through a mock catalog compilation of apocryphal varieties. Its barbed humor is not for the thin-skinned. Meet the Maine Yankee Leek, the L. L. Bean, the Pernicious Pumpkin, and Shiver D'Hiver Lettuce. Only a few copies are left from our printing; this is your last chance! Rumors of a sequel have been greatly exaggerated.

7. Field and Garden Vegetables of America by Fearing Burr, Jr., 667 pages, hardcover. Quality reprint of a gardening classic. Burr's book in 1865 was the first to provide complete and accurate descriptions of vegetable cultivars grown in America, including nearly 1,100 varieties, some of which are still around. An invaluable tool for preservationists and historians. Includes about 90 delicate woodcut illustrations. New!

8. Green Manures: A Mini-Manual by the Research Dept. of Johnny's Selected Seeds, 16 pages, paperback. This inexpensive booklet covers the purpose, cultivation and tillage of green manure crops. New!

9. Growing Garden Seeds, 2nd Edition by Rob Johnston Jr. 32pp. paper. Simple instructions for saving seed of common vegetables. Good, clearly written introduction tells you what you need to know to be a successful seed saver.

10. Growing Vegetables West of the Cascades by Steven Solomon, 339 pages, softcover. Don't be misled by the title: this book has universal relevance. Solomon is a curmudgeon, an iconoclastic philosopher enamored of the blunt statement. His interests have ranged from teaching to martial arts, from seeds to homesteading. He founded, and later sold, the highly successful Territorial Seed Company in Oregon. He will alternately amuse you, enrage you, and enlighten you. The book has a searing chapter on the seed trade, the likes of which I've never seen before in print. He names names. New!

11. Heirlooms and Genetics, 100 Years of Seeds by Lyman N. White, 144 pages, clothbound. I just couldn't put this fascinating book down, even in the wee hours of the night. The author went to work for D.M. Ferry & Co. (predecessor to Ferry-Morse) in 1929 and has remained close to the seed business since. He presents the simplest, most readable explanation of plant genetics that I have yet found. If you want to know the history of many of the varieties we list, you'll find it in this little volume. New!

12. Hort Ideas Published monthly by Greg and Pat Williams. We find this newsletter to be full of intriguing garden news about all sorts of topics from fruit to flowers. They gather their material from hundreds of popular and technical sources.

13. How To Grow More Vegetables than You Ever Thought Possible on Less Land than You Can Imagine, 3d edition, by John Jeavons, 144 pages, softcover. The bible of the French intensive/biodynamic method of cultivation. Covers techniques used in this method such as double digging. Condenses valuable information in excellent charts.

14. Identifying Diseases of Vegetables by A.A. McNab, A.P. Sherf, and K.K. Springer, 62 pages softcover, University of Pennsylvania. Excellent photographs facilitate accurate disease identification. Includes all the popular vegetables and all the common diseases which affect them.

15. The Kimberton Hills Agricultural Calendar Kimberton Hills Publications, 40 pages. 13th edition of the biodynamic calendar includes inspirational/philosophical essays, lunar and astrological charts correlated with planting data, and a striking map of the constellations. "A guide for understanding the influence of cosmic rhythms in farming and gardening." New!

16. Knott's Handbook for Vegetable Growers, 3d Edition by James E. Knott, revised by O.A. Lorenz and D.N. Maynard, 390 pages, spiral. Invaluable reference for market vegetable growers combines useful information with abundant easy-to-follow tables and graphs.



17. The New Organic Grower by Eliot Coleman, 269 pages, softcover. Although I could never be as organized, systematic, logical and disciplined as they, I've always admired Eliot Coleman, and his mentors Helen and Scott Nearing. Coleman has crafted this book out of his two decades of experimentation. If you are now, ever have been, or ever wish to be a market grower, you should read this book. The chapters on crop rotation and green manures alone are worth the price. New!

18. The New Seed Starters Handbook by Nancy Bubel, Rodale, 385pp., softcover. Revised edition of a gardening classic by a 30-year gardening veteran. If you start your own seeds, you'll find much to use in the practical suggestions. Includes new sections on raising garden flowers, wildflowers and trees and shrubs from seed.

19. From the Orange Mailbox, Notes from a Few Country Acres by A. Carman Clark, 273 pages, softcover. A collection of delightful essays which first appeared as columns in The Camden Herald. They are inspired by the author's every day experiences on her 170 acre farm in Union, Me. and have the quintessential rural downeast flavor. If you fancy parsnips, rhubarb, asparagus and lilacs, or are at all curious about the mating habits of woodchucks, you'll probably find Clark to your liking. New!

20. Park's Success with Herbs by Gertrude Foster and Rosemary Loudon, 192 pages, hardcover. Recommended by several growers as the best book on herbs, and one that has stood the test of time. Covers seed starting, garden culture, harvesting and preserving, with over 350 color photographs. New!

21. Pesticide Alert, A Guide to Pesticides in Fruits and Vegetables by Lawrie Mott and Karen Snyder, Natural Resources Defense Council, 179 pages, softcover. Pesticide residues have been detected in 55% of the peaches on supermarket shelves, 52% of the cherries, 22% of the potatoes. This book has tables for 26 common fruits and vegetables from apples to watermelons. For each, it lists the 5 pesticides most frequently detected, their health effects, and whether residues can be reduced by washing or processing. Good bibliography if you want to delve deeper. New!

22. Rodale's Color Handbook of Garden Insects by Anna Carr, 241 pages, softcover. Does for insects what Identifying Diseases does for diseases. This book's strength is in its graphic close-up photographs, some of them lurid. Describes each insect, covers its range, life cycle, feeding habits, host plants, predators, and possible natural controls. New!

24. Taylor's Guide to Annuals by Norman Taylor, revised and edited by Gordon P. DeWolf Jr. Clothbound, 479 pages. Has profuse color plates and thorough descriptions to aid in the identification and culture of more than 300 annuals. New!

25. Taylor's Guide to Perennials by Norman Taylor, revised and edited by Gordon P. DeWolf Jr. Clothbound, 479 pages. An aid to the identification and culture of more than 380 perennials. Profuse color plates and good descriptions. New!



Attn. Group Co-ordinators!

Your packet of 1989 Fedco Seeds catalogs and order sheets is enclosed. This year a catalog accompanies every order sheet. The order sheets are stuffed in the catalog centers. The number of books you received was determined by the size of your group and the degree of interest it has shown in the past. **IF WE DID NOT SEND ENOUGH PLEASE CONTACT US QUICKLY AND WE WILL SHIP MORE.** If we have sent too many, please let us know so we can save money and trees in the future.

If you are not the person who should receive this packet, please contact the right person quickly to facilitate distribution. Please let us know if you wish to be removed from our mailing list, and tell us who should be substituted.

Please consider carefully whether or not your group should participate in this order. The success of a group order is heavily dependent on volunteer energy. Please distribute catalogs as quickly as possible so members will have ample time to order before the deadlines.

If your group is interested in **VOLUME DISCOUNTS** or **EARLY DELIVERY**, your order must be received by Fedco on or before Feb. 2. Last minute orders may be called in on Feb. 2. Order deadlines and shipping timetables are the same for both group and individual orders. Consult page 4 for details.

Out-of-stocks are a particular annoyance for group orders. **WE STRONGLY URGE GROUPS TO ORDER BY FEB. 24**, as the out-of-stock rate often exceeds 10% in March. **ABSOLUTELY NO ORDERS WILL BE ACCEPTED AFTER SAT. MAR. 24, OUR FINAL DEADLINE.**

IN THIS PACKET: Our **CATALOG** contains an **ORDER FORM** to be returned to the group collator. Each form has the **EARLY DELIVERY** order page (page 1). **BULK ORDER FORMS** (in some packets) are for growers wishing to purchase larger quantities of seed than are listed on the regular order form. Please circulate bulk order forms among those who can use them.

If you have any questions, please call us at (207) 872-9093 between 9-5 weekdays. We welcome feedback, questions and suggestions on our selections and service. We are always trying to improve. If you know of people or groups who are not now receiving our order forms, but who might be interested, please let us know.

EARLY DELIVERY OPTION

is available to your group for certain selections. We will ship by Wed. Feb. 14, with out-of-state orders going first class mail. This option allows your members to start seedlings before mid-March, but requires **TWO** seed breakdown/distributions, and is only available for orders received by Fri. Feb. 2. **YOUR GROUP SHOULD DECIDE IF IT WISHES TO TAKE ADVANTAGE OF EARLY DELIVERY OPTION.** If it does, please refer to the early delivery page (front page) for instructions. Please record your early delivery order on its own pages.

DO NOT RECORD IT IN THE MAIN BODY OF THE ORDER FORM. If some members want early delivery, and some do not, record the early delivery order on its own page, and the balance of the order for the same commodities in their normal places on the order form.

YOUR GROUP MEMBERS ARE INSTRUCTED TO DO THE SAME TO MAKE YOUR COLLATING EASIER. If you are not interested in early delivery, tear the front pages off all the order forms in your catalogs before you circulate them.

YOUR GROUP'S CONTACT PERSON should keep a copy of your order. Upon receipt of seeds, inventory the shipment to insure accuracy **BEFORE** dividing seeds among members. This is the only way to insure accountability for errors. As an aid in this process, we code-label each packet with its catalog number and size. We cannot be responsible for errors made by group collators and workers at breakdowns. We **WILL** be responsible for errors made by us at our warehouse. We will see to it the group's order is filled; **GROUPS MUST TAKE RESPONSIBILITY** for seeing that their own members' orders are filled.



To Order:

1.) Groups choose a collator and collate own orders. The job of the collator is crucial to the success of your order. Some groups have used the savings realized from volume discounts to pay collators for their extensive labor. If you need help collating, please call us, as we have experimented with most possible and impossible systems!

2.) EACH GROUP should mail one order to Fedco Seeds, 52 Mayflower Hill Drive, Waterville, Me. 04901. ONLY ONE ORDER PER GROUP, PLEASE. ORDERS MUST REACH US by Fri. Feb. 2 to be eligible for early delivery service or volume discounts. If under last minute pressure, groups may call in orders to (207) 872-9093 on Fri. Feb. 2. No deletions from orders will be accepted after this date.

3.) PAYMENT: Fedco Seeds works on a preorder, prepay basis. Unless you have made other arrangements in advance, we expect groups to prepay for seeds. Each group sends one check payable to Fedco Seeds. Prepayment should accompany your order, or follow it immediately if you called in order. We will not ship orders until payment received. Call if you have a problem.

4.) If you wish immediate acknowledgment of your order, please send us a SASE; otherwise we will acknowledge your order and give you a progress report by Feb. 22.

5.) MINIMUM ORDER: \$25. MAR. 24 IS FINAL ORDER DEADLINE.

6.) Indicate how you want delivery on the blank on page 3.

7.) SUGGESTIONS: Group collators receiving multiple suggestion lists from members please collate them and send one list in with your order. YOUR SUGGESTION "VOTES" COUNT A LOT.

8.) NUMBER OF PERSONS ORDERING: Please tell us how many orders you received on the blank on page 3.

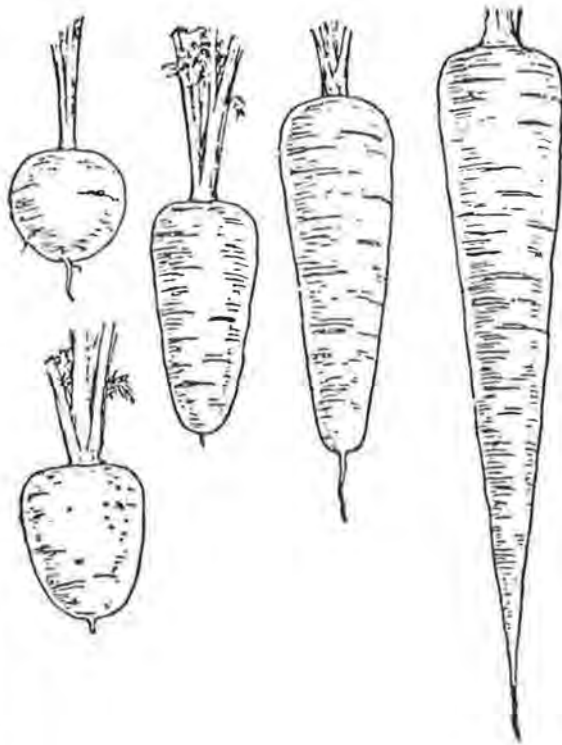
9.) MEMBERSHIP: If you have not already done so, you may become a member of Fedco Seeds by sending us a membership fee of \$1 (if you sent \$1 previously, please don't do it again.) Membership is optional: not a requirement for purchasing seeds. Members are eligible to vote for our Board of Directors.

10.) MAILING LIST: Collators please include a list of all members who wish to be added to Johnny's mailing list.

11.) MAILING LIST EXCHANGES: If you want to receive mailings from other similar co-operative/agricultural organizations, please check the box on page 1. If you do not check the box, we will not give your name out.

12.) ADD-ONS: We accept later add-ons to your order, but generally we cannot combine them with your original order in one shipment. We treat them as separate orders.

13.) BACK ORDERS: If you do not wish to receive back-order shipments please check the blank for no back orders. You will be refunded for any items which have not arrived by your shipping date. If you do not check this blank, you agree to take responsibility for getting back-order shipments distributed to your members.



INDEX TO 1990 CATALOG

GOODS

Accessories	37-39
Beans	10-11
Beets	18
Books	39-41
Broccoli	20-21, 24
Cabbage	20-21, 24
Carrots	18
Cauliflower	20-21, 24
Cucumbers	14
Flowers	30-36
Greens	19-20
Herbs	28-30
Lettuces	24-26
Melons	14-16
Onions	19
Peas	12-13
Peppers	26-28
Radishes	19
Root Crops	18-19
Squash	16-18
Sweet Corn	11-12
Tomatoes	26-28
Vegetables	9

SERVICES

ASAP Service	8
Back-Orders	5
Bulk Orders	3
Commercial growers' information	8
Group Orders	42-43
Guarantee	8
How to Get Involved	3
How to Order	3, 43
How We Work	3
Limitation of Liability	8
Melon growing tips	14-15
Minimum Order	3
New in 1990!	10
Ordering Timetable	4
Pick-up Discount	3
Planting Guide	22-23
Planting Tips	9, 14-15, 22-23
Problem Resolution	5
Resources	6-7
Shipping Timetable	4
Telephoning Us	4
Volume Discounts	3
Who We Are	2



Fedco Seeds **Address Correction Requested**
52 Mayflower Hill Drive
Waterville, Me. 04901

Bulk Rate
U.S. Postage
PAID
Waterville, Me.
Permit No. 44