

---

8-1-1984

## The Input-output Structure of the Canadian Economy in Constant Prices 1971-1980

Kishori Lal  
*Minister of Supply and Services Canada*

Basil McCormick  
*Minister of Supply and Services Canada*

Mike Palme  
*Minister of Supply and Services Canada*

Jean-Marie Ferland  
*Minister of Supply and Services Canada*

Pierre Généreux  
*Minister of Supply and Services Canada*

Follow this and additional works at: [https://researchrepository.wvu.edu/rri\\_ioacctdata](https://researchrepository.wvu.edu/rri_ioacctdata)

---

### Recommended Citation

Lal, Kishori; McCormick, Basil; Palme, Mike; Ferland, Jean-Marie; and Généreux, Pierre, "The Input-output Structure of the Canadian Economy in Constant Prices 1971-1980" (1984). *Accounts and Data*. 74.  
[https://researchrepository.wvu.edu/rri\\_ioacctdata/74](https://researchrepository.wvu.edu/rri_ioacctdata/74)

This Article is brought to you for free and open access by the RRI Input-Output Archive at The Research Repository @ WVU. It has been accepted for inclusion in Accounts and Data by an authorized administrator of The Research Repository @ WVU. For more information, please contact [beau.smith@mail.wvu.edu](mailto:beau.smith@mail.wvu.edu).

# The input-output structure of the Canadian economy in constant prices

1971-1980



### Data in Many Forms . . .

Statistics Canada disseminates data in a variety of forms. In addition to publications, both standard and special tabulations are offered on computer print-outs, microfiche and microfilm, and magnetic tapes. Maps and other geographic reference materials are available for some types of data. Direct access to aggregated information is possible through CANSIM, Statistics Canada's machine-readable data base and retrieval system.

### How to Obtain More Information

Inquiries about this publication and related statistics or services should be directed to:

Input-Output Division,

Statistics Canada, Ottawa, K1A 0T6 (Telephone: 990-8911) or to the Statistics Canada reference centre in:

St. John's	(772-4073)	Sturgeon Falls	(753-4888)
Halifax	(426-5331)	Winnipeg	(949-4020)
Montréal	(283-5725)	Regina	(359-5405)
Ottawa	(990-8116)	Edmonton	(420-3027)
Toronto	(966-6586)	Vancouver	(666-3691)

Toll-free access is provided in all provinces and territories, **for users who reside outside the local dialing area** of any of the regional reference centres.

Newfoundland and Labrador	Zenith 0-7037
Nova Scotia, New Brunswick and Prince Edward Island	1-800-565-7192
Quebec	1-800-361-2831
Ontario	1-800-268-1151
Manitoba	1-800-282-8006
Saskatchewan	1(112)800-667-3524
Alberta	1-800-222-6400
British Columbia (South and Central)	112-800-663-1551
Yukon and Northern B.C. (area served by NorthwesTel Inc.)	Zenith 0-8913
Northwest Territories (area served by NorthwesTel Inc.)	Zenith 2-2015

### How to Order Publications

This and other Statistics Canada publications may be purchased from local authorized agents and other community bookstores, through the local Statistics Canada offices, or by mail order to Publication Sales and Services, Statistics Canada, Ottawa, K1A 0T6.

Statistics Canada  
Input-Output Division

System of National Accounts

# The input-output structure of the Canadian economy in constant prices

1971-1980

Published under the authority of  
the Minister of Supply and  
Services Canada

Statistics Canada should be credited when  
reproducing or quoting any part of this document

© Minister of Supply  
and Services Canada 1984

August 1984  
3-2200-505

Price: Canada, \$16.70  
Other Countries, \$20.00

Catalogue 15-202E

ISSN 0226-2312

Ottawa

Version française de cette publication  
disponible sur demande (n° 15-202F au catalogue).

## THE SYSTEM OF NATIONAL ACCOUNTS

In Canada, the National Accounts have been developed since the close of the Second World War in a series of publications relating to their constituent parts. These have now reached a stage of evolution where they can be termed a "System of National Accounts". For purposes of identification, all publications (containing tables of statistics, descriptions of conceptual frameworks and descriptions of sources and methods) which make up this System will now carry the term "System of National Accounts" as a general title.

The System of National Accounts in Canada consists of several parts. The annual and quarterly Income and Expenditure Accounts (included with Catalogue Nos. carrying the prefix 13) were historically speaking, the first set of statistics to be referred to with the title "National Accounts" (National Accounts, Income and Expenditure). The Balance of International Payments data (Catalogue Nos. with prefix 67) in their more summary form, are also part of the System of National Accounts and they, in fact, pre-date the Income and Expenditure Accounts.

Greatly expanded structural detail on industries and on goods and services in current and constant prices is portrayed in the Input-Output tables of the System (Catalogue with prefix 15). The Catalogue Nos. carrying the prefix 61 provide constant dollar measures of the contribution of each industry to total Gross Domestic Product at factor cost. Inputs and outputs are related in Productivity Studies (Catalogue with prefix 14).

Both the Input-Output Tables and the estimates of Gross Domestic Product by Industry use the establishment as the primary unit of industrial production. Measures of financial transactions are provided by the Financial Flow Accounts (Catalogue Nos. with prefix 13). Types of lenders and financial instruments are the primary detail in these statistics, and the legal entity is the main unit of classification of transactors. Levels of outstanding financial assets and liabilities are published annually as a major contribution towards a complete national balance sheet.

The System of National Accounts provides an overall conceptually integrated framework in which the various parts can be considered as interrelated sub-systems. At present, direct comparisons amongst those parts which use the establishment as the basic unit and those which use the legal entity can be carried out only at highly aggregated levels of data. However, Statistics Canada is continuing research on enterprise-company-establishment relationships; it may eventually be feasible to reclassify the data which are on one basis (say the establishment basis) to correspond to the units employed on another (the company or the enterprise basis).

In its broad outline, the Canadian System of National Accounts bears a close relationship to the international standard as described in the United Nations publication, *A System of National Accounts* (Studies in Methods, Series F, No. 2, Rev. 3, Statistical Office, Department of Economic and Social Affairs, United Nations, New York, 1968).

# Table of Contents

	Page
<b>Introduction</b>	7
<b>Chapter</b>	
1. The Accounting Framework	9
2. Deflation	13
3. Interpretation of Results	19
<b>Appendix</b>	
A. Quality Assurance and the Input-Output Accounts	21
B. Aggregation Parameters for the Input-Output Tables	25
<b>Table</b>	
<b>Tables in 1971 Prices</b>	
1. Make (Output) Matrix (Aggregation – S), 1971	41
2. Use (Input) Matrix (Aggregation – S), 1971	42
3. Final Demand Matrix (Aggregation – S), 1971	44
4. Make (Output) Matrix (Aggregation – M), 1971	45
5. Use (Input) Matrix (Aggregation – M), 1971	51
6. Final Demand Matrix (Aggregation – M), 1971	57
7. Make (Output) Matrix (Aggregation – S), 1972	61
8. Use (Input) Matrix (Aggregation – S), 1972	62
9. Final Demand Matrix (Aggregation – S), 1972	64
10. Make (Output) Matrix (Aggregation – M), 1972	65
11. Use (Input) Matrix (Aggregation – M), 1972	71
12. Final Demand Matrix (Aggregation – M), 1972	77
13. Make (Output) Matrix (Aggregation – S), 1973	81
14. Use (Input) Matrix (Aggregation – S), 1973	82
15. Final Demand Matrix (Aggregation – S), 1973	84
16. Make (Output) Matrix (Aggregation – M), 1973	85
17. Use (Input) Matrix (Aggregation – M), 1973	91
18. Final Demand Matrix (Aggregation – M), 1973	97
19. Make (Output) Matrix (Aggregation – S), 1974	101
20. Use (Input) Matrix (Aggregation – S), 1974	102
21. Final Demand Matrix (Aggregation – S), 1974	104

TABLE OF CONTENTS – Concluded

	Page
<b>Table</b>	
<b>Tables in 1971 Prices – Concluded</b>	
22. Make (Output) Matrix (Aggregation – M), 1974	105
23. Use (Input) Matrix (Aggregation – M), 1974	111
24. Final Demand Matrix (Aggregation – M), 1974	117
25. Make (Output) Matrix (Aggregation – S), 1975	121
26. Use (Input) Matrix (Aggregation – S), 1975	122
27. Final Demand Matrix (Aggregation – S), 1975	124
28. Make (Output) Matrix (Aggregation – M), 1975	125
29. Use (Input) Matrix (Aggregation – M), 1975	131
30. Final Demand Matrix (Aggregation – M), 1975	137
31. Make (Output) Matrix (Aggregation – S), 1976	141
32. Use (Input) Matrix (Aggregation – S), 1976	142
33. Final Demand Matrix (Aggregation – S), 1976	144
34. Make (Output) Matrix (Aggregation – M), 1976	145
35. Use (Input) Matrix (Aggregation – M), 1976	151
36. Final Demand Matrix (Aggregation – M), 1976	157
37. Make (Output) Matrix (Aggregation – S), 1977	161
38. Use (Input) Matrix (Aggregation – S), 1977	162
39. Final Demand Matrix (Aggregation – S), 1977	164
40. Make (Output) Matrix (Aggregation – M), 1977	165
41. Use (Input) Matrix (Aggregation – M), 1977	171
42. Final Demand Matrix (Aggregation – M), 1977	177
43. Make (Output) Matrix (Aggregation – S), 1978	181
44. Use (Input) Matrix (Aggregation – S), 1978	182
45. Final Demand Matrix (Aggregation – S), 1978	184
46. Make (Output) Matrix (Aggregation – M), 1978	185
47. Use (Input) Matrix (Aggregation – M), 1978	191
48. Final Demand Matrix (Aggregation – M), 1978	197
49. Make (Output) Matrix (Aggregation – S), 1979	201
50. Use (Input) Matrix (Aggregation – S), 1979	202
51. Final Demand Matrix (Aggregation – S), 1979	204
52. Make (Output) Matrix (Aggregation – M), 1979	205
53. Use (Input) Matrix (Aggregation – M), 1979	211
54. Final Demand Matrix (Aggregation – M), 1979	217
55. Make (Output) Matrix (Aggregation – S), 1980	221
56. Use (Input) Matrix (Aggregation – S), 1980	222
57. Final Demand Matrix (Aggregation – S), 1980	224
58. Make (Output) Matrix (Aggregation – M), 1980	225
59. Use (Input) Matrix (Aggregation – M), 1980	231
60. Final Demand Matrix (Aggregation – M), 1980	237

This publication was prepared under the direction of:

- **Kishori Lal**, Director, Input-Output Division
- **Basil McCormick**, Assistant Director, Productivity Measures and Deflation
- **Mike Palme**, Chief, Deflation
- **Jean-Marie Ferland**, Research Analyst
- **Pierre Généreux**, Research Analyst.





## Introduction

This report presents annual Input-Output Tables in constant prices for Canada and covers the years 1971-80. Corresponding current price estimates are published in *The Input-Output Structure of the Canadian Economy, 1971-80* (Catalogue 15-201E). This present report incorporates changes in both the current price values and the price indexes from that published in the previous report, *The Input-Output Structure of the Canadian Economy in Constant Prices, 1971-79* (Catalogue 15-202E), and that report is now superseded. Annual Input-Output Tables in current and constant prices have been developed beginning with the year 1961 and were published in several occasional reports. *The Input-Output Structure of the Canadian Economy in Constant Prices, 1961-74* (Catalogue 15-509E) remains the document of record for the constant price tables for the years 1961-70.

The tables herein are calculated in constant 1971 prices and there is continuity with the 1971-based tables for the years 1961-70 noted above.<sup>1</sup> The selection of the base year does have an impact on the interpretation of results. This point is discussed in Chapter 2 of this publication and particularly in Chapter 3 of the last occasional report<sup>2</sup> where tables were calculated using both 1961 and 1971 as base years.

The deflation process has been carried out for each year for 191 industries, 595 commodities and three primary inputs (commodity indirect taxes, other indirect taxes and subsidies) and 136 categories of final demand. Gross Domestic Product at factor cost was calculated residually through the use of double deflation. The reader is referred to the chapter on Deflation for further detail.

Three tables are prepared and presented for each year: (1) Make Matrix (the matrix of the values of commodity outputs), (2) Use Matrix (the matrix of the values of intermediate commodity inputs as well as primary inputs) and (3) Final Demand Matrix. At the most detailed level, described as the L level of aggregation, many of the entries in the various matrices are confidential under provisions of the Statistics Act. Though all of the tables are prepared at the L level of aggregation, it is only at the aggregation levels S and M that tables are published here. The dimensions of these aggregations are given below:

Description of aggregation	Number of industries	Number of final demand categories	Number of commodities and primary inputs
S	16	14	49
M	43	29	100
L	191	136	602

Tables at aggregations S and M are presented in this volume for each year. Some cells of the Make Matrix at aggregation M are confidential. These cells have been suppressed though industry totals and commodity totals have been preserved.

Chapter 1 gives the conceptual framework of the Canadian Input-Output Tables and contains a description of the matrices and their inter-connections. Chapter 2 describes the deflation process while Chapter 3 guides the reader through the tabular presentation of the Input-Output Matrices. The reader can find additional information on the Classification Systems and Special Definitions used in compiling Input-Output Tables by reference to the appropriate chapters in the current price counterpart to this publication.<sup>3</sup> For convenience, the Appendix on Aggregation Parameters from Catalogue 15-201E is repeated in this publication as Appendix B. There is one caveat to be observed when relating the Aggregation Parameters to the Use (Input) Matrices in this report. In calculating the constant price GDP with the double deflation approach the separate factor elements of GDP are not distinguished. Thus in the S aggregation the last three items – item 47 labour income, item 48 net income of unincorporated business and item 49 other operating surplus – are combined as GDP at factor cost; similarly in aggregation M the last four items – item 97 wages and salaries, item 98 supplementary labour income, item 99 net income unincorporated business and item 100 other operating surplus are combined in the constant price tables as GDP at factor cost. Appendix A discusses the question of quality assurance with respect to Input-Output Tables.

The attention of the reader is drawn to Appendix B of the current price publication<sup>4</sup> which is designed to serve as an introduction to Input-Output Tables for those users of statistics who are less familiar with this presentation of data. The appendix describes a number of analytical applications and in the last section, "Availability of an Expanded Data Base", notes the availability of data not found in the catalogued publications; this section is repeated below for the convenience of the users.

<sup>1</sup> *The Input-Output Structure of the Canadian Economy in Constant Prices, 1961-74* (Catalogue 15-509E).

<sup>2</sup> *Ibid.*

<sup>3</sup> *The Input-Output Structure of the Canadian Economy, 1971-80* (Catalogue 15-201E).

<sup>4</sup> *Ibid.*

### Availability of an Expanded Data Base

Input-Output Tables at Aggregations S and M only are presented in this publication. A number of entries in Aggregation L are confidential under the provisions of the Statistics Act. However, there is now a public data base available at Aggregation L which displays 191 industries, 602 commodities and primary inputs and 136 categories of final demand, for all years from 1971. In this public data base confidential entries have been suppressed and the values rounded from thousands of dollars to millions of dollars. At the Canada total level, only two industries and about 60 commodities are suppressed.

Another data base is available at the CANSIM which gives industry totals and commodity totals at the L level of aggregation, all in both current and constant prices, as well as estimates of employment by industry at the L level, for all years from 1961. Again confidential data are excluded. The following list summarizes the available data, which values presented in both current and constant prices:

- (a) Gross output by industry. This does not include commodity detail by industry.
- (b) Gross intermediate inputs by industry. This does not include commodity input detail by industry.
- (c) Gross Domestic Product at factor cost by industry.
- (d) Indirect taxes and subsidies by industry.
- (e) Employment by industry (experimental data base).
- (f) Gross output by commodity.
- (g) Gross intermediate commodity use.
- (h) Exports by commodity.
- (i) Imports by commodity.
- (j) Other final demand use by commodity.
- (k) Gross inputs by category of final demand.

Items (f), (h) and (i) provide all the detail necessary to obtain domestic availability by commodity at the 595 commodity detail level.

Data for items (a), (b), (c) and (d) at current prices are contained in Cross-classified CANSIM Table 00120112; data for items (a) to (d) at constant (1961) prices for the years 1961-71 as well as for item (e) are in CANSIM Table 00120113; the same data base at constant (1971) prices for the years 1971 and onwards are in CANSIM Table 00120114. Data for items (f) to (k) at current prices are in CANSIM Table 00120109; the same data at constant (1961) prices for the years 1961 - 71 are in CANSIM Table 00120110 and at constant (1971) prices for the years 1971 and onwards are in CANSIM Table 00120111.

# Chapter 1

## THE ACCOUNTING FRAMEWORK

Input-Output Tables present the most detailed accounting of the Canadian economy. Intelligent use of these tables depends upon an understanding of their structure and a knowledge of the accounting conventions used. These were described fully in our publication covering current price Input-Output Tables.<sup>1</sup> It also presented a schematic accounting framework of the Canadian Input-Output Tables. That accounting framework is repeated here and is given in Figure I.

A minor reservation must be kept in mind when visualizing the accounting framework of the Canadian Input-Output Tables in **constant prices**. In current prices, the following primary inputs can be presented: commodity indirect taxes; other indirect taxes; less subsidies; wages and salaries; supplementary labour income; net income of unincorporated business; and other operating surplus. In constant prices, however, Gross Domestic Product at factor cost (for all industries) must be calculated as a residual, that is the difference between the gross output of industries and the total non-factor inputs. This residual includes the constant price equivalent of the sum of wages and salaries, supplementary labour income, net income of unincorporated business and other operating surplus. The necessity for this approach will be explained in the next chapter on Deflation.

One further distinction between the current price tables and the constant price tables may be noted. The framework can be visualized in either of two valuation systems, purchasers' prices and producers' prices. Operationally in current price tables purchasers' values are initially calculated; the appropriate margins are then allocated and the purchasers' values converted to producers' values. For the constant price tables, the deflation process starts with the current price tables at producers' prices. The producers' price concept implies a uniform basis of valuation through a commodity vector, and thus the same price index (for a given year) can be applied to every cell for a particular commodity. (The

<sup>1</sup> *The Input-Output Structure of the Canadian Economy 1971 - 80* (Catalogue 15-201E), Statistics Canada, Ottawa, 1984.

commodity dimensions of the tables for purposes of deflation is not necessarily identical to that of the current price tables. See the discussion of imports in the chapter on Deflation.) Alternatively, at purchasers' prices, each transaction represents a potentially unique amalgam of producers' values and transport, trade and tax margins, and, potentially the number of deflators required can equal the number of cells in the Input-Output Tables. Apart from the computation complexity, such a manifold array of price information does not exist. On the other hand the commodity price information collected for the compilation of Industry Selling Price Indexes can be used to construct deflators for values at producers' prices.

All the matrices are explained fully in the current price publication (Catalogue 15-201E) and only certain highlights will be emphasized in this chapter.

The Input-Output Tables for Canada contain two sets of interrelated accounts, the Commodity Accounts and the Industry Accounts. The former details the supply and disposition of individual commodities (goods and non-factor services). The latter details the commodity composition of the output of industries and the complete costs of production (including earnings of the primary factors of production) of industries. These accounts are described below.

### Commodity Accounts

As noted, the Commodity Accounts display the supply and disposition of each commodity. Matrix V shows the production of each commodity produced by each industry valued at producers' prices. The disposition of commodities by the various classes of transactors are shown in matrices U and F. Matrix U contains the use, on current account, by each industry of each commodity for the purpose of using it as an intermediate input in the production of other commodities.

Matrix F contains the demand for each commodity by final demand category – personal expenditure, fixed capital formation, additions to (the value of physical change in) inventories, gross government expenditure on

FIGURE I. The Accounting Framework of Canadian Input-Output Tables

	Commodities	Industries	Final demand categories										Total
			PE	FCF	VPCW	VPCA	GGCE	X <sub>D</sub>	X <sub>R</sub>	Less M	Less GR		
Commodities		U	F										q
Industries	V												g
Commodity indirect taxes Other indirect taxes Less subsidies Wages and salaries Supplementary labour income Net income of unincorporated business Other operating surplus		YI	YF										n
Total	q	g	e										

**Final Demand Categories**

- PE - Personal expenditure on goods and services
- FCF - Fixed capital formation, business and government
- VPCW - Value of physical change in inventories, withdrawals
- VPCA - Value of physical change in inventories, additions
- GGCE - Gross government current expenditure on goods and services
- X<sub>D</sub> - Domestic exports of goods and services
- X<sub>R</sub> - Re-exports of goods and services
- M - Imports of goods and services
- GR - Government revenue from sale of goods and services

**Notation**

- V: is a matrix of the values of outputs
- U: is a matrix of the values of intermediate inputs
- F: is a matrix of the values of commodity inputs of final demand categories
- YI: is a matrix of the values of primary inputs of industries
- YF: is a matrix of the values of primary inputs of final demand categories
- q: is a vector of the values of total commodity outputs
- g: is a vector of the values of total industry outputs
- e: is a vector of the values of total inputs (commodities plus primary) of final demand categories
- n: is a vector of the values of total primary inputs (industries plus final demand categories)

**GLOSSARY**

**Matrices**

- V: is a matrix of the values of commodity outputs. In it, each row shows the distribution by commodity of the output of an industry; each column shows the distribution by industry of the output of a commodity. The data relate to domestic output only. The gross output of an industry is the aggregate value of goods and services produced and work done by the industry. It is equal to the value of industry's sales plus any increase (less any decrease) in the value of physical change in stocks of finished products and work in progress.
- U: is a matrix of the values of intermediate commodity inputs. In it, each row shows the distribution by industry of the input of a commodity, each column shows the distribution by commodity of the input of an industry.
- F: is a matrix of the values of commodity inputs of final demand categories: personal expenditure on consumer goods and services; fixed capital formation, business and government; value of physical change in inventories, withdrawals and additions; gross government current expenditure on goods and services; exports; imports; and government revenue from the sales of goods and services.
- YI: is a matrix of the values of primary inputs of industries. Primary inputs are those inputs which are not current outputs of other industries. These are indirect taxes, subsidies, wages and salaries, supplementary labour income, net income of unincorporated business and other operating surplus. (In this report, the term "other operating surplus" and "surplus" have been used interchangeably.)
- YF: is a matrix of the values of the primary inputs associated with final demand categories. These consist of indirect taxes, labour income, and depreciation which is part of surplus. The labour income includes wages and salaries and supplementary labour income paid by the government and personal sectors. The estimate of surplus (depreciation) relates to the government sector and non-profit institutions in the personal sector.

**Industry.** An industry is defined as a group of operating units (establishments) engaged in the same or similar kind(s) of economic activity, e.g., coal mines, clothing factories, department stores, laundries. In the Input-Output Tables only domestic industries which primarily produce goods and services for sale at a price which is normally intended to cover their cost of production are included; also included are entities, such as owner-occupants of housing and subsistence farming, which produce goods and services similar to and use processes and resources similar to typical industries even though they do not produce for market. Other entities, although listed in the Standard Industrial Classification, are not included as industries in the Input-Output Tables as they do not meet the above criteria; examples are most government departments, public hospitals, schools (except private) and universities.

**Commodity.** A commodity is defined as a good or service normally intended for sale on the market at a price designed to cover the cost of production.

**Establishment.** An establishment is defined as the smallest unit that is a separate operating entity capable of reporting all elements of basic industrial statistics - the main elements of input and output. It is typically a factory, mine, store, farm, airline, hotel or similar unit and in most cases it is a separate company.

**Purchasers' prices.** The cost of goods and services in the market to the point of delivery to the purchaser. The purchasers' price can vary with circumstances, e.g., where the purchaser picks up the commodity at the producer's point of shipment rather than having it hauled by a common or contract carrier at the expense of the producer.

**Producers' prices.** The selling price at the boundary of the producing establishment excluding sales and excise taxes levied after the final stage of processing; equals purchasers' prices less transport, trade and commodity indirect tax margins where applicable.

goods and services and exports. The three other columns in matrix F are imports, withdrawals from (the value of physical change in) inventories and government revenue from the sales of goods and services. These three categories supplement the supply of goods and services produced by Canadian industries. It should be noted however that small amounts of goods and services are produced within the government sector and the production costs of these goods and services are already included in gross government expenditure. Matrices U and F include the use of commodities originating either as imports, as withdrawals from inventories, or as government-produced goods and services. Three adjustments are thus required – imports because they are extraneous to the production of Canadian industries, withdrawals from inventories because these were produced in an earlier period, and government revenues from sales of goods and services because the costs have already been fully accounted for in government gross expenditure – to effect equality with the output of domestic industries.

### The Industry Accounts

The total output of each industry, classified by commodity, is shown in the industry's row of matrix V. The inputs of each industry are shown in the industry's column which covers both matrix U for intermediate inputs and matrix YI for primary inputs. Matrices U and V were discussed above under the Commodity Accounts. The primary inputs in matrix YI consist of net indirect taxes (commodity indirect taxes, plus other indirect taxes, less subsidies) and GDP at factor cost (wages and salaries, supplementary labour income, net income of unincorporated business and surplus).

For each and all industries total output equals total input, intermediate and primary.

### Primary Inputs and Final Demand

There is one matrix not yet described, YF. This contains primary inputs purchased directly by final demand categories. Labour income in matrix YF represents the wages and salaries, and supplementary labour income paid to persons employed in the personal and government sectors. This includes the employees of non-profit institutions, such as universities and labour unions, and the income of domestic servants and baby sitters in the personal sector, and all public servants in the government sector. Surplus in matrix YF reflects the depreciation on assets owned in the government sector and by non-profit institutions classified to the personal sector. Assets which are charged to fixed capital formation in these sectors are depreciated, such as buildings, roads, equipment, etc. All residential housing, even when owner-occupied, is classified to business, and thus depreciation on housing is part of the surplus of the appropriate industry in matrix YI, not YF.

With the description of all the matrices, certain identities become apparent.

The total outputs of industries equal the total intermediate inputs of industries plus their total primary inputs.

The total outputs of commodities of industries equal the total intermediate inputs plus the total commodity inputs into the final demand categories.


Intermediate inputs being common, primary inputs of industries equal commodity inputs of final demand categories.

Adding primary inputs of final demand categories to both sides, we get:

- (a) primary inputs of industries and of final demand categories equal to,
- (b) commodity inputs of final demand categories plus primary inputs of final demand categories. (a) is called Gross Domestic Product at market prices and (b) is called Expenditure on Gross Domestic Product at market prices.

The above identity is true for both current price and constant price tables.

Gross Domestic Product (GDP) at factor cost (wages and salaries, supplementary labour income, net income of unincorporated business and other operating surplus) equals GDP at market prices less net indirect taxes (commodity indirect taxes plus other indirect taxes less subsidies).



## Chapter 2

### DEFLATION

#### Nature of Deflation

A time series of Input-Output Tables expressed in current prices, that is the prices which obtain in the actual years being measured, reflect two elements of change – changes in the quantities of commodities produced and changes in the prices attached to those commodities. While such tables serve a large number of uses there is an additional need for a set of accounts in which the effect of changing prices on the measured flow of economic activity is removed, resulting in a measure of the quantity of commodities produced, often referred to as the real value of production. This process of removing price change from the nominal values of transactions is referred to as deflation.

Certain characteristics of the deflation process should be noted at the outset. Deflation is essentially the construction of a model, or logical abstraction of actual transactions, and as such it has certain interesting limitations. The seemingly ideal approach to deflation would be direct measures of quantity. However such measures are not additive. There is no meaningful way to combine tons of steel and dozens of oranges, for example. The only workable solution to this dilemma is to fix values for these quantities in terms of their prices at some point in time, the base year. Thus the dollar value of a quantity of oranges is additive to the dollar value of a quantity of steel. If all quantities are expressed in terms of their base-year prices, the constant price values for each commodity will be proportional to its quantities in different years, yet commodities of diverse characteristics will remain additive, and the construction of a set of accounts summarizing manifold transactions is possible.

The conventions just described leave one problem unsolved. It is easily observed that relative price changes for different commodities are not identical, and thus the relationship of the prices of diverse commodities will be different at different points in time. The ratio of the price of a barrel of oil to the price of a ton of coal is quite different in the later 1970's than it was in the previous decade. If quantities of oil and coal were to be combined, the importance of oil, or its "weight", if the

quantities are valued in the prices of (say) 1976, will be much greater than if valued in 1961 prices. Thus it is important to note that trends in constant price series which are summations of two or more commodities can be strongly influenced by the choice of the base year.

There is another dimension to obtaining measures of quantity by deflation, the problem of quality change. A bushel of wheat with a high protein content is not identical to one with less protein, and a large eight-cylinder automobile has a different value to most people than a small four-cylinder automobile. In the construction of price indexes for deflation adjustments are made, although often imperfect, to allow for changes in quality. The conventional term for quantity data which incorporates an adjustment for quality change is "quantum".

With these notions of the nature and limitations of deflation some reasons for constructing constant price, or quantum, series can be suggested.

As has been noted, deflation removes the effect of price changes on time series measuring economic activity. Thus it becomes possible to measure the real growth in the output of a commodity, or an industry, and combinations thereof as well as for the whole economy.

The descriptions to this point have been covered in terms of general reference to macro-economic measures. There are of course a number of features particular to constant price Input-Output Tables.

Primarily, constant price Input-Output Tables present a quantum, or real, view of the structure of the economy – quantum measures of commodity output, commodity input and primary input. However as the tables are constructed using a base-weighted, or Laspeyres index number formula, they have limitations for a study of changes in production or changes in the production function in response to a shift in relative prices. For example, if there is a shift among commodity inputs in response to relative price changes, or a shift



between commodity inputs and primary inputs for the same reason, the base-weighted tables will continue to show quanta in the relative prices of the base year.

Constant price Input-Output Tables impart more flexibility to some forms of structural analysis. A particular case in point is productivity analysis which has been restricted to relating labour input to Real Domestic Product. With constant price Input-Output Tables it becomes possible to relate a number of unit input requirements to gross output, and thus considerable depth can be added to productivity analysis.

The previous chapter on the accounting framework illustrated how a set of Input-Output Tables encompasses the conventional measures of economic production - Gross Domestic Product, Expenditure on Gross Domestic Product. As the current price Input-Output Tables produce these accounts on a consistent basis so are the constant price Input-Output Tables a necessary vehicle for reconciling Real Domestic Product with constant price Expenditure on Gross Domestic Product.

One of the statistical roles for Input-Output Tables is that of statistical integration and the construction of constant price Input-Output Tables can serve to uncover anomalies among different price indexes. The Input-Output Tables are a balanced system valued at producers' prices. Thus the same price attaches to a commodity as output in the Make Matrix and as input in the Use and Final Demand Matrices. The addition of margins to producers' values renders them in purchasers' values and the synthetic price index so constructed can be compared with observed price indexes such as the Consumer Price Index. In cases of disagreement between the observed and synthetic price indexes an investigation will usually reveal the probable cause and judgements can be made as to what adjustments are necessary.

### Double Deflation

"Double Deflation" is a technique whereby the constant price value added, or Gross Domestic Product of (say) an industry is inferred as the difference between the quantum of gross output and the quantum of commodity input of that industry, rather than being measured direct. If the indirect taxes and subsidies pertaining to the industry are estimated and also netted out, the residual yields a measure of Gross Domestic Product at factor cost; leaving net indirect taxes in the residual produces a measure of Gross Domestic Product at market prices for that industry.

Double deflation is necessary because it is difficult to even visualize how to factor some of the primary inputs into quantum and price. It is possible to conceive of price and quantum measures for labour income and for capital consumption allowances. In fact, for factor income originating in final demand categories, which consist of just labour income and capital consumption allowances, these flows are deflated. But the construction of price indexes for net income of unincorporated business and for the remaining parts of operating

surplus, principally for profits, is impossible. As reliable price indexes for most of labour income do not in fact exist, the total of constant price Gross Domestic Product for industries is calculated by the double deflation approach.

Input-Output Tables lend themselves readily to double deflation as the full detail of commodity output and commodity input is specified for each industry. As the tables are at producers' prices, a uniform basis of valuation applies to a commodity throughout the tables, and thus a given commodity can be deflated uniformly with the same price index.

The equality noted in Chapter 1, where the primary inputs of industries equal the commodity inputs of final demand categories, holds of course for the constant price Input-Output Tables. The primary inputs in the final demand categories are deflated, and thus one can derive both Gross Domestic Product at constant prices and Expenditure on Gross Domestic Product at constant prices. The interpretation of the tables is explained in Chapter 3, Interpretation of Results.

It has already been noted that deflation is carried out with the producers' price tables. This is necessary because only the producers' price tables yield the uniform valuation that permits a consistent deflation through commodity vectors.

The sources of the deflators will be described below in general terms for most of the commodities, with particular descriptions of the commodities which are peculiar to Input-Output Tables.

In principle, the quantum aggregates are constructed according to the Laspeyres or base-weighted formula. That is for a given year the constant price entries are the quanta for that year, valued at the prices of the base year. The price indexes are of the Paasche type, or currently-weighted indexes. This accords with the well-known identity where

current values  $\div$  Paasche price = Laspeyres quantum, or algebraically

$$\sum P_n Q_n \div \frac{\sum P_n Q_n}{\sum P_o Q_n} = \sum P_o Q_n$$

where

P = Price

Q = Quantum

o = base year

n = given year

$\sum P_n Q_n$  = Current values

$\frac{\sum P_n Q_n}{\sum P_o Q_n}$  = Paasche type price index

$\sum P_o Q_n$  = Laspeyres type quantum

Index number formulae are described in great detail in a number of reference texts. However, the application of these formulae to most macro-economic accounts usually is rigorous only to the limits of the classification system. In the present case the price indexes used to deflate combinations of the 595 commodities specified in the Input-Output Tables are currently weighted. These 595 commodities can in almost every case be further specified, and the possibilities are, in theory, almost limitless. The construction of each of the 595 price indexes involves weighting together price relatives for a much larger number of commodity elements, and in such construction of price indexes the index formula is almost invariably of the base-weighted type. Thus while the index number formula suggests that the quantum measures are base-weighted, the reality is something of a mixture.

The price indexes used come from a number of sources. The largest number were constructed from price information collected for the construction of the Industry Selling Price Indexes (ISPI's) and were compiled with the cooperation of Prices Division. In this project the ISPI price data were classified and weighted to accord with the commodity classification of the Input-Output Tables. (Industry Selling Price Indexes are price indexes of representative commodities sold by the specified industries.) Imports were deflated in a special manner, described below. To supplement these sources much reliance was placed on price indexes developed in the Industry Product Division and the Gross National Product Division. Substantial statistical assistance and advice were obtained from the Rail and Water Committees of the Canadian Transport Commission and from the National Harbours Board of Transport Canada in the compilation of price indexes for transportation-related commodities. Some price indexes were developed in the Input-Output Division, in part in response to gaps and deficiencies in existing prices, and in part in response to the particular needs of the Input-Output Tables.

The specification of commodities for current price Input-Output Tables does not always meet the needs of commodity specification for purposes of deflation. If there is reason to suspect that subsets of an input-output commodity class may display different price movements, then these subsets should be identified and deflated separately. Such procedures should be limited by the significance of the problem as well as the availability of the necessary value and price information. One step in this direction is the selected use of import price indexes to deflate merchandise imports. Price indexes of imports are developed in the External Trade Division for the compilation of "Price and Volume Indexes of

Imports"<sup>1</sup> and these indexes were compiled and weighted to accord with the input-output commodity classification. The volume and price indexes for merchandise imports are published by External Trade Division for broad commodity groupings, and thus they do not afford the commodity detail of the input-output classification system. Nevertheless this approach does furnish import price indexes for many of the more important imported commodities. In the other cases, of necessity, domestic deflators were used. It has been described<sup>2</sup> that in the Input-Output Tables merchandise imports are adjusted for transport and tax margins. The price indexes from External Trade Division are calculated on a merchandise trade basis; in the Input-Output Tables the deflators are used in a like manner, with constant price margins where applicable added to merchandise imports deflated on a merchandise trade valuation.

Another case where a single price index is not applied uniformly across a commodity vector arises in the deflation of commodities which are principal to investment in Machinery and Equipment. These commodities are deflated in the main with the Machinery and Equipment Price Indexes developed by Prices Division,<sup>3</sup> and the price indexes are classified by Input-Output commodity and by industry of purchase. Thus the deflation of these commodities reflects the availability of price information classified by industry of purchase. The Machinery and Equipment Price Indexes provide both domestic price indexes and import price indexes.

While it would seem necessary to deflate export values with export price indexes, in fact exports originate with domestic industries and the selling price indexes of domestic industries are usually appropriate. Some cases have been detected where the movement of the export prices of a commodity has differed from the prices in the domestic market, and in these instances special export prices were used.

In summary, the following situation obtains in the Input-Output Tables: on the supply side the commodity output of domestic industries is deflated with domestic price indexes, except for the few cases where domestic output would be deflated with a weighted average of domestic and export prices, and imports are deflated with import price indexes where possible; on the use

<sup>1</sup> *Summary of External Trade* (Catalogue 65-001) Monthly, Table 5.

<sup>2</sup> Catalogue 15-201E, op. cit., Chapter 3.

<sup>3</sup> *Machinery and Equipment Price Indexes by Industry of Purchase, (1971=100), 1971-1979*, Catalogue 62-552, Occasional.

side exports are deflated with domestic prices (with a few exceptions) and other categories are deflated with a weighted index of domestic and import prices, the weights being the shares. It is probable that, for a particular commodity, the proportion as between imports and domestic sources of the use of the commodity as an intermediate input by industries or in final demand categories is not the same in every case, but it is not possible to measure such market shares in individual cases.

The price indexes for the following commodities and primary inputs were made for the particular needs of the Input-Output Tables:

1. Dummy commodities.
2. Trade (retail and wholesale) margins.
3. Indirect taxes and subsidies.

They are described in turn:

### 1. Dummy Commodities

Dummy commodities and dummy industries are a routing technique used in Input-Output Tables where the precise commodity detail for a range of related commodities cannot be determined when they are purchased by a particular industry. A dummy industry related to the dummy commodity is shown as purchasing the related assortment of commodities, and then selling the package to the purchasing industry. A list of the dummy industries makes the nature of this technique obvious:

- Operating supplies
- Office supplies
- Cafeteria requirements
- Transportation margins
- Laboratory supplies
- Travel and entertainment
- Advertising and promotion
- Machinery repair services.

Each purchaser of a dummy commodity is assumed to purchase the relevant group of commodities in the same proportion that the dummy industry "producing" that dummy commodity purchases the commodities as inputs. There are no factor inputs to dummy industries.

As there are no factor inputs into dummy industries the quantum of output of the dummy industry is equal to the sum of the commodity and tax inputs into the industry, and the price index of the dummy commodity is the implicit price of all the inputs into the corresponding dummy industry.

### 2. Trade (Retail and Wholesale) Margins

Trade margins are principally produced by wholesale trade and retail trade industries although some trade

margins are produced by other industries, notably industries trading in goods purchased for resale in addition to their principal activity. Trade margins are one of the elements in the difference between purchasers' values and producers' values, and they can be measured as the difference between the selling value of a commodity sold by a trader and the cost to him of that commodity. Thus the ideal solution in calculating constant price trade margins would be to obtain the difference between the constant price sales of commodities and the constant price cost of those commodities to the trader. In reality the necessary array of price indexes, which would include buying and selling price indexes for both wholesale and retail trade, by commodity, does not exist. It is also recognized that the quantities and qualities of services embedded in trade margins can vary over time and between commodities. Warranty provisions can change; the customer may have to perform more of the service himself (for example, the spread of self-service outlets); the responsibility for display set-ups and advertising can shift between buyer and seller.

The convention adopted to measure constant price trade margins is as follows. The margin rate is simply the ratio of the value of the margin to the producer's value of the commodity to which the margin is applied, and it can be calculated from the current price tables for any year, including the base year 1971. For each trade margin cell and for each year an average margin rate is calculated, the average margin rate being the average of the rate for the given year and for the base year. The constant price margin is the average margin rate, defined above, applied to the constant price producer's value of the commodity. The convention of using the average margin was adopted after testing a range of alternatives. The use of only the base year margin rate assumes no change in the quantum of services provided to the purchaser by the trader, and this introduces undesirable rigidities into the measure. In the calculation of margins released in previous publications, exclusive use was made of the current year margin rate, but in times of higher inflation sometimes the exaggerated effect of rapidly changing prices made the results unsuitable. In a large number of cases, particularly for various categories of personal expenditure, it is possible to compare a synthetic purchaser's price, calculated from producers' prices plus margin prices, with a direct observed purchaser's price such as the CPI. This was one of the tests used in selecting the present formula, and the use of the average margin rate produced results whereby the synthetic rate closely approximated the observed rate. Tax and transport margins, in addition to trade margins, also arise between producers' and purchasers' prices, and form part of the value on which the trader applies his gross mark-up. Although these margins can occur at any point in the chain between the producer and final consumer of a commodity the actual point of incidence is not known. The practice adopted is to calculate the wholesale

margin rate on producers' prices and the retail margin rate on producers' prices plus wholesale margins plus transport margins. Indirect taxes are not included in the calculation of the margin rate, in part because some taxes fall after the retail level — provincial sales taxes. The margin rates as described above for wholesale and retail trade were applied to constant price values constructed in a corresponding manner. It may be observed that the above procedures assume that the selling price for a commodity passing through trade channels is proportional to the buying price, adjusted only for the estimated quantity of service provided by the trade industry.

### 3. Indirect Taxes and Subsidies

Indirect taxes are an element of cost in the production process which are not dictated by immediate technological needs. Taxes are the main source of funds for financing the social capital and social overhead necessary for the functioning of the economy, but this cannot be earmarked to particular industries or establishments. Subsidies are the obverse of taxes in that they are payments to rather than charges to producing industries by government.

As taxes are a cost for which no specific and identifiable service is rendered, it is not reasonable to view the deflation of taxes in a manner symmetrical with the deflation of commodities. The value of taxes cannot be factored into a measure of quantum and price. However in market transactions commodity indirect taxes usually do form an identifiable element in the transaction price. As the tax element is identifiable an implicit transaction price excluding taxes can be determined. This process can be repeated for successive transactions over time and the process can be extended to determining the constant price values of transactions including and excluding indirect taxes. The difference between the constant price inclusive of and exclusive of taxes is necessarily constant price taxes. It follows that constant price taxes can be calculated as the base year tax rate applied to the constant price value ex tax of the commodity being taxed in other years.

It should be noted that changes in tax rates for succeeding years have no effect on the calculation of constant price taxes. The deflation process establishes the quantum in succeeding years in terms of base year prices, and the prices of the base year are determined by the tax rate in the base year.


The Input-Output Tables show commodity indirect taxes and other indirect taxes. Almost all the commodity indirect taxes are allocated to specific commodities, and are paid by the transactor purchasing the commodity, either as intermediate input or in a final demand category. These constant price indirect taxes are calculated in each cell in the Use or Final Demand Matrices where an indirect commodity tax occurs, and

the taxes are summed over the appropriate Use or Final Demand vectors.

Retail sales taxes are one element of commodity indirect taxes that in the current price Input-Output Tables are not allocated to individual commodities, but to detailed final demand categories and to construction and dummy industries. The procedure followed here is analogous to the one described above except that the calculation is made at the level of detail at which the retail taxes are allocated.

Input-Output Tables identify other indirect taxes, of which property taxes are the dominant component. These taxes cannot be allocated to specific commodities, and are attributed to the paying industry. As property taxes are the major component, the total of other indirect taxes in constant prices reflects the growth in the quantum of the rental services rendered by the various relevant types of buildings.

The deflation of subsidies does present difficulties but happily they are a relatively small element in the operating account of the industries where they occur. The payment of a subsidy enables the receiving industry, for reasons of public policy, to sell a product at a price that is, in some sense, artificially low. As the purpose of deflation is to express current year quanta in base year prices, the convention adopted for the deflation of subsidies is to calculate subsidies as a ratio of the industry's gross output in the base year, and to estimate constant price subsidies in succeeding years as the product of the base year rate and the constant price gross output of the industry.



## Chapter 3

### INTERPRETATION OF RESULTS

In addition to mapping the flows of commodities through the production system, Input-Output Tables measure the value of economic production – Gross Domestic Product and Expenditure on Gross Domestic Product. In the accounting convention of the input-output system the tables are presented as matrices and some guidance in their interpretation may be useful.

The most obvious characteristic is that each table represents only one year. A matrix array does not permit the presentation of data as time series and a succession of tables must be consulted to determine the value of a selected class of transactions over several years. It is of course possible to reformulate the data so that a particular vector of transactions can be represented in a table showing a number of years (see Text Table I) but this would obscure the relationship of commodities among industries and final demand vectors. This relationship forms one of the more interesting aspects of Input-Output Tables.

The input-output account for any year encompasses three tables: the Make (Output) Matrix, the Use (Input) Matrix and the Final Demand Matrix. Thus more than one table may have to be consulted to derive some measures. As noted, both Gross Domestic Product and Expenditure on Gross Domestic Product form part of Input-Output Tables. Expenditure on Gross Domestic Product is an expressly articulated vector in the Final Demand Matrix. In the 1980 Final Demand Matrix, i.e., Table 57, the total of the last column is \$134,858 million. This is the total Expenditure on GDP at market prices for 1980. (The same value for aggregation M can be read as the total of the last column of Table 60.) The totals of the other columns in Final Demand Matrix present Expenditure on GDP by Categories of Final Demand, with the rows representing the commodity composition of the expenditure.

Gross Domestic Product is calculated as the sum of the primary inputs and these occur in both the Use Matrix and the Final Demand Matrix. Again using 1980 as an example, data from Table 56, Use (Input) Matrix and Table 57, Final Demand Matrix have to be combined. From the last column, Total Industries, of Table 56, add the entries for row 46, net indirect taxes (\$8,432 million) and the last row, Gross Domestic Product at factor cost (\$97,566 million). From the last column, "Final Expenditure on GDP" of Table 57, combine the values for row 46, net indirect taxes

(\$10,113 million); row 47, labour income (\$16,529 million) and row 49, other operating surplus (\$2,218 million). Labour income plus other operating surplus equals GDP at factor cost, \$18,746 million, in final demand categories; that is the value listed in Column 2 of Text Table I.

GDP at market prices equals the sum of:

1. GDP at factor cost, industries;
2. GDP at factor cost, final demand categories;
3. net indirect taxes, industries;
4. net indirect taxes, final demand categories.

Items 1 plus 2 equal total GDP at factor cost.

These tabulations are summarized in Text Table I.

A few summary ratios are presented in Text Table II – the ratio of GDP to gross output, the ratio of commodity indirect taxes to domestic supply and the ratio of net indirect taxes to domestic supply; domestic supply is defined as gross output plus imports minus exports. The first ratio on the table, GDP as a per cent of gross output, shows reasonable stability with no particular trend evident. However, there is some evidence of change in commodity taxes as a per cent of domestic supply, with commodity taxes calculated as 5.75% of domestic supply in 1971, increasing to 6.18% in 1975 and decreasing to 6.07% in 1980. Now for each individual commodity, commodity taxes are a constant per cent of the use of that commodity, or to be more precise, a constant per cent of the use of the commodity in each market, as taxes in constant prices are calculated as the product of the base year tax rate and the quantum of the commodity in the given year. Thus the rise in the commodity tax percentage in the mid-1970's must be accounted for by a shift to more highly taxed commodities and, similarly, the decrease in the latter part of the 1970's must be accounted for by a shift away from the more highly taxed commodities. Some evidence of such shifts can be found on inspecting the categories of personal expenditure. Within personal expenditure, goods, particularly goods less the category food and non-alcoholic beverages, are taxed more highly than services. From 1971 to 1975, personal expenditure on goods less food and non-alcoholic beverages increased 36.6% while expenditure

on services increased by 23.1% and on food and non-alcoholic beverages by 8.4%; for the period 1975 to 1980, the rise in personal expenditure on services was 23.2% as opposed to 11.3% for expenditure on goods less food and non-alcoholic beverages and 7.1% for expenditure on food and non-alcoholic beverages. These shifts in consumption patterns are undoubtedly a factor in explaining the changing ratio of commodity taxes to domestic supply. As commodity taxes are a major element in net indirect taxes, net indirect taxes as a per cent of domestic supply (column 10) can be expected to behave in an analogous manner.

Implicit price deflators can also be calculated using both the published Input-Output Tables in current prices (Catalogue 15-201E) and constant prices (Cata-

logue 15-202E). For any value, or for any vector of values (by commodity, industry or final demand category) an implicit price can be calculated as the quotient of the value in current prices divided by the corresponding value in constant prices. These values when transformed into an index form are not measures of pure price change, but provide a reasonable approximation of price movement.

The reader may also refer to Appendix B, "How to Read Input-Output Tables" in the current price publication.<sup>1</sup> In this appendix a number of other possible analytical applications of Input-Output Tables, in both current and constant prices are described.

<sup>1</sup> *The Input-Output Structure of the Canadian Economy, 1971-80*, (Catalogue 15-201E).

TEXT TABLE I. Gross Domestic Product in 1971 Prices, from Input-Output Tables

	GDP at factor cost, industries	GDP at factor cost, final demand categories	Net indirect taxes, industries	Net indirect taxes, final demand categories	GDP at factor cost, total economy (1 + 2)	GDP at market prices, total economy (1 + 2 + 3 + 4)	Expenditure on GDP at market prices
	1	2	3	4	5	6	7
	millions of dollars						
1971	67,969	15,417	5,957	6,333	83,386	95,676	95,676
1972	72,257	15,956	6,242	7,059	88,213	101,514	101,514
1973	78,966	16,438	6,550	7,880	95,404	109,834	109,834
1974	81,746	16,854	6,767	8,536	98,600	113,903	113,903
1975	81,754	17,720	6,962	8,724	99,474	115,160	115,159
1976	86,807	17,950	7,179	9,093	104,757	121,029	121,028
1977	88,628	18,334	7,666	9,293	106,962	123,921	123,921
1978	92,145	18,544	7,796	9,614	110,689	128,099	128,099
1979	96,274	18,705	8,133	10,025	114,979	133,137	133,137
1980	97,566	18,746	8,432	10,113	116,312	134,857	134,858

Source: Column 1 is from input matrix.  
 Column 2 is labour income plus operating surplus from final demand matrix.  
 Column 3 is from input matrix.  
 Column 4 is from final demand matrix.  
 Column 7 is from final demand matrix.

TEXT TABLE II. Selected Statistics from Input-Output Tables in 1971 Millions of Dollars and Selected Ratios

	GDP, industries	Gross output, industries	Imports	Exports	Commodity taxes	Total net indirect taxes	Domestic supply (2 + 3 - 4)	GDP as a per cent of gross output (1 ÷ 2) x 100	Commodity taxes as a per cent of domestic supply (5 ÷ 7) x 100	Net indirect taxes as a per cent of domestic supply (6 ÷ 7) x 100
	1	2	3	4	5	6	7	8	9	10
1971	67,969	149,193	19,485	21,128	8,479	12,290	147,530	45.6	5.75	8.33
1972	72,257	158,861	22,026	22,636	9,313	13,301	158,251	45.5	5.88	8.41
1973	78,966	172,192	25,200	25,119	10,279	14,430	172,273	45.9	5.97	8.38
1974	81,746	178,259	27,749	24,764	10,938	15,303	181,244	45.9	6.03	8.44
1975	81,754	176,425	26,967	22,883	11,157	15,686	180,509	46.3	6.18	8.69
1976	86,807	185,426	28,815	25,165	11,554	16,272	189,076	46.8	6.11	8.61
1977	88,628	191,011	29,434	27,038	11,901	16,959	193,407	46.4	6.15	8.77
1978	92,145	199,505	30,624	29,435	12,336	17,409	200,694	46.2	6.15	8.67
1979	96,274	210,556	32,824	30,531	12,914	18,158	212,849	45.7	6.07	8.53
1980	97,566	214,316	31,691	30,802	13,066	18,546	215,205	45.5	6.07	8.62

Source: Columns 1 and 2 are from input matrix.  
 Columns 3 and 4 are from final demand matrix.  
 Column 5 is from aggregation I (unpublished).  
 Column 6 is from input and final demand matrix.

## Appendix A

### Quality Assurance and the Input-Output Accounts

The Input-Output Accounts form an integral part of the Canadian System of National Accounts (CSNA). The CSNA is modeled to a large extent on the United Nations System of National Accounts with adaptations which reflect Canadian institutional arrangements, particular aspects of the Canadian data base and Canadian traditions. The U.N. System of National Accounts has been developed over the years as a result of the experiences and practices of many countries, reinforced by the contributions of international experts dedicated to the establishment of rigorous international standards for national accounting. Canada has been a significant contributor to the development and refinement of the U.N. System of National Accounts as a theoretically valid international standard, and as well, has been a pioneer in the development and application of Input-Output Accounts in the context of a comprehensive system of national accounting.

The Input-Output Accounts, as is true for most parts of the CSNA, are *derived* statistical constructs as opposed to statistics which come immediately from a statistical survey or other data source. All manner of statistical data is used in constructing the comprehensive measures of economic activity encompassed by the system of national accounts. Thus, at first flush, the quality of CSNA constructs is dependent on the quality of the data used in the estimating process. However, as will be described below, the estimating and analytic procedures of the CSNA in general and the Input-Output Accounts in particular generate a quality dimension of their own by subjecting the basic data to a system of logical relationships not available for data generated in a narrower context. This should and does lead to an interactive process whereby insight is gained into the quality of basic source data and perceived deficiencies are remedied. The Input-Output Accounts are a comprehensive measure of economic activity and all facets of the economy must be somehow measured, even when data relating to a particular aspect of activity are deficient. As many data sources of varying quality are necessarily employed in constructing Input-Output Accounts it becomes difficult to give precise statistical estimates of error,<sup>1</sup> as can be done in describing the

standard error for a survey designed in accord with sampling theory. Even in these cases, of course, there is no precise measurement of non-sampling error.

All parts of the CSNA are accounting constructs (the other sub-systems apart from the Input-Output Accounts being the Income and Expenditure Accounts, the Industry Product Accounts, the Balance of International Payments, the Financial Flow Accounts and Productivity Measures) and as such they impose constraints with respect to the relationships of the various classes of activities. This note describes some of these constraints and shows how they work to improve the quality of individual components as well as the quality of the overall constructs.

In common with some other parts of the CSNA the Input-Output Accounts generate measures of economic production, or Gross Domestic Product (GDP).<sup>2</sup> There are three conceptually identical but statistically different procedures to estimating GDP, and all three are used in various parts of the CSNA. These approaches are to estimate the value of final product or final demand, called Expenditure on Gross Domestic Product (sometimes abbreviated to Gross Domestic Expenditure), to estimate the value of primary input costs (labour income, profits, net interest payments, net indirect taxes, etc.) and to estimate the value added by producing entities, i.e., the value of output of commodities minus the value of commodities used in the production process. The latter two approaches are both called Gross Domestic Product. These measures are usually constructed in a manner largely independent of each other, and in the absence of perfect measurement, slightly different totals usually result. It is common, when presenting the two aggregates simultaneously, as in the Income and Expenditure Accounts, to display this difference as the "residual error of estimate".

While the Input-Output Accounts incorporate the three measures of GDP noted above, there is no residual error in the Input-Output Accounts. The Input-Output Accounts are made up of interrelated sets of industry and commodity accounts, at present 191 industries and

<sup>1</sup> For a discussion of problems in quantifying measurement errors in the national accounts see *Some Problems in Devising Measures of Error for the National Accounts* by Peter Kirkham; System of National Accounts, National Income and Expenditure Accounts, First Quarter 1976 (Catalogue 13-001).

<sup>2</sup> The other frequently used measure, Gross National Product (GNP) is conceptually identical to GDP except for the treatment of factor payments to and from non-residents. As the concepts are otherwise identical, it is simpler to make reference only to the GDP concept.



602 commodities and primary inputs, and all of these accounts must be simultaneously in balance. The reasons for these accounts being in balance, and the seeming contrast with other accounts in the CSNA where a “residual error of estimate” is shown explicitly, arise not from statistical perfection but from the manner in which the Input-Output Accounts are constructed. To bring out the nature of this approach, two related facets can be identified. They are the accounting structure, elaborated in another chapter, and the manner by which data are fitted into this structure. The Input-Output Tables are a complete accounting of transactions generating the production process, identifying intermediate transactions between production entities as well as primary inputs and final output. Thus the construction of Input-Output Tables starts with reports by firms of what they have produced (or shipments adjusted for inventory change) and what they have used in the production process. “What they have used in the production process” are the total inputs, classified as purchases of commodities (which come from other firms or from abroad) and as primary inputs (wages, profits, etc.). The estimation process is yet far from complete but a fundamental equivalence is already established. The summation of the value of output minus the summation of the value of commodity purchases for intermediate input yields the value of primary inputs. Momentarily leaving aside imports, the value of purchases by domestic industries of commodities for intermediate use is identical to the value of sales by domestic industries of commodities for intermediate use. There are two equivalent statements of this process: a) total output minus intermediate input equals primary inputs, b) total output minus intermediate use of output equals final output. To complete the picture, some intermediate input is met from imports, and to maintain equality, imports are a deduction from final demand.<sup>3</sup> This accounting for intermediate use is unique to the Input-Output Tables, and provides for a formal linkage between primary input (GDP) and final demand (Expenditure on GDP).

The process defined above simultaneously generates equivalent values for primary input and final demand and it provides the framework for all subsequent steps. The basic notion remains to refine, not upset, the identity between final demand and primary input. All transactions are defined in terms of commodities, and this leads to the establishment of commodity balances. The output and intermediate use of industries is specified by commodity, and estimates are made of the commodity content (and totals) of the final demand categories — exports and imports, investment (fixed and inventory), government expenditure and personal expenditure. While the value of the sum of the disposition, intermediate and final, of all commodities is equal to the sum of the supply of all commodities, this is not initially true when balances are struck for individual

<sup>3</sup> Imports can go for intermediate use or for final demand. As imports are by definition not production in Canada, all imports are deducted in estimating the value of Canadian production.

commodities. This leads to detailed investigation of the commodity balance of each commodity. (While logically the analysis of commodity balances follows the industry balances, the actual practice is of course more interactive than is suggested by this description.) All sources of apparent commodity imbalance are investigated, be they problems in classification, valuation, timing, or even improper reporting. The analysis of the commodity balances is an intensive process and one in which one can make use of any appropriate source of information to corroborate or modify the values found in the initial trial balance. A simple case arises when a commodity is assigned to a different commodity class on the supply side than on the use side, and this can be easily remedied. Or statistically strong data on the disposition of a commodity may indicate that production was under-reported. If evidence can be found to support this proposition, the reported production values will be modified. In all this analysis account is continually taken of intermediate use, and as noted above, it is through accounting for intermediate use that identity is maintained between primary input and final demand. In spite of these efforts it is recognized that the statistical data are not perfect. One can note that manufacturing production can be reported for a fiscal year which does not correspond to the calendar year, and exports are recorded for the month when the export documents are received for statistical tabulation. For reasons such as these the definitive resolution of small differences in the balance for an individual commodity is intractable, and in practice these differences are reflected in raw material inventory, the commodity content of which is not reported. Care is still taken to ensure that total inventory change accord with reported values, and that no persistent bias is introduced. It is interesting to note that in Norway, a country recognized for having a highly developed set of Input-Output Accounts, changes in stocks of individual commodities are also estimated in the context of commodity balances.

In summary, the equivalence between primary input (GDP) and final demand (Expenditure on GDP) in Input-Output Tables flows from the process by which the Tables are estimated, and this equivalence is achieved through accounting for intermediate transactions.

From the simple notion of this accounting framework the following theoretical/analytical constructs and constraints can be identified:

- (i) The supply of each commodity must equal its demand (including change in stocks).
- (ii) The output of each industry must equal its intermediate use and primary inputs.
- (iii) GDP must equal Expenditure on GDP.
- (iv) Domestic export of each commodity at producers' prices can't be more than domestic production (plus change in stocks).
- (v) Re-exports of a commodity can't be more than the imports.

- (vi) There cannot be withdrawals from stocks of a particular commodity year after year.
- (vii) Most non-durable consumer commodities can't have erratic movements from year to year. Food would be such an area. But, durable commodities (such as cars) could move widely.
- (viii) Labour income in any industry should be independently analyzed from the point of view of employment and average earnings. This would assure a proper relationship.
- (ix) Where, for some industry or final demand category, components of the account are drawn from different data sources, attention should be paid to ensure reasonable, internal relationships. For example, for hospitals and educational institutions, which are in final demand categories, labour income forms only part of their expenditures and it cannot be larger than total expenditure.
- (x) The price of exports f.o.b. should be consistent with the price of domestic shipments, i.e. ISPI, unless there is clear price differentiation. This would expose the valuation problems.
- (xi) The structure of an industry or final demand category does not shift radically from year to year. Any major shift must be analyzed in terms of supply as well.

The above list is by no means exhaustive but it does illustrate the power of logical constraints over the quality of the final product.

The quality of the Input-Output Accounts cannot be meaningfully determined in absolute terms but must be judged in relation to intended use. The Input-Output Accounts are a generalized accounting system designed to meet a number of diverse uses, each with its particular exigencies and constraints. Simultaneously the Input-Output Accounts serve as a basis for and in support of measures of economic growth, model building, structural analysis and productivity measurement. The measurement of economic growth focuses on the relative change in activity and on consistent measurement across time periods. An analysis of the structure of the economy is more likely to pay attention to one or a few points in time and is more concerned with the size of various activities. In reality there is some conflict in marshalling scarce resources to achieve these diverse aims. Apart from these direct applications the Input-Output Accounts have a significant role in refining and corroborating the annual values for the CSNA accounts compiled sub-annually. By this extension the requirements and applications of these sub-annual measures, such as business cycle analysis, are applicable also to the Input-Output Accounts.

The measurement of economic activity is an attempt to capture and classify dynamic events in the economy, and this very dynamism presents problems in measurement. It is readily apparent that classification

schemes, of industries and of commodities, can become obsolescent and must be up-dated. Such changes disrupt the continuity necessary for much economic analysis and thus the national accountant can be faced with a trade-off between relevance and consistency-over-time. Less obvious are questions of consistency with respect to a particular firm. Firms are classified to industries on the basis of the nature of their activity, and firms, particularly ones which are not highly specialized, can effect changes in the nature of their activity which result in their reclassification to another industry. When this happens the firm and all its activity disappear discretely from one industry and are added to another. Even the manner in which a firm carries on its activities can change and these changes will manifest themselves as seeming breaks in economic accounts. A firm always has a number of choices between having some service performed by its own work force or purchasing it from another firm. Obvious examples are trucking, accounting, advertising and janitorial services. Where such activity is performed by the firms' own work force it is recorded as production by the firm; if purchased it is production by the supplying firms. As a firm changes its practices the Input-Output Accounts will change accordingly. It is not possible to identify the particular cases where such changes do occur, but if significant they will manifest themselves as apparent instability in input-output coefficients.

The reliability of national accounting constructs can also be inferred by a perusal of the size and magnitude of statistical revisions which appear with the passage of time. This of course is particularly true of accounts published on a current monthly or quarterly basis. Initial estimates based on partial response to surveys must be revised in the face of more complete coverage. Annual information is necessarily more complete and more detailed than sub-annual data, and thus annual revisions to sub-annual data become necessary. The Input-Output Accounts are completed on an annual basis and with most annual information available; thus they are less subject to revision. There still are basic data that become available at less frequent intervals (measures of economic activity in agriculture are benchmarked to the quinquennial censuses of agriculture, for example), and these must be incorporated from time to time. Apart from the routine refinement of the basic data two other considerations come into play. Data deficiencies are known and are addressed as resources become available. When a weak statistical area is strengthened, this information can be used to improve earlier estimates. National accounting is always on a learning curve. As the ultimate computer, for example, has not yet been designed and built, neither have there been developed the definitive Input-Output Accounts. New insights often have application to earlier time periods. When all these influences get incorporated into the final product, there are revisions. Here again there is a dilemma. Constant refinements mean constant changes, and users of the accounts are faced with frequent updates which are individually of little consequence to

them. The practice is to establish a revision policy which limits changes in the published record to periods where experience has indicated that their impact is likely to be important. Other revisions, individually of little consequence but cumulatively of some significance, are saved and incorporated at periodic intervals as historical revisions.

Quality assurance also gains credibility when the statistics are subject to independent audit. Conscientious and reputable statistical agencies welcome such review. There is nothing arcane about national accounting. However unlike business accounting, which is widely practiced and widely understood with a large body of accepted conventions, the construction of the national accounts is of necessity a rather specialized and centralized endeavour. The audit function, to be truly helpful, must recognize all the demands on and applications of national accounting estimates.

Richard and Nancy Ruggles, two internationally pre-eminent experts in national accounting, have recently presented in several fora their proposal for a system of Integrated Economic Accounts. Their proposal is an evolution of and not basically dissimilar to

the national accounts of western industrial economies. They constructed an illustration of their proposal and this was published as "Integrated Economic Accounts for the United States, 1947-80".<sup>4</sup> In the same issue there were comments by eight notable practitioners and users of national accounts data. The range of the objections to the Ruggles' proposal was most striking, as in each case the comments reflected the commentator's particular interest. In many cases, any change in the structure of the presentation to better serve one user's needs would have an adverse effect on another application. This incident serves to illustrate the wide range of uses to be served by one generalized system of national accounting. It may also be suggested that an audit by each of the above commentators on any country's system of national accounts would result in a widely different bills of particulars.

Quality assurance is a necessary and integral part of building the Input-Output Accounts, and it is an objective which can be realized only with careful attention both to the process of compiling the accounts and to the validity of the resulting product. To be successful, quality assurance should both inspire confidence and define limitations.

---

<sup>4</sup> Survey of Current Business, May 1982; Bureau of Economic Analysis, United States Department of Commerce.

## Appendix B


### AGGREGATION PARAMETERS FOR THE INPUT-OUTPUT TABLES

This Appendix includes the following:

1. Input-Output industry title set at the L aggregation (the most detailed) level with five-digit number and sequential number corresponding to each Input-Output industry.
2. Definition of Input-Output industry in terms of the 1960 and 1970 Standard Industrial Classification codes.
3. Two levels of aggregation – S and M – defined in terms of the L aggregation sequential numbers and the title sets for each level of aggregation of industries.

The levels of aggregation are hierarchical. The level “S” can be derived from the level “M” and the level “M” can be derived from the level “L”. The hierarchical basis of aggregation is also true for commodities and categories of final demand.

4. Input-Output commodity title set at the L aggregation level with five-digit number and sequential number corresponding to each Input-Output commodity.
5. Two levels of aggregation – S and M – defined in terms of the L aggregation sequential numbers and the title set for each level of aggregation of commodities.
6. Input-Output category of final demand title set with five-digit number and L aggregation sequential number corresponding to each Input-Output category of final demand.
7. Two levels of aggregation – S and M – defined in terms of the L aggregation sequential numbers and the title set for each level of aggregation of categories of final demand. The S and M levels of aggregation bear close relationship with the information published in the National Income and Expenditure Accounts.



AGGREGATION PARAMETERS (INDUSTRIES)

INDUSTRY TITLE	L	M	S	1960 SIC	1970 SIC
00100 AGRICULTURE	1	1	1	001-021	001-021
00200 FORESTRY	2	2	2	031,039	031-039
00300 FISHING,HUNTING & TRAPPING	3	3	3	041-047	041-047
00400 GOLD MINES	4	4	4	051,052	051,052
00500 URANIUM MINES	5	4	4	057	057
00600 IRON MINES	6	4	4	058	058
00700 BASE METAL & OTHER METAL MINES	7	4	4	053-056,059	059
00800 COAL MINES	8	5	4	061	061
00900 PETROLEUM & GAS WELLS	9	5	4	063-066	064
01000 ASBESTOS MINES	10	6	4	071	071
01100 GYPSUM MINES	11	6	4	073	073
01200 SALT MINES	12	6	4	077	0793
01300 OTHER NON-METAL MINES	13	6	4	079	072,0791,0792,0794,0799
01400 QUARRIES & SAND PITS	14	6	4	083,087	083,087
01500 SERVICES INCIDENTAL TO MINING	15	7	4	092-099	096,098,099
01600 SLAUGHTERING & MEAT PROCESSORS	16	8	5	101	1011
01700 POULTRY PROCESSORS	17	8	5	103	1012
01800 DAIRY FACTORIES	18	8	5	105,107	104
01900 FISH PRODUCTS INDUSTRY	19	8	5	111	102
02000 FRUIT & VEGETABLE PROCESSING	20	8	5	112	103
02100 FEED MFGRS.	21	8	5	123	106
02200 FLOUR & BREAKFAST CEREALS IND.	22	8	5	124,125	105
02300 BISCUIT MFGRS.	23	8	5	128	1071
02400 BAKERIES	24	8	5	129	1072
02500 CONFECTIONERY MFGRS.	25	8	5	131	1081
02600 SUGAR REFINERIES	26	8	5	133	1082
02700 VEGETABLE OIL MILLS	27	8	5	135	1083
02800 MISCELLANEOUS FOOD INDUSTRIES	28	8	5	139	1089
02900 SOFT DRINK MFGRS.	29	8	5	141	1091
03000 DISTILLERIES	30	8	5	143	1092
03100 BREWERIES	31	8	5	145	1093
03200 WINERIES	32	8	5	147	1094
03300 LEAF TOBACCO PROCESSING	33	9	5	151	151
03400 TOBACCO PRODUCTS MFGRS.	34	9	5	153	153
03500 RUBBER FOOTWEAR MFGRS.	35	10	5	161	1624
03600 TIRE & TUBE MFGRS.	36	10	5	163	1623
03700 OTHER RUBBER INDUSTRIES	37	10	5	169	1629
03800 PLASTIC FABRICATORS, NES	38	10	5	385	165
03900 LEATHER TANNERIES	39	11	5	172	172
04000 SHOE FACTORIES	40	11	5	174	174
04100 LEATHER GLOVE FACTORIES	41	11	5	175	175
04200 SMALL LEATHER GOODS MFGRS.	42	11	5	179	179
04300 COTTON YARN & CLOTH MILLS	43	12	5	183	181
04400 WOOL, YARN & CLOTH MILLS	44	12	5	193,197	182
04500 SYNTHETIC TEXTILE MILLS	45	12	5	201	183
04600 FIBRE PREPARING MILLS	46	12	5	211	1851
04700 THREAD MILLS	47	12	5	212	1891
04800 CORDAGE & TWINE INDUSTRY	48	12	5	213	184
04900 NARROW FABRIC MILLS	49	12	5	214	1892
05000 PRESSED & PUNCHED FELT MILLS	50	12	5	215	1852
05100 CARPET, MAT & RUG INDUSTRY	51	12	5	216	186
05200 TEXTILE DYEING & FINISHING	52	12	5	218	1894
05300 CANVAS PRODUCTS INDUSTRY	53	12	5	221	1872
05400 COTTON & JUTE BAG INDUSTRY	54	12	5	223	1871
05500 MISCELLANEOUS TEXTILE IND.	55	12	5	229	188,1893,1899
05600 HOSIERY MILLS	56	13	5	231	231
05700 OTHER KNITTING MILLS	57	13	5	239	2391,2392
05800 CLOTHING INDUSTRIES	58	14	5	242-249	243-249
05900 SAWMILLS	59	15	5	251	251
06000 VENEER & PLYWOOD MILLS	60	15	5	252	252
06100 SASH & DOOR & PLANING MILLS	61	15	5	254	254
06200 WOODEN BOX FACTORIES	62	15	5	256	256
06300 COFFIN & CASKET INDUSTRY	63	15	5	258	258
06400 MISCELLANEOUS WOOD INDUSTRIES	64	15	5	259	259
06500 HOUSEHOLD FURNITURE INDUSTRY	65	16	5	261	261
06600 OFFICE FURNITURE INDUSTRY	66	16	5	264	264
06700 OTHER FURNITURE INDUSTRIES	67	16	5	266	266
06800 ELECTRIC LAMP & SHADE INDUSTRY	68	16	5	268	268
06900 PULP & PAPER INDUSTRY	69	17	5	271	271
07000 ASPHALT AND RELATED PRODUCTS	70	17	5	272	272
07100 PAPER BOX & BAG MFGRS.	71	17	5	273	273
07200 OTHER PAPER CONVERTERS	72	17	5	274	274
07300 PRINTING & PUBLISHING	73	18	5	286,288,289	286,288,289
07400 ENGRAVING, STEREOTYPING IND.	74	18	5	287	287
07500 IRON & STEEL INDUSTRY	75	19	5	291	291
07600 STEEL PIPE & TUBE MILLS	76	19	5	292	292
07700 IRON FOUNDRIES	77	19	5	294	294
07800 ALUMINUM SMELTING & REFINING	78	19	5	295	295
07900 OTHER SMELTING & REFINING	79	19	5	295	295
08000 ALUMINUM ROLLING & EXTRUDING	80	19	5	296	296
08100 COPPER & ALLOY ROLLING	81	19	5	297	297
08200 METAL CASTING & EXTRUDING NES	82	19	5	298	298
08300 BOILER & PLATE WORKS	83	20	5	301	301
08400 FABRICATED STRUCT. METAL IND.	84	20	5	302	302
08500 ORNAMENTAL & ARCH. METAL IND.	85	20	5	303	303
08600 METAL STAMP, PRESS. & COAT IND.	86	20	5	304	304
08700 WIRE & WIRE PRODUCTS MFGRS.	87	20	5	305	305
08800 HARDWARE TOOL & CUTLERY MFGRS.	88	20	5	306	306
08900 HEATING EQUIPMENT MFGRS.	89	20	5	307	307
09000 MACHINE SHOPS	90	20	5	308	308
09100 MISC. METAL FABRICATING IND.	91	20	5	309	309
09200 AGRICULTURAL IMPLEMENT IND.	92	21	5	311	311
09300 MISC. MACHINERY & EQUIP. MFGRS.	93	21	5	315	315
09400 COMM. REFRIG & AIR COND. MFGRS.	94	21	5	316	316
09500 OFFICE & STORE MACHINERY MFGRS.	95	21	5	318	318
09600 AIRCRAFT & PARTS MFGRS.	96	22	5	321	321

AGGREGATION PARAMETERS (INDUSTRIES)

INDUSTRY TITLE	L	M	S	1960 SIC	1970 SIC
09700 MOTOR VEHICLE MFGRS.....	97	22	5	323	323
09800 TRUCK BODY & TRAILER MFGRS.....	98	22	5	324	324
09900 MOTOR VEH PTS & ACCESS. MFGRS.....	99	22	5	325	325
10000 RAILROAD ROLLING STOCK IND.....	100	22	5	326	326
10100 SHIPBUILDING & REPAIR.....	101	22	5	327	327
10200 MISC. TRANSP. EQUIP. IND.....	102	22	5	328,329	328,329
10300 SMALL ELECTRICAL APPLIANCES.....	103	23	5	331	331
10400 MAJOR APPLIANCES ELECT & NON.....	104	23	5	332	332
10500 RADIO & TELEVISION RECEIVERS.....	105	23	5	334	334
10600 COMMUNICATIONS EQUIPMENT MFGRS.....	106	23	5	335	335
10700 MFGRS OF ELECT. IND. EQUIP.....	107	23	5	336	336
10800 BATTERY MFGRS.....	108	23	5	337	3391
10900 MFGRS OF ELECTRIC WIRE & CABLE.....	109	23	5	338	338
11000 MFGRS OF MISC. ELECT. PRODUCTS.....	110	23	5	339	333,3399
11100 CEMENT MFGRS.....	111	24	5	341	352
11200 LIME MFGRS.....	112	24	5	343	358
11300 CONCRETE PRODUCTS MFGRS.....	113	24	5	347	354
11400 READY-MIX CONCRETE MFGRS.....	114	24	5	348	355
11500 CLAY PRODUCTS MFGRS.....	115	24	5	351	351
11600 REFRACTORIES MFGRS.....	116	24	5	352	3591
11700 STONE PRODUCTS MFGRS.....	117	24	5	353	353
11800 OTHER NON-METALLIC PRODUCTS IND.....	118	24	5	345,354,355,359	3599
11900 GLASS & GLASS PRODUCTS MFGRS.....	119	24	5	356	356
12000 ABRASIVES MFGRS.....	120	24	5	357	357
12100 PETROLEUM REFINERIES.....	121	25	5	365	365
12200 OTHER PETROL & COAL PROD IND.....	122	25	5	369	369
12300 MFGRS OF MIXED FERTILIZERS.....	123	26	5	372	372
12400 MFGRS OF PLAST. & SYNTH. RES.....	124	26	5	373	373
12500 MFGRS OF PHARM. & MEDICINES.....	125	26	5	374	374
12600 PAINT & VARNISH MFGRS.....	126	26	5	375	375
12700 MFGRS OF SOAP & CLEANING COMP.....	127	26	5	376	376
12800 MFGRS OF TOILET PREPARATIONS.....	128	26	5	377	377
12900 MFGRS OF INDUSTRIAL CHEMICALS.....	129	26	5	378	378
13000 OTHER CHEMICAL INDUSTRIES.....	130	26	5	371,379	379
13100 SCIENT. & PROF. EQUIP. MFGRS.....	131	27	5	381	391
13200 JEWELRY & SILVERWARE MFGRS.....	132	27	5	382	392
13300 BROOM BRUSH & MOP INDUSTRY.....	133	27	5	383	3991
13400 SPORTING GOODS & TOY INDUSTRY.....	134	27	5	393	393
13500 LINOLEUM & COATED FABRICS IND.....	135	27	5	219	3993
13600 SIGNS & DISPLAYS INDUSTRY.....	136	27	5	397	397
13700 MISC. MANUFACTURING IND. NES.....	137	27	5	384,395,398,399	3992,3994-3999
13800 REPAIR CONSTRUCTION.....	138	28	6	404-421	404-421
13900 RESIDENTIAL CONSTRUCTION.....	139	28	6	404-421	404-421
14000 NON-RESIDENTIAL CONSTRUCTION.....	140	28	6	404-421	404-421
14100 ROAD HIGHWAY AIRSTRIP CONST.....	141	28	6	404-421	404-421
14200 GAS AND OIL FACILITY CONST.....	142	28	6	404-421	404-421
14300 DAMS AND IRRIGATION PROJECTS.....	143	28	6	404-421	404-421
14400 RAILWAY TELEPHONE TELEGRAPH CON.....	144	28	6	404-421	404-421
14500 OTHER ENGINEERING CONSTRUCTION.....	145	28	6	404-421	404-421
14600 CONSTRUCTION OTHER ACTIVITIES.....	146	28	6	404-421	404-421
14700 AIR TRANSPORT.....	147	29	7	501-502	501-502
14800 SERVICES INCIDENTAL TO TRANSP.....	148	29	7	517,519	517,519
14900 WATER TRANSPORT.....	149	29	7	504-505	504,505
15000 RAILWAY TRANSPORT.....	150	29	7	506	503
15100 TRUCK TRANSPORT.....	151	29	7	507	506-507
15200 BUS TRANSP. INTERURBAN & RURAL.....	152	29	7	508	508
15300 URBAN TRANSIT SYSTEMS.....	153	29	7	509	509
15400 TAXICAB OPERATIONS.....	154	29	7	512	512
15500 PIPELINE TRANSPORT.....	155	29	7	515	515
15600 HIGHWAY & BRIDGE MAINTENANCE.....	156	29	7	516	516
15700 STORAGE.....	157	29	7	524-527	524,527
15800 RADIO & TEL. BROADCASTING.....	158	30	8	543	543
15900 COMMUNICATION INDUSTRIES, NES.....	159	30	8	544,545	544,545
16000 POST OFFICE.....	160	30	8	548	548
16100 ELECTRIC POWER.....	161	31	9	572	572
16200 GAS DISTRIBUTION.....	162	31	9	574	574
16300 WATER & OTHER UTILITIES.....	163	31	9	576-579	576-579
16400 WHOLESALE TRADE.....	164	32	10	602-629	602-629
16500 RETAIL TRADE.....	165	33	11	631-699	631-699
16600 OWNER OCCUPIED DWELLINGS.....	166	34	12	737	737
16700 GOVT ROYALTIES ON NAT RESOURCES.....	167	35	12	737	737
16800 BANKS AND CREDIT UNIONS.....	168	35	12	702	7011-7013,7016,7019
16900 INSURANCE.....	169	35	12	731	721
17000 OTHER FIN. INS. & REAL ESTATE.....	170	35	12	702,704,735	7014,7015,703,705,707,715,735,737
17100 EDUCATION & RELATED SERVICES.....	171	36	13	801-809	801-809
17200 HOSPITALS.....	172	36	13	821	821,822
17300 HEALTH SERVICES.....	173	36	13	823-827	823-827
17400 MOTION PICTURE THEATRES.....	174	37	13	851	841,842
17500 OTHER RECREATIONAL SERVICES.....	175	37	13	853-859	843-845,849
17600 PROF. SERVICES TO BUSINESS.....	176	38	13	861,864,866	861,863,864,866
17700 ADVERTISING SERVICES.....	177	38	13	862	862
17800 LAUNDRIES & CLEANERS.....	178	40	13	874	874,876
17900 ACCOMMODATION & FOOD SERVICES.....	179	39	13	875,876	881-884,886
18000 OTHER PERSONAL SERVICES.....	180	40	13	871,872,877-879	871,872,877,879
18100 PHOTOGRAPHY.....	181	40	13	893	893
18200 MISC. REPAIR & MAINTENANCE.....	182	40	13	894-897	896-898
18300 MISC. SERVICES TO BUS. & PERS.....	183	38	13	869,891,899	851-855,867,869,891,894,895,899
18400 OPERATING SUPPLIES.....	184	42	15	DUMMY INDUSTRY	DUMMY INDUSTRY
18500 OFFICE SUPPLIES.....	185	42	15	DUMMY INDUSTRY	DUMMY INDUSTRY
18600 CAFETERIA REQU.....	186	42	15	DUMMY INDUSTRY	DUMMY INDUSTRY
18700 TRANSPORTATION MARGINS.....	187	41	14	DUMMY INDUSTRY	DUMMY INDUSTRY
18800 LABORATORY SUPPLIES.....	188	42	15	DUMMY INDUSTRY	DUMMY INDUSTRY
18900 TRAVEL & ENTERTAINMENT.....	189	43	16	DUMMY INDUSTRY	DUMMY INDUSTRY
19000 ADVERTISING & PROMOTION.....	190	43	16	DUMMY INDUSTRY	DUMMY INDUSTRY
19100 MACHINERY REPAIR SERVICES.....	191	42	15	DUMMY INDUSTRY	DUMMY INDUSTRY

DEFINITION OF INDUSTRY AGGREGATION - S  
IN TERMS OF L SEQUENTIAL NUMBERS

S-INDUSTRY NO	S - INDUSTRY TITLE	L SEQUENTIAL NO
1	AGRICULTURE.....	1
2	FORESTRY.....	2
3	FISHING,HUNTING & TRAPPING.....	3
4	MINES,QUARRIES & OILS WELLS.....	4-15
5	MANUFACTURING.....	16-137
6	CONSTRUCTION.....	138-146
7	TRANSPORTATION & STORAGE.....	147-157
8	COMMUNICATIONS.....	158-160
9	ELEC POWER,GAS,OTHER UTILITIES.....	161-163
10	WHOLESALE TRADE.....	164
11	RETAIL TRADE.....	165
12	FINANCE,INSURANCE,REAL ESTATE.....	166-170
13	COMMUNITY BUS,PERSONAL SERVICE.....	171-183
14	TRANSPORTATION MARGINS.....	187
15	OPERATING,OFFICE,LAB & FOOD.....	184-186,188,191
16	TRAVEL & ADVERTISING PROMOTION.....	189-190

DEFINITION OF INDUSTRY AGGREGATION - M  
IN TERMS OF L SEQUENTIAL NUMBERS

M-INDUSTRY NO	M - INDUSTRY TITLE	L SEQUENTIAL NO
1	AGRICULTURE.....	1
2	FORESTRY.....	2
3	FISHING,HUNTING & TRAPPING.....	3
4	METAL MINES.....	4-7
5	MINERAL FUELS.....	8-9
6	NON-METAL MINES & QUARRIES.....	10-14
7	SERVICES INCIDENTAL TO MINING.....	15
8	FOOD & BEVERAGE INDUSTRIES.....	16-32
9	TOBACCO PRODUCTS INDUSTRIES.....	33-34
10	RUBBER & PLASTICS PRODUCTS IND.....	35-38
11	LEATHER INDUSTRIES.....	39-42
12	TEXTILE INDUSTRIES.....	43-55
13	KNITTING MILLS.....	56-57
14	CLOTHING INDUSTRIES.....	58
15	WOOD INDUSTRIES.....	59-64
16	FURNITURE & FIXTURE INDUSTRIES.....	65-68
17	PAPER & ALLIED INDUSTRIES.....	69-72
18	PRINTING & PUBLISHING.....	73-74
19	PRIMARY METAL INDUSTRIES.....	75-82
20	METAL FABRICATING INDUSTRIES.....	83-91
21	MACHINERY INDUSTRIES.....	92-95
22	TRANSPORTATION EQUIPMENT IND.....	96-102
23	ELECTRICAL PRODUCTS INDUSTRIES.....	103-110
24	NON-METALLIC MINERAL PROD. IND.....	111-120
25	PETROLEUM & COAL PRODUCTS IND.....	121-122
26	CHEMICAL & CHEMICAL PROD. IND.....	123-130
27	MISC MANUFACTURING INDUSTRIES.....	131-137
28	CONSTRUCTION INDUSTRY.....	138-146
29	TRANSPORTATION & STORAGE.....	147-157
30	COMMUNICATION.....	158-160
31	ELEC POWER,GAS,OTHER UTILITIES.....	161-163
32	WHOLESALE TRADE.....	164
33	RETAIL TRADE.....	165
34	OWNER OCCUPIED DWELLINGS.....	166
35	OTHER FINANCE,INS. & REAL ESTATE.....	167-170
36	EDUCATION & HEALTH SERVICES.....	171-173
37	AMUSEMENT & RECREATION SERVICES.....	174-175
38	SERVICES TO BUSINESS MANAGEMENT.....	176-177,183
39	ACCOMMODATION & FOOD SERVICES.....	179
40	OTHER PERSONAL & MISC SERVICES.....	178,180-182
41	TRANSPORTATION MARGINS.....	187
42	OPERATING,OFFICE,LAB & FOOD.....	184-186,188,191
43	TRAVEL & ADVERTISING,PROMOTION.....	189-190



AGGREGATION PARAMETERS (COMMODITIES)

COMMODITY TITLE	L	M	S
00100 CATTLE AND CALVES	1	2	2
00200 SHEEP AND LAMBS	2	2	2
00300 HOGS	3	2	2
00400 POULTRY	4	2	2
00500 OTHER LIVE ANIMALS	5	2	2
00600	0	0	0
00700 WHEAT,UNMILLED	7	1	1
00800 BARLEY,OATS,RYE,CORN,GRAIN,NES	8	1	1
00900 MILK,WHOLE,FLUID,UNPROCESSED	9	3	2
01000 EGGS IN THE SHELL	10	3	2
01100 HONEY AND BEESWAX	11	3	2
01200 NUTS,EDIBLE,NOT SHELLED	12	3	2
01300 FRUITS,FRESH, EX TROPICAL	13	3	2
01400 VEGETABLES,FRESH	14	3	2
01500 HAY,FORAGE,AND STRAW	15	3	2
01600 SEEDS EX. OIL AND SEED GRADES	16	3	2
01700 NURSERY STOCK & RELATED MAT.	17	3	2
01800 OIL SEEDS,NUTS AND KERNELS	18	3	2
01900 HOPS INC. LUPULIN	19	3	2
02000 TOBACCO,RAW	20	3	2
02100 MINK SKINS,RANCH UNDRRESSED	21	3	2
02200 WOOL IN GREASE	22	3	2
02300 SERV. INCIDENTAL TO AGR & FORESTRY	23	3	2
02400 LOGS AND BOLTS	24	4	3
02500 POLES,PIT PROPS FENCE-POSTS ETC	25	4	3
02600 PULPWOOD	26	4	3
02700 OTHER CRUDE WOOD MATERIALS	27	4	3
02800 CUSTOM FORESTRY	28	4	3
02900 FISH LANDINGS	29	5	4
03000 HUNTING & TRAPPING PRODUCTS	30	6	4
03100	0	0	0
03200 GOLD & ALLOYS IN PRIMARY FORM	32	8	5
03300 RADIO-ACTIVE ORES&CONCENTRATES	33	8	5
03400 IRON ORES & CONCENTRATES	34	7	5
03500 BAUXITE + ALUMINA	35	8	5
03600 METAL ORES + CONCENTRATES N.E.S.	36	6	5
03700 COAL	37	9	6
03800 CRUDE MINERAL OILS	38	10	6
03900 NATURAL GAS	39	11	6
04000	0	0	0
04100 SULPHUR,CRUDE & REFINED	41	12	7
04200 ASBESTOS,UNMFG.CRUDE& FIBROUS	42	12	7
04300 GYPSUM	43	12	7
04400 SALT	44	12	7
04500 PEATMOSS	45	12	7
04600 CLAY&OTHER CRUDE REFRACTORY MAT	46	12	7
04700 NATURAL ABRASIVES&INDUST DIAMOND	47	12	7
04800 CRUDE MINERAL NES	48	12	7
04900 SAND AND GRAVEL	49	12	7
05000 STONE,CRUDE	50	12	7
05100 SERVICES INCIDENTAL TO MINING	51	13	8
05200 BEEF,VEAL,MUTT&PORK,FRESH&FROZEN	52	14	9
05300 HORSE MEAT FRESH,CHILLED,FROZEN	53	14	9
05400 MEAT,CURED	54	14	9
05500 MEAT PREP. COOKED NOT CANNED	55	14	9
05600 MEAT PREP. CANNED	56	14	9
05700 ANIMAL OILS & FATS & LARD	57	14	9
05800 MARGERINE,SHORTENING&LIKE PROD	58	14	9
05900 SAUSAGE CASINGS,NATURAL&SYNTH	59	14	9
06000 PRIMARY TANKAGE	60	14	9
06100 FEEDS OF ANIMAL ORIGIN NES	61	14	9
06200 HIDES AND SKINS,RAW,NES	62	14	9
06300 ANIMAL MAT.FOR DRUGS & PERFUME	63	14	9
06400 CUSTOM WORK MEAT & FOOD	64	14	9
06500 POULTRY,FRESH,CHILLED,FROZEN	65	14	9
06600 POULTRY,CANNED	66	14	9
06700 MILK,WHOLE,FLUID,PROCESSED	67	15	9
06800 CREAM,FRESH	68	15	9
06900 BUTTER	69	15	9
07000 CHEESE,CHEDDAR & PROCESSED	70	15	9
07100 MILK EVAPORATED	71	15	9
07200 ICE CREAM	72	15	9
07300 OTHER DAIRY PRODUCTS	73	15	9
07400 MUSTARD MAYONNAISE	74	15	9
07500 FISH PRODUCTS	75	16	9
07600 FRUIT,BERRIES,DRIED,CRYSTALIZED	76	17	10
07700 FRUITS & PREPARATIONS CANNED	77	17	10
07800 VEGET.FROZEN,DRIED & PRESERVED	78	17	10
07900 VEGETABLES&PREPARATIONS CANNED	79	17	10
08000 SOUPS CANNED	80	17	10
08100 INFANT&JUNIOR FOODS,CANNED	81	17	10
08200 PICKLES,RELISHES,OTHER SAUCES	82	17	10
08300 VINEGAR	83	17	10
08400 OTHER FOOD PREPARATIONS	84	17	10
08500 PRIMARY OR CONCENTRATED FEEDS	85	18	10
08600 FEED FOR COMMERCIAL LIVESTOCK	86	18	10
08700 FEEDS, GRAIN ORIGIN, N.E.S.	87	18	10
08800 FEEDS OF VEGETABLE ORIGIN NES	88	18	10
08900 PET FEEDS	89	18	10
09000 WHEAT FLOUR	90	19	10
09100 MEAL&FLOUR OF OTHER CEREALS&VEG	91	19	10
09200 BREAKFAST CEREAL PRODUCTS	92	20	10
09300 BISCUITS	93	20	10
09400 BREAD & ROLLS	94	20	10
09500 OTHER BAKERY PRODUCTS	95	20	10
09600 COCOA & CHOCOLATE	96	22	10
09700 NUTS,KERNELS & SEEDS PREPARED	97	22	10
09800 CHOCOLATE CONFECTIONERY	98	22	10
09900 OTHER CONFECTIONERY	99	22	10
10000 BEET PULP	100	18	10

## AGGREGATION PARAMETERS (COMMODITIES)

COMMODITY TITLE	L	M	S
10100 SUGAR	101	21	10
10200 MOLASSES,SUGAR REFINERY PROD	102	22	10
10300 OILSEED,MEAL & CAKE	103	18	10
10400 VEG. OILS & FATS, CRUDE	104	22	10
10500 NITROGEN FUNCTION COMPOUNDS NES	105	67	27
10600 MALT,MALT FLOUR&WHEAT STARCH	106	22	10
10700 MAPLE SUGAR&SYRUP	107	22	10
10800 PREPARED CAKE & SIMILAR MIXES	108	22	10
10900 SOUPS,DRIED&SOUP MIXES&BASES	109	22	10
11000 COFFEE,ROASTED,GROUND,PREPARED	110	22	10
11100 TEA	111	22	10
11200 POTATO CHIPS&SIMILAR PRODUCTS	112	22	10
11300 MISC.FOOD NES	113	22	10
11400 SOFTDRINK CONCENTRATES&SYRUPS	114	23	11
11500 CARBONATED BEV.SOFT DRINKS	115	23	11
11600 ALCOHOLIC BEVERAGES DISTILLED	116	24	11
11700 ALCOHOL, NATURAL, ETHYL	117	64	27
11800 BREWERS' & DISTILLERS'GRAINS	118	18	10
11900 ALE BEER,STOUT & PORTER	119	24	11
12000 WINES	120	24	11
12100 TOBACCO PROCESSED,UNMANUFACT.	121	25	12
12200 CIGARETTES	122	26	12
12300 TOBACCO MFG EX CIGARETTES	123	26	12
12400 FOOTWEAR,RUBBER AND PLASTIC	124	28	13
12500 TIRES & TUBES,PASSENGER CARS	125	27	13
12600 TIRES & TUBES,TRUCKS & BUSES	126	27	13
12700 TIRES & TUBES,NES	127	27	13
12800 TIRES,RETREADING	128	27	13
12900 RECLAIMED RUBBER	129	28	13
13000 RUBBER BELTS & COATED FABRICS	130	28	13
13100 RUBBER SHEETING SHOE STOCK ETC	131	28	13
13200 HOSE & TUBING,MAINLY RUBBER	132	28	13
13300 RUBBER WASTE & SCRAP	133	28	13
13400 RUBBER END PRODUCTS NES	134	28	13
13500 PLASTIC PIPE FITTINGS & SHEET	135	29	13
13600 PLASTIC CONTAINERS&BOTTLE CAPS	136	29	13
13700 PREFAB. BLDGS&STRUCTURES NES	137	29	13
13800 PLASTIC HOSE,FAULS&END PROD NES	138	29	13
13900 LEATHER	139	30	13
14000 FOOTWEAR EX RUBBER & PLASTIC	140	30	13
14100 LEATHER GLOVES&MITTENS EX SPORT	141	30	13
14200 LEATHER BELTING,SHOE STOCK	142	30	13
14300 LUGGAGE	143	30	13
14400 LEATHER HANDBAGS,WALLETS ETC	144	30	13
14500 YARN, COTTON	145	31	14
14600 YARNS MIX&BLENDED&COTTON WASTE	146	31	14
14700 FABRICS, BROAD WOVEN OF COTTON	147	32	14
14800 TIRE CORD & TIRE FABRICS	148	32	14
14900 NETS & NETTING	149	33	14
15000 BLANKETS,BEDSHEETS,TOWELS&CLOTHS	150	33	14
15100 YARN OF WOOL AND HAIR	151	31	14
15200 FABRICS,BROADWOVEN,WOOL,HAIR&MIX	152	32	14
15300 PAPERMAKERS' FELTS	153	33	14
15400 MAN MADE FIBRES	154	31	14
15500 POLYAMIDE RESINS (NYLON)	155	31	14
15600 YARNS, SILK, FIBREGLASS	156	31	14
15700 TIRE YARNS	157	31	14
15800 FABRIC, WOVEN, TEXTILE FIBRES	158	32	14
15900 FABRICS,BROAD WOVEN,MIX&BLENDS	159	32	14
16000 RAGS&WASTE,COTTON&TEXTILE MAT	160	33	14
16100 WOOL&FINE ANIMAL HAIR SPINNING	161	31	14
16200 THREAD OF COTTON FIBRES	162	33	14
16300 THREAD, OF MAN-MADE FIBRES	163	33	14
16400 YARN&THREAD,OTHER VEG. FIBRES	164	31	14
16500 BALER AND BINDER TWINE	165	33	14
16600 OTHER CORDAGE, TWINE & ROPE	166	33	14
16700 NARROW FABRICS	167	32	14
16800 LACE FABRICS,BOBBINET & NET	168	32	14
16900 FELT, CARPET CUSHION	169	33	14
17000 CARPETING&FABRIC RUGS,MATS ETC	170	33	14
17100 TEXTILE DYEING & FINISHING SER	171	33	14
17200 AWNINGS, OF CLOTH & PLASTIC	172	33	14
17300 TENTS,HAMMOCKS,SLEEP BAGS&SAILS	173	33	14
17400 TARPAULINS & OTHER COVERS	174	33	14
17500 TEXTILE CONTAINERS	175	33	14
17600 VEGETABLE TEXTILE FIBRES NES	176	33	14
17700 MISC TEXTILE FAB.MAT,INC. RAGS	177	33	14
17800 HOUSEHOLD TEXTILES, NES	178	33	14
17900 LACES AND TEXTILE PROD. N.E.S.	179	33	14
18000 HOSIERY	180	34	15
18100 FABRICS,KNITTED&NETTED,ELASTIC	181	32	14
18200 FABRICS, KNITTED, NES	182	32	14
18300 KNITTED WEAR	183	34	15
18400 CLOTHING	184	35	15
18500 APPAREL ACCESSORIES&OTHER MISC	185	35	15
18600 FURS, DRESSED	186	35	15
18700 FUR PLATES, MATS AND LININGS	187	35	15
18800 FUR APPAREL	188	35	15
18900 CUSTOM TAILORING	189	35	15
19000 PULPWOOD CHIPS	190	38	16
19100 LUMBER & TIMBER	191	36	16
19200 RAILWAY TIES	192	38	16
19300 WOOD WASTE	193	38	16
19400 CUSTOM WOOD WORKING & MILLWORK	194	38	16
19500 VENEER AND PLYWOOD	195	37	16
19600 MILLWORK (WOODWORK)	196	38	16
19700 WOOD FABRICATED MAT.FOR STRUCT	197	38	16
19800 PREFAB. BLDGS,WOOD	198	38	16
19900 CONTAINERS,CLOSURES&WOOD PALLETS	199	38	16
20000 CASKETS,COFFINS&OTHER MORT GOODS	200	38	16

AGGREGATION PARAMETERS (COMMODITIES)

COMMODITY TITLE	L	M	S
20100 MISC. WOOD.....	201	38	16
20200 BARRELS & KEGS OF WOOD.....	202	38	16
20300 WOOD END PRODUCTS,NES.....	203	38	16
20400 HOUSEHOLD FURN INCL CAMP&LAWN.....	204	39	17
20500 OFFICE FURN&VISIBLE RECORD EQUIP.....	205	39	17
20600 SPECIAL PURPOSE FURNITURE.....	206	39	17
20700 MISC. FURNITURE AND FIXTURES.....	207	39	17
20800 PORTABLE LAMPS RESIDENTIAL TYPE.....	208	39	17
20900 PULP.....	209	40	18
21000 NEWSPRINT PAPER.....	210	41	18
21100 OTHER PAPER FOR PRINTING.....	211	41	18
21200 FINE PAPER.....	212	41	18
21300 TISSUE & SANITARY PAPER.....	213	41	18
21400 WRAPPING PAPER.....	214	41	18
21500 PAPER BOARD.....	215	41	18
21600 BLDG.PAPER.....	216	41	18
21700 TOWELS, NAPKINS & TOILET PAPER.....	217	42	18
21800 VANILLIN.....	218	42	18
21900 MISC.IND.PAPER MAT.BY PROD&WASTE.....	219	42	18
22000 TILES,VINYL-ASBESTOS.....	220	42	18
22100 PAPER CARTONS,BAGS,CANS&BOTTLES.....	221	42	18
22200 CONVERTED PAPER,GUM,WAX OR PRINT.....	222	42	18
22300 CONVERTED ALUMINUM FOIL.....	223	42	18
22400 FACIAL TISSUES&SANITARY NAPKINS.....	224	42	18
22500 PAPER CONTAINERS,NES.....	225	42	18
22600 OFFICE AND STATIONERY SUPPLIES.....	226	42	18
22700 PAPER END PRODUCTS.....	227	42	18
22800 NEWSPAPERS,MAGAZINES&PERIODICALS.....	228	43	19
22900 BOOKS,PAMPHLETS,MAPS&PICTURES.....	229	43	19
23000 BANKNOTES,BONDS,DRAFTS ETC.....	230	43	19
23100 OTHER PRINTED MATTER.....	231	43	19
23200 ADVERTISING,PRINT MEDIA.....	232	44	19
23300 SPECIALIZED PUBLISHING SERVICE.....	233	43	19
23400 PRINTING PLATES,SET TYPE ETC.....	234	43	19
23500 FERRO-ALLOYS.....	235	45	20
23600 IRON, STEEL INGOTS.....	236	45	20
23700 STEEL BLOOMS,BILLETS & SLABS.....	237	45	20
23800 STEEL CASTINGS.....	238	45	20
23900 STEEL BARS AND RODS.....	239	45	20
24000 STEEL PLATES, NOT FABRICATED.....	240	45	20
24100 CARBON STEEL SHEETS NOT COATED.....	241	45	20
24200 TINPLATE.....	242	45	20
24300 GALVANIZED STEEL SHEET & STRIP.....	243	45	20
24400 RAILS&RLY TRACK MATERIALS,STEEL.....	244	45	20
24500 COAL TAR.....	245	63	26
24600 NAT&SYN.GRAPHITE&CARBON PROD.....	246	49	20
24700 MECHANICAL STEEL TUBING.....	247	45	20
24800 OIL COUNTRY GOODS.....	248	45	20
24900 LINE PIPE,TRANS,NAT.GAS & OIL.....	249	45	20
25000 STEEL PIPES & TUBES NES.....	250	45	20
25100 GRINDING BALLS,INGOT MOULDS ETC.....	251	45	20
25200 CAST&WROUGHT IRON PIPE&FITTINGS.....	252	45	20
25300 NICKEL IN PRIMARY FORMS.....	253	48	20
25400 COPPER&COPPER ALLOYS,PRIME FORMS.....	254	47	20
25500 LEAD,PRIMARY FORMS.....	255	49	20
25600 ZINC&ZINC ALLOYS PRIMARY FORMS.....	256	49	20
25700 ALUMINUM&ALUMINUM ALLOYS PRIME.....	257	46	20
25800 TIN&TIN ALLOYS PRIMARY FORMS.....	258	49	20
25900 PRECIOUS METAL&ALLOYS PRIME FORM.....	259	49	20
26000 OTH.NON-FERROUS BASE METALS.....	260	49	20
26100 ALUMINUM FLUORIDES&SODIUM ALUM.....	261	49	20
26200 INORGANIC BASES&MET OXIDES,NES.....	262	49	20
26300 SCRAP&WASTE MATERIALS NES.....	263	49	20
26400 ALUMINUM&ALUMINUM ALLOYS, CAST.....	264	46	20
26500 COPPER PROD.CAST.ROLLED&EXTRUDED.....	265	47	20
26600 COPPER ALLOY PROD.CAST.ROLL.EXT.....	266	47	20
26700 LEAD&LEAD ALLOY PROD.CAST.R&E.....	267	49	20
26800 NICKEL&NICKEL ALLOY FAB.MATERIAL.....	268	48	20
26900 TIN&TIN ALLOY FAB. MATERIALS.....	269	49	20
27000 ZINC DIE CASTING&OTH.ZINC MAT.....	270	49	20
27100 SOLDERS INC.BLOCK,RODS,WIRE,ETC.....	271	49	20
27200 PLATES, STEEL, FABRICATED.....	272	50	21
27300 TANKS.....	273	50	21
27400 POWER BOILERS.....	274	50	21
27500 BOILERS, MARINE TYPE.....	275	50	21
27600 BEAMS AND OTHER STRUCT. STEEL.....	276	51	21
27700 SCAFFOLDING EQUIP., DEMOUNTABLE.....	277	51	21
27800 PREFAB.BLDGS&STRUCT.,MAINLY MET.....	278	51	21
27900 METAL PRODUCTS NES.....	279	51	21
28000 STEEL SHEET&STRIP COATED OR FAB.....	280	52	21
28100 CULVERT PIPE, CORRUGATED METAL.....	281	52	21
28200 METAL BASIC PROD.&RANGE BOILERS.....	282	52	21
28300 METAL PIPES, FITTINGS & SIDINGS.....	283	52	21
28400 METAL AWNINGS,ASH CANS,PAIS ETC.....	284	52	21
28500 KITCHEN UTENSILS.....	285	52	21
28600 CONTAINERS&BOTTLE CAPS OF METAL.....	286	52	21
28700 WIRE & WIRE ROPE, OF STEEL.....	287	52	21
28800 WIRE FENCING,SCREENING&NETTING.....	288	52	21
28900 CHAIN,EX.AUTO TIRE&POWER TRANS.....	289	52	21
29000 RODS,WIRE&ELECTRODES,WELDING.....	290	52	21
29100 SPRINGS FOR UPHOLSTERY&MISC.VEH.....	291	52	21
29200 BOLTS,NUTS,SCREWS,WASHERS ETC.....	292	52	21
29300 BUILDERS' HARDWARE.....	293	52	21
29400 FITTINGS,FURN.CABINETS&CASKETS.....	294	52	21
29500 BASIC HARDWARE,NES.....	295	52	21
29600 CUTTING&FORMING TOOLS.....	296	52	21
29700 MEASURING,EDGING,MECHANIC'S TOOL.....	297	52	21
29800 SCISSORS,RAZOR BLADES,IND.CUTLER.....	298	52	21
29900 DOMESTIC EQUIPMENT, NES.....	299	58	24
30000 HEATING EQ.HOT WATER&STEAM ETC.....	300	50	21

AGGREGATION PARAMETERS (COMMODITIES)

COMMODITY TITLE	L	M	S
30100 HEATING EQ,WARM AIR EX.PIPES&ETC.....	301	52	21
30200 UNIT&WATER TANK HEATERS NON-ELEC.....	302	52	21
30300 FUEL BURNING EQUIPMENT.....	303	52	21
30400 COM.APPLIANCES,COOK&WARMING FOOD.....	304	52	21
30500 CUSTOM METAL WORKING.....	305	52	21
30600 FORGINGS OF CARBON&ALLOY STEEL.....	306	52	21
30700 VALVES.....	307	52	21
30800 PIPE FITTINGS,NOT IRON & STEEL.....	308	52	21
30900 GAS METERS AND WATER METERS.....	309	52	21
31000 FIRE FIGHT&TRAFFIC CONTROL EQUIP.....	310	52	21
31100 TAXI&PARK METERS,BLOCKS&LADDERS.....	311	52	21
31200 FIREARMS & MILITARY HARDWARE.....	312	52	21
31300 COLLAPSIBLE TUBES,METAL.....	313	52	21
31400 TRACTORS, FARM & GARDEN TYPE.....	314	53	22
31500 OTHER AGRICULTURAL MACHINERY.....	315	53	22
31600 MECHANICAL POWER TRANS EQUIP.....	316	54	22
31700 PUMPS,COMPRESSORS&BLOWERS ETC.....	317	54	22
31800 CONVEYORS,ESCAL,ELEV&HOIST MACH.....	318	54	22
31900 IND.TRUCKS,TRACTORS,TRAILERS ETC.....	319	54	22
32000 FANS,AIR CIRCULATORS&AIR UNITS.....	320	54	22
32100 PKG.MACH,LUB.EQ&OTH MISC MACH.....	321	54	22
32200 INDUSTRIAL FURNACES,KILNS&OVENS.....	322	54	22
32300 MACH.IND.SPECIFIED&SPECIAL PURP.....	323	54	22
32400 POWER DRIVEN HAND TOOLS.....	324	54	22
32500 METAL END PRODUCTS, NES.....	325	54	22
32600 REFRIG&AIR CON.EQ.EX HOUSEHOLD.....	326	54	22
32700 SCALES & BALANCES.....	327	54	22
32800 VENDING MACHINES.....	328	54	22
32900 OFFICE MACHINES AND EQUIPMENT.....	329	54	22
33000 AIRCRAFT, ALL TYPES.....	330	57	23
33100 AIRCRAFT ENGINES.....	331	57	23
33200 SPECIALIZED AIRCRAFT EQUIPMENT.....	332	57	23
33300 MODIFICATIONS,CONVERSIONS,SERV.....	333	57	23
33400 PASSENGER AUTOMOBILES & CHASSIS.....	334	55	23
33500 TRUCKS, CHASSIS, TRACTORS, COM.....	335	55	23
33600 BUSES AND CHASSIS.....	336	55	23
33700 MILITARY MOTOR VEH, MOTORCYCLES.....	337	55	23
33800 MOBILE HOMES.....	338	55	23
33900 OTH.TRAILERS&SEMI-TRAILERS.COM.....	339	55	23
34000 BODIES AND CABS FOR TRUCKS.....	340	56	23
34100 MOTOR VEHICLE ENGINES AND PARTS.....	341	56	23
34200 AUXILIARY ELECTRIC EQUIPMENT.....	342	56	23
34300 MOTOR VEH. ACCESS, PARTS&ASSEMB.....	343	56	23
34400 AUTOMOTIVE HARDWARE, EX.SPRINGS.....	344	56	23
34500 LOCOMOTIVES,CARS&TENDERS,RLY.SER.....	345	57	23
34600 SELF-PROPEL CARS.....	346	57	23
34700 PARTS&ACCESS FOR RLY.ROLL STOCK.....	347	57	23
34800 SHIPS&BOATS,MILITARY&COMMERCIAL.....	348	57	23
34900 SUB-ASSEMBLIES,PARTS,ETC SHIPS.....	349	57	23
35000 SHIP REPAIRS.....	350	57	23
35100 SNOWMOBILES&MISC.NON-MOTOR VEH.....	351	57	23
35200 PLEASURE & SPORTING CRAFT.....	352	57	23
35300 SMALL ELEC.APPLIANCES,DOMESTIC.....	353	58	24
35400 SPACE HEATER,HEATING STOVES ETC.....	354	58	24
35500 REFRIG,FREEZERS&COMB. DOMESTIC.....	355	58	24
35600 GAS RANGES&ELEC STOVES,DOMESTIC.....	356	58	24
35700 T.V.,RADIO,RECORD PLAYERS.....	357	58	24
35800 TEL&TELEG.LINE APPARATUS&EQUIP.....	358	59	24
35900 RADIO&TV BROADCASTING&TRANS EQ.....	359	59	24
36000 RADAR EQUIP. & RELATED DEVICES.....	360	59	24
36100 ELEC.TUBES&SEMI-CONDUCTORS ETC.....	361	59	24
36200 ELECTRONIC EQUIPMENT COMPONENTS.....	362	59	24
36300 INTERIOR SIGNAL,ALARM&CLOCK SYST.....	363	59	24
36400 POLE LINE HARDWARE.....	364	59	24
36500 WELDING MACHINERY & EQUIPMENT.....	365	59	24
36600 ENGINES,MARINE,ELECTRIC TURBINES.....	366	59	24
36700 TRANSFORMERS&CONVERTERS EX.T&T.....	367	59	24
36800 ELEC. EQUIP. INDUSTRIAL, NES.....	368	59	24
36900 BATTERIES.....	369	59	24
37000 WIRE AND CABLE, INSULATED.....	370	59	24
37100 ALUM. WIRE&CABLE,NOT INSULATED.....	371	59	24
37200 ENCLOSED SAFETY SWITCHES ETC.....	372	59	24
37300 ELEC.LIGHT BULBS&TUBES, ETC.....	373	59	24
37400 ELECTRIC LIGHTING FIXTURES ETC.....	374	59	24
37500 CEMENT.....	375	60	25
37600 LIME.....	376	61	25
37700 CONCRETE BASIC PRODUCTS.....	377	60	25
37800 SAND LIME BRICKS AND BLOCKS.....	378	60	25
37900 READY-MIX CONCRETE.....	379	60	25
38000 BRICKS AND TILES, CLAY.....	380	61	25
38100 INSULATORS&ELEC.FITTINGS,PORCELN.....	381	61	25
38200 PLUMB.EQ. VITREOUS CHINA.& ETC.....	382	61	25
38300 REFRACTORIES.....	383	61	25
38400 NATURAL STONE BASIC PROD.STRUCT.....	384	61	25
38500 STONE,CLAY&CONCRETE END PROD.NES.....	385	61	25
38600 PLASTERS&OTH.GYPSUM BASIC PROD.....	386	61	25
38700 MIN.WOOL&THERMAL. INSUL.MAT.NES.....	387	61	25
38800 ASBESTOS PRODUCTS.....	388	61	25
38900 NON-METALLIC MIN.BASIC PROD.NES.....	389	61	25
39000 GLASS, PLATE, SHEET, WOOL.....	390	61	25
39100 GLASS CONTAINERS.....	391	61	25
39200 GLASS TABLEWRE&HOUSEWRE.END&NES.....	392	61	25
39300 ABRASIVE BASIC PRODUCTS.....	393	61	25
39400 AVIATION GASOLINE.....	394	62	26
39500 MOTOR GASOLINE.....	395	62	26
39600 FUEL OIL.....	396	62	26
39700 LUBRICATING OILS AND GREASES.....	397	63	26
39800 BENZENE, TOLUENE AND XYLENE.....	398	63	26
39900 BUTANE,PROPANE&OTH.LIQ.PET.GAS.....	399	63	26
40000 NAPHTHA.....	400	63	26

AGGREGATION PARAMETERS (COMMODITIES)

COMMODITY TITLE	L	M	S
40100 ASPHALT AND COAL OILS, N.E.S.	401	63	26
40200 PETROCHEMICAL FEED STOCK	402	63	26
40300 FERTILIZERS	403	65	27
40400 PLASTIC RESINS&MAT,NOT SHAPED	404	64	27
40500 FILM&SHEET,CELLULOSIC PLASTIC	405	64	27
40600 ETHANOLAMINES	406	64	27
40700 ETHYLENE GLYCOL, MONO	407	64	27
40800 PHARMACEUTICALS	408	66	27
40900 PAINTS & RELATED PRODUCTS	409	67	27
41000 VEG. OILS,OTH THAN CORN OIL,REF.	410	67	27
41100 GLYCERIN, REFINED	411	64	27
41200 DENTIFRICES, ALL KINDS	412	67	27
41300 SOAPS,DETERGENTS,CLEANING PRODU	413	67	27
41400 INDUSTRIAL CHEMICAL PREP. N.E.S.	414	67	27
41500 TOILET PREPARATIONS & COSMETICS	415	67	27
41600 CHLORINE	416	64	27
41700 OXYGEN	417	64	27
41800 PHOSPHORUS	418	64	27
41900 CHEMICAL ELEMENTS, NES	419	64	27
42000 SULPHURIC ACID	420	64	27
42100 CARBON DIOXIDE (GAS AND DRY ICE)	421	64	27
42200 INORGANIC ACIDS&OXYGEN	422	64	27
42300 AMMONIA, ANHYDROUS AND AQUA	423	64	27
42400 CAUSTIC SODA (SOD.HYDROXIDE)DRY	424	64	27
42500 CALCIUM CHLORIDE	425	64	27
42600 SODIUM CHLORATE	426	64	27
42700 ALUMINUM SULPHATE	427	64	27
42800 SODIUM PHOSPHATES	428	64	27
42900 SODIUM CARBONATE (SODA ASH)	429	64	27
43000 SODIUM CYANIDE	430	64	27
43100 SODIUM SILICATE	431	64	27
43200 METALLIC SALTS&PEROXY&SALTS,NES	432	64	27
43300 PHOTOGRAPHIC&INORGANIC CHEM.NE	433	64	27
43400 ETHYLENE	434	64	27
43500 BUTYLENES	435	64	27
43600 BUTADIENE	436	64	27
43700 ACETYLENE	437	64	27
43800 STYRENE MONOMER	438	64	27
43900 CARBON TETRACHLORIDE	439	64	27
44000 VINYLCHLORIDE MONOMER	440	64	27
44100 TRICHLOROETHYLENE	441	64	27
44200 PERCHLOROETHYLENE	442	64	27
44300 FLUORINATED HALOGEN HYDROCARBONS	443	64	27
44400 HYDROCARBONS&THEIR DERIVATIVES	444	64	27
44500 METHYL ALCOHOL	445	64	27
44600 PROPYL AND ISOPROPYL ALCOHOLS	446	64	27
44700 BUTYL AND ISOBUTYL ALCOHOLS	447	64	27
44800 PENTAERYTHRITOL	448	64	27
44900 ALCOHOLS AND THEIR DERIVATIVES	449	64	27
45000 PHENOL	450	64	27
45100 PHENOLS,PHEN.ALCOHOLS&DERIVATIVES	451	64	27
45200 ETHERS,ALCOHOL PEROXIDES,ETC	452	64	27
45300 METHYL-ETHYL,ALDEHYDE-FUNCTIONS,N	453	64	27
45400 ACETONE	454	64	27
45500 ACETIC ACID	455	64	27
45600 ACETIC ANHYDRIDE	456	64	27
45700 ADIPIC ACID	457	64	27
45800 CITRIC ACIDS	458	64	27
45900 STEARIC AND ORGANIC ACIDS	459	64	27
46000 HEXAMETHYLENEDIAMINE	460	64	27
46100 SODIUM GLUTAMATE, MONO	461	64	27
46200 DICYANDIAMIDE	462	64	27
46300 ORGANO-INORGANIC COMPOUNDS ETC	463	64	27
46400 ORGANIC CHEMICALS, NES	464	64	27
46500 TITANIUM DIOXIDE	465	64	27
46600 BLACK, ACETYLENE AND CARBON	466	64	27
46700 PIGMENTS, LAKES & TONERS,PROPER	467	64	27
46800 IRON OXIDES	468	64	27
46900 FERTILIZER CHEMICALS	469	64	27
47000 SYNTHETIC RUBBER	470	64	27
47100 ANTIFREEZE COMPOUNDS	471	67	27
47200 ADDITIVES FOR MINERAL OILS,NES	472	67	27
47300 GLYCERINE, CRUDE	473	64	27
47400 RUBBER&PLASTICS COMPOUNDING AGTS	474	64	27
47500 EXPLOSIVES, FUSES AND CAPS	475	67	27
47600 AMMUNITION, NON-MILITARY	476	67	27
47700 AMMUNITION & ORDNANCE, MILITARY	477	67	27
47800 PYROTECHNIC ARTICLES & FIREWORKS	478	67	27
47900 CRUDE VEG. MATERIALS & EXTRACTS	479	64	27
48000 PHTHALIC ANHYDRIDE	480	64	27
48100 AGRICULTURAL CHEMICALS	481	67	27
48200 ADHESIVES	482	67	27
48300 AUTOMOTIVE CHEM. EX. ANTIFREEZE	483	67	27
48400 CONCRETE ADDITIVES	484	67	27
48500 BOILER CHEMICALS	485	67	27
48600 COMPOUND CATALYSTS	486	67	27
48700 METAL WORKING COMPOUNDS	487	67	27
48800 PRINTING AND OTHER INKS	488	67	27
48900 TEXTILE SPECIALTY CHEMICALS	489	67	27
49000 POLISHES,WAXES,COMPOUNDS & ETC	490	67	27
49100 WAXES,ANIMAL & VEGETABLE, OTHER	491	67	27
49200 ESSENTIAL OILS, NATURAL OR SYN	492	67	27
49300 TANNING MATERIALS AND DYESTUFFS	493	67	27
49400 FATS AND CHEMICAL MIXTURES	494	67	27
49500 EMBALMING CHEM.& PREPARATIONS	495	67	27
49600 MATCHES	496	67	27
49700 AIRCRAFT&NAUTICAL INSTRUMENTS	497	68	28
49800 LAB&SCIENTIFIC APPARATUS ETC	498	68	28
49900 MISC.MEASURE&CONTROL INSTRUMENTS	499	68	28
50000 MEDICAL&RELATED INSTRUMENTS ETC	500	68	28
50100 IND.MILITARY&CIVIL DEF.SAFETY EQ	501	68	28

AGGREGATION PARAMETERS (COMMODITIES)

COMMODITY TITLE	L	M	S
50200 WATCHES,CLOCKS,CHRONOMETERS ETC.....	502	68	28
50300 PHOTOGRAPHIC EQ&SUPPL.INCL.FILM.....	503	68	28
50400 JEWELRY,FINDINGS,MFT &GEM STONES.....	504	69	28
50500 PLATED&SILVERWARE,CUTLERY, ETC.....	505	69	28
50600 BROOMS,BRUSHES,MOPS&OTH.CLEAN.EQ.....	506	69	28
50700 BICYCLES,CHILDREN'S VEH&PARTS.....	507	69	28
50800 SPORTING,FISHING&HUNTING EQUIP.....	508	69	28
50900 TOYS AND GAME SETS.....	509	69	28
51000 FABRICS,IMPREG EX RUBBER-COATED.....	510	69	28
51100 TILING, RUBBER, PLASTIC.....	511	69	28
51200 ADVERTISING GOODS.....	512	69	28
51300 SHADES&BLINDS.....	513	69	28
51400 FUR DRESSING & DYEING SERVICES.....	514	69	28
51500 CUSTOM WORK, MISCELLANEOUS.....	515	69	28
51600 ICE.....	516	69	28
51700 ANIMAL HAIR,FEATHERS,QUILLS,ETC.....	517	69	28
51800 MISC.FAB.MAT.INCL.BRISTLES ETC.....	518	69	28
51900 BUTTONS,NEEDLES,PINS&MISC.NOTION.....	519	69	28
52000 PHONO RECORDS AND ARTIST MATERIA.....	520	69	28
52100 HOUSEHOLD ORNAMENTAL OBJECTS&ART.....	521	69	28
52200 REPAIR CONSTRUCTION.....	522	72	31
52300 RESIDENTIAL CONSTRUCTION.....	523	70	29
52400 NON-RESIDENTIAL CONSTRUCTION.....	524	71	30
52500 ROAD HIGHWAY AIRSTRIP CONST.....	525	71	30
52600 GAS AND OIL FACILITY CONST.....	526	71	30
52700 DAMS AND IRRIGATION PROJECTS.....	527	71	30
52800 RAILWAY TELEPHONE TELEGRAPH CON.....	528	71	30
52900 OTHER ENGINEERING CONSTRUCTION.....	529	71	30
53000 AIR TRANSPORTATION.....	530	74	32
53100 OTHER TRANSPORTATION.....	531	74	32
53200 SERV.INCIDENTAL TO TRANSPORT NES.....	532	74	32
53300 WATER TRANSPORTATION.....	533	74	32
53400 SERV.INCIDENTAL TO WATER TRANS.....	534	74	32
53500 RAILWAY TRANSPORTATION.....	535	74	32
53600 TRUCK TRANSPORTATION.....	536	74	32
53700 BUS TRANSPORT.INTERURBAN& RURAL.....	537	74	32
53800 URBAN TRANSIT.....	538	74	32
53900 TAXICAB TRANSPORTATION.....	539	74	32
54000 PIPELINE TRANSPORTATION.....	540	73	32
54100 HIGHWAY AND BRIDGE MAINTENANCE.....	541	74	32
54200 STORAGE.....	542	74	32
54300 RADIO & TELEVISION BROADCASTING.....	543	75	33
54400 TELEPHONE & TELEGRAPH.....	544	76	33
54500 POSTAL SERVICES.....	545	77	33
54600 ELECTRIC POWER.....	546	78	34
54700 GAS DISTRIBUTION.....	547	79	34
54800 COKE.....	548	63	26
54900 WATER AND OTHER UTILITIES.....	549	79	34
55000 WHOLESALING MARGINS.....	550	80	35
55100 REPAIR SERVICE.....	551	89	40
55200 RENTAL OF OFFICE EQUIPMENT.....	552	89	40
55300 RETAILING MARGINS.....	553	81	36
55400 IMPUTED SERVICE, BANKS.....	554	83	38
55500 OTH REAL EST (NON-RENT)&FIN.SERV.....	555	83	38
55600 INSURANCE & W.C.B.....	556	83	38
55700 IMPUTED RENT OWNER OCPD. DWEL.....	557	82	37
55800 CASH RESIDENTIAL RENT.....	558	83	38
55900 OTHER RENT.....	559	83	38
56000 GOVT ROYALTIES ON NAT. RESOURCES.....	560	83	38
56100 EDUCATION SERVICES.....	561	85	40
56200 HOSPITAL SERVICES.....	562	86	40
56300 HEALTH SERVICES.....	563	86	40
56400 MOTION PICTURE ENTERTAINMENT.....	564	87	40
56500 OTHER RECREATIONAL SERVICES.....	565	87	40
56600 SERVICES TO BUSINESS MANAGEMENT.....	566	84	39
56700 ADVERTISING SERVICES.....	567	84	39
56800 LAUNDRY,CLEANING&PRESSING SERV.....	568	89	40
56900 ACCOMMODATION SERVICES.....	569	88	40
57000 MEALS.....	570	88	40
57100 SERV.MARG.ON ALCOHOLIC BEVERAGES.....	571	88	40
57200 PERSONAL SERVICES.....	572	89	40
57300 PHOTOGRAPHIC SERVICES.....	573	89	40
57400 SERVICES TO BLDGS & DWELLINGS.....	574	89	40
57500 RENTAL DATA PROCESSING EQUIP.....	575	84	39
57600 OTHER SERV TO BUSINESSES&PERSONS.....	576	84	39
57700 RENTAL OF AUTOMOBILES & TRUCKS.....	577	89	40
57800 TRADE ASSOCIATION DUES.....	578	89	40
57900 RENTAL AO MACH&EQ.INCL CONST MAC.....	579	89	40
58000 SPARE PARTS&MAINT.SUPPL.MACH&EQ.....	580	91	42
58100 OFFICE SUPPLIES.....	581	91	42
58200 CAFETERIA SUPPLIES.....	582	91	42
58300 TRANSPORTATION MARGINS.....	583	90	41
58400 LABORATORY EQUIP AND SUPPLIES.....	584	91	42
58500 TRAVELLING AND ENTERTAINMENT.....	585	92	43
58600 ADVERTISING & PROMOTION.....	586	92	43
58700 PURCHASED REPAIR SER.FOR MACH&EQ.....	587	91	42
58800 COTTON RAW & SEMI-PROCESSED.....	588	93	44
58900 NATURAL RUBBER & ALLIED GUMS.....	589	93	44
59000 SUGAR, RAW.....	590	93	44
59100 COCOA BEANS,UNROASTED.....	591	93	44
59200 GREEN COFFEE.....	592	93	44
59300 TROPICAL FRUIT.....	593	93	44
59400 UNALLOCATED IMPORTS & EXPORTS.....	594	94	45
59500 GOVERNMENT GOODS & SERVICES.....	595	89	40
59600 COMMODITY INDIRECT TAXES.....	596	95	46
59700 SUBSIDIES.....	597	96	46
59800 OTHER INDIRECT TAXES.....	598	95	46
59900 WAGES AND SALARIES.....	599	97	47
60000 SUPPLEMENTARY LABOUR INCOME.....	600	98	47
60100 NET INCOME UNINCORP BUSINESS.....	601	99	48
60200 OTHER OPERATING SURPLUS.....	602	100	49

DEFINITION OF COMMODITY AGGREGATION - S  
IN TERMS OF L SEQUENTIAL NUMBERS

S-COMMODITY NO	S - COMMODITY TITLE	L SEQUENTIAL NO
1	GRAINS.....	7-8
2	OTHER AGRICULTURAL PRODUCTS.....	1-5,9-23
3	FORESTRY PRODUCTS.....	24-28
4	FISHING & TRAPPING PRODUCTS.....	29-30
5	METALLIC ORES & CONCENTRATES.....	32-36
6	MINERALS FUELS.....	37-39
7	NON-METALLIC MINERALS.....	41-50
8	SERVICES INCIDENTAL TO MINING.....	51
9	MEAT,FISH & DAIRY PRODUCTS.....	52-75
10	FRUIT,VEG.,FEED,MISC.FOOD PROD.....	76-104,106-113,118
11	BEVERAGES.....	114-116,119-120
12	TOBACCO & TOBACCO PRODUCTS.....	121-123
13	RUBBER,LEATHER,PLASTIC FAB.PRO.....	124-144
14	TEXTILE PRODUCTS.....	145-179,181-182
15	KNITTED PRODUCTS & CLOTHING.....	180,183-189
16	LUMBER,SAWMILL,OTHER WOOD PROD.....	190-203
17	FURNITURE & FIXTURES.....	204-208
18	PAPER & PAPER PRODUCTS.....	209-227
19	PRINTING & PUBLISHING.....	228-234
20	PRIMARY METAL PRODUCTS.....	235-244,246-271
21	METAL FABRICATED PRODUCTS.....	272-298,300-313
22	MACHINERY & EQUIPMENT.....	314-329
23	AUTOS,TRUCKS,OTHER TRANSP. EQP.....	330-352
24	ELEC. & COMMUNICATIONS PROD.....	299,353-374
25	NON-METALLIC MINERAL PRODUCTS.....	375-393
26	PETROLEUM & COAL PRODUCTS.....	245,394-402,548
27	CHEMICALS,CHEMICAL PROD.....	105,117,403-496
28	MISC. MANUFACTURED PRODUCTS.....	497-521
29	RESIDENTIAL CONSTRUCTION.....	523
30	NON-RESIDENTIAL CONSTRUCTION.....	524-529
31	REPAIR CONSTRUCTION.....	522
32	TRANSPORTATION & STORAGE.....	530-542
33	COMMUNICATION SERVICES.....	543-545
34	OTHER UTILITIES.....	546-547,549
35	WHOLESALE MARGINS.....	550
36	RETAIL MARGINS.....	553
37	IMPUTED RENT OWNER OCPD. DWEL.....	557
38	OTHER FINANCE,INS.,REAL ESTATE.....	554-556,558-560
39	BUSINESS SERVICES.....	566-567,575-576
40	PERSONAL & OTHER MISC. SERVICE.....	551-552,561-565,568- 574,577-579,595
41	TRANSPORTATION MARGINS.....	583
42	OPERATING,OFFICE,LAB & FOOD.....	580-582,584,587
43	TRAVEL, ADVERTISING, PROMOTION.....	585-586
44	NON-COMPETING IMPORTS.....	588-593
45	UNALLOCATED IMPORTS & EXPORTS.....	594
46	NET INDIRECT TAXES.....	596-598
47	LABOUR INCOME.....	599-600
48	NET INCOME UNINC. BUSINESS.....	601
49	OTHER OPERATING SURPLUS.....	602

DEFINITION OF COMMODITY AGGREGATION - M  
IN TERMS OF L SEQUENTIAL NUMBERS

M-COMMODITY NO	M - COMMODITY TITLE	L SEQUENTIAL NO	M-COMMODITY NO	M - COMMODITY TITLE	L SEQUENTIAL NO
1	GRAINS	7-8	51	FABRICATED STRUCTURAL METAL PROD	276-279
2	LIVE ANIMALS	1-5	52	OTHER METAL FABRICATED PRODUCTS	280-298,301-313
3	OTHER AGRICULTURAL PRODUCTS	9-23	53	AGRICULTURAL MACHINERY	314-315
4	FORESTRY PRODUCTS	24-28	54	OTHER INDUSTRIAL MACHINERY	316-329
5	FISH LANDINGS	29	55	MOTOR VEHICLES	334-339
6	HUNTING & TRAPPING PRODUCTS	30	56	MOTOR VEHICLE PARTS	340-344
7	IRON ORES & CONCENTRATES	34	57	OTHER TRANSPORT EQUIPMENT	330-333,345-352
8	OTHER METAL ORES & CONCENTRATES	32-33,35-36	58	APPLIANCES & RECEIVERS,HOUSEHOLD	299,353-357
9	COAL	37	59	OTHER ELECTRICAL PRODUCTS	358-374
10	CRUDE MINERAL OILS	38	60	CEMENT & CONCRETE PRODUCTS	375,377-379
11	NATURAL GAS	39	61	OTHER NON-METALLIC MINERAL PROD	376,380-393
12	NON-METALLIC MINERALS	41-50	62	GASOLINE & FUEL OIL	394-396
13	SERVICES INCIDENTAL TO MINING	51	63	OTHER PETROLEUM & COAL PROD	245,397-402,548
14	MEAT PRODUCTS	52-66	64	INDUSTRIAL CHEMICALS	117,404-407,411,416-470,473-474,479-480
15	DAIRY PRODUCTS	67-74	65	FERTILIZERS	403
16	FISH PRODUCTS	75	66	PHARMACEUTICALS	408
17	FRUITS & VEGETABLES PREPARATIONS	76-84	67	OTHER CHEMICAL PRODUCTS	105,409-410,412-415,471-472,475-478,481-496
18	FEEDS	85-89,100,103,118	68	SCIENTIFIC EQUIPMENT	497-503
19	FLOUR,WHEAT,MEAL & OTHER CEREALS	90-91	69	OTHER MANUFACTURED PRODUCTS	504-521
20	BREAKFAST CEREAL & BAKERY PROD	92-95	70	RESIDENTIAL CONSTRUCTION	523
21	SUGAR	101	71	NON-RESIDENTIAL CONSTRUCTION	524-529
22	MISC. FOOD PRODUCTS	96-99,102,104,106-113	72	REPAIR CONSTRUCTION	522
23	SOFT DRINKS	114-115	73	PIPELINE TRANSPORTATION	540
24	ALCOHOLIC BEVERAGES	116,119-120	74	TRANSPORTATION & STORAGE	530-539,541-542
25	TOBACCO PROCESSED UNMANUFACTURED	121	75	RADIO & TELEVISION BROADCASTING	543
26	CIGARETTES & TOBACCO MFG	122-123	76	TELEPHONE & TELEGRAPH	544
27	TIRES & TUBES	125-128	77	POSTAL SERVICES	545
28	OTHER RUBBER PRODUCTS	124,129-134	78	ELECTRIC POWER	546
29	PLASTIC FABRICATED PRODUCTS	135-138	79	OTHER UTILITIES	547,549
30	LEATHER & LEATHER PRODUCTS	139-144	80	WHOLESALE MARGINS	550
31	YARNS & MAN MADE FIBRES	145-146,151,154-157,161,164	81	RETAIL MARGINS	553
32	FABRICS	147-148,152,158-159,167-168,181-182	82	IMPUTED RENT OWNER OCPD. DWEL	557
33	OTHER TEXTILE PRODUCTS	149-150,153,160,162-163,165-166,169-179	83	OTHER FINANCE,INS.,REAL ESTATE	554-556,558-560
34	HOSIERY & KNITTED WEAR	180,183	84	BUSINESS SERVICES	566-567,575-576
35	CLOTHING & ACCESSORIES	184-189	85	EDUCATION SERVICES	561
36	LUMBER & TIMBER	191	86	HEALTH SERVICES	562-563
37	VENEER & PLYWOOD	195	87	AMUSEMENT & RECREATION SERVICES	564-565
38	OTHER WOOD FABRICATED MATERIALS	190,192-194,196-203	88	ACCOMMODATION & FOOD SERVICES	569-571
39	FURNITURE & FIXTURES	204-208	89	OTHER PERSONAL & MISC. SERVICES	551-552,568,572-574,577-579,595
40	PULP	209	90	TRANSPORTATION MARGINS	583
41	NEWSPRINT & OTHER PAPER STOCK	210-216	91	OPERATING, OFFICE, LAB. & FOOD	580-582,584,587
42	PAPER PRODUCTS	217-227	92	TRAVEL, ADVERTISING & PROMOTION	585-586
43	PRINTING & PUBLISHING	228-231,233-234	93	NON-COMPETING IMPORTS	588-593
44	ADVERTISING,PRINT MEDIA	232	94	UNALLOCATED IMPORTS & EXPORTS	594
45	IRON & STEEL PRODUCTS	235-244,247-252	95	INDIRECT TAXES	596,598
46	ALUMINUM PRODUCTS	257,264	96	SUBSIDIES	597
47	COPPER & COPPER ALLOY PRODUCTS	254,265-266	97	WAGES & SALARIES	599
48	NICKEL PRODUCTS	253,268	98	SUPLMENTARY LABOUR INCOME	600
49	OTHER NON FERROUS METAL PRODUCTS	246,255-256,258-263,267,269-271	99	NET INCOME,UNINC. BUSINESS	601
50	BOILERS, TANKS & PLATES	272-275,300	100	OTHER OPERATING SURPLUS	602



AGGREGATION PARAMETERS (FINAL DEMAND)

FINAL DEMAND TITLE		L	M	S
20001	CE FOOD & NON-ALCOHOLIC BEVERAG.....	1	5	3
20002	CE ALCOHOLIC BEVERAGES.....	2	5	3
20003	CE TOBACCO.....	3	5	3
20004	CE MEN'S AND BOY'S CLOTHING.....	4	3	2
20005	CE WOMEN'S&CHILDREN'S CLOTHING.....	5	3	2
20006	CE FOOTWEAR AND SHOE REPAIR.....	6	3	2
20007	CE GROSS IMPUTED RENTS.....	7	9	4
20008	CE GROSS PAID RENTS.....	8	9	4
20009	CE OTHER LODGING.....	9	9	4
20010	CE ELECTRICITY.....	10	6	3
20011	CE GAS.....	11	6	3
20012	CE OTHER FUELS.....	12	6	3
20013	CE FURN,CARPETS&FLOOR COVERING.....	13	2	1
20014	CE DURABLE HHL.D. APPLIANCES.....	14	2	1
20015	CE SEMI-DUR HHL.D FURN&SUPPLIES.....	15	4	2
20016	CE NON-DURABLE HHL.D. SUPPLIES.....	16	8	3
20017	CE LAUNDRY & DRY CLEANING SERV.....	17	14	4
20018	CE DOMESTIC SERVICES.....	18	14	4
20019	CE OTHER HOUSEHOLD SERVICES.....	19	14	4
20020	CE MEDICAL CARE.....	20	10	4
20021	CE HOSPITAL CARE.....	21	10	4
20022	CE OTHER MEDICAL CARE.....	22	10	4
20023	CE DRUGS AND SUNDRIES.....	23	8	3
20024	CE NEW & USED AUTOMOBILES.....	24	1	1
20025	CE AUTO REPAIRS & PARTS.....	25	1	1
20026	CE GASOLINE,OIL & GREASE.....	26	7	3
20027	CE OTH AUTO RELATED SERVICES.....	27	11	4
20028	CE PURCHASED TRANSPORTATION.....	28	11	4
20029	CE COMMUNICATIONS.....	29	11	4
20030	CE REC. SPORTS&CAMPING EQP.....	30	2	1
20031	CE BOOKS,MAGAZINES & STATIONARY.....	31	4	2
20032	CE RECREATIONAL SERVICES.....	32	14	4
20033	CE EDUCATION & CULTURAL SERVICES.....	33	14	4
20034	CE JEWELLRY,WATCHES & REPAIRS.....	34	4	2
20035	CE TOILET ARTICLES,COSMET ETC.....	35	8	3
20036	CE PERSONAL CARE.....	36	14	4
20037	CE EXP. IN RESTAUR & HOTELS ETC.....	37	12	4
20038	CE PERSONAL BUSINESS.....	38	14	4
20039	CE OPER. EXP. NON-PROFIT ORGN.....	39	14	4
20040	CE NET EXPENDITURES ABROAD.....	40	13	4
21001	M&E AGRICULTURE AND FISHING.....	41	22	7
21002	M&E FORESTRY.....	42	22	7
21003	M&E MINING,QUARRYING & OIL WELLS.....	43	21	7
21004	M&E FOOD AND BEVERAGES.....	44	20	7
21005	M&E TOBACCO AND TOBACCO PRODUCTS.....	45	20	7
21006	M&E RUBBER PRODUCTS.....	46	20	7
21007	M&E LEATHER GOODS.....	47	20	7
21008	M&E TEXTILE PRODUCTS.....	48	20	7
21009	M&E CLOTHING AND KNITTING MILLS.....	49	20	7
21010	M&E WOOD PRODUCTS.....	50	20	7
21011	M&E FURNITURE AND FIXTURES.....	51	20	7
21012	M&E PAPER AND ALLIED INDUSTRIES.....	52	20	7
21013	M&E PRINTING,PUBLISHING & ALLIED.....	53	20	7
21014	M&E PRIMARY METALS.....	54	20	7
21015	M&E METAL FABRICATING.....	55	20	7
21016	M&E MACHINERY.....	56	20	7
21017	M&E TRANSPORT EQUIPMENT.....	57	20	7
21018	M&E ELECTRICAL PRODUCTS.....	58	20	7
21019	M&E NON-METALLIC MINERAL PRODUCT.....	59	20	7
21020	M&E PETROLEUM AND COAL PRODUCTS.....	60	20	7
21021	M&E CHEMICALS & CHEMICAL PROD.....	61	20	7
21022	M&E MISCELLANEOUS MANUFACTURING.....	62	20	7
21023	M&E CONSTRUCTION INDUSTRY.....	63	22	7
21024	M&E ELECTRIC POWER.....	64	22	7
21025	M&E GAS DISTRIBUTION.....	65	22	7
21026	M&E RAILWAY TRANSPORT.....	66	22	7
21027	M&E URBAN TRANSIT SYSTEMS.....	67	22	7
21028	M&E WATER TRANSPORT AND SERVICES.....	68	22	7
21029	M&E MOTOR TRANSPORT.....	69	22	7
21030	M&E GRAIN ELEVATORS.....	70	22	7
21031	M&E TELEPHONES.....	71	22	7
21032	M&E BROADCASTING.....	72	22	7
21033	M&E AIR TRANSPORT & OTH. UTIL.....	73	22	7
21034	M&E TRADE, WHOLESALE AND RETAIL.....	74	22	7
21035	M&E FINANCE INSURANCE & REAL EST.....	75	22	7
21036	M&E COMMERCIAL SERVICES.....	76	22	7
21037	M&E CHURCHES AND UNIVERSITIES.....	77	22	7
21038	M&E USED CARS,EQUIP'T. & SCRAP.....	78	22	7
21500	M&E GOVERNMENT.....	79	23	8
22001	CON AGRICULTURE AND FISHING.....	80	18	5
22002	CON FORESTRY.....	81	18	5
22003	CON MINING,QUARRYING & OIL WELLS.....	82	16	5
22004	CON FOOD AND BEVERAGES.....	83	15	5
22005	CON TOBACCO AND TOBACCO PRODUCTS.....	84	15	5
22006	CON RUBBER PRODUCTS.....	85	15	5
22007	CON LEATHER GOODS.....	86	15	5
22008	CON TEXTILE PRODUCTS.....	87	15	5
22009	CON CLOTHING AND KNITTING MILLS.....	88	15	5
22010	CON WOOD PRODUCTS.....	89	15	5
22011	CON FURNITURE AND FIXTURES.....	90	15	5
22012	CON PAPER AND ALLIED INDUSTRIES.....	91	15	5
22013	CON PRINTING,PUBLISHING & ALLIED.....	92	15	5
22014	CON PRIMARY METALS.....	93	15	5
22015	CON METAL FABRICATING.....	94	15	5
22016	CON MACHINERY.....	95	15	5
22017	CON TRANSPORT EQUIPMENT.....	96	15	5
22018	CON ELECTRICAL PRODUCTS.....	97	15	5
22019	CON NON-METALLIC MINERAL PRODUCT.....	98	15	5
22020	CON PETROLEUM AND COAL PRODUCTS.....	99	15	5
22021	CON CHEMICALS & CHEMICAL PROD.....	100	15	5

AGGREGATION PARAMETERS (FINAL DEMAND)

FINAL DEMAND TITLE			L	M	S
22022	CON	MISCELLANEOUS MANUFACTURING.....	101	15	5
22023	CON	CONSTRUCTION INDUSTRY.....	102	18	5
22024	CON	ELECTRIC POWER.....	103	18	5
22025	CON	GAS DISTRIBUTION.....	104	18	5
22026	CON	RAILWAY TRANSPORT.....	105	18	5
22027	CON	URBAN TRANSIT SYSTEMS.....	106	18	5
22028	CON	WATER TRANSPORT AND SERVICES.....	107	18	5
22029	CON	MOTOR TRANSPORT.....	108	18	5
22030	CON	GRAIN ELEVATORS.....	109	18	5
22031	CON	TELEPHONES.....	110	18	5
22032	CON	BROADCASTING.....	111	18	5
22033	CON	AIR TRANSPORT & OTH. UTIL.....	112	18	5
22034	CON	TRADE, WHOLESALE AND RETAIL.....	113	18	5
22035	CON	FINANCE INSURANCE + REAL EST.....	114	18	5
22036	CON	COMMERCIAL SERVICES.....	115	18	5
22037	CON	CHURCHES AND UNIVERSITIES.....	116	18	5
22040	CON	HOUSING.....	117	17	5
22045	CON	REAL ESTATE COMMISSIONS.....	118	17	5
22500	CON	GOVERNMENT.....	119	19	6
23010	INV	FINISHED GOODS & GOODS I.P.....	120	24	9
23020	INV	RAW MATERIALS & G.P.R.S.....	121	24	9
24001	GCE	HOSPITAL EXP.....	122	28	13
24002	GCE	EDUCATION EXP.....	123	28	13
24003	GCE	DEFENCE EXP.....	124	28	13
24004	GCE	OTHER MUNICIPAL GOVT. EXP.....	125	28	13
24005	GCE	OTHER PROV. GOVT. EXP.....	126	28	13
24006	GCE	OTHER FED. GOVT. EXP.....	127	28	13
25000		DOMESTIC EXPORTS.....	128	25	10
26000		RE-EXPORTS.....	129	26	11
27000		IMPORTS.....	130	27	12
28001	GCE	HOSPITAL REV.....	131	29	14
28002	GCE	EDUCATION REV.....	132	29	14
28003	GCE	DEFENCE REV.....	133	29	14
28004	GCE	OTHER MUNICIPAL GOVT. REV.....	134	29	14
28005	GCE	OTHER PROV. GOVT. REV.....	135	29	14
28006	GCE	OTHER FED. GOVT. REV.....	136	29	14

DEFINITION OF FINAL DEMAND AGGREGATION - S  
IN TERMS OF L SEQUENTIAL NUMBERS

DEFINITION OF FINAL DEMAND AGGREGATION - M  
IN TERMS OF L SEQUENTIAL NUMBERS

S FINAL DEMAND NO	S FINAL DEMAND TITLE	L SEQUENTIAL NO	M FINAL DEMAND NO	M FINAL DEMAND TITLE	L SEQUENTIAL NO
1	CONSUMER EXPEND., DURABLE.....	13-14,24-25,30	1	CE. AUTOS,REPAIRS & PARTS.....	24-25
2	CONSUMER EXPEND., SEMI-DURABLE.....	4-6,15,31,34	2	CE. OTHER DURABLE.....	13-14,30
3	CONSUMER EXPEND., NON-DURABLE.....	1-3,10-12,16,23,26,35	3	CE. CLOTHING & FOOTWEAR.....	4-6
4	CONSUMER EXPEND., SERVICES.....	7-9,17-22,27-29,32-33,36-40	4	CE. OTHER SEMI-DURABLE.....	15,31,34
5	CONSTRUCTION, BUSINESS.....	80-118	5	CE. FOOD,BEVERAGE & TOBACCO.....	1-3
6	CON GOVERNMENT.....	119	6	CE. FUEL & ELECTRICITY.....	10-12
7	MACHINERY & EQPT., BUSINESS.....	41-78	7	CE. GASOLINE,OIL & GREASE.....	26
8	M&E GOVERNMENT.....	79	8	CE. OTHER NON-DURABLE.....	16,23,35
9	INVENTORIES.....	120-121	9	CE. GROSS RENT.....	7-9
10	DOMESTIC EXPORTS.....	128	10	CE. MEDICAL & HOSPITAL CARE.....	20-22
11	RE-EXPORTS.....	129	11	CE. TRANSP & COMMUNICATN SERVC.....	27-29
12	IMPORTS.....	130	12	CE. EXP. IN RESTAUR & HOTELS ETC.....	37
13	GOVT GROSS CURRENT EXPENDITURES.....	122-127	13	CE. NET EXPENDITURES ABROAD.....	40
14	GOVT SALE OF GOODS & SERVICES.....	131-136	14	CE. OTHER SERVICES.....	17-19,32-33,36,38-39
			15	CON MANUFACTURING.....	83-101
			16	CON MINING,QUARRYING & OIL WELLS.....	82
			17	CON HOUSING & REAL ESTATE COM.....	117-118
			18	CON OTHER BUSINESS.....	80-81,102-116
			19	CON GOVERNMENT.....	119
			20	M&E MANUFACTURING.....	44-62
			21	M&E MINING,QUARRYING & OIL WELLS.....	43
			22	M&E OTHER BUSINESS.....	41-42,63-78
			23	M&E GOVERNMENT.....	79
			24	INVENTORIES.....	120-121
			25	DOMESTIC EXPORTS.....	128
			26	RE-EXPORTS.....	129
			27	IMPORTS.....	130
			28	GOVT GROSS CURRENT EXPENDITURES.....	122-127
			29	GOVT SALE OF GOODS & SERVICES.....	131-136




TABLE 1. MAKE (OUTPUT) MATRIX (AGGREGATION - S), 1971 (MILLIONS OF 1971 DOLLARS)

NO.	COMMODITY AGGREGATION - S	AGRICUL- TURE	FOREST- RY	FISHING, HUNTING & TRAPPING	MINES QUARRIES & OIL WELLS	MANUFAC- TURING	CONSTRUC- TION
1	GRAINS	1073.1	--	--	--	1.0	--
2	OTHER AGRICULTURAL PRODUCTS	3736.8	9.2	--	--	11.6	--
3	FORESTRY PRODUCTS	42.3	1286.0	--	--	43.7	--
4	FISHING & TRAPPING PRODUCTS	--	--	216.0	--	--	--
5	METALLIC ORES & CONCENTRATES	--	--	--	2052.3	153.2	--
6	MINERALS FUELS	--	--	--	1912.8	4.1	--
7	NON-METALLIC MINERALS	--	--	--	483.8	20.6	--
8	SERVICES INCIDENTAL TO MINING	--	--	--	439.0	--	--
9	MEAT,FISH & DAIRY PRODUCTS	64.3	--	1.5	--	4344.4	--
10	FRUIT,VEG.,FEED,MISC.FOOD PROD	8.2	--	--	--	3527.3	--
11	BEVERAGES	--	--	--	--	1260.3	--
12	TOBACCO & TOBACCO PRODUCTS	--	--	--	--	564.3	--
13	RUBBER,LEATHER,PLASTIC FAB.PRO	--	--	--	--	1395.2	--
14	TEXTILE PRODUCTS	--	--	--	--	1643.8	--
15	KNITTED PRODUCTS & CLOTHING	--	--	--	--	1860.6	--
16	LUMBER,SAWMILL,OTHER WOOD PROD	--	6.8	--	--	2328.1	--
17	FURNITURE & FIXTURES	--	--	--	--	765.4	--
18	PAPER & PAPER PRODUCTS	--	--	--	--	4133.6	--
19	PRINTING & PUBLISHING	--	--	--	--	1641.6	--
20	PRIMARY METAL PRODUCTS	--	--	--	0.5	4893.6	--
21	METAL FABRICATED PRODUCTS	--	--	--	--	3385.5	--
22	MACHINERY & EQUIPMENT	--	0.2	--	14.3	2012.0	--
23	AUTOS,TRUCKS,OTHER TRANSP. EQP	--	--	--	--	7146.6	--
24	ELEC. & COMMUNICATIONS PROD	--	--	--	--	2985.4	--
25	NON-METALLIC MINERAL PRODUCTS	--	--	--	6.0	1484.7	--
26	PETROLEUM & COAL PRODUCTS	--	--	--	53.9	2206.0	--
27	CHEMICALS,CHEMICAL PROD	--	--	--	133.4	2865.6	--
28	MISC. MANUFACTURED PRODUCTS	--	--	--	--	1121.7	--
29	RESIDENTIAL CONSTRUCTION	--	--	--	--	--	4257.4
30	NON-RESIDENTIAL CONSTRUCTION	--	--	--	--	--	9250.3
31	REPAIR CONSTRUCTION	--	--	--	--	--	2791.0
32	TRANSPORTATION & STORAGE	--	2.9	--	--	0.5	--
33	COMMUNICATION SERVICES	--	--	--	--	--	--
34	OTHER UTILITIES	--	0.2	--	1.1	19.3	--
35	WHOLESALE MARGINS	--	4.3	--	4.1	1291.6	--
36	RETAIL MARGINS	--	--	--	--	--	--
37	IMPUTED RENT OWNER OCPD. DWEL	--	--	--	--	--	--
38	OTHER FINANCE,INS.,REAL ESTATE	4.4	0.7	--	39.0	87.3	89.3
39	BUSINESS SERVICES	--	--	--	--	49.3	--
40	PERSONAL & OTHER MISC. SERVICE	--	27.7	2.3	23.9	238.8	99.4
41	TRANSPORTATION MARGINS	--	--	--	--	--	--
42	OPERATING,OFFICE,LAB & FOOD	--	--	--	--	--	--
43	TRAVEL, ADVERTISING, PROMOTION	--	--	--	--	--	--
	<b>TOTAL</b>	<b>4929.2</b>	<b>1338.1</b>	<b>219.8</b>	<b>5164.0</b>	<b>53486.6</b>	<b>16487.4</b>

NOTE: DETAIL MAY NOT ADD DUE TO ROUNDING.

TABLE 1. MAKE (OUTPUT) MATRIX (AGGREGATION - S), 1971 (MILLIONS OF 1971 DOLLARS) - CONTINUED

NO.	COMMODITY AGGREGATION - S	TRANS & STORAGE	COMMUNI- CATION	ELEC POWER GAS,OTHER UTILITIES	WHOLESALE TRADE	RETAIL TRADE	FINANCE, INS. & REAL EST.
1	GRAINS	--	--	--	--	--	--
2	OTHER AGRICULTURAL PRODUCTS	--	--	--	--	3.9	--
3	FORESTRY PRODUCTS	--	--	1.3	0.4	--	--
4	FISHING & TRAPPING PRODUCTS	--	--	--	--	--	--
5	METALLIC ORES & CONCENTRATES	--	--	--	--	--	--
6	MINERALS FUELS	--	--	--	--	--	--
7	NON-METALLIC MINERALS	--	--	--	1.1	--	--
8	SERVICES INCIDENTAL TO MINING	--	--	--	--	--	--
9	MEAT,FISH & DAIRY PRODUCTS	--	--	--	3.1	184.0	--
10	FRUIT,VEG.,FEED,MISC.FOOD PROD	--	--	--	17.6	3.8	--
11	BEVERAGES	--	--	--	--	--	--
12	TOBACCO & TOBACCO PRODUCTS	--	--	--	0.3	--	--
13	RUBBER,LEATHER,PLASTIC FAB.PRO	--	--	--	4.4	--	--
14	TEXTILE PRODUCTS	--	--	--	6.1	2.5	--
15	KNITTED PRODUCTS & CLOTHING	--	--	--	2.3	0.5	--
16	LUMBER,SAWMILL,OTHER WOOD PROD	--	--	--	6.7	--	--
17	FURNITURE & FIXTURES	--	--	--	2.7	--	--
18	PAPER & PAPER PRODUCTS	--	--	--	6.1	--	--
19	PRINTING & PUBLISHING	--	--	--	2.0	--	--
20	PRIMARY METAL PRODUCTS	--	--	--	2.0	--	--
21	METAL FABRICATED PRODUCTS	--	--	--	8.5	--	--
22	MACHINERY & EQUIPMENT	--	--	--	8.6	--	--
23	AUTOS,TRUCKS,OTHER TRANSP. EQP	58.0	--	--	4.1	--	--
24	ELEC. & COMMUNICATIONS PROD	--	97.9	--	10.1	--	--
25	NON-METALLIC MINERAL PRODUCTS	--	--	--	1.7	--	--
26	PETROLEUM & COAL PRODUCTS	1.9	--	0.3	--	--	--
27	CHEMICALS,CHEMICAL PROD	--	--	--	4.7	--	--
28	MISC. MANUFACTURED PRODUCTS	--	--	--	25.1	--	--
29	RESIDENTIAL CONSTRUCTION	--	--	--	--	--	--
30	NON-RESIDENTIAL CONSTRUCTION	--	--	--	--	--	--
31	REPAIR CONSTRUCTION	--	--	--	--	--	--
32	TRANSPORTATION & STORAGE	7600.3	--	12.9	--	8.8	0.3
33	COMMUNICATION SERVICES	--	2631.5	--	--	--	--
34	OTHER UTILITIES	1.9	--	2373.4	--	--	0.1
35	WHOLESALE MARGINS	2.0	--	--	5280.7	--	--
36	RETAIL MARGINS	9.8	--	23.3	--	6725.7	--
37	IMPUTED RENT OWNER OCPD. DWEL	--	--	--	--	--	5560.3
38	OTHER FINANCE,INS.,REAL ESTATE	27.7	1.0	6.2	44.7	53.7	10332.3
39	BUSINESS SERVICES	11.8	41.0	0.2	--	--	15.5
40	PERSONAL & OTHER MISC. SERVICE	82.4	17.6	39.0	535.0	1319.7	136.5
41	TRANSPORTATION MARGINS	--	--	--	--	--	--
42	OPERATING,OFFICE,LAB & FOOD	--	--	--	--	--	--
43	TRAVEL, ADVERTISING, PROMOTION	--	--	--	--	--	--
	<b>TOTAL</b>	<b>7795.9</b>	<b>2788.9</b>	<b>2456.5</b>	<b>5977.8</b>	<b>8302.7</b>	<b>16045.0</b>

NOTE: DETAIL MAY NOT ADD DUE TO ROUNDING.

TABLE 1. MAKE (OUTPUT) MATRIX (AGGREGATION - S), 1971 (MILLIONS OF 1971 DOLLARS) - CONCLUDED

NO.	COMMODITY AGGREGATION - S	BUSINESS & PERSONAL SERVICES	TRANS. MARGINS	OPERATING OFFICE SUPPLIES	TRAVEL, PROMOTION, ADVTG.	TOTAL INDUSTRIES
1	GRAINS	--	--	--	--	1074.2
2	OTHER AGRICULTURAL PRODUCTS	--	--	--	--	3761.5
3	FORESTRY PRODUCTS	--	--	--	--	1373.8
4	FISHING & TRAPPING PRODUCTS	--	--	--	--	216.0
5	METALLIC ORES & CONCENTRATES	--	--	--	--	2205.4
6	MINERALS FUELS	--	--	--	--	1916.8
7	NON-METALLIC MINERALS	--	--	--	--	505.4
8	SERVICES INCIDENTAL TO MINING	--	--	--	--	439.0
9	MEAT,FISH & DAIRY PRODUCTS	--	--	--	--	4597.3
10	FRUIT,VEG.,FEED,MISC.FOOD PROD.	--	--	--	--	3557.0
11	BEVERAGES	--	--	--	--	1260.3
12	TOBACCO & TOBACCO PRODUCTS	--	--	--	--	564.6
13	RUBBER,LEATHER,PLASTIC FAB.PRO.	--	--	--	--	1399.5
14	TEXTILE PRODUCTS	--	--	--	--	1652.4
15	KNITTED PRODUCTS & CLOTHING	--	--	--	--	1863.4
16	LUMBER,SAWMILL,OTHER WOOD PROD.	--	--	--	--	2341.6
17	FURNITURE & FIXTURES	--	--	--	--	768.1
18	PAPER & PAPER PRODUCTS	--	--	--	--	4139.7
19	PRINTING & PUBLISHING	--	--	--	--	1643.7
20	PRIMARY METAL PRODUCTS	--	--	--	--	4896.1
21	METAL FABRICATED PRODUCTS	--	--	--	--	3393.9
22	MACHINERY & EQUIPMENT	--	--	--	--	2035.0
23	AUTOS,TRUCKS,OTHER TRANSP. EQP	--	--	--	--	7208.8
24	ELEC. & COMMUNICATIONS PROD.	--	--	--	--	3093.4
25	NON-METALLIC MINERAL PRODUCTS	--	--	--	--	1492.3
26	PETROLEUM & COAL PRODUCTS	--	--	--	--	2262.1
27	CHEMICALS,CHEMICAL PROD.	--	--	--	--	3003.7
28	MISC. MANUFACTURED PRODUCTS	--	--	--	--	1146.7
29	RESIDENTIAL CONSTRUCTION	--	--	--	--	4257.4
30	NON-RESIDENTIAL CONSTRUCTION	--	--	--	--	9250.3
31	REPAIR CONSTRUCTION	--	--	--	--	2791.0
32	TRANSPORTATION & STORAGE	--	--	--	--	7625.7
33	COMMUNICATION SERVICES	--	--	--	--	2631.5
34	OTHER UTILITIES	7.4	--	--	--	2403.4
35	WHOLESALE MARGINS	37.4	--	--	--	6620.0
36	RETAIL MARGINS	54.1	--	--	--	6812.9
37	IMPUTED RENT OWNER OCPD. DWEL.	--	--	--	--	5560.3
38	OTHER FINANCE,INS.,REAL ESTATE	78.4	--	--	--	10764.6
39	BUSINESS SERVICES	2738.4	--	--	--	2856.1
40	PERSONAL & OTHER MISC. SERVICE	8319.3	--	--	--	10841.7
41	TRANSPORTATION MARGINS	--	3307.9	--	--	3307.9
42	OPERATING,OFFICE,LAB & FOOD	--	--	6561.8	--	6561.8
43	TRAVEL, ADVERTISING, PROMOTION	--	--	--	3096.4	3096.4
	<b>TOTAL</b>	<b>11235.0</b>	<b>3307.9</b>	<b>6561.8</b>	<b>3096.4</b>	<b>149193.1</b>

NOTE: DETAIL MAY NOT ADD DUE TO ROUNDING.

TABLE 2. USE (INPUT) MATRIX (AGGREGATION - S), 1971 (MILLIONS OF 1971 DOLLARS)

NO.	COMMODITY AGGREGATION - S	AGRICULTURE	FORESTRY	FISHING, HUNTING & TRAPPING	MINES QUARRIES & OIL WELLS	MANUFACTURING	CONSTRUCTION
1	GRAINS	28.1	--	--	--	341.6	--
2	OTHER AGRICULTURAL PRODUCTS	222.3	--	--	--	2452.9	9.1
3	FORESTRY PRODUCTS	0.4	138.3	--	--	1242.8	6.2
4	FISHING & TRAPPING PRODUCTS	--	--	1.9	--	178.7	--
5	METALLIC ORES & CONCENTRATES	--	--	--	7.6	1418.3	--
6	MINERALS FUELS	2.7	--	--	7.6	1641.4	3.2
7	NON-METALLIC MINERALS	4.2	--	0.5	20.4	194.4	73.7
8	SERVICES INCIDENTAL TO MINING	--	--	--	236.7	--	202.3
9	MEAT,FISH & DAIRY PRODUCTS	2.9	--	--	--	770.6	--
10	FRUIT,VEG.,FEED,MISC.FOOD PROD.	504.2	--	--	--	773.0	--
11	BEVERAGES	--	--	--	--	61.8	--
12	TOBACCO & TOBACCO PRODUCTS	--	--	--	--	124.7	--
13	RUBBER,LEATHER,PLASTIC FAB.PRO.	9.9	--	--	2.4	598.5	180.6
14	TEXTILE PRODUCTS	15.3	2.8	5.8	3.7	1518.9	78.4
15	KNITTED PRODUCTS & CLOTHING	--	--	--	--	166.2	--
16	LUMBER,SAWMILL,OTHER WOOD PROD.	3.1	--	2.0	1.1	609.8	888.2
17	FURNITURE & FIXTURES	--	--	--	--	39.8	18.1
18	PAPER & PAPER PRODUCTS	3.5	--	--	7.1	1576.6	103.5
19	PRINTING & PUBLISHING	--	--	--	0.2	172.6	--
20	PRIMARY METAL PRODUCTS	--	--	--	50.3	3018.6	570.9
21	METAL FABRICATED PRODUCTS	24.1	10.2	0.9	7.3	1485.1	1642.9
22	MACHINERY & EQUIPMENT	42.7	6.8	2.6	54.3	467.5	202.7
23	AUTOS,TRUCKS,OTHER TRANSP. EQP	1.0	3.8	13.4	6.1	2776.1	21.0
24	ELEC. & COMMUNICATIONS PROD.	--	--	5.4	5.2	809.4	683.4
25	NON-METALLIC MINERAL PRODUCTS	0.2	0.1	0.3	11.2	580.2	939.0
26	PETROLEUM & COAL PRODUCTS	190.2	27.9	11.4	60.1	439.7	160.5
27	CHEMICALS,CHEMICAL PROD.	182.0	1.8	0.3	69.5	1677.2	135.1
28	MISC. MANUFACTURED PRODUCTS	--	--	2.9	--	305.1	90.4
29	RESIDENTIAL CONSTRUCTION	--	--	--	--	--	--
30	NON-RESIDENTIAL CONSTRUCTION	--	--	--	--	--	--
31	REPAIR CONSTRUCTION	89.9	16.3	0.4	149.6	190.1	6.9
32	TRANSPORTATION & STORAGE	17.0	156.1	2.2	49.3	380.4	145.6
33	COMMUNICATION SERVICES	27.6	3.0	0.4	11.6	261.3	25.3
34	OTHER UTILITIES	69.5	0.9	0.2	108.5	544.9	6.9
35	WHOLESALE MARGINS	137.0	10.3	5.3	53.4	1193.9	742.4
36	RETAIL MARGINS	36.1	1.1	1.2	2.8	12.2	82.2
37	IMPUTED RENT OWNER OCPD. DWEL.	--	--	--	--	--	--
38	OTHER FINANCE,INS.,REAL ESTATE	140.9	95.7	3.3	437.6	778.7	202.5
39	BUSINESS SERVICES	8.7	5.1	0.4	176.7	589.9	578.4
40	PERSONAL & OTHER MISC. SERVICE	7.6	47.3	2.8	26.0	249.3	246.7
41	TRANSPORTATION MARGINS	60.5	2.8	2.0	23.3	1070.0	304.1
42	OPERATING,OFFICE,LAB & FOOD	213.2	146.9	2.2	437.8	1692.7	341.8
43	TRAVEL, ADVERTISING, PROMOTION	0.5	5.0	--	31.5	1253.3	78.8
44	NON-COMPETING IMPORTS	--	--	--	--	268.5	--
45	UNALLOCATED IMPORTS & EXPORTS	--	--	--	--	--	--
46	NET INDIRECT TAXES	100.0	35.9	4.8	132.1	545.4	914.0
	<b>GDP AT FACTOR COST</b>	<b>2783.9</b>	<b>619.9</b>	<b>147.1</b>	<b>2973.1</b>	<b>19023.6</b>	<b>6802.4</b>
	<b>TOTAL</b>	<b>4929.2</b>	<b>1338.1</b>	<b>219.8</b>	<b>5164.0</b>	<b>53486.6</b>	<b>16487.4</b>

NOTE: DETAIL MAY NOT ADD DUE TO ROUNDING.

TABLE 2. USE (INPUT) MATRIX (AGGREGATION - S), 1971 (MILLIONS OF 1971 DOLLARS) - CONTINUED

NO.	COMMODITY AGGREGATION - S	TRANS. & STORAGE	COMMUNICATION	ELEC POWER GAS, OTHER UTILITIES	WHOLESALE TRADE	RETAIL TRADE	FINANCE, INS. & REAL EST.
1	GRAINS	--	--	--	3.9	--	--
2	OTHER AGRICULTURAL PRODUCTS	2.0	--	--	1.9	175.4	--
3	FORESTRY PRODUCTS	--	--	--	1.5	--	--
4	FISHING & TRAPPING PRODUCTS	--	--	--	--	--	--
5	METALLIC ORES & CONCENTRATES	--	--	6.9	0.2	--	--
6	MINERALS FUELS	17.4	0.1	127.6	3.1	7.7	5.4
7	NON-METALLIC MINERALS	2.8	--	--	0.1	--	--
8	SERVICES INCIDENTAL TO MINING	--	--	--	--	--	--
9	MEAT, FISH & DAIRY PRODUCTS	--	--	--	1.2	2.6	--
10	FRUIT, VEG., FEED, MISC. FOOD PROD.	0.6	--	--	7.0	--	--
11	BEVERAGES	--	--	--	--	--	--
12	TOBACCO & TOBACCO PRODUCTS	--	--	--	0.2	--	--
13	RUBBER, LEATHER, PLASTIC FAB. PRO.	54.7	--	--	14.7	17.8	--
14	TEXTILE PRODUCTS	6.6	1.4	--	9.5	2.5	--
15	KNITTED PRODUCTS & CLOTHING	--	--	--	--	10.0	--
16	LUMBER, SAWMILL, OTHER WOOD PROD.	--	--	--	14.3	4.2	--
17	FURNITURE & FIXTURES	--	--	--	--	--	--
18	PAPER & PAPER PRODUCTS	2.8	--	--	57.3	126.0	--
19	PRINTING & PUBLISHING	3.7	23.4	1.4	10.9	8.5	22.3
20	PRIMARY METAL PRODUCTS	7.4	--	--	6.4	--	--
21	METAL FABRICATED PRODUCTS	4.1	--	--	26.2	13.9	--
22	MACHINERY & EQUIPMENT	1.7	--	--	2.3	--	--
23	AUTOS, TRUCKS, OTHER TRANSP. EQP.	232.9	--	--	0.4	--	--
24	ELEC. & COMMUNICATIONS PROD.	14.9	60.7	--	3.2	--	--
25	NON-METALLIC MINERAL PRODUCTS	2.6	--	--	2.1	1.6	--
26	PETROLEUM & COAL PRODUCTS	278.8	5.7	34.6	62.8	46.4	21.7
27	CHEMICALS, CHEMICAL PROD.	7.2	1.2	--	9.0	8.9	--
28	MISC. MANUFACTURED PRODUCTS	5.5	5.2	--	4.9	5.5	--
29	RESIDENTIAL CONSTRUCTION	--	--	--	--	--	--
30	NON-RESIDENTIAL CONSTRUCTION	--	--	--	--	--	--
31	REPAIR CONSTRUCTION	213.8	62.8	115.7	6.4	40.4	1241.2
32	TRANSPORTATION & STORAGE	808.1	86.4	11.0	165.6	92.2	9.3
33	COMMUNICATION SERVICES	94.6	79.0	9.4	133.8	194.7	212.4
34	OTHER UTILITIES	38.9	9.9	29.0	45.8	175.5	73.0
35	WHOLESALE MARGINS	128.7	8.3	6.1	96.7	30.6	6.5
36	RETAIL MARGINS	9.5	20.6	0.4	5.8	9.1	4.1
37	IMPUTED RENT OWNER OCPD. DWEL.	--	--	--	--	--	--
38	OTHER FINANCE, INS., REAL ESTATE	213.6	42.2	56.2	309.0	617.9	1130.7
39	BUSINESS SERVICES	59.4	39.9	17.2	128.6	83.4	245.8
40	PERSONAL & OTHER MISC. SERVICE	221.2	63.5	14.1	52.0	53.2	82.9
41	TRANSPORTATION MARGINS	28.3	2.1	8.6	12.9	12.4	2.0
42	OPERATING, OFFICE, LAB & FOOD	359.3	63.5	37.0	235.2	263.9	334.3
43	TRAVEL, ADVERTISING, PROMOTION	85.0	29.9	12.7	331.0	316.9	276.7
44	NON-COMPETING IMPORTS	--	--	--	--	3.5	--
45	UNALLOCATED IMPORTS & EXPORTS	--	--	--	--	--	--
46	NET INDIRECT TAXES	335.0	-76.1	56.1	79.9	254.0	2632.8
	GDP AT FACTOR COST	4554.9	2259.2	1912.7	4132.1	5724.2	9743.9
	TOTAL	7795.9	2788.9	2456.5	5977.8	8302.7	16045.0

NOTE: DETAIL MAY NOT ADD DUE TO ROUNDING.

TABLE 2. USE (INPUT) MATRIX (AGGREGATION - S), 1971 (MILLIONS OF 1971 DOLLARS) - CONCLUDED

NO.	COMMODITY AGGREGATION - S	BUSINESS & PERSONAL SERVICES	TRANS. MARGINS	OPERATING OFFICE SUPPLIES	TRAVEL, PROMOTION, ADVTG.	TOTAL INDUSTRIES
1	GRAINS	--	--	--	--	373.6
2	OTHER AGRICULTURAL PRODUCTS	68.1	--	43.2	--	2974.7
3	FORESTRY PRODUCTS	--	--	--	--	1389.2
4	FISHING & TRAPPING PRODUCTS	9.4	--	1.6	--	191.5
5	METALLIC ORES & CONCENTRATES	0.8	--	--	--	1433.8
6	MINERALS FUELS	4.7	--	--	--	1821.1
7	NON-METALLIC MINERALS	0.7	--	0.2	--	297.0
8	SERVICES INCIDENTAL TO MINING	--	--	--	--	449.0
9	MEAT, FISH & DAIRY PRODUCTS	521.8	--	148.9	--	1448.0
10	FRUIT, VEG., FEED, MISC. FOOD PROD.	165.7	--	95.0	--	1545.6
11	BEVERAGES	14.6	--	12.6	27.0	115.9
12	TOBACCO & TOBACCO PRODUCTS	--	--	--	--	124.8
13	RUBBER, LEATHER, PLASTIC FAB. PRO.	10.3	--	281.3	3.1	1173.3
14	TEXTILE PRODUCTS	59.3	--	37.9	--	1742.1
15	KNITTED PRODUCTS & CLOTHING	2.9	--	21.1	--	200.2
16	LUMBER, SAWMILL, OTHER WOOD PROD.	19.2	--	3.7	--	1545.6
17	FURNITURE & FIXTURES	1.4	--	--	--	59.4
18	PAPER & PAPER PRODUCTS	58.3	--	292.9	2.0	2230.1
19	PRINTING & PUBLISHING	8.8	--	368.6	739.3	1359.7
20	PRIMARY METAL PRODUCTS	3.6	--	20.6	--	3677.7
21	METAL FABRICATED PRODUCTS	6.6	--	394.7	--	3615.9
22	MACHINERY & EQUIPMENT	0.1	--	872.8	--	1853.6
23	AUTOS, TRUCKS, OTHER TRANSP. EQP.	--	--	360.3	26.1	3440.9
24	ELEC. & COMMUNICATIONS PROD.	0.8	--	256.3	4.6	1844.0
25	NON-METALLIC MINERAL PRODUCTS	7.2	--	31.9	--	1576.2
26	PETROLEUM & COAL PRODUCTS	62.5	--	4.5	52.8	1459.7
27	CHEMICALS, CHEMICAL PROD.	75.8	--	316.8	2.0	2486.9
28	MISC. MANUFACTURED PRODUCTS	86.1	--	204.8	58.7	769.2
29	RESIDENTIAL CONSTRUCTION	--	--	--	--	--
30	NON-RESIDENTIAL CONSTRUCTION	--	--	--	--	--
31	REPAIR CONSTRUCTION	19.5	--	--	--	2152.9
32	TRANSPORTATION & STORAGE	30.9	3307.9	--	478.6	5740.7
33	COMMUNICATION SERVICES	167.8	--	--	274.6	1495.5
34	OTHER UTILITIES	73.6	--	--	--	1176.4
35	WHOLESALE MARGINS	97.0	--	750.7	49.3	3316.1
36	RETAIL MARGINS	44.7	--	256.5	40.4	526.8
37	IMPUTED RENT OWNER OCPD. DWEL.	--	--	--	--	--
38	OTHER FINANCE, INS., REAL ESTATE	535.3	--	--	--	4563.5
39	BUSINESS SERVICES	212.2	--	--	303.5	2440.1
40	PERSONAL & OTHER MISC. SERVICE	255.2	--	999.1	673.1	2994.1
41	TRANSPORTATION MARGINS	36.2	--	151.4	15.3	1732.0
42	OPERATING, OFFICE, LAB & FOOD	774.3	--	--	--	4902.0
43	TRAVEL, ADVERTISING, PROMOTION	273.6	--	--	--	2694.9
44	NON-COMPETING IMPORTS	6.1	--	3.8	--	281.8
45	UNALLOCATED IMPORTS & EXPORTS	--	--	116.5	144.8	261.3
46	NET INDIRECT TAXES	228.3	--	514.0	201.2	5957.3
	GDP AT FACTOR COST	7291.7	--	--	--	67968.6
	TOTAL	11235.0	3307.9	6561.8	3096.4	149193.1

NOTE: DETAIL MAY NOT ADD DUE TO ROUNDING.

TABLE 3. FINAL DEMAND MATRIX (AGGREGATION - S), 1971 (MILLIONS OF 1971 DOLLARS)

COMMODITY AGGREGATION - S NO.	CONS. EXP. DURABLE	CONS. EXP. SEMI DURABLE	CONS. EXP. NON DURABLE	CONS. EXP. SERVICES	CONS. TRUCTION BUSINESS	CONS. TRUCTION GOVERNMENT	MACHINERY, EQUIPMENT BUSINESS	MACHINERY, EQUIPMENT GOVERNMENT
1 GRAINS	--	--	--	--	--	--	--	--
2 OTHER AGRICULTURAL PRODUCTS	--	14.2	683.3	18.8	--	--	--	--
3 FORESTRY PRODUCTS	--	--	33.1	--	--	--	--	--
4 FISHING & TRAPPING PRODUCTS	--	--	72.4	--	--	--	--	--
5 METALLIC ORES & CONCENTRATES	--	--	--	--	--	--	--	--
6 MINERALS FUELS	--	--	51.6	4.5	--	--	--	--
7 NON-METALLIC MINERALS	--	1.0	9.4	--	--	--	--	--
8 SERVICES INCIDENTAL TO MINING	--	--	--	--	--	--	--	--
9 MEAT,FISH & DAIRY PRODUCTS	--	--	2867.1	--	--	--	--	--
10 FRUIT,VEG.FEED,MISC FOOD PROD.	--	--	2178.4	--	--	--	--	--
11 BEVERAGES	--	--	1023.0	--	--	--	--	--
12 TOBACCO & TOBACCO PRODUCTS	--	--	401.8	--	--	--	--	--
13 RUBBER,LEATHER,PLASTIC FAB.PRO	118.0	484.6	24.6	--	--	--	9.1	1.8
14 TEXTILE PRODUCTS	179.5	299.7	37.9	4.0	--	--	7.1	0.7
15 KNITTED PRODUCTS & CLOTHING	--	1812.5	--	--	--	--	--	--
16 LUMBER,SAWMILL,OTHER WOOD PROD	23.3	28.6	0.6	--	--	--	12.7	0.2
17 FURNITURE & FIXTURES	503.2	16.5	--	--	--	--	150.4	40.9
18 PAPER & PAPER PRODUCTS	--	17.3	219.2	--	--	--	--	--
19 PRINTING & PUBLISHING	--	429.2	--	29.3	--	--	--	--
20 PRIMARY METAL PRODUCTS	--	2.5	--	--	--	--	-61.0	--
21 METAL FABRICATED PRODUCTS	28.5	105.6	10.2	--	--	--	150.0	18.3
22 MACHINERY & EQUIPMENT	43.6	18.6	17.7	--	--	--	2125.9	65.7
23 AUTOS,TRUCKS,OTHER TRANSP EQP	2270.3	--	--	--	70.1	--	1190.8	101.4
24 ELEC. & COMMUNICATIONS PROD.	884.7	61.0	--	--	--	--	1020.0	26.1
25 NON-METALLIC MINERAL PRODUCTS	--	73.5	--	--	--	--	13.7	0.2
26 PETROLEUM & COAL PRODUCTS	--	0.4	864.2	15.4	--	--	--	--
27 CHEMICALS,CHEMICAL PROD	13.9	44.2	726.4	0.1	--	--	8.7	--
28 MISC. MANUFACTURED PRODUCTS	468.5	245.2	64.1	8.3	--	--	159.0	76.0
29 RESIDENTIAL CONSTRUCTION	--	--	--	--	4239.4	18.0	--	--
30 NON-RESIDENTIAL CONSTRUCTION	--	--	--	--	5893.1	3509.7	--	--
31 REPAIR CONSTRUCTION	--	--	--	31.6	--	--	--	--
32 TRANSPORTATION & STORAGE	--	--	50.6	1111.6	--	--	--	--
33 COMMUNICATION SERVICES	--	--	--	950.3	--	--	--	--
34 OTHER UTILITIES	--	--	918.4	260.0	--	--	--	--
35 WHOLESALE MARGINS	530.5	304.6	1088.5	11.9	7.2	--	723.7	43.2
36 RETAIL MARGINS	1468.2	1859.9	2720.1	17.7	9.4	--	124.0	5.8
37 IMPUTED RENT OWNER OCPD DWEL	--	--	--	5560.3	--	--	--	--
38 OTHER FINANCE,INS,REAL ESTATE	--	--	--	5820.0	543.0	--	--	--
39 BUSINESS SERVICES	--	--	--	292.2	--	--	--	--
40 PERSONAL & OTHER MISC SERVICE	644.5	59.0	--	6350.7	--	--	--	--
41 TRANSPORTATION MARGINS	122.5	135.0	298.1	2.7	1.3	--	116.2	8.6
42 OPERATING,OFFICE,LAB & FOOD	--	--	--	267.5	--	--	--	--
43 TRAVEL, ADVERTISING, PROMOTION	--	--	--	84.0	--	--	--	--
44 NON-COMPETING IMPORTS	--	--	118.7	--	--	--	--	--
45 UNALLOCATED IMPORTS & EXPORTS	--	--	--	95.8	--	--	--	--
46 NET INDIRECT TAXES	889.5	639.6	2956.1	252.1	6.0	--	537.2	28.4
47 LABOUR INCOME	--	--	--	1964.6	--	--	--	--
48 NET INCOME UNINC. BUSINESS	--	--	--	--	--	--	--	--
49 OTHER OPERATING SURPLUS	--	--	--	143.0	--	--	--	--
TOTAL	8208.7	6653.0	17357.9	23296.3	10769.5	3327.7	6287.4	417.3

NOTE: DETAIL MAY NOT ADD DUE TO ROUNDING.

TABLE 3. FINAL DEMAND MATRIX (AGGREGATION - S), 1971 (MILLIONS OF 1971 DOLLARS) - CONCLUDED

COMMODITY AGGREGATION - S NO.	INVEN- TORIES	DOMESTIC EXPORTS	RE-EXPORTS	IMPORTS	GOVT GROSS CURRENT EXPEND.	GOVT. SALE OF GOOD & SERVICES	FINAL EXPEND ON GDP
1 GRAINS	-90.6	806.0	--	-14.7	--	-0.1	700.5
2 OTHER AGRICULTURAL PRODUCTS	99.2	334.2	3.1	-371.6	16.1	-9.5	786.8
3 FORESTRY PRODUCTS	-57.1	42.4	--	-33.7	--	--	-15.3
4 FISHING & TRAPPING PRODUCTS	-0.5	43.4	1.6	-32.2	--	-0.1	24.5
5 METALLIC ORES & CONCENTRATES	28.7	1000.4	0.3	-257.8	--	--	771.6
6 MINERALS FUELS	-26.3	977.7	0.5	-902.5	13.6	-23.2	95.8
7 NON-METALLIC MINERALS	9.4	266.8	5.1	-107.7	24.6	-0.3	208.3
8 SERVICES INCIDENTAL TO MINING	--	--	--	--	--	--	--
9 MEAT,FISH & DAIRY PRODUCTS	18.1	493.4	5.0	-232.8	0.1	-1.6	314.3
10 FRUIT,VEG.FEED,MISC FOOD PROD.	19.7	235.6	10.9	-423.1	--	--	2011.4
11 BEVERAGES	67.6	191.7	0.1	-138.0	--	--	1144.4
12 TOBACCO & TOBACCO PRODUCTS	-3.5	56.4	0.3	-15.2	--	--	439.8
13 RUBBER,LEATHER,PLASTIC FAB.PRO	-20.0	71.3	5.6	-469.2	0.3	--	226.2
14 TEXTILE PRODUCTS	3.3	83.8	7.7	-736.3	22.8	--	-89.7
15 KNITTED PRODUCTS & CLOTHING	30.8	73.1	2.5	-270.6	16.7	-1.9	1663.2
16 LUMBER,SAWMILL,OTHER WOOD PROD	-107.3	978.8	1.9	-138.7	--	-4.0	796.0
17 FURNITURE & FIXTURES	13.5	36.0	0.4	-55.2	3.2	-0.2	708.8
18 PAPER & PAPER PRODUCTS	-18.3	1920.1	2.0	-230.7	--	--	1909.7
19 PRINTING & PUBLISHING	-2.8	34.5	6.4	-288.2	88.3	-12.7	284.0
20 PRIMARY METAL PRODUCTS	9.1	1988.0	65.6	-785.9	--	--	1218.3
21 METAL FABRICATED PRODUCTS	-110.1	237.8	18.4	-707.4	26.6	--	-222.0
22 MACHINERY & EQUIPMENT	-288.6	707.0	113.2	-2428.6	25.6	-0.9	381.4
23 AUTOS,TRUCKS,OTHER TRANSP EQP	-99.1	4430.1	83.4	-4508.8	210.5	-5.7	3767.8
24 ELEC. & COMMUNICATIONS PROD.	-82.5	453.7	33.9	-1182.9	35.5	--	1249.4
25 NON-METALLIC MINERAL PRODUCTS	-38.0	113.6	1.3	-250.1	--	--	-83.9
26 PETROLEUM & COAL PRODUCTS	-45.1	109.7	6.0	-253.5	115.4	-10.1	902.4
27 CHEMICALS,CHEMICAL PROD	8.5	506.1	13.8	-915.7	115.0	-4.2	516.8
28 MISC. MANUFACTURED PRODUCTS	21.3	184.6	30.9	-945.1	77.0	-12.2	377.5
29 RESIDENTIAL CONSTRUCTION	--	--	--	--	--	--	4257.4
30 NON-RESIDENTIAL CONSTRUCTION	--	--	--	--	47.5	--	9250.3
31 REPAIR CONSTRUCTION	--	--	--	--	606.5	--	638.1
32 TRANSPORTATION & STORAGE	--	702.5	--	-203.7	296.1	-72.0	1885.0
33 COMMUNICATION SERVICES	--	35.9	--	-28.6	179.0	-0.6	1136.0
34 OTHER UTILITIES	--	43.2	--	-8.0	239.2	-225.7	1227.0
35 WHOLESALE MARGINS	--	606.2	--	-91.1	79.1	--	3303.9
36 RETAIL MARGINS	--	--	--	--	61.0	--	6286.1
37 IMPUTED RENT OWNER OCPD DWEL	--	--	--	--	--	--	5560.3
38 OTHER FINANCE,INS,REAL ESTATE	--	85.5	--	-329.1	305.3	-223.5	6201.1
39 BUSINESS SERVICES	--	225.1	--	-517.0	456.7	-41.0	416.0
40 PERSONAL & OTHER MISC SERVICE	--	51.9	--	-58.3	1855.4	-1055.6	7847.6
41 TRANSPORTATION MARGINS	--	860.1	2.3	--	29.1	--	1575.9
42 OPERATING,OFFICE,LAB & FOOD	--	--	--	--	1392.2	--	1659.7
43 TRAVEL, ADVERTISING, PROMOTION	--	--	--	--	317.5	--	401.5
44 NON-COMPETING IMPORTS	0.4	--	0.9	-401.9	--	--	-281.8
45 UNALLOCATED IMPORTS & EXPORTS	--	1701.4	--	-2058.5	--	--	-261.3
46 NET INDIRECT TAXES	--	4.3	--	925.0	94.8	--	6333.1
47 LABOUR INCOME	--	--	--	--	11949.3	--	13913.9
48 NET INCOME UNINC. BUSINESS	--	--	--	--	--	--	--
49 OTHER OPERATING SURPLUS	--	--	--	--	1359.8	--	1502.8
TOTAL	-659.4	20705.1	423.2	-19465.3	20059.6	-1705.2	95675.8

NOTE: DETAIL MAY NOT ADD DUE TO ROUNDING.

TABLE 4. MAKE (OUTPUT) MATRIX (AGGREGATION - M), 1971 (MILLIONS OF 1971 DOLLARS)

NO.	COMMODITY AGGREGATION - M	AGRICUL- TURE	FOREST- RY	FISHING, HUNTING & TRAPPING	METAL MINES	MINERAL FUELS	NON-METAL MINES & QUARRIES	SERVICES INCIDENTAL TO MINING	FOOD & BEVERAGE INDUSTRIES
1	GRAINS.....	1073.1	--	--	--	--	--	--	--
2	LIVE ANIMALS.....	1806.9	--	--	--	--	--	--	--
3	OTHER AGRICULTURAL PRODUCTS.....	1929.8	9.2	--	--	--	--	--	11.6
4	FORESTRY PRODUCTS.....	42.3	1286.0	--	--	--	--	--	--
5	FISH LANDINGS.....	--	--	203.6	--	--	--	--	--
6	HUNTING & TRAPPING PRODUCTS.....	--	--	12.4	--	--	--	--	--
7	IRON ORES & CONCENTRATES.....	--	--	--	492.8	--	--	--	--
8	OTHER METAL ORES & CONCENTRATES.....	--	--	--	1559.5	--	--	--	--
9	COAL.....	--	--	--	--	99.9	--	--	--
10	CRUDE MINERAL OILS.....	--	--	--	--	1494.0	--	--	--
11	NATURAL GAS.....	--	--	--	--	318.8	--	--	--
12	NON-METALLIC MINERALS.....	--	--	--	2.6	32.7	448.5	--	--
13	SERVICES INCIDENTAL TO MINING.....	--	--	--	43.6	--	5.2	390.2	--
14	MEAT PRODUCTS.....	62.8	--	--	--	--	--	--	2503.5
15	DAIRY PRODUCTS.....	1.5	--	--	--	--	--	--	1440.5
16	FISH PRODUCTS.....	--	--	1.5	--	--	--	--	373.9
17	FRUITS & VEGETABLES PREPARATIONS.....	--	--	--	--	--	--	--	610.4
18	FEEDS.....	--	--	--	--	--	--	--	736.1
19	FLOUR,WHEAT,MEAL & OTHER CEREALS.....	--	--	--	--	--	--	--	214.1
20	BREAKFAST CEREAL & BAKERY PROD.....	--	--	--	--	--	--	--	731.4
21	SUGAR.....	--	--	--	--	--	--	--	216.0
22	MISC. FOOD PRODUCTS.....	8.2	--	--	--	--	--	--	999.6
23	SOFT DRINKS.....	--	--	--	--	--	--	--	389.2
24	ALCOHOLIC BEVERAGES.....	--	--	--	--	--	--	--	871.1
25	TOBACCO PROCESSED UNMANUFACTURED.....	--	--	--	--	--	--	--	--
26	CIGARETTES & TOBACCO MFG.....	--	--	--	--	--	--	--	--
27	TIRES & TUBES.....	--	--	--	--	--	--	--	--
28	OTHER RUBBER PRODUCTS.....	--	--	--	--	--	--	--	--
29	PLASTIC FABRICATED PRODUCTS.....	--	--	--	--	--	--	--	--
30	LEATHER & LEATHER PRODUCTS.....	--	--	--	--	--	--	--	--
31	YARNS & MAN MADE FIBRES.....	--	--	--	--	--	--	--	--
32	FABRICS.....	--	--	--	--	--	--	--	--
33	OTHER TEXTILE PRODUCTS.....	--	--	--	--	--	--	--	--
34	HOSIERY & KNITTED WEAR.....	--	--	--	--	--	--	--	--
35	CLOTHING & ACCESSORIES.....	--	--	--	--	--	--	--	--
36	LUMBER & TIMBER.....	--	6.3	--	--	--	--	--	--
37	VENEER & PLYWOOD.....	--	--	--	--	--	--	--	--
38	OTHER WOOD FABRICATED MATERIALS.....	--	0.4	--	--	--	--	--	--
39	FURNITURE & FIXTURES.....	--	--	--	--	--	--	--	--
40	PULP.....	--	--	--	--	--	--	--	--
41	NEWSPRINT & OTHER PAPER STOCK.....	--	--	--	--	--	--	--	--
42	PAPER PRODUCTS.....	--	--	--	--	--	--	--	--
43	PRINTING & PUBLISHING.....	--	--	--	--	--	--	--	--
44	ADVERTISING,PRINT MEDIA.....	--	--	--	--	--	--	--	--
45	IRON & STEEL PRODUCTS.....	--	--	--	--	--	--	--	--
46	ALUMINUM PRODUCTS.....	--	--	--	--	--	--	--	--
47	COPPER & COPPER ALLOY PRODUCTS.....	--	--	--	--	--	--	--	--
48	NICKEL PRODUCTS.....	--	--	--	--	--	--	--	--
49	OTHER NON FERROUS METAL PRODUCTS.....	--	--	--	0.5	--	--	--	--
50	BOILERS, TANKS & PLATES.....	--	--	--	--	--	--	--	--
51	FABRICATED STRUCTURAL METAL PROD.....	--	--	--	--	--	3.3	--	--
52	OTHER METAL FABRICATED PRODUCTS.....	--	--	--	--	--	2.7	--	--
53	AGRICULTURAL MACHINERY.....	--	--	--	--	--	--	--	--
54	OTHER INDUSTRIAL MACHINERY.....	--	0.2	--	3.6	3.5	0.7	6.5	2.5
55	MOTOR VEHICLES.....	--	--	--	--	--	--	--	--
56	MOTOR VEHICLE PARTS.....	--	--	--	--	--	--	--	--
57	OTHER TRANSPORT EQUIPMENT.....	--	--	--	--	--	--	--	--
58	APPLIANCES & RECEIVERS,HOUSEHOLD.....	--	--	--	--	--	--	--	--
59	OTHER ELECTRICAL PRODUCTS.....	--	--	--	--	--	--	--	--
60	CEMENT & CONCRETE PRODUCTS.....	--	--	--	--	--	3.3	--	--
61	OTHER NON-METALLIC MINERAL PROD.....	--	--	--	--	--	2.7	--	--
62	GASOLINE & FUEL OIL.....	--	--	--	--	--	--	--	--
63	OTHER PETROLEUM & COAL PROD.....	--	--	--	--	53.9	--	--	--
64	INDUSTRIAL CHEMICALS.....	--	--	--	--	--	7.2	--	10.5
65	FERTILIZERS.....	--	--	--	--	--	126.2	--	--
66	PHARMACEUTICALS.....	--	--	--	--	--	--	--	8.7
67	OTHER CHEMICAL PRODUCTS.....	--	--	--	--	--	--	--	73.1
68	SCIENTIFIC EQUIPMENT.....	--	--	--	--	--	--	--	--
69	OTHER MANUFACTURED PRODUCTS.....	--	--	--	--	--	--	--	1.5
70	RESIDENTIAL CONSTRUCTION.....	--	--	--	--	--	--	--	--
71	NON-RESIDENTIAL CONSTRUCTION.....	--	--	--	--	--	--	--	--
72	REPAIR CONSTRUCTION.....	--	--	--	--	--	--	--	--
73	PIPELINE TRANSPORTATION.....	--	--	--	--	--	--	--	--
74	TRANSPORTATION & STORAGE.....	--	2.9	--	--	--	--	--	0.5
75	RADIO & TELEVISION BROADCASTING.....	--	--	--	--	--	--	--	--
76	TELEPHONE & TELEGRAPH.....	--	--	--	--	--	--	--	--
77	POSTAL SERVICES.....	--	--	--	--	--	--	--	--
78	ELECTRIC POWER.....	--	0.2	--	1.1	--	--	--	--
79	OTHER UTILITIES.....	--	--	--	--	--	--	--	--
80	WHOLESALE MARGINS.....	--	4.3	--	2.2	--	1.8	--	216.1
81	RETAIL MARGINS.....	--	--	--	--	--	--	--	--
82	IMPUTED RENT OWNER OCPD, DWEL.....	--	--	--	--	--	--	--	--
83	OTHER FINANCE,INS,REAL ESTATE.....	4.4	0.7	--	8.5	28.1	0.9	1.5	5.2
84	BUSINESS SERVICES.....	--	--	--	--	--	--	--	--
85	EDUCATION SERVICES.....	--	--	--	--	--	--	--	--
86	HEALTH SERVICES.....	--	--	--	--	--	--	--	--
87	AMUSEMENT & RECREATION SERVICES.....	--	--	--	--	--	--	--	--
88	ACCOMMODATION & FOOD SERVICES.....	--	22.7	--	9.7	--	0.7	--	4.6
89	OTHER PERSONAL & MISC. SERVICES.....	--	5.1	2.3	5.1	0.1	5.0	3.2	0.9
90	TRANSPORTATION MARGINS.....	--	--	--	--	--	--	--	--
91	OPERATING, OFFICE, LAB. & FOOD.....	--	--	--	--	--	--	--	--
92	TRAVEL, ADVERTISING & PROMOTION.....	--	--	--	--	--	--	--	--
	TOTAL.....	4929.2	1338.1	219.8	2129.2	2031.1	602.3	401.4	9427.3

NOTE: DETAIL MAY NOT ADD DUE TO ROUNDING AND SUPPRESSION OF CONFIDENTIAL COMMODITIES.



TABLE 4. MAKE (OUTPUT) MATRIX (AGGREGATION - M), 1971 (MILLIONS OF 1971 DOLLARS) - CONTINUED

NO.	COMMODITY AGGREGATION - M	TOBACCO PRODUCTS INDUSTRIES	RUBBER & PLASTIC PROD. IND.	LEATHER INDUSTRIES	TEXTILE INDUSTRIES	KNITTING MILLS	CLOTHING INDUSTRIES	WOOD	FURNITURE, FIXTURE INDUSTRIES
1	GRAINS	..	..	..	..	..	..	..	..
2	LIVE ANIMALS	..	..	..	..	..	..	..	..
3	OTHER AGRICULTURAL PRODUCTS	..	..	..	..	..	..	..	..
4	FORESTRY PRODUCTS	..	..	..	..	..	..	48.7	..
5	FISH LANDINGS	..	..	..	..	..	..	..	..
6	HUNTING & TRAPPING PRODUCTS	..	..	..	..	..	..	..	..
7	IRON ORES & CONCENTRATES	..	..	..	..	..	..	..	..
8	OTHER METAL ORES & CONCENTRATES	..	..	..	..	..	..	..	..
9	COAL	..	..	..	..	..	..	..	..
10	CRUDE MINERAL OILS	..	..	..	..	..	..	..	..
11	NATURAL GAS	..	..	..	..	..	..	..	..
12	NON-METALLIC MINERALS	..	..	..	..	..	..	..	..
13	SERVICES INCIDENTAL TO MINING	..	..	..	..	..	..	..	..
14	MEAT PRODUCTS	1.8	..	..	..	..	..	..	..
15	DAIRY PRODUCTS	..	..	..	..	..	..	..	..
16	FISH PRODUCTS	..	..	..	..	..	..	..	..
17	FRUITS & VEGETABLES PREPARATIONS	..	..	..	..	..	..	..	..
18	FEEDS	..	..	..	..	..	..	..	..
19	FLOUR,WHEAT,MEAL & OTHER CEREALS	..	..	..	..	..	..	..	..
20	BREAKFAST CEREAL & BAKERY PROD.	..	..	..	..	..	..	..	..
21	SUGAR	..	..	..	..	..	..	..	..
22	MISC. FOOD PRODUCTS	..	..	..	..	..	..	..	..
23	SOFT DRINKS	..	..	..	..	..	..	..	..
24	ALCOHOLIC BEVERAGES	..	..	..	..	..	..	..	..
25	TOBACCO PROCESSED UNMANUFACTURED	161.2	..	..	..	..	..	..	..
26	CIGARETTES & TOBACCO MFG.	403.1	..	..	..	..	..	..	..
27	TIRES & TUBES	..	371.0	..	..	..	..	..	..
28	OTHER RUBBER PRODUCTS	..	184.1	10.1	5.2	..	..	..	..
29	PLASTIC FABRICATED PRODUCTS	..	338.7	0.5	2.2	..	..	..	..
30	LEATHER & LEATHER PRODUCTS	..	..	393.6	..	..	0.8	..	..
31	YARNS & MAN MADE FIBRES	..	..	..	357.1	..	..	..	..
32	FABRICS	..	..	..	499.7	166.4	..	..	..
33	OTHER TEXTILE PRODUCTS	..	5.7	0.3	567.0	..	3.0	..	6.0
34	HOSIERY & KNITTED WEAR	..	..	..	0.3	255.9	166.5	..	..
35	CLOTHING & ACCESSORIES	..	17.2	11.4	47.1	33.5	1320.9	..	0.3
36	LUMBER & TIMBER	..	..	..	..	..	..	1169.9	..
37	VENEER & PLYWOOD	..	..	..	..	..	..	298.1	..
38	OTHER WOOD FABRICATED MATERIALS	..	..	..	..	..	..	779.5	27.9
39	FURNITURE & FIXTURES	..	5.1	..	0.9	..	..	14.0	698.9
40	PULP	..	..	..	..	..	..	..	..
41	NEWSPRINT & OTHER PAPER STOCK	..	..	..	..	..	..	..	..
42	PAPER PRODUCTS	..	25.7	..	20.2	..	..	0.6	..
43	PRINTING & PUBLISHING	..	..	..	..	..	..	..	..
44	ADVERTISING,PRINT MEDIA	..	..	..	..	..	..	..	..
45	IRON & STEEL PRODUCTS	..	..	..	..	..	..	..	..
46	ALUMINUM PRODUCTS	..	..	..	..	..	..	..	..
47	COPPER & COPPER ALLOY PRODUCTS	..	..	..	..	..	..	..	..
48	NICKEL PRODUCTS	..	..	..	..	..	..	..	..
49	OTHER NON FERROUS METAL PRODUCTS	..	..	..	..	..	..	..	..
50	BOILERS, TANKS & PLATES	..	0.7	..	..	..	..	..	..
51	FABRICATED STRUCTURAL METAL PROD	..	..	..	..	..	..	0.4	..
52	OTHER METAL FABRICATED PRODUCTS	..	8.3	..	1.7	..	..	4.2	4.1
53	AGRICULTURAL MACHINERY	..	..	..	..	..	..	..	..
54	OTHER INDUSTRIAL MACHINERY	0.2	5.2	..	2.8	..	3.9	..	..
55	MOTOR VEHICLES	..	..	..	..	..	..	..	..
56	MOTOR VEHICLE PARTS	..	104.5	..	170.6	..	..	..	..
57	OTHER TRANSPORT EQUIPMENT	..	14.0	..	..	..	..	..	..
58	APPLIANCES & RECEIVERS,HOUSEHOLD	..	4.0	..	..	..	..	..	..
59	OTHER ELECTRICAL PRODUCTS	..	2.4	..	..	..	..	..	22.9
60	CEMENT & CONCRETE PRODUCTS	..	..	..	..	..	..	..	..
61	OTHER NON-METALLIC MINERAL PROD.	..	..	..	..	..	..	..	..
62	GASOLINE & FUEL OIL	..	..	..	..	..	..	..	..
63	OTHER PETROLEUM & COAL PROD.	..	..	..	..	..	..	..	..
64	INDUSTRIAL CHEMICALS	..	18.3	..	..	..	..	..	..
65	FERTILIZERS	..	..	..	..	..	..	..	..
66	PHARMACEUTICALS	..	..	..	..	..	..	..	..
67	OTHER CHEMICAL PRODUCTS	..	6.8	..	..	..	..	..	..
68	SCIENTIFIC EQUIPMENT	..	2.9	..	1.6	..	..	..	..
69	OTHER MANUFACTURED PRODUCTS	..	30.1	..	8.9	..	1.3	..	9.0
70	RESIDENTIAL CONSTRUCTION	..	..	..	..	..	..	..	..
71	NON-RESIDENTIAL CONSTRUCTION	..	..	..	..	..	..	..	..
72	REPAIR CONSTRUCTION	..	..	..	..	..	..	..	..
73	PIPELINE TRANSPORTATION	..	..	..	..	..	..	..	..
74	TRANSPORTATION & STORAGE	..	..	..	..	..	..	..	..
75	RADIO & TELEVISION BROADCASTING	..	..	..	..	..	..	..	..
76	TELEPHONE & TELEGRAPH	..	..	..	..	..	..	..	..
77	POSTAL SERVICES	..	..	..	..	..	..	..	..
78	ELECTRIC POWER	..	..	..	..	..	..	0.4	..
79	OTHER UTILITIES	..	..	..	..	..	..	..	..
80	WHOLESALE MARGINS	2.6	39.5	7.5	30.0	1.9	11.9	13.4	9.9
81	RETAIL MARGINS	..	..	..	..	..	..	..	..
82	IMPUTED RENT OWNER OCPD. DWEL.	..	..	..	..	..	..	..	..
83	OTHER FINANCE,INS.,REAL ESTATE	0.2	0.9	0.2	4.1	0.5	1.9	3.5	1.7
84	BUSINESS SERVICES	..	0.6	..	0.2	..	..	..	..
85	EDUCATION SERVICES	..	..	..	..	..	..	..	..
86	HEALTH SERVICES	..	..	..	..	..	..	..	..
87	AMUSEMENT & RECREATION SERVICES	..	..	..	..	..	..	..	..
88	ACCOMMODATION & FOOD SERVICES	0.1	0.7	0.1	0.8	0.1	0.3	1.1	0.8
89	OTHER PERSONAL & MISC. SERVICES	..	1.1	..	0.1	..	..	1.9	11.1
90	TRANSPORTATION MARGINS	..	..	..	..	..	..	..	..
91	OPERATING, OFFICE, LAB. & FOOD	..	..	..	..	..	..	..	..
92	TRAVEL, ADVERTISING & PROMOTION	..	..	..	..	..	..	..	..
	TOTAL	569.9	1212.6	429.2	1738.1	462.3	1507.0	2348.5	806.1

NOTE: DETAIL MAY NOT ADD DUE TO ROUNDING AND SUPPRESSION OF CONFIDENTIAL COMMODITIES.

TABLE 4. MAKE (OUTPUT) MATRIX (AGGREGATION - M), 1971 (MILLIONS OF 1971 DOLLARS) - CONTINUED

NO.	COMMODITY AGGREGATION - M	PAPER & ALLIED INDUSTRIES	PRINTING & PUBLISHING	PRIMARY METAL INDUSTRIES	METAL FABRICATING INDUSTRIES	MACHINERY INDUSTRIES	TRANS. EQUIPMENT INDUSTRIES	ELECTRICAL PRODUCTS INDUSTRIES	NON-METAL MINERAL PROD. IND.
1	GRAINS.....	..	..	..	..	..	..	..	..
2	LIVE ANIMALS.....	..	..	..	..	..	..	..	..
3	OTHER AGRICULTURAL PRODUCTS.....	..	..	..	..	..	..	..	..
4	FORESTRY PRODUCTS.....	..	..	..	..	..	..	..	..
5	FISH LANDINGS.....	..	..	..	..	..	..	..	..
6	HUNTING & TRAPPING PRODUCTS.....	..	..	..	..	..	..	..	..
7	IRON ORES & CONCENTRATES.....	..	..	..	..	..	..	..	..
8	OTHER METAL ORES & CONCENTRATES.....	..	..	130.5	..	..	..	..	..
9	COAL.....	..	..	..	..	..	..	..	..
10	CRUDE MINERAL OILS.....	..	..	..	..	..	..	..	..
11	NATURAL GAS.....	..	..	..	..	..	..	..	..
12	NON-METALLIC MINERALS.....	..	..	1.8	..	..	..	..	13.7
13	SERVICES INCIDENTAL TO MINING.....	..	..	..	..	..	..	..	..
14	MEAT PRODUCTS.....	..	..	..	..	..	..	..	..
15	DAIRY PRODUCTS.....	..	..	..	..	..	..	..	..
16	FISH PRODUCTS.....	..	..	..	..	..	..	..	..
17	FRUITS & VEGETABLES PREPARATIONS.....	..	..	..	..	..	..	..	..
18	FEEDS.....	..	..	..	..	..	..	..	..
19	FLOUR,WHEAT,MEAL & OTHER CEREALS.....	..	..	..	..	..	..	..	..
20	BREAKFAST CEREAL & BAKERY PROD.....	..	..	..	..	..	..	..	..
21	SUGAR.....	..	..	..	..	..	..	..	..
22	MISC. FOOD PRODUCTS.....	..	..	..	..	..	..	..	..
23	SOFT DRINKS.....	..	..	..	..	..	..	..	..
24	ALCOHOLIC BEVERAGES.....	..	..	..	..	..	..	..	..
25	TOBACCO PROCESSED UNMANUFACTURED.....	..	..	..	..	..	..	..	..
26	CIGARETTES & TOBACCO MFG.....	..	..	..	..	..	..	..	..
27	TIRES & TUBES.....	..	..	..	..	..	..	..	..
28	OTHER RUBBER PRODUCTS.....	..	..	..	..	..	..	..	..
29	PLASTIC FABRICATED PRODUCTS.....	20.8	..	..	8.1	..	..	..	..
30	LEATHER & LEATHER PRODUCTS.....	..	..	..	..	3.1	..	..	..
31	YARNS & MAN MADE FIBRES.....	..	..	..	..	..	..	..	..
32	FABRICS.....	..	..	..	..	..	..	..	..
33	OTHER TEXTILE PRODUCTS.....	1.9	..	..	..	..	..	..	..
34	HOSIERY & KNITTED WEAR.....	..	..	..	..	..	..	..	..
35	CLOTHING & ACCESSORIES.....	..	..	..	..	..	..	..	..
36	LUMBER & TIMBER.....	..	..	..	..	..	0.2	..	..
37	VENEER & PLYWOOD.....	..	..	..	..	..	..	..	..
38	OTHER WOOD FABRICATED MATERIALS.....	2.8	..	..	3.0	..	3.4	..	0.8
39	FURNITURE & FIXTURES.....	..	..	..	31.0	4.5	..	..	..
40	PULP.....	875.1	..	..	..	..	..	..	..
41	NEWSPRINT & OTHER PAPER STOCK.....	1944.4	..	..	..	..	..	..	..
42	PAPER PRODUCTS.....	1120.3	43.7	..	13.9	..	..	..	..
43	PRINTING & PUBLISHING.....	18.7	1121.6	..	0.9	1.6	..	..	..
44	ADVERTISING,PRINT MEDIA.....	..	495.9	..	..	..	..	..	..
45	IRON & STEEL PRODUCTS.....	..	..	2021.7	136.4	12.6	..	..	0.8
46	ALUMINUM PRODUCTS.....	..	..	718.3	7.9	..	0.4	..	..
47	COPPER & COPPER ALLOY PRODUCTS.....	..	..	833.1	13.7	..	..	..	..
48	NICKEL PRODUCTS.....	..	..	609.2	8.1	..	..	..	..
49	OTHER NON FERROUS METAL PRODUCTS.....	..	..	421.1	21.8	..	..	19.3	..
50	BOILERS, TANKS & PLATES.....	..	..	..	302.3	7.2	..	..	..
51	FABRICATED STRUCTURAL METAL PROD.....	..	..	114.1	704.9	13.4	..	..	..
52	OTHER METAL FABRICATED PRODUCTS.....	..	..	100.3	1889.7	60.8	49.4	71.7	..
53	AGRICULTURAL MACHINERY.....	..	..	2.0	7.3	202.1	8.7	..	..
54	OTHER INDUSTRIAL MACHINERY.....	19.3	0.5	46.1	232.1	1345.9	64.3	50.4	2.0
55	MOTOR VEHICLES.....	..	..	..	5.9	18.2	3850.0	..	..
56	MOTOR VEHICLE PARTS.....	..	..	..	56.1	2.7	1720.3	1.8	5.8
57	OTHER TRANSPORT EQUIPMENT.....	..	..	..	19.7	34.6	1111.8	..	..
58	APPLIANCES & RECEIVERS,HOUSEHOLD.....	..	..	..	25.3	23.0	..	676.7	..
59	OTHER ELECTRICAL PRODUCTS.....	..	..	..	29.7	112.4	51.3	1976.9	..
60	CEMENT & CONCRETE PRODUCTS.....	..	..	..	..	..	..	..	770.2
61	OTHER NON-METALLIC MINERAL PROD.....	..	..	..	5.7	..	..	..	688.7
62	GASOLINE & FUEL OIL.....	..	..	..	..	..	..	..	..
63	OTHER PETROLEUM & COAL PROD.....	4.7	..	17.4	..	..	..	..	..
64	INDUSTRIAL CHEMICALS.....	8.7	..	35.1	..	..	..	..	..
65	FERTILIZERS.....	..	..	..	..	..	..	..	..
66	PHARMACEUTICALS.....	..	..	..	..	..	..	..	..
67	OTHER CHEMICAL PRODUCTS.....	..	..	..	0.7	..	..	..	6.0
68	SCIENTIFIC EQUIPMENT.....	..	..	..	3.8	4.7	..	27.7	..
69	OTHER MANUFACTURED PRODUCTS.....	6.3	1.9	..	41.6	..	..	..	..
70	RESIDENTIAL CONSTRUCTION.....	..	..	..	..	..	..	..	..
71	NON-RESIDENTIAL CONSTRUCTION.....	..	..	..	..	..	..	..	..
72	REPAIR CONSTRUCTION.....	..	..	..	..	..	..	..	..
73	PIPELINE TRANSPORTATION.....	..	..	..	..	..	..	..	..
74	TRANSPORTATION & STORAGE.....	..	..	..	..	..	..	..	..
75	RADIO & TELEVISION BROADCASTING.....	..	..	..	..	..	..	..	..
76	TELEPHONE & TELEGRAPH.....	..	..	..	..	..	..	..	..
77	POSTAL SERVICES.....	..	..	..	..	..	..	..	..
78	ELECTRIC POWER.....	4.4	..	12.9	..	..	0.1	..	..
79	OTHER UTILITIES.....	1.4	..	..	..	..	..	..	..
80	WHOLESALE MARGINS.....	29.3	24.5	8.9	70.2	86.4	374.1	116.6	29.6
81	RETAIL MARGINS.....	..	..	..	..	..	..	..	..
82	IMPUTED RENT OWNER OCPD DWEL.....	..	..	..	..	..	..	..	..
83	OTHER FINANCE,INS,REAL ESTATE.....	7.9	3.6	1.8	6.1	3.1	1.6	1.4	1.0
84	BUSINESS SERVICES.....	0.8	2.3	..	0.1	29.5	8.2	1.0	..
85	EDUCATION SERVICES.....	..	..	..	..	..	..	..	..
86	HEALTH SERVICES.....	..	..	..	..	..	..	..	..
87	AMUSEMENT & RECREATION SERVICES.....	..	..	..	..	..	..	..	..
88	ACCOMMODATION & FOOD SERVICES.....	0.8	2.1	0.7	2.2	1.2	2.2	2.9	1.0
89	OTHER PERSONAL & MISC. SERVICES.....	2.6	0.5	0.7	33.0	34.7	44.3	35.2	1.7
90	TRANSPORTATION MARGINS.....	..	..	..	..	..	..	..	..
91	OPERATING, OFFICE, LAB. & FOOD.....	..	..	..	..	..	..	..	..
92	TRAVEL, ADVERTISING & PROMOTION.....	..	..	..	..	..	..	..	..
	TOTAL.....	4111.9	1699.7	5122.7	3688.4	2009.8	7355.4	3025.8	1550.5

NOTE: DETAIL MAY NOT ADD DUE TO ROUNDING AND SUPPRESSION OF CONFIDENTIAL COMMODITIES.

TABLE 4. MAKE (OUTPUT) MATRIX (AGGREGATION - M), 1971 (MILLIONS OF 1971 DOLLARS) - CONTINUED

NO.	COMMODITY AGGREGATION - M	PETROLEUM & COAL PROD.IND.	CHEMICAL & CHEMICAL PROD. IND.	MISC. MANUFACTURING	CONSTR. INDUSTRY	TRANS. & STORAGE	COMMUNICATION	ELEC POWER GAS, OTHER UTILITIES	WHOLESALE TRADE
1	GRAINS	..	..	..	..	..	..	..	..
2	LIVE ANIMALS	..	..	..	..	..	..	..	..
3	OTHER AGRICULTURAL PRODUCTS	..	..	..	..	..	..	..	..
4	FORESTRY PRODUCTS	..	..	..	..	..	..	..	..
5	FISH LANDINGS	..	..	..	..	..	..	1.3	0.4
6	HUNTING & TRAPPING PRODUCTS	..	..	..	..	..	..	..	..
7	IRON ORES & CONCENTRATES	..	..	..	..	..	..	..	..
8	OTHER METAL ORES & CONCENTRATES	..	..	13.0	..	..	..	..	..
9	COAL	..	..	..	..	..	..	..	..
10	CRUDE MINERAL OILS	4.0	..	..	..	..	..	..	..
11	NATURAL GAS	..	..	..	..	..	..	..	..
12	NON-METALLIC MINERALS	..	2.7	..	..	..	..	..	1.1
13	SERVICES INCIDENTAL TO MINING	..	..	..	..	..	..	..	..
14	MEAT PRODUCTS	..	..	..	..	..	..	..	0.2
15	DAIRY PRODUCTS	..	..	..	..	..	..	..	2.6
16	FISH PRODUCTS	..	0.2	..	..	..	..	..	0.3
17	FRUITS & VEGETABLES PREPARATIONS	..	..	..	..	..	..	..	2.3
18	FEEDS	..	11.0	..	..	..	..	..	8.5
19	FLOUR, WHEAT, MEAL & OTHER CEREALS	..	..	..	..	..	..	..	..
20	BREAKFAST CEREAL & BAKERY PROD.	..	..	..	..	..	..	..	3.8
21	SUGAR	..	..	..	..	..	..	..	..
22	MISC. FOOD PRODUCTS	..	7.0	..	..	..	..	..	3.1
23	SOFT DRINKS	..	..	..	..	..	..	..	..
24	ALCOHOLIC BEVERAGES	..	..	..	..	..	..	..	..
25	TOBACCO PROCESSED UNMANUFACTURED	..	..	..	..	..	..	..	..
26	CIGARETTES & TOBACCO MFG.	..	..	..	..	..	..	..	0.3
27	TIRES & TUBES	..	..	..	..	..	..	..	0.4
28	OTHER RUBBER PRODUCTS	..	..	6.1	..	..	..	..	0.1
29	PLASTIC FABRICATED PRODUCTS	..	..	11.6	..	..	..	..	0.6
30	LEATHER & LEATHER PRODUCTS	..	0.6	2.7	..	..	..	..	3.3
31	YARNS & MAN MADE FIBRES	..	..	..	..	..	..	..	..
32	FABRICS	..	..	..	..	..	..	..	..
33	OTHER TEXTILE PRODUCTS	..	..	3.5	..	..	..	..	6.1
34	HOSIERY & KNITTED WEAR	..	..	..	..	..	..	..	0.1
35	CLOTHING & ACCESSORIES	..	..	6.4	..	..	..	..	2.2
36	LUMBER & TIMBER	..	..	..	..	..	..	..	2.5
37	VENEER & PLYWOOD	..	..	..	..	..	..	..	..
38	OTHER WOOD FABRICATED MATERIALS	..	3.2	0.8	..	..	..	..	5.5
39	FURNITURE & FIXTURES	..	..	2.5	..	..	..	..	2.7
40	PULP	..	..	..	..	..	..	..	..
41	NEWSPRINT & OTHER PAPER STOCK	..	..	1.1	..	..	..	..	2.1
42	PAPER PRODUCTS	..	4.3	69.4	..	..	..	..	4.0
43	PRINTING & PUBLISHING	..	1.0	0.1	..	..	..	..	2.0
44	ADVERTISING, PRINT MEDIA	..	..	..	..	..	..	..	..
45	IRON & STEEL PRODUCTS	..	..	..	..	..	..	..	1.6
46	ALUMINUM PRODUCTS	..	..	..	..	..	..	..	..
47	COPPER & COPPER ALLOY PRODUCTS	..	..	..	..	..	..	..	..
48	NICKEL PRODUCTS	..	0.6	..	..	..	..	..	..
49	OTHER NON FERROUS METAL PRODUCTS	..	8.0	12.7	..	..	..	..	0.4
50	BOILERS, TANKS & PLATES	..	..	..	..	..	..	..	..
51	FABRICATED STRUCTURAL METAL PROD.	..	..	..	..	..	..	..	3.2
52	OTHER METAL FABRICATED PRODUCTS	..	..	7.4	..	..	..	..	5.3
53	AGRICULTURAL MACHINERY	..	..	..	..	..	..	..	2.2
54	OTHER INDUSTRIAL MACHINERY	0.2	5.4	7.2	..	..	..	..	6.4
55	MOTOR VEHICLES	..	..	..	..	..	..	..	0.4
56	MOTOR VEHICLE PARTS	..	..	3.9	..	..	..	..	2.2
57	OTHER TRANSPORT EQUIPMENT	..	..	4.9	..	58.0	..	..	1.6
58	APPLIANCES & RECEIVERS, HOUSEHOLD	..	..	12.9	..	..	..	..	4.2
59	OTHER ELECTRICAL PRODUCTS	..	..	14.6	..	..	97.9	..	5.9
60	CEMENT & CONCRETE PRODUCTS	..	..	..	..	..	..	..	..
61	OTHER NON-METALLIC MINERAL PROD.	..	..	0.7	..	..	..	..	..
62	GASOLINE & FUEL OIL	1844.6	..	..	..	..	..	..	..
63	OTHER PETROLEUM & COAL PROD.	305.5	30.4	..	..	1.9	..	0.1	..
64	INDUSTRIAL CHEMICALS	..	1073.2	4.0	..	..	..	..	0.7
65	FERTILIZERS	..	77.4	..	..	..	..	..	..
66	PHARMACEUTICALS	..	391.8	..	..	..	..	..	0.1
67	OTHER CHEMICAL PRODUCTS	1.5	1110.0	7.2	..	..	..	..	3.9
68	SCIENTIFIC EQUIPMENT	..	0.8	361.4	..	..	..	..	2.0
69	OTHER MANUFACTURED PRODUCTS	10.8	21.2	561.9	..	..	..	..	23.1
70	RESIDENTIAL CONSTRUCTION	..	..	..	4257.4	..	..	..	..
71	NON-RESIDENTIAL CONSTRUCTION	..	..	..	9250.3	..	..	..	..
72	REPAIR CONSTRUCTION	..	..	..	2791.0	..	..	..	..
73	PIPELINE TRANSPORTATION	..	..	..	..	521.8	..	11.9	..
74	TRANSPORTATION & STORAGE	..	..	..	..	7078.5	..	..	..
75	RADIO & TELEVISION BROADCASTING	..	..	..	..	..	359.7	..	..
76	TELEPHONE & TELEGRAPH	..	..	..	..	..	1790.2	..	..
77	POSTAL SERVICES	..	..	..	..	..	481.6	..	..
78	ELECTRIC POWER	..	..	..	..	1.9	..	334.1	..
79	OTHER UTILITIES	..	..	..	..	..	..	25.1	..
80	WHOLESALE MARGINS	7.2	142.2	69.6	..	2.0	..	..	5280.7
81	RETAIL MARGINS	..	..	..	..	9.8	..	33.8	..
82	IMPUTED RENT OWNER OCPD. DWEL.	..	..	..	..	..	..	..	..
83	OTHER FINANCE, INS., REAL ESTATE	38.9	2.7	1.0	69.3	27.7	1.0	6.2	44.7
84	BUSINESS SERVICES	1.3	3.0	2.2	..	11.8	41.0	0.2	..
85	EDUCATION SERVICES	..	..	..	..	..	..	..	..
86	HEALTH SERVICES	..	..	..	..	..	..	..	..
87	AMUSEMENT & RECREATION SERVICES	..	..	..	..	..	11.1	..	..
88	ACCOMMODATION & FOOD SERVICES	0.4	3.3	1.7	..	18.2	..	5.3	..
89	OTHER PERSONAL & MISC. SERVICES	0.1	0.5	43.5	99.4	64.1	6.5	33.7	535.0
90	TRANSPORTATION MARGINS	..	..	..	..	..	..	..	..
91	OPERATING, OFFICE, LAB. & FOOD	..	..	..	..	..	..	..	..
92	TRAVEL, ADVERTISING & PROMOTION	..	..	..	..	..	..	..	..
	<b>TOTAL</b>	<b>2218.6</b>	<b>2960.7</b>	<b>1242.1</b>	<b>16487.4</b>	<b>7795.9</b>	<b>2788.9</b>	<b>1456.5</b>	<b>5977.8</b>

NOTE: DETAIL MAY NOT ADD DUE TO ROUNDING AND SUPPRESSION OF CONFIDENTIAL COMMODITIES.

TABLE 4. MAKE (OUTPUT) MATRIX (AGGREGATION - M), 1971 (MILLIONS OF 1971 DOLLARS) - CONTINUED

NO.	COMMODITY AGGREGATION - M	RETAIL TRADE	OWNER OCCUPIED DWELLINGS	FINANCE, INS. & REAL EST.	EDUCATION & HEALTH SERVICES	AMUSEMENT RECREATION SERVICES	SERVICE TO BUSINESS MANAGEMENT	ACCOMMODATION, FOOD SERVICES	PERSONAL & MISC. SERVICES
1	GRAINS.....	..	..	..	..	..	..	..	..
2	LIVE ANIMALS.....	..	..	..	..	..	..	..	..
3	OTHER AGRICULTURAL PRODUCTS.....	3.9	..	..	..	..	..	..	..
4	FORESTRY PRODUCTS.....	..	..	..	..	..	..	..	..
5	FISH LANDINGS.....	..	..	..	..	..	..	..	..
6	HUNTING & TRAPPING PRODUCTS.....	..	..	..	..	..	..	..	..
7	IRON ORES & CONCENTRATES.....	..	..	..	..	..	..	..	..
8	OTHER METAL ORES & CONCENTRATES.....	..	..	..	..	..	..	..	..
9	COAL.....	..	..	..	..	..	..	..	..
10	CRUDE MINERAL OILS.....	..	..	..	..	..	..	..	..
11	NATURAL GAS.....	..	..	..	..	..	..	..	..
12	NON-METALLIC MINERALS.....	..	..	..	..	..	..	..	..
13	SERVICES INCIDENTAL TO MINING.....	..	..	..	..	..	..	..	..
14	MEAT PRODUCTS.....	184.0	..	..	..	..	..	..	..
15	DAIRY PRODUCTS.....	..	..	..	..	..	..	..	..
16	FISH PRODUCTS.....	..	..	..	..	..	..	..	..
17	FRUITS & VEGETABLES PREPARATIONS.....	..	..	..	..	..	..	..	..
18	FEEDS.....	..	..	..	..	..	..	..	..
19	FLOUR,WHEAT,MEAL & OTHER CEREALS.....	..	..	..	..	..	..	..	..
20	BREAKFAST CEREAL & BAKERY PROD.....	..	..	..	..	..	..	..	..
21	SUGAR.....	..	..	..	..	..	..	..	..
22	MISC. FOOD PRODUCTS.....	3.8	..	..	..	..	..	..	..
23	SOFT DRINKS.....	..	..	..	..	..	..	..	..
24	ALCOHOLIC BEVERAGES.....	..	..	..	..	..	..	..	..
25	TOBACCO PROCESSED UNMANUFACTURED.....	..	..	..	..	..	..	..	..
26	CIGARETTES & TOBACCO MFG.....	..	..	..	..	..	..	..	..
27	TIRES & TUBES.....	..	..	..	..	..	..	..	..
28	OTHER RUBBER PRODUCTS.....	..	..	..	..	..	..	..	..
29	PLASTIC FABRICATED PRODUCTS.....	..	..	..	..	..	..	..	..
30	LEATHER & LEATHER PRODUCTS.....	..	..	..	..	..	..	..	..
31	YARNS & MAN MADE FIBRES.....	..	..	..	..	..	..	..	..
32	FABRICS.....	..	..	..	..	..	..	..	..
33	OTHER TEXTILE PRODUCTS.....	2.5	..	..	..	..	..	..	..
34	HOSIERY & KNITTED WEAR.....	..	..	..	..	..	..	..	..
35	CLOTHING & ACCESSORIES.....	0.5	..	..	..	..	..	..	..
36	LUMBER & TIMBER.....	..	..	..	..	..	..	..	..
37	VENEER & PLYWOOD.....	..	..	..	..	..	..	..	..
38	OTHER WOOD FABRICATED MATERIALS.....	..	..	..	..	..	..	..	..
39	FURNITURE & FIXTURES.....	..	..	..	..	..	..	..	..
40	PULP.....	..	..	..	..	..	..	..	..
41	NEWSPRINT & OTHER PAPER STOCK.....	..	..	..	..	..	..	..	..
42	PAPER PRODUCTS.....	..	..	..	..	..	..	..	..
43	PRINTING & PUBLISHING.....	..	..	..	..	..	..	..	..
44	ADVERTISING,PRINT MEDIA.....	..	..	..	..	..	..	..	..
45	IRON & STEEL PRODUCTS.....	..	..	..	..	..	..	..	..
46	ALUMINUM PRODUCTS.....	..	..	..	..	..	..	..	..
47	COPPER & COPPER ALLOY PRODUCTS.....	..	..	..	..	..	..	..	..
48	NICKEL PRODUCTS.....	..	..	..	..	..	..	..	..
49	OTHER NON FERROUS METAL PRODUCTS.....	..	..	..	..	..	..	..	..
50	BOILERS, TANKS & PLATES.....	..	..	..	..	..	..	..	..
51	FABRICATED STRUCTURAL METAL PROD.....	..	..	..	..	..	..	..	..
52	OTHER METAL FABRICATED PRODUCTS.....	..	..	..	..	..	..	..	..
53	AGRICULTURAL MACHINERY.....	..	..	..	..	..	..	..	..
54	OTHER INDUSTRIAL MACHINERY.....	..	..	..	..	..	..	..	..
55	MOTOR VEHICLES.....	..	..	..	..	..	..	..	..
56	MOTOR VEHICLE PARTS.....	..	..	..	..	..	..	..	..
57	OTHER TRANSPORT EQUIPMENT.....	..	..	..	..	..	..	..	..
58	APPLIANCES & RECEIVERS,HOUSEHOLD.....	..	..	..	..	..	..	..	..
59	OTHER ELECTRICAL PRODUCTS.....	..	..	..	..	..	..	..	..
60	CEMENT & CONCRETE PRODUCTS.....	..	..	..	..	..	..	..	..
61	OTHER NON-METALLIC MINERAL PROD.....	..	..	..	..	..	..	..	..
62	GASOLINE & FUEL OIL.....	..	..	..	..	..	..	..	..
63	OTHER PETROLEUM & COAL PROD.....	..	..	..	..	..	..	..	..
64	INDUSTRIAL CHEMICALS.....	..	..	..	..	..	..	..	..
65	FERTILIZERS.....	..	..	..	..	..	..	..	..
66	PHARMACEUTICALS.....	..	..	..	..	..	..	..	..
67	OTHER CHEMICAL PRODUCTS.....	..	..	..	..	..	..	..	..
68	SCIENTIFIC EQUIPMENT.....	..	..	..	..	..	..	..	..
69	OTHER MANUFACTURED PRODUCTS.....	..	..	..	..	..	..	..	..
70	RESIDENTIAL CONSTRUCTION.....	..	..	..	..	..	..	..	..
71	NON-RESIDENTIAL CONSTRUCTION.....	..	..	..	..	..	..	..	..
72	REPAIR CONSTRUCTION.....	..	..	..	..	..	..	..	..
73	PIPELINE TRANSPORTATION.....	..	..	..	..	..	..	..	..
74	TRANSPORTATION & STORAGE.....	8.8	..	0.3	..	..	..	..	..
75	RADIO & TELEVISION BROADCASTING.....	..	..	..	..	..	..	..	..
76	TELEPHONE & TELEGRAPH.....	..	..	..	..	..	..	..	..
77	POSTAL SERVICES.....	..	..	..	..	..	..	..	..
78	ELECTRIC POWER.....	..	..	..	..	..	..	..	..
79	OTHER UTILITIES.....	..	..	0.1	..	..	..	..	7.4
80	WHOLESALE MARGINS.....	..	..	..	..	..	37.4	..	..
81	RETAIL MARGINS.....	6725.7	..	..	..	9.9	7.7	30.3	6.3
82	IMPUTED RENT OWNER OCPD DWEL.....	..	5560.3	..	..	..	..	..	..
83	OTHER FINANCE,INS,REAL ESTATE.....	53.7	..	10332.3	0.7	9.0	24.6	39.8	4.2
84	BUSINESS SERVICES.....	..	..	15.5	..	0.2	2738.2	..	..
85	EDUCATION SERVICES.....	..	..	..	263.6	..	..	..	..
86	HEALTH SERVICES.....	..	..	..	1896.9	..	..	..	..
87	AMUSEMENT & RECREATION SERVICES.....	..	..	..	..	721.3	5.0	1.0	..
88	ACCOMMODATION & FOOD SERVICES.....	126.9	..	0.5	..	43.1	0.2	3642.7	0.3
89	OTHER PERSONAL & MISC. SERVICES.....	1192.8	..	136.0	..	..	529.5	23.0	1192.7
90	TRANSPORTATION MARGINS.....	..	..	..	..	..	..	..	..
91	OPERATING, OFFICE, LAB. & FOOD.....	..	..	..	..	..	..	..	..
92	TRAVEL, ADVERTISING & PROMOTION.....	..	..	..	..	..	..	..	..
	<b>TOTAL.....</b>	<b>8302.7</b>	<b>5560.3</b>	<b>10484.7</b>	<b>2161.2</b>	<b>783.6</b>	<b>3342.6</b>	<b>3736.8</b>	<b>1210.9</b>

NOTE: DETAIL MAY NOT ADD DUE TO ROUNDING AND SUPPRESSION OF CONFIDENTIAL COMMODITIES.

TABLE 4. MAKE (OUTPUT) MATRIX (AGGREGATION - M), 1971 (MILLIONS OF 1971 DOLLARS) - CONCLUDED

NO.	COMMODITY AGGREGATION - M	TRANS MARGINS	OPERATING OFFICE LAB & FOOD	TRAVEL PROMOTION, ADVTG.	TOTAL INDUSTRIES
1	GRAINS.....	--	--	--	1074.2
2	LIVE ANIMALS.....	--	--	--	1807.0
3	OTHER AGRICULTURAL PRODUCTS.....	--	--	--	1954.5
4	FORESTRY PRODUCTS.....	--	--	--	1373.8
5	FISH LANDINGS.....	--	--	--	203.6
6	HUNTING & TRAPPING PRODUCTS.....	--	--	--	12.4
7	IRON ORES & CONCENTRATES.....	--	--	--	502.5
8	OTHER METAL ORES & CONCENTRATES.....	--	--	--	1703.0
9	COAL.....	--	--	--	99.9
10	CRUDE MINERAL OILS.....	--	--	--	1498.1
11	NATURAL GAS.....	--	--	--	318.8
12	NON-METALLIC MINERALS.....	--	--	--	505.4
13	SERVICES INCIDENTAL TO MINING.....	--	--	--	439.0
14	MEAT PRODUCTS.....	--	--	--	2776.8
15	DAIRY PRODUCTS.....	--	--	--	1444.6
16	FISH PRODUCTS.....	--	--	--	375.9
17	FRUITS & VEGETABLES PREPARATIONS.....	--	--	--	613.0
18	FEEDS.....	--	--	--	755.7
19	FLOUR,WHEAT,MEAL & OTHER CEREALS.....	--	--	--	214.1
20	BREAKFAST CEREAL & BAKERY PROD.....	--	--	--	735.2
21	SUGAR.....	--	--	--	216.0
22	MISC. FOOD PRODUCTS.....	--	--	--	1023.0
23	SOFT DRINKS.....	--	--	--	389.2
24	ALCOHOLIC BEVERAGES.....	--	--	--	871.1
25	TOBACCO PROCESSED UNMANUFACTURED.....	--	--	--	161.2
26	CIGARETTES & TOBACCO MFG.....	--	--	--	403.4
27	TIRES & TUBES.....	--	--	--	371.5
28	OTHER RUBBER PRODUCTS.....	--	--	--	212.4
29	PLASTIC FABRICATED PRODUCTS.....	--	--	--	404.3
30	LEATHER & LEATHER PRODUCTS.....	--	--	--	411.2
31	YARNS & MAN MADE FIBRES.....	--	--	--	372.1
32	FABRICS.....	--	--	--	671.9
33	OTHER TEXTILE PRODUCTS.....	--	--	--	608.4
34	HOSIERY & KNITTED WEAR.....	--	--	--	422.9
35	CLOTHING & ACCESSORIES.....	--	--	--	1440.5
36	LUMBER & TIMBER.....	--	--	--	1213.1
37	VENEER & PLYWOOD.....	--	--	--	302.0
38	OTHER WOOD FABRICATED MATERIALS.....	--	--	--	826.4
39	FURNITURE & FIXTURES.....	--	--	--	768.1
40	PULP.....	--	--	--	875.1
41	NEWSPRINT & OTHER PAPER STOCK.....	--	--	--	1957.1
42	PAPER PRODUCTS.....	--	--	--	1307.5
43	PRINTING & PUBLISHING.....	--	--	--	1147.8
44	ADVERTISING,PRINT MEDIA.....	--	--	--	495.9
45	IRON & STEEL PRODUCTS.....	--	--	--	2196.4
46	ALUMINUM PRODUCTS.....	--	--	--	734.9
47	COPPER & COPPER ALLOY PRODUCTS.....	--	--	--	849.1
48	NICKEL PRODUCTS.....	--	--	--	617.9
49	OTHER NON FERROUS METAL PRODUCTS.....	--	--	--	497.7
50	BOILERS, TANKS & PLATES.....	--	--	--	313.2
51	FABRICATED STRUCTURAL METAL PROD.....	--	--	--	861.8
52	OTHER METAL FABRICATED PRODUCTS.....	--	--	--	2218.9
53	AGRICULTURAL MACHINERY.....	--	--	--	224.4
54	OTHER INDUSTRIAL MACHINERY.....	--	--	--	1810.6
55	MOTOR VEHICLES.....	--	--	--	3876.6
56	MOTOR VEHICLE PARTS.....	--	--	--	2082.5
57	OTHER TRANSPORT EQUIPMENT.....	--	--	--	1249.7
58	APPLIANCES & RECEIVERS,HOUSEHOLD.....	--	--	--	761.3
59	OTHER ELECTRICAL PRODUCTS.....	--	--	--	2332.1
60	CEMENT & CONCRETE PRODUCTS.....	--	--	--	776.1
61	OTHER NON-METALLIC MINERAL PROD.....	--	--	--	716.2
62	GASOLINE & FUEL OIL.....	--	--	--	1845.4
63	OTHER PETROLEUM & COAL PROD.....	--	--	--	416.7
64	INDUSTRIAL CHEMICALS.....	--	--	--	1165.7
65	FERTILIZERS.....	--	--	--	203.7
66	PHARMACEUTICALS.....	--	--	--	400.5
67	OTHER CHEMICAL PRODUCTS.....	--	--	--	1233.8
68	SCIENTIFIC EQUIPMENT.....	--	--	--	411.9
69	OTHER MANUFACTURED PRODUCTS.....	--	--	--	734.8
70	RESIDENTIAL CONSTRUCTION.....	--	--	--	4257.4
71	NON-RESIDENTIAL CONSTRUCTION.....	--	--	--	9250.3
72	REPAIR CONSTRUCTION.....	--	--	--	2791.0
73	PIPELINE TRANSPORTATION.....	--	--	--	534.7
74	TRANSPORTATION & STORAGE.....	--	--	--	7091.0
75	RADIO & TELEVISION BROADCASTING.....	--	--	--	359.7
76	TELEPHONE & TELEGRAPH.....	--	--	--	1790.2
77	POSTAL SERVICES.....	--	--	--	481.6
78	ELECTRIC POWER.....	--	--	--	2017.3
79	OTHER UTILITIES.....	--	--	--	386.1
80	WHOLESALE MARGINS.....	--	--	--	6620.0
81	RETAIL MARGINS.....	--	--	--	6812.9
82	IMPUTED RENT OWNER OCPD. DWEL.....	--	--	--	5560.3
83	OTHER FINANCE,INS.,REAL ESTATE.....	--	--	--	10764.6
84	BUSINESS SERVICES.....	--	--	--	2856.1
85	EDUCATION SERVICES.....	--	--	--	263.6
86	HEALTH SERVICES.....	--	--	--	1896.9
87	AMUSEMENT & RECREATION SERVICES.....	--	--	--	738.4
88	ACCOMMODATION & FOOD SERVICES.....	--	--	--	3897.2
89	OTHER PERSONAL & MISC. SERVICES.....	--	--	--	4045.5
90	TRANSPORTATION MARGINS.....	3307.9	--	--	3307.9
91	OPERATING, OFFICE, LAB & FOOD.....	--	6561.8	--	6561.8
92	TRAVEL, ADVERTISING & PROMOTION.....	--	--	3096.4	3096.4
	<b>TOTAL.....</b>	<b>3307.9</b>	<b>6561.8</b>	<b>3096.4</b>	<b>149193.1</b>

NOTE: DETAIL MAY NOT ADD DUE TO ROUNDING AND SUPPRESSION OF CONFIDENTIAL COMMODITIES.

TABLE 5. USE (INPUT) MATRIX (AGGREGATION - M), 1971 (MILLIONS OF 1971 DOLLARS)

NO.	COMMODITY AGGREGATION - M	AGRICUL- TURE	FORES- TRY	FISHING, HUNTING & TRAPPING	METAL MINES	MINERAL FUELS	NON-METAL MINES & QUARRIES	SERVICES INCIDENTAL TO MINING	FOOD & BEVERAGE INDUSTRIES
1	GRAINS	28.1	--	--	--	--	--	--	341.6
2	LIVE ANIMALS	75.5	--	--	--	--	--	--	1379.1
3	OTHER AGRICULTURAL PRODUCTS	146.8	--	--	--	--	--	--	922.9
4	FORESTRY PRODUCTS	0.4	138.3	--	--	--	--	--	0.3
5	FISH LANDINGS	--	--	1.9	--	--	--	--	162.6
6	HUNTING & TRAPPING PRODUCTS	--	--	--	--	--	--	--	0.1
7	IRON ORES & CONCENTRATES	--	--	--	0.1	--	--	--	--
8	OTHER METAL, ORES & CONCENTRATES	--	--	--	7.5	--	--	--	--
9	COAL	1.3	--	--	0.6	--	0.2	--	0.7
10	CRUDE MINERAL OILS	--	--	--	--	--	--	--	--
11	NATURAL GAS	1.4	--	--	2.1	2.8	1.9	--	5.6
12	NON-METALLIC MINERALS	4.2	--	0.5	15.2	0.5	2.2	2.6	7.3
13	SERVICES INCIDENTAL TO MINING	--	--	--	130.3	98.9	7.5	--	--
14	MEAT PRODUCTS	2.9	--	--	--	--	--	--	495.1
15	DAIRY PRODUCTS	--	--	--	--	--	--	--	218.9
16	FISH PRODUCTS	--	--	--	--	--	--	--	26.9
17	FRUITS & VEGETABLES PREPARATIONS	--	--	--	--	--	--	--	69.0
18	FEEDS	504.2	--	--	--	--	--	--	156.5
19	FLOUR,WHEAT,MEAL & OTHER CEREALS	--	--	--	--	--	--	--	123.6
20	BREAKFAST CEREAL & BAKERY PROD.	--	--	--	--	--	--	--	2.4
21	SUGAR	--	--	--	--	--	--	--	120.7
22	MISC. FOOD PRODUCTS	--	--	--	--	--	--	--	267.1
23	SOFT DRINKS	--	--	--	--	--	--	--	34.5
24	ALCOHOLIC BEVERAGES	--	--	--	--	--	--	--	27.1
25	TOBACCO PROCESSED UNMANUFACTURED	--	--	--	--	--	--	--	--
26	CIGARETTES & TOBACCO MFG.	--	--	--	--	--	--	--	--
27	TIRES & TUBES	9.9	--	--	--	--	--	--	--
28	OTHER RUBBER PRODUCTS	--	--	--	--	--	--	--	--
29	PLASTIC FABRICATED PRODUCTS	--	--	--	--	--	2.4	--	47.9
30	LEATHER & LEATHER PRODUCTS	--	--	--	--	--	--	--	--
31	YARNS & MAN MADE FIBRES	--	--	0.3	--	--	--	--	0.2
32	FABRICS	--	--	--	--	--	--	--	1.1
33	OTHER TEXTILE PRODUCTS	15.3	2.8	5.5	0.6	--	3.1	--	12.6
34	HOSIERY & KNITTED WEAR	--	--	--	--	--	--	--	--
35	CLOTHING & ACCESSORIES	--	--	--	--	--	--	--	--
36	LUMBER & TIMBER	0.1	--	2.0	--	0.1	0.3	--	--
37	VENEER & PLYWOOD	--	--	--	--	--	--	--	--
38	OTHER WOOD FABRICATED MATERIALS	2.9	--	--	--	--	0.8	--	9.8
39	FURNITURE & FIXTURES	--	--	--	--	--	--	--	--
40	PULP	--	--	--	--	--	--	--	--
41	NEWSPRINT & OTHER PAPER STOCK	--	--	--	--	--	--	--	18.7
42	PAPER PRODUCTS	3.5	--	--	0.2	--	7.0	--	287.8
43	PRINTING & PUBLISHING	--	--	--	--	--	0.2	--	21.8
44	ADVERTISING,PRINT MEDIA	--	--	--	--	--	--	--	--
45	IRON & STEEL PRODUCTS	--	--	--	25.7	4.0	1.0	18.5	1.2
46	ALUMINUM PRODUCTS	--	--	--	--	--	--	--	--
47	COPPER & COPPER ALLOY PRODUCTS	--	--	--	--	--	--	--	--
48	NICKEL PRODUCTS	--	--	--	--	--	--	--	--
49	OTHER NON FERROUS METAL PRODUCTS	--	--	--	1.0	0.1	--	--	--
50	BOILERS, TANKS & PLATES	--	--	--	--	--	--	--	--
51	FABRICATED STRUCTURAL METAL PROD.	--	--	--	2.2	0.5	--	--	--
52	OTHER METAL FABRICATED PRODUCTS	24.1	10.2	0.9	3.1	1.4	--	--	176.4
53	AGRICULTURAL MACHINERY	42.7	--	--	--	--	--	--	--
54	OTHER INDUSTRIAL MACHINERY	--	6.8	2.6	23.0	14.0	6.2	11.1	--
55	MOTOR VEHICLES	--	--	--	--	--	--	--	--
56	MOTOR VEHICLE PARTS	--	--	--	--	--	--	--	--
57	OTHER TRANSPORT EQUIPMENT	1.0	3.8	13.4	5.4	0.6	--	--	--
58	APPLIANCES & RECEIVERS,HOUSEHOLD	--	--	--	--	--	--	--	--
59	OTHER ELECTRICAL PRODUCTS	--	--	5.4	--	--	--	5.2	--
60	CEMENT & CONCRETE PRODUCTS	--	--	--	--	--	0.1	3.4	--
61	OTHER NON-METALLIC MINERAL PROD.	0.2	0.1	0.3	5.6	--	0.3	1.7	107.3
62	GASOLINE & FUEL OIL	158.9	26.9	9.5	22.8	5.9	11.0	10.0	28.3
63	OTHER PETROLEUM & COAL PROD.	31.3	1.0	1.8	3.6	2.2	2.6	1.9	8.3
64	INDUSTRIAL CHEMICALS	51.4	0.3	0.2	16.3	7.0	2.3	0.2	30.9
65	FERTILIZERS	65.0	--	--	--	--	--	--	0.1
66	PHARMACEUTICALS	14.1	--	--	--	--	--	--	13.2
67	OTHER CHEMICAL PRODUCTS	51.4	1.5	0.1	31.7	1.6	8.8	1.6	57.2
68	SCIENTIFIC EQUIPMENT	--	--	--	--	--	--	--	--
69	OTHER MANUFACTURED PRODUCTS	--	--	2.9	--	--	--	--	1.5
70	RESIDENTIAL CONSTRUCTION	--	--	--	--	--	--	--	--
71	NON-RESIDENTIAL CONSTRUCTION	--	--	--	--	--	--	--	--
72	REPAIR CONSTRUCTION	89.9	16.3	0.4	38.9	103.8	6.8	0.1	20.5
73	PIPELINE TRANSPORTATION	2.4	--	--	2.2	--	2.0	--	6.2
74	TRANSPORTATION & STORAGE	14.6	156.1	2.2	19.2	3.9	5.5	14.3	65.5
75	RADIO & TELEVISION BROADCASTING	--	--	--	--	--	--	--	--
76	TELEPHONE & TELEGRAPH	25.6	2.7	0.4	3.3	3.6	1.3	1.9	25.1
77	POSTAL SERVICES	2.1	0.3	--	0.3	0.8	0.2	0.1	4.5
78	ELECTRIC POWER	65.6	0.9	0.2	56.7	27.2	14.3	5.4	35.8
79	OTHER UTILITIES	3.9	--	--	2.0	1.4	1.4	--	11.9
80	WHOLESALE MARGINS	137.0	10.3	5.3	27.0	8.7	8.2	9.5	227.6
81	RETAIL MARGINS	36.1	1.1	1.2	0.8	0.4	0.6	1.0	3.6
82	IMPUTED RENT OWNER OCPD. DWEL.	--	--	--	--	--	--	--	--
83	OTHER FINANCE,INS.REAL ESTATE	140.9	95.7	3.3	51.2	359.4	11.2	13.8	91.2
84	BUSINESS SERVICES	8.7	5.1	0.4	41.5	120.0	6.9	8.3	49.2
85	EDUCATION SERVICES	--	--	--	--	--	--	--	--
86	HEALTH SERVICES	--	--	--	--	--	--	--	--
87	AMUSEMENT & RECREATION SERVICES	--	--	--	--	--	--	--	--
88	ACCOMMODATION & FOOD SERVICES	--	--	--	--	--	--	--	--
89	OTHER PERSONAL & MISC. SERVICES	7.6	47.3	2.8	8.4	2.8	8.0	6.7	44.2
90	TRANSPORTATION MARGINS	60.5	2.8	2.0	13.8	2.3	3.3	3.9	221.6
91	OPERATING, OFFICE, LAB. & FOOD	213.2	146.9	2.2	243.7	60.1	71.6	62.4	187.1
92	TRAVEL, ADVERTISING & PROMOTION	0.5	5.0	--	4.9	12.1	3.4	11.0	322.5
93	NON-COMPETING IMPORTS	--	--	--	--	--	--	--	205.0
94	UNALLOCATED IMPORTS & EXPORTS	--	--	--	--	--	--	--	--
95	INDIRECT TAXES	270.6	36.7	6.0	34.5	92.6	12.2	8.1	95.3
96	SUBSIDIES	-170.6	-0.7	-1.1	-13.0	-2.2	--	--	-24.1
	GDP AT FACTOR COST	2783.9	619.9	147.1	1296.7	1092.4	387.2	196.8	2656.7
	TOTAL	4929.2	1338.1	219.8	2129.2	2031.1	602.3	401.4	9427.3

NOTE: DETAIL MAY NOT ADD DUE TO ROUNDING.

TABLE 5. USE (INPUT) MATRIX (AGGREGATION - M), 1971 (MILLIONS OF 1971 DOLLARS) - CONTINUED

NO	COMMODITY AGGREGATION - M	TOBACCO PRODUCTS INDUSTRIES	RUBBER & PLASTIC PROD. IND.	LEATHER INDUSTRIES	TEXTILE INDUSTRIES	KNITTING MILLS	CLOTHING INDUSTRIES	WOOD	FURNITURE, FIXTURE INDUSTRIES
1	GRAINS.....	--	--	--	--	--	--	--	--
2	LIVE ANIMALS.....	--	--	--	--	--	--	--	--
3	OTHER AGRICULTURAL PRODUCTS.....	135.1	--	--	0.6	--	12.1	0.2	--
4	FORESTRY PRODUCTS.....	--	--	--	--	--	--	717.2	2.1
5	FISH LANDINGS.....	--	--	--	--	--	--	--	--
6	HUNTING & TRAPPING PRODUCTS.....	--	--	0.2	--	--	15.3	--	--
7	IRON ORES & CONCENTRATES.....	--	--	--	--	--	--	--	--
8	OTHER METAL ORES & CONCENTRATES.....	--	--	--	--	--	--	--	--
9	COAL.....	--	0.1	0.1	0.1	0.1	--	0.1	0.2
10	CRUDE MINERAL OILS.....	--	--	--	--	--	--	--	--
11	NATURAL GAS.....	0.1	0.8	0.1	1.1	0.2	--	1.5	0.5
12	NON-METALLIC MINERALS.....	--	1.7	0.1	0.5	--	--	--	--
13	SERVICES INCIDENTAL TO MINING.....	--	--	--	--	--	--	--	--
14	MEAT PRODUCTS.....	1.6	0.4	22.4	--	--	--	--	--
15	DAIRY PRODUCTS.....	--	--	--	--	--	--	--	--
16	FISH PRODUCTS.....	--	--	0.4	--	--	--	--	--
17	FRUITS & VEGETABLES PREPARATIONS.....	--	--	--	--	--	--	--	--
18	FEEDS.....	--	--	--	--	--	--	--	--
19	FLOUR,WHEAT,MEAL & OTHER CEREALS.....	--	--	--	0.7	--	--	0.2	--
20	BREAKFAST CEREAL & BAKERY PROD.....	--	--	--	--	--	--	--	--
21	SUGAR.....	--	--	0.1	--	--	--	--	--
22	MISC. FOOD PRODUCTS.....	0.9	--	--	--	--	--	--	--
23	SOFT DRINKS.....	--	--	--	--	--	--	--	--
24	ALCOHOLIC BEVERAGES.....	--	--	--	--	--	--	--	--
25	TOBACCO PROCESSED UNMANUFACTURED.....	123.2	--	--	--	--	--	--	--
26	CIGARETTES & TOBACCO MFG.....	1.5	--	--	--	--	--	--	--
27	TIRES & TUBES.....	--	2.0	--	--	--	--	--	--
28	OTHER RUBBER PRODUCTS.....	--	7.1	28.0	8.2	1.1	0.9	--	13.0
29	PLASTIC FABRICATED PRODUCTS.....	0.3	6.0	13.3	14.5	--	1.0	4.6	14.6
30	LEATHER & LEATHER PRODUCTS.....	--	2.6	71.0	0.9	0.5	28.3	--	0.8
31	YARNS & MAN MADE FIBRES.....	2.4	5.8	0.1	283.7	162.5	6.2	--	0.1
32	FABRICS.....	--	73.1	9.1	178.6	13.6	475.4	2.1	57.1
33	OTHER TEXTILE PRODUCTS.....	--	1.5	2.2	50.7	11.3	29.9	0.4	11.8
34	HOSIERY & KNITTED WEAR.....	--	--	--	--	2.1	--	--	--
35	CLOTHING & ACCESSORIES.....	--	0.6	1.7	30.1	22.8	108.5	--	--
36	LUMBER & TIMBER.....	--	--	0.3	--	--	--	138.3	27.7
37	VENEER & PLYWOOD.....	--	--	0.6	--	--	--	68.6	16.4
38	OTHER WOOD FABRICATED MATERIALS.....	1.0	2.0	0.6	1.1	--	--	76.5	19.5
39	FURNITURE & FIXTURES.....	--	--	--	0.2	--	--	--	22.6
40	PULP.....	--	--	--	10.2	--	--	--	--
41	NEWSPRINT & OTHER PAPER STOCK.....	3.3	16.0	0.2	3.6	0.9	1.3	4.8	5.0
42	PAPER PRODUCTS.....	38.6	15.1	6.1	16.2	5.4	9.0	3.6	13.2
43	PRINTING & PUBLISHING.....	0.9	0.8	0.3	1.4	0.8	--	--	0.8
44	ADVERTISING,PRINT MEDIA.....	--	--	--	--	--	--	--	--
45	IRON & STEEL PRODUCTS.....	--	0.1	0.3	0.2	--	--	0.3	26.7
46	ALUMINUM PRODUCTS.....	--	--	--	--	--	--	4.6	1.1
47	COPPER & COPPER ALLOY PRODUCTS.....	--	--	--	--	--	--	--	--
48	NICKEL PRODUCTS.....	--	--	--	--	--	--	--	--
49	OTHER NON FERROUS METAL PRODUCTS.....	--	3.2	--	2.0	--	--	--	0.8
50	BOILERS, TANKS & PLATES.....	--	--	--	--	--	--	--	--
51	FABRICATED STRUCTURAL METAL PROD.....	--	0.1	--	0.3	--	0.2	3.0	0.2
52	OTHER METAL FABRICATED PRODUCTS.....	1.9	11.5	5.5	9.4	--	--	21.7	49.3
53	AGRICULTURAL MACHINERY.....	--	--	--	--	--	--	--	--
54	OTHER INDUSTRIAL MACHINERY.....	--	0.5	--	0.9	--	0.2	0.1	--
55	MOTOR VEHICLES.....	--	--	--	--	--	--	--	--
56	MOTOR VEHICLE PARTS.....	--	2.8	--	1.4	--	--	--	--
57	OTHER TRANSPORT EQUIPMENT.....	--	0.6	--	--	--	--	--	--
58	APPLIANCES & RECEIVERS,HOUSEHOLD.....	--	--	--	--	--	--	--	--
59	OTHER ELECTRICAL PRODUCTS.....	--	--	--	--	--	--	0.8	2.4
60	CEMENT & CONCRETE PRODUCTS.....	--	--	--	--	--	--	--	--
61	OTHER NON-METALLIC MINERAL PROD.....	--	4.2	0.1	1.2	--	--	11.6	5.1
62	GASOLINE & FUEL OIL.....	0.5	3.4	0.7	6.8	0.8	0.6	6.8	1.2
63	OTHER PETROLEUM & COAL PROD.....	0.1	1.7	0.2	1.1	--	0.2	5.9	0.3
64	INDUSTRIAL CHEMICALS.....	2.6	262.9	3.8	72.5	0.7	0.9	11.4	0.7
65	FERTILIZERS.....	--	--	--	--	--	--	--	--
66	PHARMACEUTICALS.....	--	--	--	--	--	--	--	--
67	OTHER CHEMICAL PRODUCTS.....	--	14.1	7.0	35.5	5.1	1.4	13.4	12.3
68	SCIENTIFIC EQUIPMENT.....	--	0.4	--	--	--	--	--	--
69	OTHER MANUFACTURED PRODUCTS.....	--	3.9	7.5	61.5	1.5	27.3	3.8	16.7
70	RESIDENTIAL CONSTRUCTION.....	--	--	--	--	--	--	--	--
71	NON-RESIDENTIAL CONSTRUCTION.....	--	--	--	--	--	--	--	--
72	REPAIR CONSTRUCTION.....	3.0	3.3	1.0	5.4	0.5	1.1	8.1	1.9
73	PIPELINE TRANSPORTATION.....	0.1	0.6	0.1	1.1	0.1	--	1.3	0.4
74	TRANSPORTATION & STORAGE.....	0.7	1.0	0.5	1.8	0.3	1.8	3.0	0.9
75	RADIO & TELEVISION BROADCASTING.....	--	--	--	--	--	--	--	--
76	TELEPHONE & TELEGRAPH.....	1.0	5.8	1.7	6.3	1.4	5.0	8.7	3.5
77	POSTAL SERVICES.....	0.2	1.3	0.6	1.4	0.6	2.5	1.1	1.1
78	ELECTRIC POWER.....	1.3	10.0	1.6	13.0	1.8	3.0	21.9	3.7
79	OTHER UTILITIES.....	0.2	1.0	0.1	1.8	0.3	0.3	2.9	2.0
80	WHOLESALE MARGINS.....	5.9	26.9	13.1	47.2	12.1	60.7	51.6	37.2
81	RETAIL MARGINS.....	--	0.2	--	0.2	--	0.1	0.9	0.2
82	IMPUTED RENT OWNER OCPD DWEL.....	--	--	--	--	--	--	--	--
83	OTHER FINANCE,INS.,REAL ESTATE.....	8.7	26.4	10.8	23.9	9.2	35.5	46.7	18.4
84	BUSINESS SERVICES.....	3.4	14.8	3.2	13.0	2.1	8.9	10.6	5.9
85	EDUCATION SERVICES.....	--	--	--	--	--	--	--	--
86	HEALTH SERVICES.....	--	--	--	--	--	--	--	--
87	AMUSEMENT & RECREATION SERVICES.....	--	--	--	--	--	--	--	--
88	ACCOMMODATION & FOOD SERVICES.....	--	--	--	--	--	--	--	--
89	OTHER PERSONAL & MISC. SERVICES.....	1.0	4.8	6.1	4.5	1.3	3.0	17.7	2.6
90	TRANSPORTATION MARGINS.....	5.0	18.6	4.7	23.3	4.0	8.3	60.3	12.9
91	OPERATING, OFFICE, LAB. & FOOD.....	7.5	36.0	12.5	54.4	9.5	15.7	136.2	17.1
92	TRAVEL, ADVERTISING & PROMOTION.....	34.6	41.8	12.9	33.2	7.9	29.2	17.6	18.2
93	NON-COMPETING IMPORTS.....	--	17.5	0.1	41.5	--	--	--	--
94	UNALLOCATED IMPORTS & EXPORTS.....	--	--	--	--	--	--	--	--
95	INDIRECT TAXES.....	3.8	13.6	4.1	20.0	3.4	6.9	32.1	9.7
96	SUBSIDIES.....	--	-0.5	--	-0.5	-0.1	-0.1	-0.5	-0.1
	GDP AT FACTOR COST.....	181.7	544.3	174.2	649.3	178.2	606.3	826.5	348.4
	TOTAL.....	569.9	1212.6	429.2	1738.1	462.3	1507.0	2348.5	806.1

NOTE: DETAIL MAY NOT ADD DUE TO ROUNDING.

TABLE 5. USE (INPUT) MATRIX (AGGREGATION - M), 1971 (MILLIONS OF 1971 DOLLARS) - CONTINUED

NO.	COMMODITY AGGREGATION - M	PAPER & ALLIED INDUSTRIES	PRINTING & PUBLISHING	PRIMARY METAL INDUSTRIES	METAL FABRICATING INDUSTRIES	MACHINERY INDUSTRIES	TRANS. EQUIPMENT INDUSTRIES	ELECTRICAL PRODUCTS INDUSTRIES	NON-METAL MINERAL PROD. IND.
1	GRAINS	--	--	--	--	--	--	--	--
2	LIVE ANIMALS	--	--	--	--	--	--	--	--
3	OTHER AGRICULTURAL PRODUCTS	0.2	--	--	--	--	--	--	--
4	FORESTRY PRODUCTS	522.7	--	--	0.1	--	--	--	0.3
5	FISH LANDINGS	--	--	--	--	--	--	--	--
6	HUNTING & TRAPPING PRODUCTS	--	--	--	--	--	--	--	--
7	IRON ORES & CONCENTRATES	--	--	137.0	--	--	--	--	0.3
8	OTHER METAL ORES & CONCENTRATES	0.1	--	1248.5	--	--	--	0.8	9.8
9	COAL	8.9	--	114.4	0.1	0.2	2.4	0.2	3.2
10	CRUDE MINERAL OILS	--	--	--	--	--	--	--	--
11	NATURAL GAS	9.7	0.5	10.3	3.2	1.4	3.1	1.6	8.7
12	NON-METALLIC MINERALS	19.3	--	25.2	1.0	3.0	0.9	0.9	81.6
13	SERVICES INCIDENTAL TO MINING	--	--	--	--	--	--	--	--
14	MEAT PRODUCTS	--	--	--	--	--	--	--	--
15	DAIRY PRODUCTS	0.6	--	--	--	--	--	--	--
16	FISH PRODUCTS	--	--	--	--	--	--	--	--
17	FRUITS & VEGETABLES PREPARATIONS	--	--	--	--	--	--	--	--
18	FEEDS	--	--	--	--	--	--	--	--
19	FLOUR,WHEAT,MEAL & OTHER CEREALS	1.7	--	--	--	--	--	--	--
20	BREAKFAST CEREAL & BAKERY PROD.	--	--	--	--	--	--	--	--
21	SUGAR	--	--	--	--	--	--	--	--
22	MISC. FOOD PRODUCTS	3.2	--	--	--	--	--	--	1.0
23	SOFT DRINKS	--	--	--	--	--	--	--	--
24	ALCOHOLIC BEVERAGES	--	--	--	--	--	--	--	--
25	TOBACCO PROCESSED UNMANUFACTURED	--	--	--	--	--	--	--	--
26	CIGARETTES & TOBACCO MFG	--	--	--	--	--	--	--	--
27	TIRES & TUBES	--	--	--	0.1	6.8	102.3	--	--
28	OTHER RUBBER PRODUCTS	0.2	--	0.7	4.4	16.0	45.3	39.0	1.4
29	PLASTIC FABRICATED PRODUCTS	21.5	0.5	0.3	2.7	0.6	6.6	16.6	2.6
30	LEATHER & LEATHER PRODUCTS	--	--	--	--	--	1.5	--	--
31	YARNS & MAN MADE FIBRES	1.6	0.1	--	0.7	--	--	1.1	1.4
32	FABRICS	1.4	6.5	--	0.1	0.6	9.1	4.0	1.4
33	OTHER TEXTILE PRODUCTS	25.1	0.2	0.2	1.1	0.1	24.6	0.4	0.3
34	HOSIERY & KNITTED WEAR	--	--	--	--	--	--	--	--
35	CLOTHING & ACCESSORIES	--	--	--	--	--	--	--	--
36	LUMBER & TIMBER	0.5	--	1.8	5.8	1.5	21.2	1.2	0.4
37	VENEER & PLYWOOD	0.2	--	--	0.1	0.1	10.9	--	--
38	OTHER WOOD FABRICATED MATERIALS	156.9	0.3	3.3	2.2	1.6	3.0	4.6	2.2
39	FURNITURE & FIXTURES	--	--	--	1.3	--	9.0	6.7	0.1
40	PULP	126.2	--	--	--	--	--	--	--
41	NEWSPRINT & OTHER PAPER STOCK	422.7	299.2	2.4	2.5	0.4	1.5	1.4	11.2
42	PAPER PRODUCTS	58.8	8.6	6.5	15.4	4.2	9.7	21.8	19.3
43	PRINTING & PUBLISHING	10.9	125.3	--	0.1	3.4	--	0.8	0.3
44	ADVERTISING,PRINT MEDIA	--	--	--	--	--	--	--	--
45	IRON & STEEL PRODUCTS	1.2	--	361.5	698.1	154.3	396.9	110.3	5.2
46	ALUMINUM PRODUCTS	17.5	--	133.3	91.6	12.2	50.4	59.3	0.8
47	COPPER & COPPER ALLOY PRODUCTS	0.1	0.1	160.5	43.5	8.5	29.8	168.7	0.1
48	NICKEL PRODUCTS	--	--	19.6	10.4	1.0	7.8	6.3	0.1
49	OTHER NON FERROUS METAL PRODUCTS	4.9	4.2	207.1	29.7	4.9	35.6	30.4	4.3
50	BOILERS, TANKS & PLATES	--	--	--	14.1	9.1	1.5	8.1	--
51	FABRICATED STRUCTURAL METAL PROD	0.2	--	5.6	130.6	43.8	36.1	16.9	1.4
52	OTHER METAL FABRICATED PRODUCTS	26.4	0.1	49.3	302.5	120.9	228.7	103.3	14.8
53	AGRICULTURAL MACHINERY	--	--	--	0.1	25.5	--	--	--
54	OTHER INDUSTRIAL MACHINERY	--	--	13.8	19.0	268.7	100.3	35.5	1.2
55	MOTOR VEHICLES	--	--	--	1.2	0.7	4.1	0.2	--
56	MOTOR VEHICLE PARTS	--	--	--	6.0	9.4	2579.6	1.3	--
57	OTHER TRANSPORT EQUIPMENT	--	--	0.3	0.2	--	168.2	--	--
58	APPLIANCES & RECEIVERS,HOUSEHOLD	--	--	0.1	6.5	7.9	46.2	49.7	--
59	OTHER ELECTRICAL PRODUCTS	--	--	--	13.4	106.4	94.3	469.8	3.1
60	CEMENT & CONCRETE PRODUCTS	--	--	--	0.1	--	--	--	132.0
61	OTHER NON-METALLIC MINERAL PROD	14.6	--	48.3	27.6	3.1	102.1	17.6	65.7
62	CASOLINE & FUEL OIL	65.3	1.5	27.1	5.3	1.9	6.3	2.6	18.4
63	OTHER PETROLEUM & COAL PROD.	15.9	2.0	52.4	3.7	1.4	7.0	2.5	6.9
64	INDUSTRIAL CHEMICALS	127.0	1.4	33.7	20.4	4.0	13.2	39.6	23.7
65	FERTILIZERS	--	--	0.1	--	--	--	--	--
66	PHARMACEUTICALS	--	--	--	--	--	--	--	--
67	OTHER CHEMICAL PRODUCTS	40.9	21.1	9.0	34.1	8.0	30.5	17.7	9.1
68	SCIENTIFIC EQUIPMENT	--	8.6	0.1	1.4	4.8	29.7	4.4	0.7
69	OTHER MANUFACTURED PRODUCTS	2.6	0.3	0.6	3.9	2.6	9.4	3.7	7.1
70	RESIDENTIAL CONSTRUCTION	--	--	--	--	--	--	--	--
71	NON-RESIDENTIAL CONSTRUCTION	--	--	--	--	--	--	--	--
72	REPAIR CONSTRUCTION	13.9	3.2	25.9	8.3	4.9	10.5	5.6	6.4
73	PIPELINE TRANSPORTATION	10.9	0.4	10.6	3.1	1.3	3.2	1.2	9.8
74	TRANSPORTATION & STORAGE	11.2	2.1	11.3	6.6	2.4	29.9	10.7	2.1
75	RADIO & TELEVISION BROADCASTING	--	--	--	--	--	--	--	--
76	TELEPHONE & TELEGRAPH	10.6	15.8	12.1	17.4	11.9	23.1	19.9	7.2
77	POSTAL SERVICES	1.5	18.7	1.0	3.2	2.7	3.3	3.1	0.9
78	ELECTRIC POWER	117.3	6.1	86.5	17.4	7.4	23.6	12.5	25.9
79	OTHER UTILITIES	11.4	0.8	9.4	2.9	1.4	4.5	1.9	7.1
80	WHOLESALE MARGINS	83.5	21.5	139.4	98.6	62.1	106.6	77.2	21.8
81	RETAIL MARGINS	0.6	0.5	0.9	0.8	0.4	0.9	0.5	1.1
82	IMPUTED RENT OWNER OCPD DWEL	--	--	--	--	--	--	--	--
83	OTHER FINANCE,INS,REAL ESTATE	46.0	42.5	37.6	47.9	45.8	58.7	54.9	21.8
84	BUSINESS SERVICES	24.5	27.6	29.0	28.3	21.6	219.8	26.0	10.7
85	EDUCATION SERVICES	--	--	--	--	--	--	--	--
86	HEALTH SERVICES	--	--	--	--	--	--	--	--
87	AMUSEMENT & RECREATION SERVICES	--	--	--	--	--	--	--	--
88	ACCOMMODATION & FOOD SERVICES	--	--	--	--	--	--	--	--
89	OTHER PERSONAL & MISC SERVICES	29.6	9.7	15.1	19.3	6.5	12.9	9.7	17.0
90	TRANSPORTATION MARGINS	137.5	27.7	165.1	66.8	30.1	99.9	34.8	51.8
91	OPERATING, OFFICE, LAB. & FOOD	223.5	35.3	201.5	121.1	52.2	183.1	81.9	110.5
92	TRAVEL, ADVERTISING & PROMOTION	39.3	70.7	25.2	63.6	48.9	99.5	84.1	24.3
93	NON-COMPETING IMPORTS	0.5	--	--	--	--	--	0.2	0.6
94	UNALLOCATED IMPORTS & EXPORTS	--	--	--	--	--	--	--	--
95	INDIRECT TAXES	70.3	18.7	57.9	34.3	20.8	46.2	26.2	39.4
96	SUBSIDIES	-0.4	-0.1	-0.1	-0.9	-1.3	-4.1	-1.0	-0.5
	GDP AT FACTOR COST	1571.0	917.9	1621.1	1645.4	851.5	2204.8	1329.4	752.3
	TOTAL	4111.9	1699.7	5122.7	3688.4	2009.8	7355.4	3025.8	1550.5

NOTE: DETAIL MAY NOT ADD DUE TO ROUNDING.



TABLE 5. USE (INPUT) MATRIX (AGGREGATION - M), 1971 (MILLIONS OF 1971 DOLLARS) - CONTINUED

NO.	COMMODITY AGGREGATION - M	PETROLEUM & COAL PROD.IND.	CHEMICAL & CHEMICAL PROD. IND.	MISC. MANUFAC-TURING	CONSTR. INDUSTRY	TRANS. & STORAGE	COMMUNI-CATION	ELEC POWER GAS,OTHER UTILITIES	WHOLESALE TRADE
1	GRAINS	--	--	--	--	--	--	--	3.9
2	LIVE ANIMALS	--	2.1	--	--	--	--	--	0.1
3	OTHER AGRICULTURAL PRODUCTS	--	0.4	0.2	9.1	2.0	--	--	1.8
4	FORESTRY PRODUCTS	--	0.1	--	6.2	--	--	--	1.5
5	FISH LANDINGS	--	--	--	--	--	--	--	--
6	HUNTING & TRAPPING PRODUCTS	--	--	0.4	--	--	--	--	--
7	IRON ORES & CONCENTRATES	--	--	--	--	--	--	--	0.1
8	OTHER METAL ORES & CONCENTRATES	--	0.1	21.6	--	--	--	6.9	0.1
9	COAL	1.4	2.3	0.4	3.2	1.5	--	114.8	0.2
10	CRUDE MINERAL OILS	1438.0	0.8	--	--	--	--	--	--
11	NATURAL GAS	2.2	15.4	0.7	--	15.9	0.1	12.8	2.9
12	NON-METALLIC MINERALS	1.9	49.8	1.2	73.7	2.8	--	--	0.1
13	SERVICES INCIDENTAL TO MINING	--	--	--	202.3	--	--	--	--
14	MEAT PRODUCTS	--	12.6	0.1	--	--	--	--	0.6
15	DAIRY PRODUCTS	--	1.0	--	--	--	--	--	0.4
16	FISH PRODUCTS	--	0.5	0.2	--	--	--	--	0.2
17	FRUITS & VEGETABLES PREPARATIONS	--	--	--	--	--	--	--	0.7
18	FEEDS	--	2.7	--	--	0.6	--	--	2.2
19	FLOUR,WHEAT,MEAL & OTHER CEREALS	--	0.9	--	--	--	--	--	2.0
20	BREAKFAST CEREAL & BAKERY PROD.	--	--	--	--	--	--	--	--
21	SUGAR	--	1.4	--	--	--	--	--	0.8
22	MISC. FOOD PRODUCTS	--	20.6	0.5	--	--	--	--	1.4
23	SOFT DRINKS	--	--	--	--	--	--	--	--
24	ALCOHOLIC BEVERAGES	--	0.1	--	--	--	--	--	--
25	TOBACCO PROCESSED UNMANUFACTURED	--	--	--	--	--	--	--	--
26	CIGARETTES & TOBACCO MFG.	--	--	--	--	--	--	--	0.2
27	TIRES & TUBES	--	--	0.8	16.7	46.1	--	--	0.3
28	OTHER RUBBER PRODUCTS	--	1.8	2.7	21.4	6.1	--	--	0.2
29	PLASTIC FABRICATED PRODUCTS	0.3	27.6	24.4	141.9	2.4	--	--	13.6
30	LEATHER & LEATHER PRODUCTS	--	--	5.0	0.7	0.1	--	--	0.6
31	YARNS & MAN MADE FIBRES	--	0.7	7.5	0.6	--	--	--	1.5
32	FABRICS	--	3.4	27.5	5.0	1.4	--	--	2.6
33	OTHER TEXTILE PRODUCTS	--	3.3	4.8	72.7	5.2	1.4	--	5.4
34	HOSIERY & KNITTED WEAR	--	--	--	--	--	--	--	--
35	CLOTHING & ACCESSORIES	--	--	0.4	--	--	--	--	--
36	LUMBER & TIMBER	--	--	12.8	298.4	--	--	--	3.5
37	VENEER & PLYWOOD	--	--	7.5	186.8	--	--	--	0.7
38	OTHER WOOD FABRICATED MATERIALS	0.5	3.6	5.5	403.0	--	--	--	10.0
39	FURNITURE & FIXTURES	--	--	--	18.1	--	--	--	--
40	PULP	--	7.5	--	--	--	--	--	--
41	NEWSPRINT & OTHER PAPER STOCK	--	4.0	11.8	73.5	0.2	--	--	9.2
42	PAPER PRODUCTS	1.9	66.2	16.0	30.0	2.6	--	--	48.2
43	PRINTING & PUBLISHING	--	3.9	0.9	--	3.7	23.4	1.4	10.9
44	ADVERTISING,PRINT MEDIA	--	--	--	--	--	--	--	--
45	IRON & STEEL PRODUCTS	--	0.5	23.2	520.1	5.8	--	--	5.2
46	ALUMINUM PRODUCTS	--	2.4	15.3	4.8	0.1	--	--	0.7
47	COPPER & COPPER ALLOY PRODUCTS	--	3.7	9.1	35.4	1.1	--	--	0.1
48	NICKEL PRODUCTS	--	0.2	0.1	1.8	--	--	--	--
49	OTHER NON FERROUS METAL PRODUCTS	0.2	17.9	35.0	8.8	0.4	--	--	0.3
50	BOILERS, TANKS & PLATES	--	--	1.9	218.0	2.3	--	--	--
51	FABRICATED STRUCTURAL METAL PROD.	--	0.1	2.8	699.8	0.5	--	--	0.5
52	OTHER METAL FABRICATED PRODUCTS	13.1	41.0	34.9	725.2	1.2	--	--	25.7
53	AGRICULTURAL MACHINERY	--	--	--	--	--	--	--	0.8
54	OTHER INDUSTRIAL MACHINERY	--	0.4	1.1	202.7	1.7	--	--	1.4
55	MOTOR VEHICLES	--	--	--	--	--	--	--	--
56	MOTOR VEHICLE PARTS	--	--	0.1	21.0	92.0	--	--	0.4
57	OTHER TRANSPORT EQUIPMENT	--	--	--	--	140.9	--	--	--
58	APPLIANCES & RECEIVERS,HOUSEHOLD	--	0.2	1.0	10.3	--	1.4	--	0.6
59	OTHER ELECTRICAL PRODUCTS	--	--	7.6	673.1	14.9	59.2	--	2.6
60	CEMENT & CONCRETE PRODUCTS	--	--	0.1	616.2	--	--	--	--
61	OTHER NON-METALLIC MINERAL PROD.	0.1	25.3	14.0	322.8	2.6	--	--	2.1
62	GASOLINE & FUEL OIL	0.5	17.2	2.0	76.5	261.1	5.0	33.8	57.3
63	OTHER PETROLEUM & COAL PROD.	27.9	103.2	1.6	84.0	17.7	0.7	0.8	5.5
64	INDUSTRIAL CHEMICALS	11.6	422.3	43.3	9.8	0.7	1.0	--	7.0
65	FERTILIZERS	--	20.4	--	--	--	--	--	--
66	PHARMACEUTICALS	--	32.5	--	0.3	--	--	--	0.1
67	OTHER CHEMICAL PRODUCTS	59.2	95.7	12.8	125.0	6.5	0.2	--	2.0
68	SCIENTIFIC EQUIPMENT	--	0.4	34.8	27.0	2.4	4.7	--	0.5
69	OTHER MANUFACTURED PRODUCTS	9.3	17.7	38.9	63.5	3.2	0.4	--	4.4
70	RESIDENTIAL CONSTRUCTION	--	--	--	--	--	--	--	--
71	NON-RESIDENTIAL CONSTRUCTION	--	--	--	--	--	--	--	--
72	REPAIR CONSTRUCTION	46.9	16.4	3.2	6.9	213.8	62.8	115.7	6.4
73	PIPELINE TRANSPORTATION	148.2	17.1	0.6	0.5	38.4	0.1	7.5	3.7
74	TRANSPORTATION & STORAGE	3.8	7.1	1.6	145.1	769.7	86.3	3.4	161.9
75	RADIO & TELEVISION BROADCASTING	--	--	--	--	--	16.3	--	--
76	TELEPHONE & TELEGRAPH	2.9	16.3	7.7	23.0	87.7	36.7	5.8	93.0
77	POSTAL SERVICES	1.1	5.7	3.3	2.3	6.8	28.0	3.6	40.8
78	ELECTRIC POWER	15.9	58.7	5.2	6.4	35.6	9.6	28.9	43.4
79	OTHER UTILITIES	0.5	15.4	0.7	0.5	3.3	0.3	0.1	2.4
80	WHOLESALE MARGINS	6.1	63.2	31.8	742.4	128.7	8.3	6.1	96.7
81	RETAIL MARGINS	--	1.1	0.2	82.2	9.5	20.6	0.4	5.8
82	IMPUTED RENT OWNER OCPD DWEL	--	--	--	--	--	--	--	--
83	OTHER FINANCE,INS.,REAL ESTATE	36.0	72.4	44.3	202.5	213.6	42.2	56.2	309.0
84	BUSINESS SERVICES	22.1	44.8	15.5	578.4	59.4	39.9	17.2	128.6
85	EDUCATION SERVICES	--	--	--	--	--	--	--	--
86	HEALTH SERVICES	--	--	--	--	--	--	--	--
87	AMUSEMENT & RECREATION SERVICES	--	--	--	--	--	48.9	--	--
88	ACCOMMODATION & FOOD SERVICES	--	--	--	--	33.6	--	--	--
89	OTHER PERSONAL & MISC. SERVICES	3.7	32.7	7.9	246.7	187.7	14.6	14.1	52.0
90	TRANSPORTATION MARGINS	9.6	69.4	16.7	304.1	28.3	2.1	8.6	12.9
91	OPERATING, OFFICE, LAB. & FOOD	38.7	137.5	31.3	341.8	359.3	63.5	37.0	235.2
92	TRAVEL, ADVERTISING & PROMOTION	29.1	183.7	66.9	78.8	85.0	29.9	12.7	331.0
93	NON-COMPETING IMPORTS	--	1.2	1.8	--	--	--	--	--
94	UNALLOCATED IMPORTS & EXPORTS	--	--	--	--	--	--	--	--
95	INDIRECT TAXES	16.8	47.7	15.9	914.1	418.5	99.1	83.7	170.9
96	SUBSIDIES	-1.0	-2.5	-0.2	--	-83.5	-175.2	-27.6	-91.0
	GDP AT FACTOR COST	270.0	1139.2	555.5	6802.4	4554.9	2259.2	1912.7	4132.1
	TOTAL	2218.6	2960.7	1242.1	16487.4	7795.9	2788.9	2456.5	5977.8

NOTE: DETAIL MAY NOT ADD DUE TO ROUNDING.

TABLE 5. USE (INPUT) MATRIX (AGGREGATION - M), 1971 (MILLIONS OF 1971 DOLLARS) - CONTINUED

NO.	COMMODITY AGGREGATION - M	RETAIL TRADE	OWNER OCCUPIED DWELLINGS	FINANCE, INS. & REAL EST.	EDUCATION & HEALTH SERVICES	AMUSEMENT RECREATION SERVICES	SERVICE TO BUSINESS MANAGEMENT	ACCOMMODATION/FOOD SERVICES	PERSONAL & MISC SERVICES
1	GRAINS.....	--	--	--	--	--	--	--	--
2	LIVE ANIMALS.....	175.4	--	--	--	--	--	--	--
3	OTHER AGRICULTURAL PRODUCTS.....	--	--	--	--	0.4	--	66.0	1.6
4	FORESTRY PRODUCTS.....	--	--	--	--	--	--	--	--
5	FISH LANDINGS.....	--	--	--	--	--	--	9.4	--
6	HUNTING & TRAPPING PRODUCTS.....	--	--	--	--	--	--	--	--
7	IRON ORES & CONCENTRATES.....	--	--	--	--	--	--	--	--
8	OTHER METAL ORES & CONCENTRATES.....	--	--	--	0.8	--	--	--	--
9	COAL.....	--	--	--	0.9	--	--	--	--
10	CRUDE MINERAL OILS.....	--	--	--	--	--	--	--	--
11	NATURAL GAS.....	7.7	--	5.4	0.8	--	0.1	2.7	0.1
12	NON-METALLIC MINERALS.....	--	--	--	--	--	--	0.7	--
13	SERVICES INCIDENTAL TO MINING.....	--	--	--	--	--	--	--	--
14	MEAT PRODUCTS.....	2.6	--	--	--	--	--	356.8	--
15	DAIRY PRODUCTS.....	--	--	--	--	--	--	107.6	--
16	FISH PRODUCTS.....	--	--	--	--	--	--	57.4	--
17	FRUITS & VEGETABLES PREPARATIONS.....	--	--	--	--	--	--	45.8	--
18	FEEDS.....	--	--	--	--	0.2	--	--	--
19	FLOUR,WHEAT,MEAL & OTHER CEREALS.....	--	--	--	--	--	--	9.6	--
20	BREAKFAST CEREAL & BAKERY PROD.....	--	--	--	--	--	--	63.8	--
21	SUGAR.....	--	--	--	--	--	--	14.3	--
22	MISC. FOOD PRODUCTS.....	--	--	--	--	--	--	30.2	1.8
23	SOFT DRINKS.....	--	--	--	--	--	--	14.6	--
24	ALCOHOLIC BEVERAGES.....	--	--	--	--	--	--	--	--
25	TOBACCO PROCESSED UNMANUFACTURED.....	--	--	--	--	--	--	--	--
26	CIGARETTES & TOBACCO MFG.....	--	--	--	--	--	--	--	--
27	TIRES & TUBES.....	3.7	--	--	--	--	--	--	--
28	OTHER RUBBER PRODUCTS.....	5.2	--	--	0.3	--	--	--	3.3
29	PLASTIC FABRICATED PRODUCTS.....	8.9	--	--	--	--	--	3.3	0.1
30	LEATHER & LEATHER PRODUCTS.....	--	--	--	--	0.5	--	--	2.8
31	YARNS & MAN MADE FIBRES.....	--	--	--	--	--	--	--	2.1
32	FABRICS.....	1.3	--	--	0.3	0.5	--	4.1	11.6
33	OTHER TEXTILE PRODUCTS.....	1.2	--	--	8.9	0.2	0.4	30.3	0.9
34	HOSIERY & KNITTED WEAR.....	--	--	--	--	--	--	--	--
35	CLOTHING & ACCESSORIES.....	10.0	--	--	--	--	--	2.9	--
36	LUMBER & TIMBER.....	--	--	--	--	--	0.3	--	--
37	VENEER & PLYWOOD.....	--	--	--	--	--	--	--	--
38	OTHER WOOD FABRICATED MATERIALS.....	4.2	--	--	--	0.5	--	--	18.4
39	FURNITURE & FIXTURES.....	--	--	--	--	--	--	1.4	--
40	PULP.....	--	--	--	--	--	--	--	--
41	NEWSPRINT & OTHER PAPER STOCK.....	11.0	--	--	0.2	--	2.4	--	0.5
42	PAPER PRODUCTS.....	115.0	--	--	--	--	0.6	51.0	3.7
43	PRINTING & PUBLISHING.....	8.5	--	22.3	5.3	1.0	2.5	--	--
44	ADVERTISING,PRINT MEDIA.....	--	--	--	--	--	--	--	--
45	IRON & STEEL PRODUCTS.....	--	--	--	--	--	--	--	--
46	ALUMINUM PRODUCTS.....	--	--	--	--	--	--	--	--
47	COPPER & COPPER ALLOY PRODUCTS.....	--	--	--	--	--	--	--	--
48	NICKEL PRODUCTS.....	--	--	--	--	--	--	--	--
49	OTHER NON FERROUS METAL PRODUCTS.....	--	--	--	--	--	--	--	3.6
50	BOILERS, TANKS & PLATES.....	--	--	--	--	--	--	--	--
51	FABRICATED STRUCTURAL METAL PROD.....	--	--	--	--	--	--	--	--
52	OTHER METAL FABRICATED PRODUCTS.....	13.9	--	--	--	1.8	--	0.6	4.2
53	AGRICULTURAL MACHINERY.....	--	--	--	--	--	--	--	--
54	OTHER INDUSTRIAL MACHINERY.....	--	--	--	--	--	--	0.1	--
55	MOTOR VEHICLES.....	--	--	--	--	--	--	--	--
56	MOTOR VEHICLE PARTS.....	--	--	--	--	--	--	--	--
57	OTHER TRANSPORT EQUIPMENT.....	--	--	--	--	--	--	--	--
58	APPLIANCES & RECEIVERS,HOUSEHOLD.....	--	--	--	0.1	--	--	--	0.5
59	OTHER ELECTRICAL PRODUCTS.....	--	--	--	0.2	--	--	--	--
60	CEMENT & CONCRETE PRODUCTS.....	--	--	--	--	--	--	--	--
61	OTHER NON-METALLIC MINERAL PROD.....	1.6	--	--	0.3	--	--	6.8	--
62	GASOLINE & FUEL OIL.....	43.7	--	21.4	8.2	2.9	8.1	23.6	13.3
63	OTHER PETROLEUM & COAL PROD.....	2.8	--	0.3	1.0	0.1	0.7	1.1	3.5
64	INDUSTRIAL CHEMICALS.....	8.9	--	--	2.2	0.2	--	0.1	11.3
65	FERTILIZERS.....	--	--	--	--	--	--	0.1	--
66	PHARMACEUTICALS.....	--	--	--	15.3	--	--	--	--
67	OTHER CHEMICAL PRODUCTS.....	--	--	--	0.6	--	0.3	1.5	44.3
68	SCIENTIFIC EQUIPMENT.....	0.5	--	--	33.8	12.7	1.3	--	15.7
69	OTHER MANUFACTURED PRODUCTS.....	5.1	--	--	6.7	10.7	0.6	2.8	1.9
70	RESIDENTIAL CONSTRUCTION.....	--	--	--	--	--	--	--	--
71	NON-RESIDENTIAL CONSTRUCTION.....	--	--	--	--	--	--	--	--
72	REPAIR CONSTRUCTION.....	40.4	853.1	388.1	2.5	4.6	0.9	11.0	0.6
73	PIPELINE TRANSPORTATION.....	12.3	--	8.0	0.7	--	0.1	3.0	0.1
74	TRANSPORTATION & STORAGE.....	79.8	--	1.3	4.3	3.7	5.6	8.5	5.0
75	RADIO & TELEVISION BROADCASTING.....	--	--	--	--	--	--	2.1	--
76	TELEPHONE & TELEGRAPH.....	84.7	--	157.1	51.3	4.7	50.8	26.2	8.4
77	POSTAL SERVICES.....	110.1	--	55.3	9.6	0.8	11.7	0.8	1.3
78	ELECTRIC POWER.....	158.8	--	57.3	4.2	9.8	6.2	36.3	10.8
79	OTHER UTILITIES.....	16.7	--	15.7	1.2	0.1	0.2	4.5	0.4
80	WHOLESALE MARGINS.....	30.6	--	6.5	11.8	3.6	3.3	61.9	16.5
81	RETAIL MARGINS.....	9.1	--	4.1	11.2	8.6	3.9	14.3	6.7
82	IMPUTED RENT OWNER OCPD. DWEL.....	--	--	--	--	--	--	--	--
83	OTHER FINANCE,INS,REAL ESTATE.....	617.9	54.3	1076.4	78.1	74.7	183.6	144.2	54.8
84	BUSINESS SERVICES.....	83.4	--	245.8	26.9	9.2	136.3	31.7	8.1
85	EDUCATION SERVICES.....	--	--	--	--	--	--	--	--
86	HEALTH SERVICES.....	--	--	6.3	0.6	--	--	--	--
87	AMUSEMENT & RECREATION SERVICES.....	--	--	--	0.2	62.1	3.7	29.3	--
88	ACCOMMODATION & FOOD SERVICES.....	--	--	--	--	--	--	3.9	--
89	OTHER PERSONAL & MISC SERVICES.....	53.2	--	76.6	31.3	16.0	55.7	35.0	17.4
90	TRANSPORTATION MARGINS.....	12.4	--	2.0	3.0	0.9	1.0	25.3	6.1
91	OPERATING, OFFICE, LAB. & FOOD.....	263.9	--	334.3	115.9	90.9	324.5	156.3	86.6
92	TRAVEL, ADVERTISING & PROMOTION.....	316.9	--	276.7	19.2	45.5	118.2	69.6	21.0
93	NON-COMPETING IMPORTS.....	3.5	--	--	--	--	--	6.1	--
94	UNALLOCATED IMPORTS & EXPORTS.....	--	--	--	--	--	--	--	--
95	INDIRECT TAXES.....	255.5	1486.9	1298.9	21.0	23.2	34.3	116.4	33.4
96	SUBSIDIES.....	-1.5	-75.3	-77.8	--	--	--	--	--
	GDP AT FACTOR COST.....	5724.2	3241.2	6502.7	1682.6	393.3	2385.3	2042.1	788.4
	TOTAL.....	8302.7	5560.3	10484.7	2161.2	783.6	3342.6	3736.8	1210.9

NOTE: DETAIL MAY NOT ADD DUE TO ROUNDING.

TABLE 5. USE (INPUT) MATRIX (AGGREGATION - M), 1971 (MILLIONS OF 1971 DOLLARS) - CONCLUDED

NO	COMMODITY AGGREGATION - M	TRANS. MARGINS	OPERATING OFFICE LAB & FOOD	TRAVEL PROMOTION, ADVTG.	TOTAL INDUSTRIES
1	GRAINS.....	--	--	--	373.6
2	LIVE ANIMALS.....	--	3.4	--	1635.5
3	OTHER AGRICULTURAL PRODUCTS.....	--	39.9	--	1339.2
4	FORESTRY PRODUCTS.....	--	--	--	1389.2
5	FISH LANDINGS.....	--	1.6	--	175.5
6	HUNTING & TRAPPING PRODUCTS.....	--	--	--	16.0
7	IRON ORES & CONCENTRATES.....	--	--	--	137.5
8	OTHER METAL ORES & CONCENTRATES.....	--	--	--	1296.3
9	COAL.....	--	--	--	257.6
10	CRUDE MINERAL OILS.....	--	--	--	1438.8
11	NATURAL GAS.....	--	--	--	124.6
12	NON-METALLIC MINERALS.....	--	0.2	--	297.0
13	SERVICES INCIDENTAL TO MINING.....	--	--	--	439.0
14	MEAT PRODUCTS.....	--	90.2	--	975.3
15	DAIRY PRODUCTS.....	--	53.6	--	382.0
16	FISH PRODUCTS.....	--	5.1	--	90.7
17	FRUITS & VEGETABLES PREPARATIONS.....	--	27.7	--	143.2
18	FEEDS.....	--	--	--	666.4
19	FLOUR,WHEAT,MEAL & OTHER CEREALS.....	--	4.4	--	143.1
20	BREAKFAST CEREAL & BAKERY PROD.....	--	36.1	--	102.3
21	SUGAR.....	--	5.6	--	142.9
22	MISC. FOOD PRODUCTS.....	--	21.2	--	347.7
23	SOFT DRINKS.....	--	12.6	--	61.7
24	ALCOHOLIC BEVERAGES.....	--	--	27.0	54.2
25	TOBACCO PROCESSED UNMANUFACTURED.....	--	--	--	123.2
26	CIGARETTES & TOBACCO MFG.....	--	--	--	1.6
27	TIRES & TUBES.....	--	150.2	2.1	340.9
28	OTHER RUBBER PRODUCTS.....	--	32.1	0.9	239.3
29	PLASTIC FABRICATED PRODUCTS.....	--	89.9	--	468.6
30	LEATHER & LEATHER PRODUCTS.....	--	9.0	--	124.5
31	YARNS & MAN MADE FIBRES.....	--	--	--	478.6
32	FABRICS.....	--	--	--	891.0
33	OTHER TEXTILE PRODUCTS.....	--	37.9	--	372.5
34	HOSIERY & KNITTED WEAR.....	--	--	--	2.1
35	CLOTHING & ACCESSORIES.....	--	21.1	--	198.0
36	LUMBER & TIMBER.....	--	3.0	--	519.2
37	VENEER & PLYWOOD.....	--	--	--	291.8
38	OTHER WOOD FABRICATED MATERIALS.....	--	0.7	--	734.6
39	FURNITURE & FIXTURES.....	--	--	--	59.4
40	PULP.....	--	--	--	143.9
41	NEWSPRINT & OTHER PAPER STOCK.....	--	10.3	--	918.3
42	PAPER PRODUCTS.....	--	282.6	2.0	1167.9
43	PRINTING & PUBLISHING.....	--	368.6	243.4	863.7
44	ADVERTISING,PRINT MEDIA.....	--	--	495.9	495.9
45	IRON & STEEL PRODUCTS.....	--	11.6	--	2372.2
46	ALUMINUM PRODUCTS.....	--	--	--	394.1
47	COPPER & COPPER ALLOY PRODUCTS.....	--	2.1	--	462.8
48	NICKEL PRODUCTS.....	--	--	--	47.3
49	OTHER NON FERROUS METAL PRODUCTS.....	--	6.8	--	401.2
50	BOILERS, TANKS & PLATES.....	--	8.3	--	261.3
51	FABRICATED STRUCTURAL METAL PROD.....	--	--	--	945.1
52	OTHER METAL FABRICATED PRODUCTS.....	--	386.4	--	2409.5
53	AGRICULTURAL MACHINERY.....	--	4.3	--	73.5
54	OTHER INDUSTRIAL MACHINERY.....	--	868.5	--	1580.1
55	MOTOR VEHICLES.....	--	--	--	6.2
56	MOTOR VEHICLE PARTS.....	--	359.1	26.1	3099.2
57	OTHER TRANSPORT EQUIPMENT.....	--	1.2	--	335.6
58	APPLIANCES & RECEIVERS,HOUSEHOLD.....	--	6.6	--	131.2
59	OTHER ELECTRICAL PRODUCTS.....	--	249.7	4.6	1712.8
60	CEMENT & CONCRETE PRODUCTS.....	--	--	--	752.0
61	OTHER NON-METALLIC MINERAL PROD.....	--	31.9	--	824.2
62	GASOLINE & FUEL OIL.....	--	--	50.2	1047.6
63	OTHER PETROLEUM & COAL PROD.....	--	4.5	2.6	412.1
64	INDUSTRIAL CHEMICALS.....	--	97.4	--	1343.1
65	FERTILIZERS.....	--	4.6	--	90.3
66	PHARMACEUTICALS.....	--	9.4	--	84.9
67	OTHER CHEMICAL PRODUCTS.....	--	205.4	2.0	968.6
68	SCIENTIFIC EQUIPMENT.....	--	143.6	--	327.4
69	OTHER MANUFACTURED PRODUCTS.....	--	61.2	58.7	441.8
70	RESIDENTIAL CONSTRUCTION.....	--	--	--	--
71	NON RESIDENTIAL CONSTRUCTION.....	--	--	--	--
72	REPAIR CONSTRUCTION.....	--	--	--	2152.9
73	PIPELINE TRANSPORTATION.....	--	--	0.1	299.6
74	TRANSPORTATION & STORAGE.....	3307.9	--	478.5	5441.1
75	RADIO & TELEVISION BROADCASTING.....	--	--	274.6	293.0
76	TELEPHONE & TELEGRAPH.....	--	--	--	871.7
77	POSTAL SERVICES.....	--	--	--	330.8
78	ELECTRIC POWER.....	--	--	--	1046.0
79	OTHER UTILITIES.....	--	--	--	130.4
80	WHOLESALE MARGINS.....	--	750.7	49.3	3316.1
81	RETAIL MARGINS.....	--	256.5	40.4	526.8
82	IMPUTED RENT OWNER OCPD. DWEL.....	--	--	--	--
83	OTHER FINANCE,INS.,REAL ESTATE.....	--	--	--	4563.5
84	BUSINESS SERVICES.....	--	--	303.5	2440.1
85	EDUCATION SERVICES.....	--	--	--	--
86	HEALTH SERVICES.....	--	--	--	6.9
87	AMUSEMENT & RECREATION SERVICES.....	--	--	50.7	194.9
88	ACCOMMODATION & FOOD SERVICES.....	--	--	553.9	591.3
89	OTHER PERSONAL & MISC. SERVICES.....	--	999.1	68.5	2201.0
90	TRANSPORTATION MARGINS.....	--	151.4	15.3	1732.0
91	OPERATING, OFFICE, LAB & FOOD.....	--	--	--	4902.0
92	TRAVEL, ADVERTISING & PROMOTION.....	--	--	--	2694.9
93	NON-COMPETING IMPORTS.....	--	3.8	--	281.8
94	UNALLOCATED IMPORTS & EXPORTS.....	--	116.5	144.8	261.3
95	INDIRECT TAXES.....	--	514.0	201.2	6714.9
96	SUBSIDIES.....	--	--	--	-757.6
	GDP AT FACTOR COST.....	--	--	--	67968.6
	TOTAL.....	3307.9	6561.8	3096.4	149193.0

NOTE: DETAIL MAY NOT ADD DUE TO ROUNDING.

TABLE 6. FINAL DEMAND MATRIX (AGGREGATION - M), 1971 (MILLIONS OF 1971 DOLLARS)

NO.	COMMODITY AGGREGATION - M	CE, AUTOS REPAIRS & PARTS	CE, OTHER DURABLE	CE, CLOTHING & FOOTWEAR	CE, OTHER SEMI- DURABLE	CE, FOOD, BEVERAGE & TOBACCO	CE, FUEL & ELECTRICITY	CE, GAS, OIL & GREASE	CE, OTHER NON DURABLE
1	GRAINS	..	..	..	..	..	..	..	..
2	LIVE ANIMALS	..	..	..	14.2	76.6	..	..	..
3	OTHER AGRICULTURAL PRODUCTS	..	..	..	..	527.5	..	..	79.2
4	FORESTRY PRODUCTS	..	..	..	..	..	33.1	..	..
5	FISH LANDINGS	..	..	..	..	12.4	..	..	..
6	HUNTING & TRAPPING PRODUCTS	..	..	..	..	..	..	..	..
7	IRON ORES & CONCENTRATES	..	..	..	..	..	..	..	..
8	OTHER METAL, ORES & CONCENTRATES	..	..	..	..	..	..	..	..
9	COAL	..	..	..	..	..	6.3	..	..
10	CRUDE MINERAL OILS	..	..	..	..	..	..	..	..
11	NATURAL GAS	..	..	..	..	..	45.3	..	..
12	NON-METALLIC MINERALS	..	..	..	1.0	7.9	..	..	1.5
13	SERVICES INCIDENTAL TO MINING	..	..	..	..	..	..	..	..
14	MEAT PRODUCTS	..	..	..	..	1783.3	..	..	..
15	DAIRY PRODUCTS	..	..	..	..	997.6	..	..	..
16	FISH PRODUCTS	..	..	..	..	86.2	..	..	..
17	FRUITS & VEGETABLES PREPARATIONS	..	..	..	..	577.1	..	..	..
18	FEEDS	..	..	..	..	76.3	..	..	..
19	FLOUR,WHEAT MEAL & OTHER CEREALS	..	..	..	..	32.1	..	..	..
20	BREAKFAST CEREAL & BAKERY PROD.	..	..	..	..	630.7	..	..	..
21	SUGAR	..	..	..	..	72.7	..	..	..
22	MISC. FOOD PRODUCTS	..	..	..	..	789.4	..	..	..
23	SOFT DRINKS	..	..	..	..	328.8	..	..	..
24	ALCOHOLIC BEVERAGES	..	..	..	..	694.2	..	..	..
25	TOBACCO PROCESSED UNMANUFACTURED	..	..	..	..	..	..	..	..
26	CIGARETTES & TOBACCO MFG.	..	..	..	..	401.8	..	..	..
27	TIRES & TUBES	112.6	..	..	..	..	..	..	..
28	OTHER RUBBER PRODUCTS	1.9	2.2	49.9	9.1	..	..	..	3.6
29	PLASTIC FABRICATED PRODUCTS	..	1.3	..	29.4	..	..	..	21.0
30	LEATHER & LEATHER PRODUCTS	..	..	357.1	39.1	..	..	..	..
31	YARNS & MAN MADE FIBRES	..	..	..	36.0	..	..	..	..
32	FABRICS	..	..	..	112.9	..	..	..	..
33	OTHER TEXTILE PRODUCTS	..	179.5	..	150.8	..	..	..	37.9
34	HOSIERY & KNITTED WEAR	..	..	518.1	..	..	..	..	..
35	CLOTHING & ACCESSORIES	..	..	1294.5	..	..	..	..	..
36	LUMBER & TIMBER	..	..	..	12.6	..	..	..	..
37	VENEER & PLYWOOD	..	..	..	12.3	..	..	..	..
38	OTHER WOOD FABRICATED MATERIALS	..	23.3	..	3.7	..	0.6	..	..
39	FURNITURE & FIXTURES	..	503.2	..	16.5	..	..	..	..
40	PULP	..	..	..	..	..	..	..	..
41	NEWSPRINT & OTHER PAPER STOCK	..	..	..	1.8	..	..	..	1.1
42	PAPER PRODUCTS	..	..	..	15.5	0.1	..	..	217.9
43	PRINTING & PUBLISHING	..	..	..	429.2	..	..	..	..
44	ADVERTISING,PRINT MEDIA	..	..	..	..	..	..	..	..
45	IRON & STEEL PRODUCTS	..	..	..	..	..	..	..	..
46	ALUMINUM PRODUCTS	..	..	..	..	..	..	..	..
47	COPPER & COPPER ALLOY PRODUCTS	..	..	..	..	..	..	..	..
48	NICKEL PRODUCTS	..	..	..	..	..	..	..	..
49	OTHER NON FERROUS METAL PRODUCTS	..	..	..	2.5	..	..	..	..
50	BOILERS, TANKS & PLATES	..	..	..	..	..	..	..	..
51	FABRICATED STRUCTURAL METAL PROD	..	..	..	1.5	..	..	..	..
52	OTHER METAL FABRICATED PRODUCTS	..	28.5	..	104.1	..	..	..	10.2
53	AGRICULTURAL MACHINERY	..	11.3	..	..	..	..	..	..
54	OTHER INDUSTRIAL MACHINERY	..	32.3	..	18.6	..	..	..	..
55	MOTOR VEHICLES	1787.6	162.7	..	..	..	..	..	..
56	MOTOR VEHICLE PARTS	153.0	..	..	..	..	..	..	..
57	OTHER TRANSPORT EQUIPMENT	..	167.0	..	..	..	..	..	..
58	APPLIANCES & RECEIVERS,HOUSEHOLD	..	835.5	..	..	..	..	..	..
59	OTHER ELECTRICAL PRODUCTS	15.8	33.3	..	61.0	..	..	..	..
60	CEMENT & CONCRETE PRODUCTS	..	..	..	3.3	..	..	..	..
61	OTHER NON-METALLIC MINERAL PROD.	..	..	..	70.2	..	..	..	..
62	GASOLINE & FUEL OIL	..	..	..	..	..	397.7	427.9	..
63	OTHER PETROLEUM & COAL PROD.	..	..	..	0.4	..	10.0	26.9	1.7
64	INDUSTRIAL CHEMICALS	..	0.6	..	0.7	..	0.1	..	2.4
65	FERTILIZERS	..	..	..	..	..	..	..	2.6
66	PHARMACEUTICALS	..	..	..	..	..	..	..	301.9
67	OTHER CHEMICAL PRODUCTS	..	13.3	..	43.5	11.4	..	9.1	399.0
68	SCIENTIFIC EQUIPMENT	..	155.0	..	51.9	..	..	..	40.4
69	OTHER MANUFACTURED PRODUCTS	..	313.5	..	193.4	0.8	..	..	23.0
70	RESIDENTIAL CONSTRUCTION	..	..	..	..	..	..	..	..
71	NON-RESIDENTIAL CONSTRUCTION	..	..	..	..	..	..	..	..
72	REPAIR CONSTRUCTION	..	..	..	..	..	..	..	..
73	PIPELINE TRANSPORTATION	..	..	..	..	..	49.6	..	..
74	TRANSPORTATION & STORAGE	..	..	..	..	..	..	1.0	..
75	RADIO & TELEVISION BROADCASTING	..	..	..	..	..	..	..	..
76	TELEPHONE & TELEGRAPH	..	..	..	..	..	..	..	..
77	POSTAL SERVICES	..	..	..	..	..	..	..	..
78	ELECTRIC POWER	..	..	..	..	..	719.9	..	..
79	OTHER UTILITIES	..	..	..	..	..	198.5	..	..
80	WHOLESALE MARGINS	300.2	230.2	146.1	158.5	460.6	306.9	185.3	135.7
81	RETAIL MARGINS	655.6	832.6	1310.7	549.2	1862.5	9.1	328.3	520.2
82	IMPUTED RENT OWNER OCPD DWEL	..	..	..	..	..	..	..	..
83	OTHER FINANCE,INS,REAL ESTATE	..	..	..	..	..	..	..	..
84	BUSINESS SERVICES	..	..	..	..	..	..	..	..
85	EDUCATION SERVICES	..	..	..	..	..	..	..	..
86	HEALTH SERVICES	..	..	..	..	..	..	..	..
87	AMUSEMENT & RECREATION SERVICES	..	..	..	..	..	..	..	..
88	ACCOMMODATION & FOOD SERVICES	..	..	..	..	..	..	..	..
89	OTHER PERSONAL & MISC SERVICES	542.4	102.1	39.3	19.7	..	..	..	..
90	TRANSPORTATION MARGINS	54.8	67.7	82.8	52.3	202.5	20.5	37.1	37.9
91	OPERATING, OFFICE, LAB. & FOOD	..	..	..	..	..	..	..	..
92	TRAVEL, ADVERTISING & PROMOTION	..	..	..	..	..	..	..	..
93	NON-COMPETING IMPORTS	..	..	..	..	118.7	..	..	..
94	UNALLOCATED IMPORTS & EXPORTS	..	..	..	..	..	..	..	..
95	INDIRECT TAXES	394.7	494.8	420.8	218.8	2120.2	63.1	587.6	185.3
96	SUBSIDIES	..	..	..	..	..	..	..	..
97	WAGES & SALARIES	..	..	..	..	..	..	..	..
98	SUPPLEMENTARY LABOUR INCOME	..	..	..	..	..	..	..	..
99	NET INCOME,UNINC. BUSINESS	..	..	..	..	..	..	..	..
100	OTHER OPERATING SURPLUS	..	..	..	..	..	..	..	..
	TOTAL	4018.7	4190.0	4219.3	2433.8	11871.6	1860.6	1603.1	2022.5

NOTE: DETAIL MAY NOT ADD DUE TO ROUNDING AND SUPPRESSION OF CONFIDENTIAL COMMODITIES.

TABLE 6. FINAL DEMAND MATRIX (AGGREGATION - M), 1971 (MILLIONS OF 1971 DOLLARS) - CONTINUED

NO.	COMMODITY AGGREGATION - M	CE, GROSS RENT	CE, MEDICAL & HOSPITAL	CE, TRANSP & COMMUNICAT	CE, EXP RESTAURANT & HOTELS	CE, NET EXPEND. ABROAD	CE, OTHER SERVICES	CON MANU. FACTURING	CON MINING QUARRYING OIL WELLS
1	GRAINS	..	..	..	..	..	..	..	..
2	LIVE ANIMALS	..	..	..	..	..	..	..	..
3	OTHER AGRICULTURAL PRODUCTS	..	18.8	..	..	..	..	..	..
4	FORESTRY PRODUCTS	..	..	..	..	..	..	..	..
5	FISH LANDINGS	..	..	..	..	..	..	..	..
6	HUNTING & TRAPPING PRODUCTS	..	..	..	..	..	..	..	..
7	IRON ORES & CONCENTRATES	..	..	..	..	..	..	..	..
8	OTHER METAL ORES & CONCENTRATES	..	..	..	..	..	..	..	..
9	COAL	..	..	..	..	..	0.6	..	..
10	CRUDE MINERAL OILS	..	..	..	..	..	..	..	..
11	NATURAL GAS	..	..	..	..	..	3.9	..	..
12	NON-METALLIC MINERALS	..	..	..	..	..	..	..	..
13	SERVICES INCIDENTAL TO MINING	..	..	..	..	..	..	..	..
14	MEAT PRODUCTS	..	..	..	..	..	..	..	..
15	DAIRY PRODUCTS	..	..	..	..	..	..	..	..
16	FISH PRODUCTS	..	..	..	..	..	..	..	..
17	FRUITS & VEGETABLES PREPARATIONS	..	..	..	..	..	..	..	..
18	FEEDS	..	..	..	..	..	..	..	..
19	FLOUR,WHEAT,MEAL & OTHER CEREALS	..	..	..	..	..	..	..	..
20	BREAKFAST CEREAL & BAKERY PROD.	..	..	..	..	..	..	..	..
21	SUGAR	..	..	..	..	..	..	..	..
22	MISC. FOOD PRODUCTS	..	..	..	..	..	..	..	..
23	SOFT DRINKS	..	..	..	..	..	..	..	..
24	ALCOHOLIC BEVERAGES	..	..	..	..	..	..	..	..
25	TOBACCO PROCESSED UNMANUFACTURED	..	..	..	..	..	..	..	..
26	CIGARETTES & TOBACCO MFG.	..	..	..	..	..	..	..	..
27	TIRES & TUBES	..	..	..	..	..	..	..	..
28	OTHER RUBBER PRODUCTS	..	..	..	..	..	..	..	..
29	PLASTIC FABRICATED PRODUCTS	..	..	..	..	..	..	..	..
30	LEATHER & LEATHER PRODUCTS	..	..	..	..	..	..	..	..
31	YARNS & MAN MADE FIBRES	..	..	..	..	..	..	..	..
32	FABRICS	..	..	..	..	..	..	..	..
33	OTHER TEXTILE PRODUCTS	..	..	..	..	..	4.0	..	..
34	HOSIERY & KNITTED WEAR	..	..	..	..	..	..	..	..
35	CLOTHING & ACCESSORIES	..	..	..	..	..	..	..	..
36	LUMBER & TIMBER	..	..	..	..	..	..	..	..
37	VENEER & PLYWOOD	..	..	..	..	..	..	..	..
38	OTHER WOOD FABRICATED MATERIALS	..	..	..	..	..	..	..	..
39	FURNITURE & FIXTURES	..	..	..	..	..	..	..	..
40	PULP	..	..	..	..	..	..	..	..
41	NEWSPRINT & OTHER PAPER STOCK	..	..	..	..	..	..	..	..
42	PAPER PRODUCTS	..	..	..	..	..	..	..	..
43	PRINTING & PUBLISHING	..	..	..	..	..	29.3	..	..
44	ADVERTISING,PRINT MEDIA	..	..	..	..	..	..	..	..
45	IRON & STEEL PRODUCTS	..	..	..	..	..	..	..	..
46	ALUMINUM PRODUCTS	..	..	..	..	..	..	..	..
47	COPPER & COPPER ALLOY PRODUCTS	..	..	..	..	..	..	..	..
48	NICKEL PRODUCTS	..	..	..	..	..	..	..	..
49	OTHER NON FERROUS METAL PRODUCTS	..	..	..	..	..	..	..	..
50	BOILERS, TANKS & PLATES	..	..	..	..	..	..	..	..
51	FABRICATED STRUCTURAL METAL PROD	..	..	..	..	..	..	..	..
52	OTHER METAL FABRICATED PRODUCTS	..	..	..	..	..	..	..	..
53	AGRICULTURAL MACHINERY	..	..	..	..	..	..	..	..
54	OTHER INDUSTRIAL MACHINERY	..	..	..	..	..	..	..	..
55	MOTOR VEHICLES	..	..	..	..	..	..	..	..
56	MOTOR VEHICLE PARTS	..	..	..	..	..	..	..	..
57	OTHER TRANSPORT EQUIPMENT	..	..	..	..	..	..	..	..
58	APPLIANCES & RECEIVERS,HOUSEHOLD	..	..	..	..	..	..	..	..
59	OTHER ELECTRICAL PRODUCTS	..	..	..	..	..	..	..	..
60	CEMENT & CONCRETE PRODUCTS	..	..	..	..	..	..	..	..
61	OTHER NON-METALLIC MINERAL PROD.	..	..	..	..	..	..	..	..
62	GASOLINE & FUEL OIL	..	..	..	..	..	14.9	..	..
63	OTHER PETROLEUM & COAL PROD.	..	..	..	..	..	0.5	..	..
64	INDUSTRIAL CHEMICALS	..	..	..	..	..	..	..	..
65	FERTILIZERS	..	..	..	..	..	..	..	..
66	PHARMACEUTICALS	..	..	..	..	..	0.1	..	..
67	OTHER CHEMICAL PRODUCTS	..	..	..	..	..	..	..	..
68	SCIENTIFIC EQUIPMENT	..	..	..	..	..	..	..	..
69	OTHER MANUFACTURED PRODUCTS	..	..	..	..	..	8.3	..	..
70	RESIDENTIAL CONSTRUCTION	..	..	..	..	..	..	..	..
71	NON-RESIDENTIAL CONSTRUCTION	..	..	..	..	..	..	819.6	1312.8
72	REPAIR CONSTRUCTION	..	..	..	..	..	31.6	..	..
73	PIPELINE TRANSPORTATION	..	..	..	..	..	4.0	..	..
74	TRANSPORTATION & STORAGE	..	..	1091.0	..	..	16.6	..	..
75	RADIO & TELEVISION BROADCASTING	..	..	..	..	..	66.7	..	..
76	TELEPHONE & TELEGRAPH	..	..	760.9	..	..	17.8	..	..
77	POSTAL SERVICES	..	..	92.2	..	..	12.6	..	..
78	ELECTRIC POWER	..	..	..	..	..	34.2	..	..
79	OTHER UTILITIES	210.0	..	..	..	..	15.8	..	..
80	WHOLESALE MARGINS	..	..	..	..	..	11.9	..	..
81	RETAIL MARGINS	..	..	..	..	..	17.7	..	..
82	IMPUTED RENT OWNER OCPD DWEL	5560.3	..	..	..	..	..	..	..
83	OTHER FINANCE,INS,REAL ESTATE	2830.0	73.9	442.9	..	..	2473.2	..	..
84	BUSINESS SERVICES	..	..	8.4	..	..	283.8	..	..
85	EDUCATION SERVICES	..	..	..	..	..	328.2	..	..
86	HEALTH SERVICES	..	913.7	..	..	..	0.1	..	..
87	AMUSEMENT & RECREATION SERVICES	..	..	..	..	..	655.1	..	..
88	ACCOMMODATION & FOOD SERVICES	..	..	..	3361.2	..	42.2	..	..
89	OTHER PERSONAL & MISC SERVICES	129.6	..	75.4	..	..	929.7	..	..
90	TRANSPORTATION MARGINS	..	..	..	..	..	2.7	..	..
91	OPERATING, OFFICE, LAB. & FOOD	..	..	..	..	..	267.5	..	..
92	TRAVEL, ADVERTISING & PROMOTION	..	..	..	..	..	84.0	..	..
93	NON-COMPETING IMPORTS	..	..	..	..	..	..	..	..
94	UNALLOCATED IMPORTS & EXPORTS	..	..	..	..	95.8	..	..	..
95	INDIRECT TAXES	1.0	..	36.4	123.2	..	91.6	..	..
96	SUBSIDIES	..	..	..	..	..	..	..	..
97	WAGES & SALARIES	..	..	..	..	..	1871.4	..	..
98	SUPPLEMENTARY LABOUR INCOME	..	..	..	..	..	93.2	..	..
99	NET INCOME,UNINC BUSINESS	..	..	..	..	..	..	..	..
100	OTHER OPERATING SURPLUS	..	..	..	..	..	143.0	..	..
	<b>TOTAL</b>	<b>8730.8</b>	<b>1006.3</b>	<b>2507.1</b>	<b>3484.4</b>	<b>95.8</b>	<b>7471.8</b>	<b>819.6</b>	<b>1312.8</b>

NOTE: DETAIL MAY NOT ADD DUE TO ROUNDING AND SUPPRESSION OF CONFIDENTIAL COMMODITIES.

TABLE 6. FINAL DEMAND MATRIX (AGGREGATION - M), 1971 (MILLIONS OF 1971 DOLLARS) - CONTINUED

NO.	COMMODITY AGGREGATION - M	CON HOUSING & COMMISSION	CON OTHER BUSINESS	CON GOVERNMENT	M&E MANU-FACTURING	M&E MINING QUARRYING OIL WELLS	M&E OTHER BUSINESS	M&E GOVERNMENT	INVEN-TORIES
1	GRAINS	..	..	..	..	..	..	..	-90.6
2	LIVE ANIMALS	..	..	..	..	..	..	..	59.6
3	OTHER AGRICULTURAL PRODUCTS	..	..	..	..	..	..	..	38.6
4	FORESTRY PRODUCTS	..	..	..	..	..	..	..	-57.1
5	FISH LANDINGS	..	..	..	..	..	..	..	-1.9
6	HUNTING & TRAPPING PRODUCTS	..	..	..	..	..	..	..	1.4
7	IRON ORES & CONCENTRATES	..	..	..	..	..	..	..	13.9
8	OTHER METAL ORES & CONCENTRATES	..	..	..	..	..	..	..	14.8
9	COAL	..	..	..	..	..	..	..	-26.5
10	CRUDE MINERAL OILS	..	..	..	..	..	..	..	0.8
11	NATURAL GAS	..	..	..	..	..	..	..	-0.6
12	NON-METALLIC MINERALS	..	..	..	..	..	..	..	9.4
13	SERVICES INCIDENTAL TO MINING	..	..	..	..	..	..	..	..
14	MEAT PRODUCTS	..	..	..	..	..	..	..	3.8
15	DAIRY PRODUCTS	..	..	..	..	..	..	..	13.4
16	FISH PRODUCTS	..	..	..	..	..	..	..	0.8
17	FRUITS & VEGETABLES PREPARATIONS	..	..	..	..	..	..	..	14.2
18	FEEDS	..	..	..	..	..	..	..	-9.3
19	FLOUR,WHEAT,MEAL & OTHER CEREALS	..	..	..	..	..	..	..	0.6
20	BREAKFAST CEREAL & BAKERY PROD.	..	..	..	..	..	..	..	1.7
21	SUGAR	..	..	..	..	..	..	..	-1.4
22	MISC. FOOD PRODUCTS	..	..	..	..	..	..	..	13.8
23	SOFT DRINKS	..	..	..	..	..	..	..	-0.6
24	ALCOHOLIC BEVERAGES	..	..	..	..	..	..	..	68.2
25	TOBACCO PROCESSED UNMANUFACTURED	..	..	..	..	..	..	..	-8.2
26	CIGARETTES & TOBACCO MFG	..	..	..	..	..	..	..	4.7
27	TIRES & TUBES	..	..	..	..	..	0.5	..	-17.2
28	OTHER RUBBER PRODUCTS	..	..	..	0.8	2.7	5.0	1.8	5.6
29	PLASTIC FABRICATED PRODUCTS	..	..	..	..	..	..	..	-24.4
30	LEATHER & LEATHER PRODUCTS	..	..	..	..	..	..	..	16.0
31	YARNS & MAN MADE FIBRES	..	..	..	..	..	..	..	6.1
32	FABRICS	..	..	..	..	..	..	..	4.4
33	OTHER TEXTILE PRODUCTS	..	..	..	1.2	..	5.9	0.7	-7.2
34	HOSIERY & KNITTED WEAR	..	..	..	..	..	..	..	11.8
35	CLOTHING & ACCESSORIES	..	..	..	..	..	..	..	19.1
36	LUMBER & TIMBER	..	..	..	..	..	..	..	-84.8
37	VENEER & PLYWOOD	..	..	..	..	..	..	..	-22.0
38	OTHER WOOD FABRICATED MATERIALS	..	..	..	8.0	..	4.6	0.2	-0.5
39	FURNITURE & FIXTURES	..	..	..	40.5	3.0	106.8	40.9	13.5
40	PULP	..	..	..	..	..	..	..	-6.3
41	NEWSPRINT & OTHER PAPER STOCK	..	..	..	..	..	..	..	-21.7
42	PAPER PRODUCTS	..	..	..	..	..	..	..	9.7
43	PRINTING & PUBLISHING	..	..	..	..	..	..	..	-2.8
44	ADVERTISING,PRINT MEDIA	..	..	..	..	..	..	..	..
45	IRON & STEEL PRODUCTS	..	..	..	..	..	..	..	-13.7
46	ALUMINUM PRODUCTS	..	..	..	..	..	..	..	-3.7
47	COPPER & COPPER ALLOY PRODUCTS	..	..	..	..	..	..	..	27.1
48	NICKEL PRODUCTS	..	..	..	..	..	..	..	13.1
49	OTHER NON FERROUS METAL PRODUCTS	..	..	..	..	..	-61.0	..	-13.7
50	BOILERS, TANKS & PLATES	..	..	..	42.5	0.4	17.4	2.0	-0.8
51	FABRICATED STRUCTURAL METAL PROD.	..	..	..	0.2	..	1.4	0.6	-55.9
52	OTHER METAL FABRICATED PRODUCTS	..	..	..	37.3	4.4	46.2	15.7	-53.4
53	AGRICULTURAL MACHINERY	..	..	..	0.1	..	381.3	2.8	-27.6
54	OTHER INDUSTRIAL MACHINERY	..	..	..	1008.9	213.0	522.5	62.9	-261.0
55	MOTOR VEHICLES	70.1	..	..	242.5	46.1	487.5	66.3	15.8
56	MOTOR VEHICLE PARTS	..	..	..	12.0	1.3	26.2	2.0	-131.0
57	OTHER TRANSPORT EQUIPMENT	..	..	..	25.6	46.9	302.7	33.1	16.1
58	APPLIANCES & RECEIVERS,HOUSEHOLD	..	..	..	5.2	0.4	86.1	6.3	-29.5
59	OTHER ELECTRICAL PRODUCTS	..	..	..	70.4	13.4	844.6	19.8	-53.1
60	CEMENT & CONCRETE PRODUCTS	..	..	..	..	..	..	..	-16.8
61	OTHER NON-METALLIC MINERAL PROD.	..	..	..	13.2	..	0.5	0.2	-19.3
62	GASOLINE & FUEL OIL	..	..	..	..	..	..	..	-36.2
63	OTHER PETROLEUM & COAL PROD.	..	..	..	..	..	..	..	-8.9
64	INDUSTRIAL CHEMICALS	..	..	..	..	..	8.7	..	9.4
65	FERTILIZERS	..	..	..	..	..	..	..	-15.2
66	PHARMACEUTICALS	..	..	..	..	..	..	..	0.2
67	OTHER CHEMICAL PRODUCTS	..	..	..	..	..	..	..	14.1
68	SCIENTIFIC EQUIPMENT	..	..	..	54.7	9.4	73.9	73.4	31.1
69	OTHER MANUFACTURED PRODUCTS	..	..	..	..	..	21.0	2.6	-9.8
70	RESIDENTIAL CONSTRUCTION	4289.4	..	18.0	..	..	..	..	..
71	NON-RESIDENTIAL CONSTRUCTION	..	3760.8	3309.7	..	..	..	..	..
72	REPAIR CONSTRUCTION	..	..	..	..	..	..	..	..
73	PIPELINE TRANSPORTATION	..	..	..	..	..	..	..	..
74	TRANSPORTATION & STORAGE	..	..	..	..	..	..	..	..
75	RADIO & TELEVISION BROADCASTING	..	..	..	..	..	..	..	..
76	TELEPHONE & TELEGRAPH	..	..	..	..	..	..	..	..
77	POSTAL SERVICES	..	..	..	..	..	..	..	..
78	ELECTRIC POWER	..	..	..	..	..	..	..	..
79	OTHER UTILITIES	..	..	..	..	..	..	..	..
80	WHOLESALE MARGINS	7.2	..	..	332.8	70.6	320.3	43.2	..
81	RETAIL MARGINS	9.4	..	..	27.2	5.0	91.8	5.8	..
82	IMPUTED RENT OWNER OCPD. DWEL.	..	..	..	..	..	..	..	..
83	OTHER FINANCE,INS.,REAL ESTATE	543.0	..	..	..	..	..	..	..
84	BUSINESS SERVICES	..	..	..	..	..	..	..	..
85	EDUCATION SERVICES	..	..	..	..	..	..	..	..
86	HEALTH SERVICES	..	..	..	..	..	..	..	..
87	AMUSEMENT & RECREATION SERVICES	..	..	..	..	..	..	..	..
88	ACCOMMODATION & FOOD SERVICES	..	..	..	..	..	..	..	..
89	OTHER PERSONAL & MISC. SERVICES	..	..	..	..	..	..	..	..
90	TRANSPORTATION MARGINS	1.3	..	..	40.8	8.6	66.7	8.6	..
91	OPERATING, OFFICE, LAB. & FOOD	..	..	..	..	..	..	..	..
92	TRAVEL, ADVERTISING & PROMOTION	..	..	..	..	..	..	..	..
93	NON-COMPETING IMPORTS	..	..	..	..	..	..	..	0.4
94	UNALLOCATED IMPORTS & EXPORTS	..	..	..	..	..	..	..	..
95	INDIRECT TAXES	6.0	..	..	157.1	21.6	358.5	28.4	..
96	SUBSIDIES	..	..	..	..	..	..	..	..
97	WAGES & SALARIES	..	..	..	..	..	..	..	..
98	SUPPLEMENTARY LABOUR INCOME	..	..	..	..	..	..	..	..
99	NET INCOME,UNINC. BUSINESS	..	..	..	..	..	..	..	..
100	OTHER OPERATING SURPLUS	..	..	..	..	..	..	..	..
	TOTAL	4876.4	3760.8	3327.7	2121.2	447.0	3719.2	417.3	-659.4

NOTE: DETAIL MAY NOT ADD DUE TO ROUNDING AND SUPPRESSION OF CONFIDENTIAL COMMODITIES.

TABLE 6. FINAL DEMAND MATRIX (AGGREGATION - M), 1971 (MILLIONS OF 1971 DOLLARS) - CONCLUDED

NO	COMMODITY AGGREGATION - M	DOMESTIC EXPORTS	RE-EXPORTS	IMPORTS	GOVT GROSS CURRENT EXPEND	GOVT SALE OF GOODS & SERVICES	FINAL EXPEND. ON GDP
1	GRAINS	806.0	--	-14.7	--	-0.1	700.5
2	LIVE ANIMALS	64.1	0.4	-38.9	--	-4.6	171.4
3	OTHER AGRICULTURAL PRODUCTS	270.1	2.7	-332.7	16.1	-4.9	615.4
4	FORESTRY PRODUCTS	42.4	--	-33.7	--	--	-15.3
5	FISH LANDINGS	31.9	0.1	-14.3	--	-0.1	28.0
6	HUNTING & TRAPPING PRODUCTS	11.5	1.5	-17.9	--	--	-3.6
7	IRON ORES & CONCENTRATES	368.7	--	-17.7	--	--	365.0
8	OTHER METAL ORES & CONCENTRATES	631.7	0.3	-240.1	--	--	406.6
9	COAL	77.7	0.5	-197.9	4.9	-23.2	-157.7
10	CRUDE MINERAL OILS	756.8	--	-696.4	--	--	59.2
11	NATURAL GAS	143.2	--	-6.3	8.7	--	194.2
12	NON-METALLIC MINERALS	266.8	5.1	-107.7	24.6	-0.3	208.4
13	SERVICES INCIDENTAL TO MINING	--	--	--	--	--	--
14	MEAT PRODUCTS	161.8	2.6	-148.5	0.1	-1.6	1801.5
15	DAIRY PRODUCTS	82.7	0.3	-31.4	--	--	1062.6
16	FISH PRODUCTS	243.9	2.1	-52.9	--	--	285.2
17	FRUITS & VEGETABLES PREPARATIONS	36.5	0.8	-158.8	--	--	469.8
18	FEEDS	59.4	0.1	-37.4	--	--	89.2
19	FLOUR,WHEAT,MEAL & OTHER CEREALS	50.4	--	-12.1	--	--	71.0
20	BREAKFAST CEREAL & BAKERY PROD.	16.4	--	-16.0	--	--	633.0
21	SUGAR	1.9	--	-0.1	--	--	73.1
22	MISC. FOOD PRODUCTS	61.0	10.0	-198.9	--	--	675.3
23	SOFT DRINKS	0.2	--	-0.9	--	--	327.5
24	ALCOHOLIC BEVERAGES	191.5	0.1	-137.1	--	--	816.9
25	TOBACCO PROCESSED UNMANUFACTURED	52.1	0.1	-6.1	--	--	38.0
26	CIGARETTES & TOBACCO MFG.	4.2	0.2	-9.1	--	--	401.8
27	TIRES & TUBES	16.6	1.2	-83.2	--	--	30.7
28	OTHER RUBBER PRODUCTS	13.6	1.3	-124.4	--	--	-26.9
29	PLASTIC FABRICATED PRODUCTS	22.8	1.9	-116.2	--	--	-64.3
30	LEATHER & LEATHER PRODUCTS	18.3	1.2	-145.3	0.3	--	286.7
31	YARNS & MAN MADE FIBRES	29.2	1.6	-179.4	0.1	--	-106.5
32	FABRICS	30.4	4.5	-37.1	0.4	--	-219.1
33	OTHER TEXTILE PRODUCTS	24.2	1.6	-185.2	22.4	--	235.9
34	HOSIERY & KNITTED WEAR	3.1	0.5	-11.1	0.4	--	420.8
35	CLOTHING & ACCESSORIES	64.0	2.0	-151.5	16.3	-1.9	1242.5
36	LUMBER & TIMBER	818.5	0.2	-48.5	--	-4.0	693.9
37	VENEER & PLYWOOD	68.6	0.2	-49.9	--	--	10.2
38	OTHER WOOD FABRICATED MATERIALS	90.7	1.5	-40.2	--	--	91.8
39	FURNITURE & FIXTURES	36.0	0.4	-55.2	3.2	-0.2	708.8
40	PULP	752.9	0.1	-15.4	--	--	731.3
41	NEWSPRINT & OTHER PAPER STOCK	1127.1	0.5	-70.1	--	--	1038.8
42	PAPER PRODUCTS	40.1	1.4	-145.1	--	--	139.6
43	PRINTING & PUBLISHING	34.5	6.4	-288.2	88.3	-12.7	284.1
44	ADVERTISING,PRINT MEDIA	--	--	--	--	-0.1	-0.1
45	IRON & STEEL PRODUCTS	279.7	12.0	-453.8	--	--	-175.8
46	ALUMINUM PRODUCTS	493.8	1.3	-90.7	--	--	340.7
47	COPPER & COPPER ALLOY PRODUCTS	409.3	1.8	-51.9	--	--	386.3
48	NICKEL PRODUCTS	574.7	38.8	-55.9	--	--	570.7
49	OTHER NON FERROUS METAL PRODUCTS	290.5	11.6	-133.6	--	--	98.4
50	BOILERS, TANKS & PLATES	24.6	0.2	-34.5	--	--	51.9
51	FABRICATED STRUCTURAL METAL PROD.	60.2	0.5	-91.8	--	--	-83.3
52	OTHER METAL FABRICATED PRODUCTS	152.9	17.7	-581.0	26.6	--	-190.6
53	AGRICULTURAL MACHINERY	163.1	12.3	-392.3	--	--	150.9
54	OTHER INDUSTRIAL MACHINERY	544.0	100.8	-2036.3	25.6	-0.9	230.5
55	MOTOR VEHICLES	2675.1	7.7	-1710.9	20.0	--	3870.4
56	MOTOR VEHICLE PARTS	1241.0	37.4	-2358.2	--	-0.2	-1018.6
57	OTHER TRANSPORT EQUIPMENT	537.0	38.4	-437.7	190.4	-5.5	914.1
58	APPLIANCES & RECEIVERS,HOUSEHOLD	66.7	4.2	-344.8	0.1	--	630.1
59	OTHER ELECTRICAL PRODUCTS	387.0	29.7	-838.0	35.4	--	619.3
60	CEMENT & CONCRETE PRODUCTS	40.9	--	-3.3	--	--	24.1
61	OTHER NON-METALLIC MINERAL PROD.	72.7	1.2	-246.8	--	--	-108.0
62	GASOLINE & FUEL OIL	44.0	5.9	-165.8	111.2	-1.9	797.8
63	OTHER PETROLEUM & COAL PROD.	65.6	0.2	-87.7	4.1	-8.2	4.6
64	INDUSTRIAL CHEMICALS	--	4.8	-480.3	18.4	-4.1	-177.4
65	FERTILIZERS	--	--	-15.9	--	--	113.3
66	PHARMACEUTICALS	20.6	6.2	-94.3	81.0	-0.1	315.7
67	OTHER CHEMICAL PRODUCTS	81.8	2.8	-325.2	15.5	--	265.2
68	SCIENTIFIC EQUIPMENT	86.0	22.7	-580.0	74.5	-8.4	84.5
69	OTHER MANUFACTURED PRODUCTS	98.6	8.2	-365.2	2.5	-3.8	293.0
70	RESIDENTIAL CONSTRUCTION	--	--	--	--	--	4257.4
71	NON-RESIDENTIAL CONSTRUCTION	--	--	--	47.5	--	9250.3
72	REPAIR CONSTRUCTION	--	--	--	606.5	--	638.1
73	PIPELINE TRANSPORTATION	246.0	--	-74.2	8.7	--	235.1
74	TRANSPORTATION & STORAGE	456.5	--	-129.5	287.3	-72.0	1649.9
75	RADIO & TELEVISION BROADCASTING	9.3	--	-9.3	--	--	66.7
76	TELEPHONE & TELEGRAPH	19.3	--	-15.2	136.3	-0.6	918.4
77	POSTAL SERVICES	7.3	--	-4.1	42.8	--	150.8
78	ELECTRIC POWER	43.2	--	-8.0	185.7	-3.7	971.3
79	OTHER UTILITIES	--	--	--	53.5	-222.0	255.7
80	WHOLESALE MARGINS	606.2	--	-91.1	79.1	--	3303.9
81	RETAIL MARGINS	--	--	--	61.0	--	6286.1
82	IMPUTED RENT OWNER OCPD DWEL	--	--	--	--	--	5560.3
83	OTHER FINANCE,INS.REAL ESTATE	85.5	--	-329.1	305.3	-223.5	6201.1
84	BUSINESS SERVICES	225.1	--	-517.0	456.7	-41.0	416.0
85	EDUCATION SERVICES	--	--	--	233.4	-298.1	263.6
86	HEALTH SERVICES	--	--	--	1275.7	-299.4	1890.1
87	AMUSEMENT & RECREATION SERVICES	--	--	--	14.5	-126.1	543.5
88	ACCOMMODATION & FOOD SERVICES	--	--	--	11.5	-24.5	3306.0
89	OTHER PERSONAL & MISC. SERVICES	51.9	--	-58.3	320.3	-307.5	1844.5
90	TRANSPORTATION MARGINS	860.1	2.3	--	29.1	--	1575.9
91	OPERATING, OFFICE, LAB. & FOOD	--	--	--	1392.2	--	1659.7
92	TRAVEL, ADVERTISING & PROMOTION	--	--	--	317.5	--	401.5
93	NON-COMPETING IMPORTS	--	0.9	-401.9	--	--	-281.8
94	UNALLOCATED IMPORTS & EXPORTS	1701.4	--	-2058.5	--	--	-261.3
95	INDIRECT TAXES	4.3	--	925.0	94.8	--	6333.1
96	SUBSIDIES	--	--	--	--	--	--
97	WAGES & SALARIES	--	--	--	11082.5	--	12893.9
98	SUPPLEMENTARY LABOUR INCOME	--	--	--	886.7	--	980.0
99	NET INCOME,UNINC. BUSINESS	--	--	--	--	--	--
100	OTHER OPERATING SURPLUS	--	--	--	1359.8	--	1502.8
	<b>TOTAL</b>	<b>20705.1</b>	<b>423.2</b>	<b>-19465.3</b>	<b>20059.6</b>	<b>-1705.2</b>	<b>95675.8</b>

NOTE: DETAIL MAY NOT ADD DUE TO ROUNDING AND SUPPRESSION OF CONFIDENTIAL COMMODITIES.

TABLE 7. MAKE (OUTPUT) MATRIX (AGGREGATION - S), 1972 (MILLIONS OF 1971 DOLLARS)

NO.	COMMODITY AGGREGATION - S	AGRICUL- TURE	FORE- TRY	FISHING, HUNTING & TRAPPING	MINES QUARRIES & OIL WELLS	MANUFAC- TURING	CONSTRUC- TION
1	GRAINS	863.2	--	--	--	0.9	--
2	OTHER AGRICULTURAL PRODUCTS	3759.9	9.9	--	--	10.9	--
3	FORESTRY PRODUCTS	41.9	1396.6	--	--	39.8	--
4	FISHING & TRAPPING PRODUCTS	--	--	212.0	--	--	--
5	METALLIC ORES & CONCENTRATES	--	--	--	2039.5	123.5	--
6	MINERALS FUELS	--	--	--	2217.7	6.5	--
7	NON-METALLIC MINERALS	--	--	--	520.7	23.3	--
8	SERVICES INCIDENTAL TO MINING	--	--	--	485.8	--	--
9	MEAT,FISH & DAIRY PRODUCTS	68.3	--	1.7	--	4430.9	--
10	FRUIT,VEG.,FEED,MISC.FOOD PROD.	13.5	--	--	--	3750.3	--
11	BEVERAGES	--	--	--	--	1284.6	--
12	TOBACCO & TOBACCO PRODUCTS	--	--	--	--	568.2	--
13	RUBBER,LEATHER,PLASTIC FAB.PRO	--	--	--	--	1527.9	--
14	TEXTILE PRODUCTS	--	--	--	--	1872.0	--
15	KNITTED PRODUCTS & CLOTHING	--	--	--	--	1997.8	--
16	LUMBER,SAWMILL,OTHER WOOD PROD.	--	8.1	--	--	2545.0	--
17	FURNITURE & FIXTURES	--	--	--	--	898.3	--
18	PAPER & PAPER PRODUCTS	--	--	--	--	4420.5	--
19	PRINTING & PUBLISHING	--	--	--	--	1791.4	--
20	PRIMARY METAL PRODUCTS	--	--	--	0.8	5127.2	--
21	METAL FABRICATED PRODUCTS	--	--	--	--	3616.4	--
22	MACHINERY & EQUIPMENT	--	0.1	--	29.9	2193.3	--
23	AUTOS,TRUCKS,OTHER TRANSP. EQP	--	--	--	--	7888.0	--
24	ELEC. & COMMUNICATIONS PROD.	--	--	--	--	3288.1	--
25	NON-METALLIC MINERAL PRODUCTS	--	--	--	6.4	1612.1	--
26	PETROLEUM & COAL PRODUCTS	--	--	--	73.0	2389.7	--
27	CHEMICALS,CHEMICAL PROD.	--	--	--	133.2	3022.2	--
28	MISC. MANUFACTURED PRODUCTS	--	--	--	--	1242.2	--
29	RESIDENTIAL CONSTRUCTION	--	--	--	--	--	4811.3
30	NON-RESIDENTIAL CONSTRUCTION	--	--	--	--	--	9142.5
31	REPAIR CONSTRUCTION	--	--	--	--	--	2827.4
32	TRANSPORTATION & STORAGE	--	2.7	--	--	0.5	--
33	COMMUNICATION SERVICES	--	--	--	--	--	--
34	OTHER UTILITIES	--	0.1	--	1.2	26.2	--
35	WHOLESALE MARGINS	--	6.4	--	4.6	1476.6	--
36	RETAIL MARGINS	--	--	--	--	--	--
37	IMPUTED RENT OWNER OCPD. DWEL.	--	--	--	--	--	--
38	OTHER FINANCE,INS.,REAL ESTATE	6.0	0.8	--	41.7	95.6	108.2
39	BUSINESS SERVICES	--	--	--	--	45.8	--
40	PERSONAL & OTHER MISC. SERVICE	--	29.8	3.3	18.6	256.4	108.5
41	TRANSPORTATION MARGINS	--	--	--	--	--	--
42	OPERATING,OFFICE,LAB & FOOD	--	--	--	--	--	--
43	TRAVEL, ADVERTISING, PROMOTION	--	--	--	--	--	--
	<b>TOTAL</b>	<b>4752.8</b>	<b>1454.6</b>	<b>217.0</b>	<b>5573.2</b>	<b>57571.9</b>	<b>16997.9</b>

NOTE: DETAIL MAY NOT ADD DUE TO ROUNDING.

TABLE 7. MAKE (OUTPUT) MATRIX (AGGREGATION - S), 1972 (MILLIONS OF 1971 DOLLARS) - CONTINUED

NO.	COMMODITY AGGREGATION - S	TRANS. & STORAGE	COMMUNI- CATION	ELEC POWER GAS,OTHER UTILITIES	WHOLESALE TRADE	RETAIL TRADE	FINANCE, INS. & REAL EST.
1	GRAINS	--	--	--	--	--	--
2	OTHER AGRICULTURAL PRODUCTS	--	--	--	--	3.9	--
3	FORESTRY PRODUCTS	--	--	2.0	0.8	--	--
4	FISHING & TRAPPING PRODUCTS	--	--	--	--	--	--
5	METALLIC ORES & CONCENTRATES	--	--	--	--	--	--
6	MINERALS FUELS	--	--	--	--	--	--
7	NON-METALLIC MINERALS	--	--	--	1.9	--	--
8	SERVICES INCIDENTAL TO MINING	--	--	--	--	--	--
9	MEAT,FISH & DAIRY PRODUCTS	--	--	--	2.9	187.2	--
10	FRUIT,VEG.,FEED,MISC.FOOD PROD.	--	--	--	20.9	3.5	--
11	BEVERAGES	--	--	--	--	--	--
12	TOBACCO & TOBACCO PRODUCTS	--	--	--	0.3	--	--
13	RUBBER,LEATHER,PLASTIC FAB.PRO	--	--	--	4.2	--	--
14	TEXTILE PRODUCTS	--	--	--	5.5	2.5	--
15	KNITTED PRODUCTS & CLOTHING	--	--	--	3.0	0.5	--
16	LUMBER,SAWMILL,OTHER WOOD PROD.	--	--	--	11.6	--	--
17	FURNITURE & FIXTURES	--	--	--	1.8	--	--
18	PAPER & PAPER PRODUCTS	--	--	--	9.2	--	--
19	PRINTING & PUBLISHING	--	--	--	2.2	--	--
20	PRIMARY METAL PRODUCTS	--	--	--	3.5	--	--
21	METAL FABRICATED PRODUCTS	--	--	--	9.0	--	--
22	MACHINERY & EQUIPMENT	--	--	--	16.8	--	--
23	AUTOS,TRUCKS,OTHER TRANSP. EQP	63.3	--	--	5.3	--	--
24	ELEC. & COMMUNICATIONS PROD.	--	113.8	--	18.2	--	--
25	NON-METALLIC MINERAL PRODUCTS	--	--	--	2.3	--	--
26	PETROLEUM & COAL PRODUCTS	1.8	--	0.3	--	--	--
27	CHEMICALS,CHEMICAL PROD.	--	--	--	7.3	--	--
28	MISC. MANUFACTURED PRODUCTS	--	--	--	22.7	--	--
29	RESIDENTIAL CONSTRUCTION	--	--	--	--	--	--
30	NON-RESIDENTIAL CONSTRUCTION	--	--	--	--	--	--
31	REPAIR CONSTRUCTION	--	--	--	--	--	--
32	TRANSPORTATION & STORAGE	8292.0	--	8.0	--	8.4	0.9
33	COMMUNICATION SERVICES	--	2842.6	--	--	--	--
34	OTHER UTILITIES	1.0	--	2646.3	--	--	0.2
35	WHOLESALE MARGINS	1.0	--	--	5593.0	--	--
36	RETAIL MARGINS	13.3	--	31.4	--	7305.1	--
37	IMPUTED RENT OWNER OCPD. DWEL.	--	--	--	--	--	5731.2
38	OTHER FINANCE,INS.,REAL ESTATE	31.3	1.6	5.3	42.3	60.9	11069.3
39	BUSINESS SERVICES	13.7	22.6	0.3	4.4	0.5	17.0
40	PERSONAL & OTHER MISC. SERVICE	79.9	17.8	41.6	563.2	1447.6	154.7
41	TRANSPORTATION MARGINS	--	--	--	--	--	--
42	OPERATING,OFFICE,LAB & FOOD	--	--	--	--	--	--
43	TRAVEL, ADVERTISING, PROMOTION	--	--	--	--	--	--
	<b>TOTAL</b>	<b>8497.4</b>	<b>2998.4</b>	<b>2735.2</b>	<b>6352.5</b>	<b>9020.2</b>	<b>16973.2</b>

NOTE: DETAIL MAY NOT ADD DUE TO ROUNDING.



TABLE 7. MAKE (OUTPUT) MATRIX (AGGREGATION - S), 1972 (MILLIONS OF 1971 DOLLARS) - CONCLUDED

NO.	COMMODITY AGGREGATION - S	BUSINESS & PERSONAL SERVICES	TRANS. MARGINS	OPERATING OFFICE SUPPLIES	TRAVEL, PROMOTION, ADVTG.	TOTAL INDUSTRIES
1	GRAINS	--	--	--	--	864.1
2	OTHER AGRICULTURAL PRODUCTS	--	--	--	--	3784.6
3	FORESTRY PRODUCTS	--	--	--	--	1481.0
4	FISHING & TRAPPING PRODUCTS	--	--	--	--	212.0
5	METALLIC ORES & CONCENTRATES	--	--	--	--	2163.0
6	MINERALS FUELS	--	--	--	--	2224.2
7	NON-METALLIC MINERALS	--	--	--	--	546.0
8	SERVICES INCIDENTAL TO MINING	--	--	--	--	485.8
9	MEAT, FISH & DAIRY PRODUCTS	--	--	--	--	4691.1
10	FRUIT, VEG., FEED, MISC. FOOD PROD.	--	--	--	--	3788.2
11	BEVERAGES	--	--	--	--	1284.6
12	TOBACCO & TOBACCO PRODUCTS	--	--	--	--	568.5
13	RUBBER, LEATHER, PLASTIC FAB. PRO.	--	--	--	--	1532.1
14	TEXTILE PRODUCTS	--	--	--	--	1880.0
15	KNITTED PRODUCTS & CLOTHING	--	--	--	--	2001.3
16	LUMBER, SAWMILL, OTHER WOOD PROD.	--	--	--	--	2564.8
17	FURNITURE & FIXTURES	--	--	--	--	900.1
18	PAPER & PAPER PRODUCTS	--	--	--	--	4429.6
19	PRINTING & PUBLISHING	--	--	--	--	1793.6
20	PRIMARY METAL PRODUCTS	--	--	--	--	5131.5
21	METAL FABRICATED PRODUCTS	--	--	--	--	3625.4
22	MACHINERY & EQUIPMENT	--	--	--	--	2240.2
23	AUTOS, TRUCKS, OTHER TRANSP. EQP.	--	--	--	--	7956.5
24	ELEC. & COMMUNICATIONS PROD.	--	--	--	--	3420.1
25	NON-METALLIC MINERAL PRODUCTS	--	--	--	--	1620.8
26	PETROLEUM & COAL PRODUCTS	--	--	--	--	2464.9
27	CHEMICALS, CHEMICAL PROD.	--	--	--	--	3162.6
28	MISC. MANUFACTURED PRODUCTS	--	--	--	--	1264.9
29	RESIDENTIAL CONSTRUCTION	--	--	--	--	4811.3
30	NON-RESIDENTIAL CONSTRUCTION	--	--	--	--	9142.5
31	REPAIR CONSTRUCTION	--	--	--	--	2827.4
32	TRANSPORTATION & STORAGE	--	--	--	--	8312.6
33	COMMUNICATION SERVICES	--	--	--	--	2842.6
34	OTHER UTILITIES	5.4	--	--	--	2683.4
35	WHOLESALE MARGINS	75.6	--	--	--	7157.3
36	RETAIL MARGINS	58.7	--	--	--	7408.5
37	IMPUTED RENT OWNER OCPD. DWEL.	--	--	--	--	5731.2
38	OTHER FINANCE, INS., REAL ESTATE	84.6	--	--	--	11547.5
39	BUSINESS SERVICES	2959.9	--	--	--	3064.2
40	PERSONAL & OTHER MISC. SERVICE	8832.4	--	--	--	11553.9
41	TRANSPORTATION MARGINS	--	3649.1	--	--	3649.1
42	OPERATING, OFFICE, LAB & FOOD	--	--	6792.1	--	6792.1
43	TRAVEL, ADVERTISING, PROMOTION	--	--	--	3256.3	3256.3
	<b>TOTAL</b>	<b>12019.6</b>	<b>3649.1</b>	<b>6792.1</b>	<b>3256.3</b>	<b>158861.3</b>

NOTE: DETAIL MAY NOT ADD DUE TO ROUNDING.

TABLE 8. USE (INPUT) MATRIX (AGGREGATION - S), 1972 (MILLIONS OF 1971 DOLLARS)

NO.	COMMODITY AGGREGATION - S	AGRICULTURE	FORESTRY	FISHING, HUNTING & TRAPPING	MINES QUARRIES & OIL WELLS	MANUFACTURING	CONSTRUCTION
1	GRAINS	29.5	--	--	--	359.4	--
2	OTHER AGRICULTURAL PRODUCTS	264.4	--	--	--	2512.1	10.1
3	FORESTRY PRODUCTS	0.4	165.0	--	--	1372.3	5.6
4	FISHING & TRAPPING PRODUCTS	--	--	1.8	--	175.9	--
5	METALLIC ORES & CONCENTRATES	--	--	--	6.1	1435.7	--
6	MINERALS FUELS	2.6	--	--	8.0	1806.4	2.8
7	NON-METALLIC MINERALS	4.4	--	0.4	20.8	217.9	78.4
8	SERVICES INCIDENTAL TO MINING	--	--	--	215.5	--	270.3
9	MEAT, FISH & DAIRY PRODUCTS	2.8	--	--	--	859.7	--
10	FRUIT, VEG., FEED, MISC. FOOD PROD.	533.4	--	--	--	822.1	--
11	BEVERAGES	--	--	--	--	66.5	--
12	TOBACCO & TOBACCO PRODUCTS	--	--	--	--	123.6	--
13	RUBBER, LEATHER, PLASTIC FAB. PRO.	12.3	--	--	4.0	669.7	206.0
14	TEXTILE PRODUCTS	13.4	2.8	6.6	1.6	1698.2	93.6
15	KNITTED PRODUCTS & CLOTHING	--	--	--	--	167.9	--
16	LUMBER, SAWMILL, OTHER WOOD PROD.	2.9	--	1.8	1.2	658.2	895.4
17	FURNITURE & FIXTURES	--	--	--	--	44.9	15.7
18	PAPER & PAPER PRODUCTS	3.9	--	--	7.0	1674.9	120.4
19	PRINTING & PUBLISHING	--	--	--	0.2	196.6	--
20	PRIMARY METAL PRODUCTS	--	--	--	47.4	3344.8	582.7
21	METAL FABRICATED PRODUCTS	26.1	9.8	0.9	6.5	1603.7	1668.5
22	MACHINERY & EQUIPMENT	46.1	6.4	2.8	54.0	586.8	202.8
23	AUTOS, TRUCKS, OTHER TRANSP. EQP.	1.0	3.6	14.4	5.9	3012.6	22.8
24	ELEC. & COMMUNICATIONS PROD.	--	--	6.0	5.4	871.2	676.8
25	NON-METALLIC MINERAL PRODUCTS	0.6	0.1	0.3	10.7	589.9	1001.7
26	PETROLEUM & COAL PRODUCTS	193.2	30.1	10.6	61.9	445.9	168.1
27	CHEMICALS, CHEMICAL PROD.	194.2	1.7	0.4	71.6	1819.8	143.1
28	MISC. MANUFACTURED PRODUCTS	--	--	3.3	--	350.3	103.0
29	RESIDENTIAL CONSTRUCTION	--	--	--	--	--	--
30	NON-RESIDENTIAL CONSTRUCTION	--	--	--	--	--	--
31	REPAIR CONSTRUCTION	104.7	19.1	0.3	130.4	234.6	10.4
32	TRANSPORTATION & STORAGE	16.9	156.2	1.9	54.6	403.2	153.7
33	COMMUNICATION SERVICES	29.0	3.2	0.4	13.9	272.4	29.5
34	OTHER UTILITIES	74.3	1.0	0.2	118.6	608.8	9.1
35	WHOLESALE MARGINS	141.9	10.9	5.5	56.5	1270.2	771.8
36	RETAIL MARGINS	36.8	1.2	1.2	3.0	11.7	86.6
37	IMPUTED RENT OWNER OCPD. DWEL.	--	--	3.5	511.1	824.9	223.7
38	OTHER FINANCE, INS., REAL ESTATE	144.4	101.5	0.4	180.8	618.8	571.1
39	BUSINESS SERVICES	9.8	5.1	3.2	31.1	259.7	267.8
40	PERSONAL & OTHER MISC. SERVICE	11.0	54.1	2.1	26.5	1152.3	324.7
41	TRANSPORTATION MARGINS	66.8	3.3	2.4	45.4	1787.2	340.6
42	OPERATING, OFFICE, LAB & FOOD	238.8	163.9	2.4	35.0	1283.7	82.3
43	TRAVEL, ADVERTISING, PROMOTION	0.3	4.6	--	--	281.8	--
44	NON-COMPETING IMPORTS	--	--	--	--	--	--
45	UNALLOCATED IMPORTS & EXPORTS	--	--	--	--	--	--
46	NET INDIRECT TAXES	103.2	44.6	4.7	154.3	557.5	964.9
	<b>GDP AT FACTOR COST</b>	<b>2443.9</b>	<b>666.4</b>	<b>142.0</b>	<b>3275.3</b>	<b>20518.2</b>	<b>6893.7</b>
	<b>TOTAL</b>	<b>4752.8</b>	<b>1454.6</b>	<b>217.0</b>	<b>5573.2</b>	<b>57571.9</b>	<b>16957.9</b>

NOTE: DETAIL MAY NOT ADD DUE TO ROUNDING.

TABLE 8. USE (INPUT) MATRIX (AGGREGATION - S), 1972 (MILLIONS OF 1971 DOLLARS) - CONTINUED

COMMODITY AGGREGATION - S	TRANS. & STORAGE	COMMUNICATION	ELEC POWER GAS, OTHER UTILITIES	WHOLESALE TRADE	RETAIL TRADE	FINANCE, INS. & REAL EST.
NO.						
1	GRAINS	--	--	4.6	--	--
2	OTHER AGRICULTURAL PRODUCTS	2.6	--	1.9	179.6	--
3	FORESTRY PRODUCTS	--	--	2.9	--	--
4	FISHING & TRAPPING PRODUCTS	--	--	--	--	--
5	METALLIC ORES & CONCENTRATES	--	--	--	--	--
6	MINERALS FUELS	18.4	0.1	9.7	0.2	--
7	NON-METALLIC MINERALS	3.2	--	2.8	8.5	5.8
8	SERVICES INCIDENTAL TO MINING	--	--	0.1	--	--
9	MEAT, FISH & DAIRY PRODUCTS	--	--	1.1	2.2	--
10	FRUIT, VEG. FEED, MISC. FOOD PROD.	0.6	--	8.6	--	--
11	BEVERAGES	--	--	--	--	--
12	TOBACCO & TOBACCO PRODUCTS	--	--	0.1	--	--
13	RUBBER, LEATHER, PLASTIC FAB. PRO.	59.1	--	16.9	18.8	--
14	TEXTILE PRODUCTS	7.1	1.2	8.6	2.3	--
15	KNITTED PRODUCTS & CLOTHING	--	--	--	11.2	--
16	LUMBER, SAWMILL, OTHER WOOD PROD.	--	--	14.4	4.8	--
17	FURNITURE & FIXTURES	--	--	--	--	--
18	PAPER & PAPER PRODUCTS	4.6	--	62.5	141.2	--
19	PRINTING & PUBLISHING	4.2	20.4	1.4	9.2	24.6
20	PRIMARY METAL PRODUCTS	7.7	--	6.9	--	--
21	METAL FABRICATED PRODUCTS	5.1	--	28.2	14.1	--
22	MACHINERY & EQUIPMENT	1.6	0.2	4.1	--	--
23	AUTOS, TRUCKS, OTHER TRANSP. EQP.	250.1	--	0.8	--	--
24	ELEC. & COMMUNICATIONS PROD.	17.2	66.9	5.9	--	--
25	NON-METALLIC MINERAL PRODUCTS	2.7	--	3.0	1.7	--
26	PETROLEUM & COAL PRODUCTS	296.5	5.9	33.4	64.0	47.6
27	CHEMICALS, CHEMICAL PROD.	8.5	1.6	--	10.1	9.9
28	MISC. MANUFACTURED PRODUCTS	6.1	8.6	--	5.1	5.9
29	RESIDENTIAL CONSTRUCTION	--	--	--	--	--
30	NON-RESIDENTIAL CONSTRUCTION	--	--	--	--	--
31	REPAIR CONSTRUCTION	226.0	63.8	109.2	8.0	44.9
32	TRANSPORTATION & STORAGE	912.5	77.7	21.6	168.5	103.8
33	COMMUNICATION SERVICES	107.0	80.8	10.1	150.3	209.1
34	OTHER UTILITIES	45.5	10.5	29.5	48.3	194.0
35	WHOLESALE MARGINS	139.0	9.6	6.3	119.8	32.4
36	RETAIL MARGINS	10.4	20.2	0.4	5.9	9.0
37	IMPUTED RENT OWNER OCPD, DWEL.	--	--	--	--	--
38	OTHER FINANCE, INS., REAL ESTATE	222.5	40.3	59.1	329.9	668.0
39	BUSINESS SERVICES	69.7	42.9	20.0	139.0	96.3
40	PERSONAL & OTHER MISC. SERVICE	266.9	64.8	20.2	53.9	57.0
41	TRANSPORTATION MARGINS	33.4	2.4	9.1	14.4	2.2
42	OPERATING, OFFICE, LAB & FOOD	426.4	72.2	37.7	215.6	257.9
43	TRAVEL, ADVERTISING, PROMOTION	93.8	38.8	13.6	342.4	323.4
44	NON-COMPETING IMPORTS	--	--	--	--	294.2
45	UNALLOCATED IMPORTS & EXPORTS	--	--	--	--	3.2
46	NET INDIRECT TAXES	343.7	-89.0	54.5	81.4	264.6
	GDP AT FACTOR COST	4905.4	2458.5	2175.9	4410.9	6283.6
	TOTAL	8497.4	2998.4	2735.2	6352.5	9020.2

NOTE: DETAIL MAY NOT ADD DUE TO ROUNDING.

TABLE 8. USE (INPUT) MATRIX (AGGREGATION - S), 1972 (MILLIONS OF 1971 DOLLARS) - CONCLUDED

COMMODITY AGGREGATION - S	BUSINESS & PERSONAL SERVICES	TRANS. MARGINS	OPERATING OFFICE SUPPLIES	TRAVEL, PROMOTION, ADVTG.	TOTAL INDUSTRIES	
NO.						
1	GRAINS	--	--	--	393.5	
2	OTHER AGRICULTURAL PRODUCTS	70.2	--	41.8	3082.6	
3	FORESTRY PRODUCTS	--	--	--	1546.2	
4	FISHING & TRAPPING PRODUCTS	8.2	--	1.5	187.4	
5	METALLIC ORES & CONCENTRATES	0.6	--	--	1452.2	
6	MINERALS FUELS	5.1	--	--	1984.0	
7	NON-METALLIC MINERALS	0.8	--	0.2	326.2	
8	SERVICES INCIDENTAL TO MINING	--	--	--	485.8	
9	MEAT, FISH & DAIRY PRODUCTS	532.4	--	150.1	1548.3	
10	FRUIT, VEG. FEED, MISC. FOOD PROD.	174.7	--	90.7	1630.2	
11	BEVERAGES	15.3	--	11.8	121.1	
12	TOBACCO & TOBACCO PRODUCTS	--	--	27.5	283.1	
13	RUBBER, LEATHER, PLASTIC FAB. PRO.	11.2	--	--	123.7	
14	TEXTILE PRODUCTS	62.9	--	294.6	1295.7	
15	KNITTED PRODUCTS & CLOTHING	3.0	--	38.6	1937.0	
16	LUMBER, SAWMILL, OTHER WOOD PROD.	19.2	--	23.3	205.5	
17	FURNITURE & FIXTURES	1.5	--	4.0	1601.8	
18	PAPER & PAPER PRODUCTS	63.4	--	--	62.1	
19	PRINTING & PUBLISHING	9.4	--	307.5	2387.5	
20	PRIMARY METAL PRODUCTS	4.0	--	404.1	1459.8	
21	METAL FABRICATED PRODUCTS	6.3	--	22.6	4016.0	
22	MACHINERY & EQUIPMENT	0.1	--	415.4	3784.6	
23	AUTOS, TRUCKS, OTHER TRANSP. EQP.	0.1	--	823.5	1728.3	
24	ELEC. & COMMUNICATIONS PROD.	0.8	--	378.6	3717.0	
25	NON-METALLIC MINERAL PRODUCTS	7.7	--	279.3	1933.8	
26	PETROLEUM & COAL PRODUCTS	66.3	--	31.5	1649.9	
27	CHEMICALS, CHEMICAL PROD.	78.9	--	6.8	1508.9	
28	MISC. MANUFACTURED PRODUCTS	93.2	--	325.3	2667.2	
29	RESIDENTIAL CONSTRUCTION	--	--	215.2	847.7	
30	NON-RESIDENTIAL CONSTRUCTION	--	--	--	--	
31	REPAIR CONSTRUCTION	25.7	--	--	2224.6	
32	TRANSPORTATION & STORAGE	35.3	3649.1	--	6289.9	
33	COMMUNICATION SERVICES	185.7	--	524.0	1623.6	
34	OTHER UTILITIES	81.9	--	295.7	1303.7	
35	WHOLESALE MARGINS	102.5	--	--	3493.7	
36	RETAIL MARGINS	55.8	--	769.8	545.6	
37	IMPUTED RENT OWNER OCPD, DWEL.	--	--	257.4	--	
38	OTHER FINANCE, INS., REAL ESTATE	596.2	--	--	4966.8	
39	BUSINESS SERVICES	242.0	--	--	2588.1	
40	PERSONAL & OTHER MISC. SERVICE	277.6	--	307.4	3231.9	
41	TRANSPORTATION MARGINS	40.8	--	1068.0	1874.4	
42	OPERATING, OFFICE, LAB & FOOD	835.0	--	166.0	5155.5	
43	TRAVEL, ADVERTISING, PROMOTION	305.9	--	--	2817.6	
44	NON-COMPETING IMPORTS	6.7	--	3.6	295.3	
45	UNALLOCATED IMPORTS & EXPORTS	--	--	124.1	267.3	
46	NET INDIRECT TAXES	240.4	--	536.7	6242.4	
	GDP AT FACTOR COST	7753.0	--	211.2	72256.7	
	TOTAL	12019.6	3649.1	6792.1	3256.3	158861.3

NOTE: DETAIL MAY NOT ADD DUE TO ROUNDING.

TABLE 9. FINAL DEMAND MATRIX (AGGREGATION - S), 1972 (MILLIONS OF 1971 DOLLARS)

NO.	COMMODITY AGGREGATION - S	CONS. EXP. DURABLE	CONS. EXP. SEMI DURABLE	CONS. EXP. NON DURABLE	CONS. EXP. SERVICES	CONS. TRUCTION BUSINESS	CONS. TRUCTION GOVERNMENT	MACHINERY, EQUIPMENT BUSINESS	MACHINERY, EQUIPMENT GOVERNMENT
1	GRAINS	--	--	--	--	--	--	--	--
2	OTHER AGRICULTURAL PRODUCTS	--	12.7	664.6	21.5	--	--	--	--
3	FORESTRY PRODUCTS	--	--	32.9	--	--	--	--	--
4	FISHING & TRAPPING PRODUCTS	--	--	10.9	--	--	--	--	--
5	METALLIC ORES & CONCENTRATES	--	--	--	--	--	--	--	--
6	MINERALS FUELS	--	--	57.2	5.0	--	--	--	--
7	NON-METALLIC MINERALS	--	1.2	10.7	--	--	--	--	--
8	SERVICES INCIDENTAL TO MINING	--	--	--	--	--	--	--	--
9	MEAT,FISH & DAIRY PRODUCTS	--	--	2933.4	--	--	--	--	--
10	FRUIT,VEG.,FEED,MISC.FOOD PROD.	--	--	2353.6	--	--	--	--	--
11	BEVERAGES	--	--	1052.5	--	--	--	--	--
12	TOBACCO & TOBACCO PRODUCTS	--	--	417.6	--	--	--	--	--
13	RUBBER,LEATHER,PLASTIC FAB.PRO	131.6	512.2	25.5	--	--	--	9.5	2.0
14	TEXTILE PRODUCTS	210.2	364.2	43.8	5.9	--	--	9.5	0.9
15	KNITTED PRODUCTS & CLOTHING	--	1935.2	--	--	--	--	--	--
16	LUMBER,SAWMILL,OTHER WOOD PROD	20.7	32.5	0.5	--	--	--	11.4	0.2
17	FURNITURE & FIXTURES	597.3	23.3	--	--	--	--	169.6	39.2
18	PAPER & PAPER PRODUCTS	--	19.2	245.1	--	--	--	--	--
19	PRINTING & PUBLISHING	--	464.9	--	29.6	--	--	--	--
20	PRIMARY METAL PRODUCTS	--	3.6	--	--	--	--	-63.1	--
21	METAL FABRICATED PRODUCTS	34.4	147.1	12.2	--	--	--	165.9	19.3
22	MACHINERY & EQUIPMENT	56.8	26.7	--	--	--	--	2161.4	56.5
23	AUTOS,TRUCKS,OTHER TRANSP. EQP	2574.9	--	--	--	87.3	--	1415.9	120.9
24	ELEC. & COMMUNICATIONS PROD.	1135.6	74.7	--	--	--	--	1109.5	30.5
25	NON-METALLIC MINERAL PRODUCTS	--	96.0	--	--	--	--	16.7	0.2
26	PETROLEUM & COAL PRODUCTS	--	0.5	926.5	15.9	--	--	--	--
27	CHEMICALS,CHEMICAL PROD	18.0	50.1	785.3	0.1	--	--	4.7	--
28	MISC. MANUFACTURED PRODUCTS	522.2	266.2	66.4	9.0	--	--	159.2	82.3
29	RESIDENTIAL CONSTRUCTION	--	--	--	--	4788.9	22.4	--	--
30	NON-RESIDENTIAL CONSTRUCTION	--	--	--	--	5807.9	3295.7	--	--
31	REPAIR CONSTRUCTION	--	--	--	36.4	--	--	--	--
32	TRANSPORTATION & STORAGE	--	--	57.2	1213.4	--	--	--	--
33	COMMUNICATION SERVICES	--	--	--	1016.7	--	--	--	--
34	OTHER UTILITIES	--	--	995.2	309.9	--	--	--	--
35	WHOLESALE MARGINS	644.7	342.2	1164.0	12.6	9.2	--	804.5	45.2
36	RETAIL MARGINS	1795.2	2043.7	2842.0	18.5	11.4	--	156.4	8.1
37	IMPUTED RENT OWNER OCPD DWEL	--	--	--	5731.2	--	--	--	--
38	OTHER FINANCE,INS.,REAL ESTATE	--	--	--	6157.4	594.0	--	--	--
39	BUSINESS SERVICES	--	--	--	314.1	--	--	--	--
40	PERSONAL & OTHER MISC. SERVICE	713.3	61.3	--	6691.9	--	--	--	--
41	TRANSPORTATION MARGINS	152.5	155.5	346.9	3.1	1.8	--	139.4	9.4
42	OPERATING,OFFICE,LAB & FOOD	--	--	--	232.7	--	--	--	--
43	TRAVEL, ADVERTISING, PROMOTION	--	--	--	97.3	--	--	--	--
44	NON-COMPETING IMPORTS	--	--	114.0	--	--	--	--	--
45	UNALLOCATED IMPORTS & EXPORTS	--	--	--	167.3	--	--	--	--
46	NET INDIRECT TAXES	1053.3	716.5	3151.7	272.3	7.5	--	597.6	30.1
47	LABOUR INCOME	--	--	--	2054.5	--	--	--	--
48	NET INCOME UNINC. BUSINESS	--	--	--	--	--	--	--	--
49	OTHER OPERATING SURPLUS	--	--	--	152.4	--	--	--	--
	<b>TOTAL</b>	<b>9600.6</b>	<b>7348.6</b>	<b>18309.8</b>	<b>24568.9</b>	<b>11307.9</b>	<b>3318.1</b>	<b>6868.2</b>	<b>444.6</b>

NOTE: DETAIL MAY NOT ADD DUE TO ROUNDING.

TABLE 9. FINAL DEMAND MATRIX (AGGREGATION - S), 1972 (MILLIONS OF 1971 DOLLARS) - CONCLUDED

NO.	COMMODITY AGGREGATION - S	INVEN. TORIES	DOMESTIC EXPORTS	RE-EXPORTS	IMPORTS	GOVT GROSS CURRENT EXPEND	GOVT SALE OF GOOD & SERVICES	FINAL EXPEND ON GDP
1	GRAINS	-377.0	875.0	1.0	-28.2	--	-0.3	470.6
2	OTHER AGRICULTURAL PRODUCTS	29.8	322.8	2.5	-361.6	19.2	-8.3	702.0
3	FORESTRY PRODUCTS	-74.9	28.8	--	-52.0	--	--	-65.2
4	FISHING & TRAPPING PRODUCTS	0.2	60.8	3.4	-50.5	--	-0.2	24.6
5	METALLIC ORES & CONCENTRATES	-10.9	937.7	0.3	-216.4	--	--	710.8
6	MINERALS FUELS	51.8	1185.6	0.5	-1053.5	19.7	-20.0	240.2
7	NON-METALLIC MINERALS	18.4	270.0	2.8	-112.5	29.5	-0.3	219.8
8	SERVICES INCIDENTAL TO MINING	--	--	--	--	--	--	--
9	MEAT,FISH & DAIRY PRODUCTS	31.7	441.7	6.2	-269.3	0.1	-1.2	3142.8
10	FRUIT,VEG.,FEED,MISC.FOOD PROD.	39.0	231.0	14.8	-479.4	--	--	2158.0
11	BEVERAGES	32.9	200.8	0.1	-142.7	--	--	1183.6
12	TOBACCO & TOBACCO PRODUCTS	-16.6	57.6	0.2	-14.0	--	--	444.7
13	RUBBER,LEATHER,PLASTIC FAB.PRO.	12.3	92.7	6.1	-555.9	0.3	--	236.4
14	TEXTILE PRODUCTS	75.9	92.0	9.2	-893.5	25.0	--	-57.0
15	KNITTED PRODUCTS & CLOTHING	124.0	73.4	3.4	-350.0	12.6	-2.9	1795.8
16	LUMBER,SAWMILL,OTHER WOOD PROD	-12.2	1085.7	2.2	-171.1	--	-6.9	963.0
17	FURNITURE & FIXTURES	51.5	42.8	0.8	-91.2	4.7	--	836.0
18	PAPER & PAPER PRODUCTS	-29.7	2087.0	1.7	-281.2	--	--	2042.1
19	PRINTING & PUBLISHING	12.5	38.5	7.2	-296.8	91.0	-13.4	333.8
20	PRIMARY METAL PRODUCTS	-91.5	2047.9	77.0	-856.8	--	-0.6	1115.5
21	METAL FABRICATED PRODUCTS	-88.0	308.0	16.7	-800.5	28.8	--	339.2
22	MACHINERY & EQUIPMENT	85.7	811.1	99.9	-2811.3	23.5	-0.6	511.8
23	AUTOS,TRUCKS,OTHER TRANSP. EQP	243.8	4850.4	100.0	-5300.0	178.9	-32.5	4239.6
24	ELEC. & COMMUNICATIONS PROD.	149.8	477.9	36.0	-1555.8	30.7	-2.5	1486.2
25	NON-METALLIC MINERAL PRODUCTS	-5.4	144.5	1.3	-282.4	--	--	-29.0
26	PETROLEUM & COAL PRODUCTS	-76.9	197.5	7.7	-231.7	129.1	-11.7	955.9
27	CHEMICALS,CHEMICAL PROD	1.5	530.5	22.7	-1034.9	118.8	-1.2	495.4
28	MISC. MANUFACTURED PRODUCTS	41.5	224.7	41.0	-1064.9	85.9	-16.3	417.2
29	RESIDENTIAL CONSTRUCTION	--	--	--	--	--	--	4811.3
30	NON-RESIDENTIAL CONSTRUCTION	--	--	--	--	38.9	--	9142.5
31	REPAIR CONSTRUCTION	--	--	--	--	566.4	--	602.8
32	TRANSPORTATION & STORAGE	--	741.5	--	-205.2	296.6	-80.9	2022.6
33	COMMUNICATION SERVICES	--	38.1	--	-36.7	201.0	-0.2	1219.0
34	OTHER UTILITIES	--	68.3	--	-6.3	258.0	-245.3	1379.7
35	WHOLESALE MARGINS	--	677.3	--	-120.1	83.8	--	3653.6
36	RETAIL MARGINS	--	--	--	--	47.6	--	6862.9
37	IMPUTED RENT OWNER OCPD DWEL	--	--	--	--	--	--	5731.2
38	OTHER FINANCE,INS.,REAL ESTATE	--	88.4	--	-335.1	329.7	-253.6	6580.7
39	BUSINESS SERVICES	--	217.2	--	-844.0	535.7	-47.0	476.1
40	PERSONAL & OTHER MISC. SERVICE	--	47.1	--	-60.6	1960.0	-1091.0	8322.0
41	TRANSPORTATION MARGINS	--	925.7	2.6	--	34.7	--	1774.7
42	OPERATING,OFFICE,LAB & FOOD	--	--	--	--	1403.9	--	1636.6
43	TRAVEL, ADVERTISING, PROMOTION	--	--	--	--	341.3	--	438.6
44	NON-COMPETING IMPORTS	0.8	--	--	-410.1	--	--	-295.3
45	UNALLOCATED IMPORTS & EXPORTS	--	1645.7	--	-2080.4	--	--	-267.3
46	NET INDIRECT TAXES	--	4.5	--	1130.3	94.8	--	7058.5
47	LABOUR INCOME	--	--	--	--	12319.5	--	14374.0
48	NET INCOME UNINC. BUSINESS	--	--	--	--	--	--	--
49	OTHER OPERATING SURPLUS	--	--	--	--	1430.0	--	1562.3
	<b>TOTAL</b>	<b>242.1</b>	<b>22170.2</b>	<b>466.4</b>	<b>-22026.0</b>	<b>20732.6</b>	<b>-1838.0</b>	<b>101514.0</b>

NOTE: DETAIL MAY NOT ADD DUE TO ROUNDING.

TABLE 10. MAKE (OUTPUT) MATRIX (AGGREGATION - M), 1972 (MILLIONS OF 1971 DOLLARS)

NO.	COMMODITY AGGREGATION - M	AGRICULTURE	FORESTRY	FISHING, HUNTING & TRAPPING	METAL MINES	MINERAL FUELS	NON-METAL MINES & QUARRIES	SERVICES INCIDENTAL TO MINING	FOOD & BEVERAGE INDUSTRIES
1	GRAINS	863.2	..	..	..	..	..	..	..
2	LIVE ANIMALS	1926.7	..	..	..	..	..	..	..
3	OTHER AGRICULTURAL PRODUCTS	1833.3	9.9	..	..	..	..	..	10.9
4	FORESTRY PRODUCTS	41.9	1396.6	..	..	..	..	..	..
5	FISH LANDINGS	..	..	197.9	..	..	..	..	..
6	HUNTING & TRAPPING PRODUCTS	..	..	14.1	..	..	..	..	..
7	IRON ORES & CONCENTRATES	..	..	..	434.8	..	..	..	..
8	OTHER METAL ORES & CONCENTRATES	..	..	..	1604.7	..	..	..	..
9	COAL	..	..	..	..	116.6	..	..	..
10	CRUDE MINERAL OILS	..	..	..	..	1739.4	..	..	..
11	NATURAL GAS	..	..	..	..	361.7	..	..	..
12	NON-METALLIC MINERALS	..	..	..	1.2	44.8	474.7	..	..
13	SERVICES INCIDENTAL TO MINING	..	..	..	41.7	..	5.7	438.5	..
14	MEAT PRODUCTS	67.0	..	..	..	..	..	..	2599.0
15	DAIRY PRODUCTS	1.4	..	..	..	..	..	..	1437.2
16	FISH PRODUCTS	..	..	1.7	..	..	..	..	362.4
17	FRUITS & VEGETABLES PREPARATIONS	..	..	..	..	..	..	..	665.4
18	FEEDS	..	..	..	..	..	..	..	778.9
19	FLOUR,WHEAT,MEAL & OTHER CEREALS	..	..	..	..	..	..	..	216.2
20	BREAKFAST CEREAL & BAKERY PROD.	..	..	..	..	..	..	..	781.3
21	SUGAR	..	..	..	..	..	..	..	224.0
22	MISC. FOOD PRODUCTS	13.5	..	..	..	..	..	..	1062.7
23	SOFT DRINKS	..	..	..	..	..	..	..	374.6
24	ALCOHOLIC BEVERAGES	..	..	..	..	..	..	..	910.0
25	TOBACCO PROCESSED UNMANUFACTURED ...	..	..	..	..	..	..	..	..
26	CIGARETTES & TOBACCO MFG	..	..	..	..	..	..	..	..
27	TIRES & TUBES	..	..	..	..	..	..	..	..
28	OTHER RUBBER PRODUCTS	..	..	..	..	..	..	..	..
29	PLASTIC FABRICATED PRODUCTS	..	..	..	..	..	..	..	..
30	LEATHER & LEATHER PRODUCTS	..	..	..	..	..	..	..	..
31	YARNS & MAN MADE FIBRES	..	..	..	..	..	..	..	..
32	FABRICS	..	..	..	..	..	..	..	..
33	OTHER TEXTILE PRODUCTS	..	..	..	..	..	..	..	..
34	HOSIERY & KNITTED WEAR	..	..	..	..	..	..	..	..
35	CLOTHING & ACCESSORIES	..	..	..	..	..	..	..	..
36	LUMBER & TIMBER	..	8.0	..	..	..	..	..	..
37	VENEER & PLYWOOD	..	..	..	..	..	..	..	..
38	OTHER WOOD FABRICATED MATERIALS	..	0.2	..	..	..	..	..	..
39	FURNITURE & FIXTURES	..	..	..	..	..	..	..	..
40	PULP	..	..	..	..	..	..	..	..
41	NEWSPRINT & OTHER PAPER STOCK	..	..	..	..	..	..	..	..
42	PAPER PRODUCTS	..	..	..	..	..	..	..	..
43	PRINTING & PUBLISHING	..	..	..	..	..	..	..	..
44	ADVERTISING,PRINT MEDIA	..	..	..	..	..	..	..	..
45	IRON & STEEL PRODUCTS	..	..	..	..	..	..	..	..
46	ALUMINUM PRODUCTS	..	..	..	..	..	..	..	..
47	COPPER & COPPER ALLOY PRODUCTS	..	..	..	..	..	..	..	..
48	NICKEL PRODUCTS	..	..	..	..	..	..	..	..
49	OTHER NON FERROUS METAL PRODUCTS	..	..	..	0.8	..	..	..	..
50	BOILERS, TANKS & PLATES	..	..	..	..	..	..	..	..
51	FABRICATED STRUCTURAL METAL PROD	..	..	..	..	..	..	..	..
52	OTHER METAL FABRICATED PRODUCTS	..	..	..	..	..	..	..	..
53	AGRICULTURAL MACHINERY	..	..	..	..	..	..	..	..
54	OTHER INDUSTRIAL MACHINERY	..	0.1	..	16.9	4.0	2.2	6.8	3.4
55	MOTOR VEHICLES	..	..	..	..	..	..	..	..
56	MOTOR VEHICLE PARTS	..	..	..	..	..	..	..	..
57	OTHER TRANSPORT EQUIPMENT	..	..	..	..	..	..	..	..
58	APPLIANCES & RECEIVERS,HOUSEHOLD	..	..	..	..	..	..	..	..
59	OTHER ELECTRICAL PRODUCTS	..	..	..	..	..	..	..	..
60	CEMENT & CONCRETE PRODUCTS	..	..	..	..	..	3.6	..	..
61	OTHER NON-METALLIC MINERAL PROD.	..	..	..	..	..	2.8	..	..
62	GASOLINE & FUEL OIL	..	..	..	..	..	..	..	..
63	OTHER PETROLEUM & COAL PROD.	..	..	..	..	73.0	..	..	..
64	INDUSTRIAL CHEMICALS	..	..	..	..	..	6.2	..	12.1
65	FERTILIZERS	..	..	..	..	..	127.0	..	..
66	PHARMACEUTICALS	..	..	..	..	..	..	..	9.6
67	OTHER CHEMICAL PRODUCTS	..	..	..	..	..	..	..	84.8
68	SCIENTIFIC EQUIPMENT	..	..	..	..	..	..	..	..
69	OTHER MANUFACTURED PRODUCTS	..	..	..	..	..	..	..	0.5
70	RESIDENTIAL CONSTRUCTION	..	..	..	..	..	..	..	..
71	NON-RESIDENTIAL CONSTRUCTION	..	..	..	..	..	..	..	..
72	REPAIR CONSTRUCTION	..	..	..	..	..	..	..	..
73	PIPELINE TRANSPORTATION	..	..	..	..	..	..	..	..
74	TRANSPORTATION & STORAGE	..	2.7	..	..	..	..	..	0.5
75	RADIO & TELEVISION BROADCASTING	..	..	..	..	..	..	..	..
76	TELEPHONE & TELEGRAPH	..	..	..	..	..	..	..	..
77	POSTAL SERVICES	..	..	..	..	..	..	..	..
78	ELECTRIC POWER	..	0.1	..	1.2	..	..	..	0.1
79	OTHER UTILITIES	..	..	..	..	..	..	..	..
80	WHOLESALE MARGINS	..	6.4	..	2.1	..	2.6	..	216.6
81	RETAIL MARGINS	..	..	..	..	..	..	..	..
82	IMPUTED RENT OWNER OCPD. DWEL	..	..	..	..	..	..	..	..
83	OTHER FINANCE,INS.,REAL ESTATE	6.0	0.8	..	4.2	28.4	6.4	2.7	5.1
84	BUSINESS SERVICES	..	..	..	..	..	..	..	..
85	EDUCATION SERVICES	..	..	..	..	..	..	..	..
86	HEALTH SERVICES	..	..	..	..	..	..	..	..
87	AMUSEMENT & RECREATION SERVICES	..	..	..	..	..	..	..	..
88	ACCOMMODATION & FOOD SERVICES	..	21.8	..	5.4	..	0.7	..	4.3
89	OTHER PERSONAL & MISC. SERVICES	..	8.0	3.3	3.4	0.2	5.2	3.6	2.6
90	TRANSPORTATION MARGINS	..	..	..	..	..	..	..	..
91	OPERATING, OFFICE, LAB. & FOOD	..	..	..	..	..	..	..	..
92	TRAVEL, ADVERTISING & PROMOTION	..	..	..	..	..	..	..	..
	TOTAL	4752.8	1454.6	217.0	2116.3	2368.1	637.1	451.6	9769.5

NOTE: DETAIL MAY NOT ADD DUE TO ROUNDING AND SUPPRESSION OF CONFIDENTIAL COMMODITIES.

TABLE 10. MAKE (OUTPUT) MATRIX (AGGREGATION - M), 1972 (MILLIONS OF 1971 DOLLARS) - CONTINUED

NO.	COMMODITY AGGREGATION - M	TOBACCO PRODUCTS INDUSTRIES	RUBBER & PLASTIC PROD. IND.	LEATHER INDUSTRIES	TEXTILE INDUSTRIES	KNITTING MILLS	CLOTHING INDUSTRIES	WOOD	FURNITURE, FIXTURE INDUSTRIES
1	GRAINS	--	--	--	--	--	--	--	--
2	LIVE ANIMALS	--	--	--	--	--	--	--	--
3	OTHER AGRICULTURAL PRODUCTS	--	--	--	--	--	--	--	--
4	FORESTRY PRODUCTS	--	--	--	--	--	--	39.8	--
5	FISH LANDINGS	--	--	--	--	--	--	--	--
6	HUNTING & TRAPPING PRODUCTS	--	--	--	--	--	--	--	--
7	IRON ORES & CONCENTRATES	--	--	--	--	--	--	--	--
8	OTHER METAL ORES & CONCENTRATES	--	--	--	--	--	--	--	--
9	COAL	--	--	--	--	--	--	--	--
10	CRUDE MINERAL OILS	--	--	--	--	--	--	--	--
11	NATURAL GAS	--	--	--	--	--	--	--	--
12	NON-METALLIC MINERALS	--	--	--	--	--	--	--	--
13	SERVICES INCIDENTAL TO MINING	--	--	--	--	--	--	--	--
14	MEAT PRODUCTS	1.2	--	--	--	--	--	--	--
15	DAIRY PRODUCTS	--	--	--	--	--	--	--	--
16	FISH PRODUCTS	--	--	--	--	--	--	--	--
17	FRUITS & VEGETABLES PREPARATIONS	--	--	--	--	--	--	--	--
18	FEEDS	--	--	--	--	--	--	--	--
19	FLOUR,WHEAT,MEAL & OTHER CEREALS	--	--	--	--	--	--	--	--
20	BREAKFAST CEREAL & BAKERY PROD.	--	--	--	--	--	--	--	--
21	SUGAR	--	--	--	--	--	--	--	--
22	MISC. FOOD PRODUCTS	--	--	--	--	--	--	--	--
23	SOFT DRINKS	--	--	--	--	--	--	--	--
24	ALCOHOLIC BEVERAGES	--	--	--	--	--	--	--	--
25	TOBACCO PROCESSED UNMANUFACTURED	154.6	--	--	--	--	--	--	--
26	CIGARETTES & TOBACCO MFG.	413.5	--	--	--	--	--	--	--
27	TIRES & TUBES	--	407.7	--	--	--	--	--	--
28	OTHER RUBBER PRODUCTS	--	184.5	18.8	10.4	--	--	--	--
29	PLASTIC FABRICATED PRODUCTS	--	425.1	0.5	6.8	--	--	--	--
30	LEATHER & LEATHER PRODUCTS	--	--	366.8	--	--	0.7	--	--
31	YARNS & MAN MADE FIBRES	--	--	--	423.5	--	--	--	--
32	FABRICS	--	--	--	543.8	188.6	--	--	--
33	OTHER TEXTILE PRODUCTS	--	2.2	1.0	663.1	--	3.5	--	5.9
34	HOSIERY & KNITTED WEAR	--	--	--	--	271.9	214.9	--	--
35	CLOTHING & ACCESSORIES	--	20.1	13.9	42.9	24.7	1396.5	--	0.2
36	LUMBER & TIMBER	--	--	--	--	--	--	1295.9	--
37	VENEER & PLYWOOD	--	--	--	--	--	--	309.9	--
38	OTHER WOOD FABRICATED MATERIALS	--	--	--	--	--	--	851.8	29.0
39	FURNITURE & FIXTURES	--	7.7	--	1.3	--	--	18.5	613.6
40	PULP	--	--	--	--	--	--	--	--
41	NEWSPRINT & OTHER PAPER STOCK	--	--	--	--	--	--	--	--
42	PAPER PRODUCTS	--	29.0	--	21.2	--	0.8	--	--
43	PRINTING & PUBLISHING	--	--	--	--	--	--	--	--
44	ADVERTISING,PRINT MEDIA	--	--	--	--	--	--	--	--
45	IRON & STEEL PRODUCTS	--	--	--	--	--	--	--	--
46	ALUMINUM PRODUCTS	--	--	--	--	--	--	--	--
47	COPPER & COPPER ALLOY PRODUCTS	--	--	--	--	--	--	--	--
48	NICKEL PRODUCTS	--	--	--	--	--	--	--	--
49	OTHER NON FERROUS METAL PRODUCTS	--	--	--	--	--	--	--	--
50	BOILERS, TANKS & PLATES	--	0.6	--	--	--	--	--	--
51	FABRICATED STRUCTURAL METAL PROD.	--	--	--	--	--	--	0.3	--
52	OTHER METAL FABRICATED PRODUCTS	--	14.7	--	2.6	--	--	2.9	3.6
53	AGRICULTURAL MACHINERY	--	--	--	--	--	--	--	--
54	OTHER INDUSTRIAL MACHINERY	0.1	7.5	--	2.3	--	--	9.8	--
55	MOTOR VEHICLES	--	--	--	--	--	--	--	--
56	MOTOR VEHICLE PARTS	--	101.9	--	183.1	--	--	--	--
57	OTHER TRANSPORT EQUIPMENT	--	13.4	--	--	--	--	--	--
58	APPLIANCES & RECEIVERS,HOUSEHOLD	--	6.1	--	--	--	--	--	--
59	OTHER ELECTRICAL PRODUCTS	--	4.9	--	--	--	--	--	35.4
60	CEMENT & CONCRETE PRODUCTS	--	--	--	--	--	--	--	--
61	OTHER NON-METALLIC MINERAL PROD.	--	--	--	--	--	--	--	--
62	GASOLINE & FUEL OIL	--	--	--	--	--	--	--	--
63	OTHER PETROLEUM & COAL PROD.	--	--	--	--	--	--	--	--
64	INDUSTRIAL CHEMICALS	--	42.2	--	--	--	--	--	--
65	FERTILIZERS	--	--	--	--	--	--	--	--
66	PHARMACEUTICALS	--	--	--	--	--	--	--	--
67	OTHER CHEMICAL PRODUCTS	--	7.9	--	--	--	--	--	--
68	SCIENTIFIC EQUIPMENT	--	3.7	--	2.3	--	--	--	--
69	OTHER MANUFACTURED PRODUCTS	--	29.3	--	8.3	--	0.4	--	7.9
70	RESIDENTIAL CONSTRUCTION	--	--	--	--	--	--	--	--
71	NON-RESIDENTIAL CONSTRUCTION	--	--	--	--	--	--	--	--
72	REPAIR CONSTRUCTION	--	--	--	--	--	--	--	--
73	PIPELINE TRANSPORTATION	--	--	--	--	--	--	--	--
74	TRANSPORTATION & STORAGE	--	--	--	--	--	--	--	--
75	RADIO & TELEVISION BROADCASTING	--	--	--	--	--	--	--	--
76	TELEPHONE & TELEGRAPH	--	--	--	--	--	--	--	--
77	POSTAL SERVICES	--	--	--	--	--	--	--	--
78	ELECTRIC POWER	--	--	--	0.2	--	--	0.3	--
79	OTHER UTILITIES	--	--	--	--	--	--	--	--
80	WHOLESALE MARGINS	2.8	45.0	7.3	26.8	0.8	16.4	18.3	12.3
81	RETAIL MARGINS	--	--	--	--	--	--	--	--
82	IMPUTED RENT OWNER OCPD. DWEL.	--	--	--	--	--	--	--	--
83	OTHER FINANCE,INS.,REAL ESTATE	0.1	0.3	0.1	2.0	0.5	1.6	4.4	2.8
84	BUSINESS SERVICES	--	0.6	--	0.1	--	--	--	--
85	EDUCATION SERVICES	--	--	--	--	--	--	--	--
86	HEALTH SERVICES	--	--	--	--	--	--	--	--
87	AMUSEMENT & RECREATION SERVICES	--	--	--	--	--	--	--	--
88	ACCOMMODATION & FOOD SERVICES	0.1	0.7	0.1	0.8	0.1	0.3	1.2	0.8
89	OTHER PERSONAL & MISC. SERVICES	--	1.2	--	0.1	--	--	0.9	13.4
90	TRANSPORTATION MARGINS	--	--	--	--	--	--	--	--
91	OPERATING, OFFICE, LAB & FOOD	--	--	--	--	--	--	--	--
92	TRAVEL, ADVERTISING & PROMOTION	--	--	--	--	--	--	--	--
	TOTAL	573.5	1394.5	413.9	1962.6	491.1	1636.1	2565.3	939.7

NOTE: DETAIL MAY NOT ADD DUE TO ROUNDING AND SUPPRESSION OF CONFIDENTIAL COMMODITIES.

TABLE 10. MAKE (OUTPUT) MATRIX (AGGREGATION - M), 1972 (MILLIONS OF 1971 DOLLARS) - CONTINUED

NO.	COMMODITY AGGREGATION - M	PAPER & ALLIED INDUSTRIES	PRINTING & PUBLISHING	PRIMARY METAL INDUSTRIES	METAL FABRICATING INDUSTRIES	MACHINERY INDUSTRIES	TRANS. EQUIPMENT INDUSTRIES	ELECTRICAL PRODUCTS INDUSTRIES	NON-METAL MINERAL PROD. IND
1	GRAINS	--	--	--	--	--	--	--	--
2	LIVE ANIMALS	--	--	--	--	--	--	--	--
3	OTHER AGRICULTURAL PRODUCTS	--	--	--	--	--	--	--	--
4	FORESTRY PRODUCTS	--	--	--	--	--	--	--	--
5	FISH LANDINGS	--	--	--	--	--	--	--	--
6	HUNTING & TRAPPING PRODUCTS	--	--	--	--	--	--	--	--
7	IRON ORES & CONCENTRATES	--	--	--	--	--	--	--	--
8	OTHER METAL ORES & CONCENTRATES	--	--	99.2	--	--	--	--	--
9	COAL	--	--	--	--	--	--	--	--
10	CRUDE MINERAL OILS	--	--	--	--	--	--	--	--
11	NATURAL GAS	--	--	--	--	--	--	--	--
12	NON-METALLIC MINERALS	--	--	2.2	--	--	--	--	16.1
13	SERVICES INCIDENTAL TO MINING	--	--	--	--	--	--	--	--
14	MEAT PRODUCTS	--	--	--	--	--	--	--	--
15	DAIRY PRODUCTS	--	--	--	--	--	--	--	--
16	FISH PRODUCTS	--	--	--	--	--	--	--	--
17	FRUITS & VEGETABLES PREPARATIONS	--	--	--	--	--	--	--	--
18	FEEDS	--	--	--	--	--	--	--	--
19	FLOUR,WHEAT,MEAL & OTHER CEREALS	--	--	--	--	--	--	--	--
20	BREAKFAST CEREAL & BAKERY PROD.	--	--	--	--	--	--	--	--
21	SUGAR	--	--	--	--	--	--	--	--
22	MISC. FOOD PRODUCTS	--	--	--	--	--	--	--	--
23	SOFT DRINKS	--	--	--	--	--	--	--	--
24	ALCOHOLIC BEVERAGES	--	--	--	--	--	--	--	--
25	TOBACCO PROCESSED UNMANUFACTURED	--	--	--	--	--	--	--	--
26	CIGARETTES & TOBACCO MFG.	--	--	--	--	--	--	--	--
27	TIRES & TUBES	--	--	--	--	--	--	--	--
28	OTHER RUBBER PRODUCTS	--	--	--	--	--	--	--	--
29	PLASTIC FABRICATED PRODUCTS	27.2	--	--	11.1	--	--	--	--
30	LEATHER & LEATHER PRODUCTS	--	--	--	--	3.0	--	--	--
31	YARNS & MAN MADE FIBRES	--	--	--	--	--	--	--	--
32	FABRICS	--	--	--	--	--	--	--	--
33	OTHER TEXTILE PRODUCTS	1.9	--	--	--	--	--	--	--
34	HOSIERY & KNITTED WEAR	--	--	--	--	--	--	--	--
35	CLOTHING & ACCESSORIES	--	--	--	1.8	--	--	--	--
36	LUMBER & TIMBER	--	--	--	--	--	0.2	--	--
37	VENEER & PLYWOOD	--	--	--	--	--	--	--	--
38	OTHER WOOD FABRICATED MATERIALS	3.3	--	--	4.2	--	6.1	--	1.1
39	FURNITURE & FIXTURES	--	--	--	35.5	5.1	--	--	--
40	PULP	1004.2	--	--	--	--	--	--	--
41	NEWSPRINT & OTHER PAPER STOCK	2006.0	--	--	--	--	--	--	--
42	PAPER PRODUCTS	1205.9	47.2	--	14.2	--	--	--	--
43	PRINTING & PUBLISHING	25.5	1229.9	--	0.7	1.7	--	--	--
44	ADVERTISING,PRINT MEDIA	--	525.1	--	--	--	--	--	--
45	IRON & STEEL PRODUCTS	--	--	2131.0	131.3	13.2	--	--	1.6
46	ALUMINUM PRODUCTS	8.7	--	728.2	8.2	--	0.4	--	--
47	COPPER & COPPER ALLOY PRODUCTS	--	--	857.8	12.1	--	--	--	--
48	NICKEL PRODUCTS	--	--	620.9	8.3	--	--	--	--
49	OTHER NON FERROUS METAL PRODUCTS	--	--	484.7	24.6	--	--	17.5	--
50	BOILERS, TANKS & PLATES	--	--	--	300.7	7.1	--	--	--
51	FABRICATED STRUCTURAL METAL PROD.	--	--	110.0	720.5	12.3	--	--	--
52	OTHER METAL FABRICATED PRODUCTS	--	--	147.4	2043.1	80.6	49.9	63.8	--
53	AGRICULTURAL MACHINERY	--	--	1.2	9.3	280.3	3.1	--	--
54	OTHER INDUSTRIAL MACHINERY	22.6	2.5	58.8	222.0	1453.8	45.6	53.5	2.8
55	MOTOR VEHICLES	--	--	--	5.0	21.5	4194.5	--	--
56	MOTOR VEHICLE PARTS	--	--	--	89.6	4.6	1986.6	2.2	9.3
57	OTHER TRANSPORT EQUIPMENT	--	--	--	19.6	43.5	1176.0	--	--
58	APPLIANCES & RECEIVERS,HOUSEHOLD	--	--	--	26.5	25.1	--	816.3	--
59	OTHER ELECTRICAL PRODUCTS	--	--	--	20.1	128.0	63.3	2096.3	--
60	CEMENT & CONCRETE PRODUCTS	--	--	--	--	--	--	--	832.5
61	OTHER NON-METALLIC MINERAL PROD.	--	--	--	3.3	--	--	--	744.6
62	GASOLINE & FUEL OIL	--	--	--	--	--	--	--	--
63	OTHER PETROLEUM & COAL PROD.	5.5	--	14.7	--	--	--	--	--
64	INDUSTRIAL CHEMICALS	8.5	--	34.0	--	--	--	--	--
65	FERTILIZERS	--	--	--	--	--	--	--	--
66	PHARMACEUTICALS	--	--	--	--	--	--	--	--
67	OTHER CHEMICAL PRODUCTS	--	--	--	4.4	--	--	--	9.5
68	SCIENTIFIC EQUIPMENT	--	--	--	5.1	4.2	--	31.9	--
69	OTHER MANUFACTURED PRODUCTS	9.5	2.5	--	44.8	--	--	--	--
70	RESIDENTIAL CONSTRUCTION	--	--	--	--	--	--	--	--
71	NON-RESIDENTIAL CONSTRUCTION	--	--	--	--	--	--	--	--
72	REPAIR CONSTRUCTION	--	--	--	--	--	--	--	--
73	PIPELINE TRANSPORTATION	--	--	--	--	--	--	--	--
74	TRANSPORTATION & STORAGE	--	--	--	--	--	--	--	--
75	RADIO & TELEVISION BROADCASTING	--	--	--	--	--	--	--	--
76	TELEPHONE & TELEGRAPH	--	--	--	--	--	--	--	--
77	POSTAL SERVICES	--	--	--	--	--	--	--	--
78	ELECTRIC POWER	5.3	--	18.5	0.1	--	--	0.2	0.1
79	OTHER UTILITIES	1.4	--	--	--	--	--	--	--
80	WHOLESALE MARGINS	31.2	27.1	7.3	74.0	85.9	495.8	156.4	32.8
81	RETAIL MARGINS	--	--	--	--	--	--	--	--
82	IMPUTED RENT OWNER OCPD DWEL	--	--	--	--	--	--	--	--
83	OTHER FINANCE,INS,REAL ESTATE	8.7	3.2	0.4	2.5	2.6	5.4	1.0	2.1
84	BUSINESS SERVICES	0.7	1.4	--	--	31.5	6.5	0.7	--
85	EDUCATION SERVICES	--	--	--	--	--	--	--	--
86	HEALTH SERVICES	--	--	--	--	--	--	--	--
87	AMUSEMENT & RECREATION SERVICES	--	--	--	--	--	--	--	--
88	ACCOMMODATION & FOOD SERVICES	0.8	2.0	0.7	2.1	1.2	2.1	2.6	1.2
89	OTHER PERSONAL & MISC SERVICES	2.8	0.4	0.3	34.3	48.1	42.7	39.6	1.3
90	TRANSPORTATION MARGINS	--	--	--	--	--	--	--	--
91	OPERATING, OFFICE, LAB. & FOOD	--	--	--	--	--	--	--	--
92	TRAVEL, ADVERTISING & PROMOTION	--	--	--	--	--	--	--	--
	TOTAL	4424.5	1845.9	5369.5	3884.6	2266.0	8145.8	3325.3	1687.8

NOTE: DETAIL MAY NOT ADD DUE TO ROUNDING AND SUPPRESSION OF CONFIDENTIAL COMMODITIES.

TABLE 10. MAKE (OUTPUT) MATRIX (AGGREGATION - M), 1972 (MILLIONS OF 1971 DOLLARS) - CONTINUED

NO.	COMMODITY AGGREGATION - M	PETROLEUM & COAL PROD.IND.	CHEMICAL & CHEMICAL PROD. IND.	MISC. MANUFACTURING	CONSTR. INDUSTRY	TRANS. & STORAGE	COMMUNICATION	ELEC POWER GAS, OTHER UTILITIES	WHOLESALE TRADE
1	GRAINS.....	..	..	..	..	..	..	..	..
2	LIVE ANIMALS.....	..	..	..	..	..	..	..	..
3	OTHER AGRICULTURAL PRODUCTS.....	..	..	..	..	..	..	..	..
4	FORESTRY PRODUCTS.....	..	..	..	..	..	..	2.0	0.5
5	FISH LANDINGS.....	..	..	..	..	..	..	..	..
6	HUNTING & TRAPPING PRODUCTS.....	..	..	..	..	..	..	..	..
7	IRON ORES & CONCENTRATES.....	..	..	..	..	..	..	..	..
8	OTHER METAL, ORES & CONCENTRATES.....	..	..	14.2	..	..	..	..	..
9	COAL.....	..	..	..	..	..	..	..	..
10	CRUDE MINERAL OILS.....	6.4	..	..	..	..	..	..	..
11	NATURAL GAS.....	..	..	..	..	..	..	..	..
12	NON-METALLIC MINERALS.....	..	2.0	..	..	..	..	..	1.9
13	SERVICES INCIDENTAL TO MINING.....	..	..	..	..	..	..	..	..
14	MEAT PRODUCTS.....	..	..	..	..	..	..	..	0.3
15	DAIRY PRODUCTS.....	..	..	..	..	..	..	..	2.4
16	FISH PRODUCTS.....	..	0.2	..	..	..	..	..	0.2
17	FRUITS & VEGETABLES PREPARATIONS.....	..	..	..	..	..	..	..	2.9
18	FEEDS.....	..	13.5	..	..	..	..	..	9.3
19	FLOUR, WHEAT, MEAL & OTHER CEREALS.....	..	..	..	..	..	..	..	..
20	BREAKFAST CEREAL & BAKERY PROD.....	..	..	..	..	..	..	..	2.7
21	SUGAR.....	..	..	..	..	..	..	..	..
22	MISC. FOOD PRODUCTS.....	..	5.3	..	..	..	..	..	6.0
23	SOFT DRINKS.....	..	..	..	..	..	..	..	..
24	ALCOHOLIC BEVERAGES.....	..	..	..	..	..	..	..	..
25	TOBACCO PROCESSED UNMANUFACTURED.....	..	..	..	..	..	..	..	..
26	CIGARETTES & TOBACCO MFG.....	..	..	..	..	..	..	..	0.3
27	TIRES & TUBES.....	..	..	..	..	..	..	..	0.7
28	OTHER RUBBER PRODUCTS.....	..	..	7.0	..	..	..	..	..
29	PLASTIC FABRICATED PRODUCTS.....	..	..	17.5	..	..	..	..	1.2
30	LEATHER & LEATHER PRODUCTS.....	..	0.6	3.3	..	..	..	..	2.3
31	YARNS & MAN MADE FIBRES.....	..	..	..	..	..	..	..	..
32	FABRICS.....	..	..	..	..	..	..	..	..
33	OTHER TEXTILE PRODUCTS.....	..	..	6.1	..	..	..	..	5.5
34	HOSIERY & KNITTED WEAR.....	..	..	..	..	..	..	..	0.1
35	CLOTHING & ACCESSORIES.....	..	..	10.1	..	..	..	..	2.9
36	LUMBER & TIMBER.....	..	..	..	..	..	..	..	5.8
37	VENEER & PLYWOOD.....	..	..	..	..	..	..	..	..
38	OTHER WOOD FABRICATED MATERIALS.....	..	3.0	1.6	..	..	..	..	5.8
39	FURNITURE & FIXTURES.....	..	..	3.3	..	..	..	..	1.8
40	PULP.....	..	..	..	..	..	..	..	..
41	NEWSPRINT & OTHER PAPER STOCK.....	..	..	1.0	..	..	..	..	3.8
42	PAPER PRODUCTS.....	..	5.6	69.6	..	..	..	..	5.3
43	PRINTING & PUBLISHING.....	..	1.0	0.9	..	..	..	..	2.2
44	ADVERTISING, PRINT MEDIA.....	..	..	..	..	..	..	..	..
45	IRON & STEEL PRODUCTS.....	..	..	..	..	..	..	..	2.7
46	ALUMINUM PRODUCTS.....	..	..	..	..	..	..	..	..
47	COPPER & COPPER ALLOY PRODUCTS.....	..	..	..	..	..	..	..	..
48	NICKEL PRODUCTS.....	..	0.5	..	..	..	..	..	..
49	OTHER NON FERROUS METAL PRODUCTS.....	..	10.0	17.5	..	..	..	..	0.8
50	BOILERS, TANKS & PLATES.....	..	..	..	..	..	..	..	..
51	FABRICATED STRUCTURAL METAL PROD.....	..	..	..	..	..	..	..	5.3
52	OTHER METAL FABRICATED PRODUCTS.....	..	..	9.6	..	..	..	..	3.7
53	AGRICULTURAL MACHINERY.....	..	..	..	..	..	..	..	4.2
54	OTHER INDUSTRIAL MACHINERY.....	0.1	4.0	7.9	..	..	..	..	12.7
55	MOTOR VEHICLES.....	..	..	..	..	..	..	..	0.7
56	MOTOR VEHICLE PARTS.....	..	..	3.6	..	..	..	..	3.5
57	OTHER TRANSPORT EQUIPMENT.....	..	..	5.2	..	63.3	..	..	1.0
58	APPLIANCES & RECEIVERS, HOUSEHOLD.....	..	..	14.0	..	..	..	..	8.1
59	OTHER ELECTRICAL PRODUCTS.....	..	..	12.7	..	..	113.8	..	10.0
60	CEMENT & CONCRETE PRODUCTS.....	..	..	..	..	..	..	..	..
61	OTHER NON-METALLIC MINERAL PROD.....	..	..	1.5	..	..	..	..	2.3
62	GASOLINE & FUEL OIL.....	2012.7	..	..	..	..	..	..	..
63	OTHER PETROLEUM & COAL PROD.....	322.2	32.1	..	..	1.8	..	0.3	..
64	INDUSTRIAL CHEMICALS.....	..	1100.6	4.9	..	..	..	..	1.5
65	FERTILIZERS.....	..	71.1	..	..	..	..	..	..
66	PHARMACEUTICALS.....	..	424.5	..	..	..	..	..	0.1
67	OTHER CHEMICAL PRODUCTS.....	1.7	1170.2	8.8	..	..	..	..	5.7
68	SCIENTIFIC EQUIPMENT.....	..	0.6	392.4	..	..	..	..	3.7
69	OTHER MANUFACTURED PRODUCTS.....	23.4	24.0	629.1	..	..	..	..	19.0
70	RESIDENTIAL CONSTRUCTION.....	..	..	..	4811.3	..	..	..	..
71	NON-RESIDENTIAL CONSTRUCTION.....	..	..	..	9142.5	..	..	..	..
72	REPAIR CONSTRUCTION.....	..	..	..	2827.4	..	..	..	..
73	PIPELINE TRANSPORTATION.....	..	..	..	..	639.0	..	8.0	..
74	TRANSPORTATION & STORAGE.....	..	..	..	..	7653.1	..	..	..
75	RADIO & TELEVISION BROADCASTING.....	..	..	..	..	..	400.0	..	..
76	TELEPHONE & TELEGRAPH.....	..	..	..	..	..	1963.8	..	..
77	POSTAL SERVICES.....	..	..	..	..	..	478.9	..	..
78	ELECTRIC POWER.....	..	0.1	..	..	1.0	..	2210.4	..
79	OTHER UTILITIES.....	..	..	..	..	..	..	435.9	..
80	WHOLESALE MARGINS.....	5.4	144.0	70.4	..	1.0	..	..	5593.0
81	RETAIL MARGINS.....	..	..	..	..	13.3	..	31.4	..
82	IMPUTED RENT OWNER OCPD, DWEL.....	..	..	..	..	..	..	..	..
83	OTHER FINANCE, INS, REAL ESTATE.....	47.9	2.7	2.1	108.2	31.3	1.6	5.3	42.3
84	BUSINESS SERVICES.....	0.8	3.5	0.1	..	13.7	22.6	0.3	4.4
85	EDUCATION SERVICES.....	..	..	..	..	..	..	..	..
86	HEALTH SERVICES.....	..	..	..	..	..	..	..	..
87	AMUSEMENT & RECREATION SERVICES.....	..	..	..	..	..	10.0	..	..
88	ACCOMMODATION & FOOD SERVICES.....	0.3	3.0	1.6	..	18.6	..	5.3	..
89	OTHER PERSONAL & MISC. SERVICES.....	0.2	0.2	42.1	108.5	61.4	7.8	36.3	563.2
90	TRANSPORTATION MARGINS.....	..	..	..	..	..	..	..	..
91	OPERATING, OFFICE, LAB & FOOD.....	..	..	..	..	..	..	..	..
92	TRAVEL, ADVERTISING & PROMOTION.....	..	..	..	..	..	..	..	..
	TOTAL.....	2424.7	3084.3	1367.3	16997.9	8497.4	2998.4	2735.2	6352.5

NOTE: DETAIL MAY NOT ADD DUE TO ROUNDING AND SUPPRESSION OF CONFIDENTIAL COMMODITIES.

TABLE 10. MAKE (OUTPUT) MATRIX (AGGREGATION - M), 1972 (MILLIONS OF 1971 DOLLARS) - CONTINUED

NO.	COMMODITY AGGREGATION - M	RETAIL TRADE	OWNER OCCUPIED DWELLINGS	FINANCE, INS. & REAL EST.	EDUCATION & HEALTH SERVICES	AMUSEMENT RECREATION SERVICES	SERVICE TO BUSINESS MANAGEMENT	ACCOMMODATION, FOOD SERVICES	PERSONAL & MISC. SERVICES
1	GRAINS	..	..	..	..	..	..	..	..
2	LIVE ANIMALS	..	..	..	..	..	..	..	..
3	OTHER AGRICULTURAL PRODUCTS	3.9	..	..	..	..	..	..	..
4	FORESTRY PRODUCTS	..	..	..	..	..	..	..	..
5	FISH LANDINGS	..	..	..	..	..	..	..	..
6	HUNTING & TRAPPING PRODUCTS	..	..	..	..	..	..	..	..
7	IRON ORES & CONCENTRATES	..	..	..	..	..	..	..	..
8	OTHER METAL ORES & CONCENTRATES	..	..	..	..	..	..	..	..
9	COAL	..	..	..	..	..	..	..	..
10	CRUDE MINERAL OILS	..	..	..	..	..	..	..	..
11	NATURAL GAS	..	..	..	..	..	..	..	..
12	NON-METALLIC MINERALS	..	..	..	..	..	..	..	..
13	SERVICES INCIDENTAL TO MINING	..	..	..	..	..	..	..	..
14	MEAT PRODUCTS	187.2	..	..	..	..	..	..	..
15	DAIRY PRODUCTS	..	..	..	..	..	..	..	..
16	FISH PRODUCTS	..	..	..	..	..	..	..	..
17	FRUITS & VEGETABLES PREPARATIONS	..	..	..	..	..	..	..	..
18	FEEDS	..	..	..	..	..	..	..	..
19	FLOUR,WHEAT,MEAL & OTHER CEREALS	..	..	..	..	..	..	..	..
20	BREAKFAST CEREAL & BAKERY PROD.	..	..	..	..	..	..	..	..
21	SUGAR	..	..	..	..	..	..	..	..
22	MISC. FOOD PRODUCTS	3.5	..	..	..	..	..	..	..
23	SOFT DRINKS	..	..	..	..	..	..	..	..
24	ALCOHOLIC BEVERAGES	..	..	..	..	..	..	..	..
25	TOBACCO PROCESSED UNMANUFACTURED	..	..	..	..	..	..	..	..
26	CIGARETTES & TOBACCO MFG	..	..	..	..	..	..	..	..
27	TIRES & TUBES	..	..	..	..	..	..	..	..
28	OTHER RUBBER PRODUCTS	..	..	..	..	..	..	..	..
29	PLASTIC FABRICATED PRODUCTS	..	..	..	..	..	..	..	..
30	LEATHER & LEATHER PRODUCTS	..	..	..	..	..	..	..	..
31	YARNS & MAN MADE FIBRES	..	..	..	..	..	..	..	..
32	FABRICS	..	..	..	..	..	..	..	..
33	OTHER TEXTILE PRODUCTS	2.5	..	..	..	..	..	..	..
34	HOSIERY & KNITTED WEAR	..	..	..	..	..	..	..	..
35	CLOTHING & ACCESSORIES	0.5	..	..	..	..	..	..	..
36	LUMBER & TIMBER	..	..	..	..	..	..	..	..
37	VENEER & PLYWOOD	..	..	..	..	..	..	..	..
38	OTHER WOOD FABRICATED MATERIALS	..	..	..	..	..	..	..	..
39	FURNITURE & FIXTURES	..	..	..	..	..	..	..	..
40	PULP	..	..	..	..	..	..	..	..
41	NEWSPRINT & OTHER PAPER STOCK	..	..	..	..	..	..	..	..
42	PAPER PRODUCTS	..	..	..	..	..	..	..	..
43	PRINTING & PUBLISHING	..	..	..	..	..	..	..	..
44	ADVERTISING,PRINT MEDIA	..	..	..	..	..	..	..	..
45	IRON & STEEL PRODUCTS	..	..	..	..	..	..	..	..
46	ALUMINUM PRODUCTS	..	..	..	..	..	..	..	..
47	COPPER & COPPER ALLOY PRODUCTS	..	..	..	..	..	..	..	..
48	NICKEL PRODUCTS	..	..	..	..	..	..	..	..
49	OTHER NON FERROUS METAL PRODUCTS	..	..	..	..	..	..	..	..
50	BOILERS, TANKS & PLATES	..	..	..	..	..	..	..	..
51	FABRICATED STRUCTURAL METAL PROD	..	..	..	..	..	..	..	..
52	OTHER METAL FABRICATED PRODUCTS	..	..	..	..	..	..	..	..
53	AGRICULTURAL MACHINERY	..	..	..	..	..	..	..	..
54	OTHER INDUSTRIAL MACHINERY	..	..	..	..	..	..	..	..
55	MOTOR VEHICLES	..	..	..	..	..	..	..	..
56	MOTOR VEHICLE PARTS	..	..	..	..	..	..	..	..
57	OTHER TRANSPORT EQUIPMENT	..	..	..	..	..	..	..	..
58	APPLIANCES & RECEIVERS,HOUSEHOLD	..	..	..	..	..	..	..	..
59	OTHER ELECTRICAL PRODUCTS	..	..	..	..	..	..	..	..
60	CEMENT & CONCRETE PRODUCTS	..	..	..	..	..	..	..	..
61	OTHER NON-METALLIC MINERAL PROD	..	..	..	..	..	..	..	..
62	GASOLINE & FUEL OIL	..	..	..	..	..	..	..	..
63	OTHER PETROLEUM & COAL PROD.	..	..	..	..	..	..	..	..
64	INDUSTRIAL CHEMICALS	..	..	..	..	..	..	..	..
65	FERTILIZERS	..	..	..	..	..	..	..	..
66	PHARMACEUTICALS	..	..	..	..	..	..	..	..
67	OTHER CHEMICAL PRODUCTS	..	..	..	..	..	..	..	..
68	SCIENTIFIC EQUIPMENT	..	..	..	..	..	..	..	..
69	OTHER MANUFACTURED PRODUCTS	..	..	..	..	..	..	..	..
70	RESIDENTIAL CONSTRUCTION	..	..	..	..	..	..	..	..
71	NON-RESIDENTIAL CONSTRUCTION	..	..	..	..	..	..	..	..
72	REPAIR CONSTRUCTION	..	..	..	..	..	..	..	..
73	PIPELINE TRANSPORTATION	..	..	..	..	..	..	..	..
74	TRANSPORTATION & STORAGE	8.4	..	0.9	..	..	..	..	..
75	RADIO & TELEVISION BROADCASTING	..	..	..	..	..	..	..	..
76	TELEPHONE & TELEGRAPH	..	..	..	..	..	..	..	..
77	POSTAL SERVICES	..	..	..	..	..	..	..	..
78	ELECTRIC POWER	..	..	..	..	..	..	..	..
79	OTHER UTILITIES	..	..	0.1	..	..	..	..	8.4
80	WHOLESALE MARGINS	..	..	..	..	..	75.6	..	..
81	RETAIL MARGINS	7305.1	..	..	..	11.8	9.6	30.5	6.3
82	IMPUTED RENT OWNER OCPD. DWEL	..	5731.2	..	..	..	..	..	..
83	OTHER FINANCE,INS,REAL ESTATE	60.9	..	11069.3	1.0	9.4	27.9	40.9	5.4
84	BUSINESS SERVICES	0.5	..	17.0	..	0.2	2959.7	..	..
85	EDUCATION SERVICES	..	..	..	284.5	..	..	..	..
86	HEALTH SERVICES	..	..	..	2003.0	..	..	..	..
87	AMUSEMENT & RECREATION SERVICES	..	..	..	..	778.9	4.9	0.3	..
88	ACCOMMODATION & FOOD SERVICES	142.3	..	0.5	..	46.7	0.1	3897.7	0.1
89	OTHER PERSONAL & MISC. SERVICES	1305.4	..	154.2	..	..	578.7	18.3	1219.2
90	TRANSPORTATION MARGINS	..	..	..	..	..	..	..	..
91	OPERATING, OFFICE, LAB. & FOOD	..	..	..	..	..	..	..	..
92	TRAVEL, ADVERTISING & PROMOTION	..	..	..	..	..	..	..	..
	TOTAL	9020.2	5731.2	11242.0	2288.5	846.9	3656.5	3987.7	1239.9

NOTE: DETAIL MAY NOT ADD DUE TO ROUNDING AND SUPPRESSION OF CONFIDENTIAL COMMODITIES.



TABLE 10. MAKE (OUTPUT) MATRIX (AGGREGATION - M), 1972 (MILLIONS OF 1971 DOLLARS) - CONCLUDED

NO.	COMMODITY AGGREGATION - M	TRANS. MARGINS	OPERATING OFFICE LAB & FOOD	TRAVEL, PROMOTION, ADVTG.	TOTAL INDUSTRIES
1	GRAINS	..	..	..	864.1
2	LIVE ANIMALS	..	..	..	1926.7
3	OTHER AGRICULTURAL PRODUCTS	..	..	..	1858.0
4	FORESTRY PRODUCTS	..	..	..	1481.0
5	FISH LANDINGS	..	..	..	197.9
6	HUNTING & TRAPPING PRODUCTS	..	..	..	14.1
7	IRON ORES & CONCENTRATES	..	..	..	444.9
8	OTHER METAL ORES & CONCENTRATES	..	..	..	1718.1
9	COAL	..	..	..	116.6
10	CRUDE MINERAL OILS	..	..	..	1745.9
11	NATURAL GAS	..	..	..	361.7
12	NON-METALLIC MINERALS	..	..	..	546.0
13	SERVICES INCIDENTAL TO MINING	..	..	..	485.8
14	MEAT PRODUCTS	..	..	..	2885.6
15	DAIRY PRODUCTS	..	..	..	1441.0
16	FISH PRODUCTS	..	..	..	364.5
17	FRUITS & VEGETABLES PREPARATIONS	..	..	..	668.4
18	FEEDS	..	..	..	801.7
19	FLOUR,WHEAT,MEAL & OTHER CEREALS	..	..	..	216.2
20	BREAKFAST CEREAL & BAKERY PROD.	..	..	..	784.0
21	SUGAR	..	..	..	224.0
22	MISC. FOOD PRODUCTS	..	..	..	1093.9
23	SOFT DRINKS	..	..	..	374.6
24	ALCOHOLIC BEVERAGES	..	..	..	910.0
25	TOBACCO PROCESSED UNMANUFACTURED	..	..	..	154.6
26	CIGARETTES & TOBACCO MFG.	..	..	..	413.9
27	TIRES & TUBES	..	..	..	408.4
28	OTHER RUBBER PRODUCTS	..	..	..	230.8
29	PLASTIC FABRICATED PRODUCTS	..	..	..	508.8
30	LEATHER & LEATHER PRODUCTS	..	..	..	384.1
31	YARNS & MAN MADE FIBRES	..	..	..	438.5
32	FABRICS	..	..	..	738.9
33	OTHER TEXTILE PRODUCTS	..	..	..	702.6
34	HOSIERY & KNITTED WEAR	..	..	..	487.2
35	CLOTHING & ACCESSORIES	..	..	..	1514.1
36	LUMBER & TIMBER	..	..	..	1343.6
37	VENEER & PLYWOOD	..	..	..	314.3
38	OTHER WOOD FABRICATED MATERIALS	..	..	..	906.9
39	FURNITURE & FIXTURES	..	..	..	900.1
40	PULP	..	..	..	1004.2
41	NEWSPRINT & OTHER PAPER STOCK	..	..	..	2019.8
42	PAPER PRODUCTS	..	..	..	1405.6
43	PRINTING & PUBLISHING	..	..	..	1268.4
44	ADVERTISING,PRINT MEDIA	..	..	..	525.1
45	IRON & STEEL PRODUCTS	..	..	..	2307.2
46	ALUMINUM PRODUCTS	..	..	..	750.7
47	COPPER & COPPER ALLOY PRODUCTS	..	..	..	872.4
48	NICKEL PRODUCTS	..	..	..	630.1
49	OTHER NON FERROUS METAL PRODUCTS	..	..	..	571.1
50	BOILERS, TANKS & PLATES	..	..	..	311.3
51	FABRICATED STRUCTURAL METAL PROD.	..	..	..	870.8
52	OTHER METAL FABRICATED PRODUCTS	..	..	..	2443.4
53	AGRICULTURAL MACHINERY	..	..	..	299.2
54	OTHER INDUSTRIAL MACHINERY	..	..	..	1941.0
55	MOTOR VEHICLES	..	..	..	4227.3
56	MOTOR VEHICLE PARTS	..	..	..	2402.8
57	OTHER TRANSPORT EQUIPMENT	..	..	..	1326.5
58	APPLIANCES & RECEIVERS,HOUSEHOLD	..	..	..	916.3
59	OTHER ELECTRICAL PRODUCTS	..	..	..	2503.8
60	CEMENT & CONCRETE PRODUCTS	..	..	..	837.6
61	OTHER NON-METALLIC MINERAL PROD.	..	..	..	783.2
62	GASOLINE & FUEL OIL	..	..	..	2013.4
63	OTHER PETROLEUM & COAL PROD.	..	..	..	451.5
64	INDUSTRIAL CHEMICALS	..	..	..	1219.6
65	FERTILIZERS	..	..	..	198.1
66	PHARMACEUTICALS	..	..	..	434.2
67	OTHER CHEMICAL PRODUCTS	..	..	..	1310.7
68	SCIENTIFIC EQUIPMENT	..	..	..	450.5
69	OTHER MANUFACTURED PRODUCTS	..	..	..	814.4
70	RESIDENTIAL CONSTRUCTION	..	..	..	4811.3
71	NON RESIDENTIAL CONSTRUCTION	..	..	..	9142.5
72	REPAIR CONSTRUCTION	..	..	..	2827.4
73	PIPELINE TRANSPORTATION	..	..	..	647.0
74	TRANSPORTATION & STORAGE	..	..	..	7665.6
75	RADIO & TELEVISION BROADCASTING	..	..	..	400.0
76	TELEPHONE & TELEGRAPH	..	..	..	1963.8
77	POSTAL SERVICES	..	..	..	478.9
78	ELECTRIC POWER	..	..	..	2237.6
79	OTHER UTILITIES	..	..	..	445.9
80	WHOLESALE MARGINS	..	..	..	7157.3
81	RETAIL MARGINS	..	..	..	7408.5
82	IMPUTED RENT OWNER OCPD. DWEL	..	..	..	5731.2
83	OTHER FINANCE,INS.,REAL ESTATE	..	..	..	11547.5
84	BUSINESS SERVICES	..	..	..	3064.2
85	EDUCATION SERVICES	..	..	..	284.5
86	HEALTH SERVICES	..	..	..	2003.0
87	AMUSEMENT & RECREATION SERVICES	..	..	..	794.0
88	ACCOMMODATION & FOOD SERVICES	..	..	..	4165.4
89	OTHER PERSONAL & MISC. SERVICES	..	..	..	4306.9
90	TRANSPORTATION MARGINS	3649.1	..	..	3649.1
91	OPERATING, OFFICE, LAB. & FOOD	..	6792.1	..	6792.1
92	TRAVEL, ADVERTISING & PROMOTION	..	..	3256.3	3256.3
	<b>TOTAL</b>	<b>3649.1</b>	<b>6792.1</b>	<b>3256.3</b>	<b>158861.3</b>

NOTE: DETAIL MAY NOT ADD DUE TO ROUNDING AND SUPPRESSION OF CONFIDENTIAL COMMODITIES.

TABLE 11. USE (INPUT) MATRIX (AGGREGATION - M), 1972 (MILLIONS OF 1971 DOLLARS)

NO.	COMMODITY AGGREGATION - M	AGRICULTURE	FORESTRY	FISHING, HUNTING & TRAPPING	METAL MINES	MINERAL FUELS	NON-METAL MINES & QUARRIES	SERVICES INCIDENTAL TO MINING	FOOD & BEVERAGE INDUSTRIES
1	GRAINS	29.5	--	--	--	--	--	--	359.4
2	LIVE ANIMALS	114.3	--	--	--	--	--	--	1417.7
3	OTHER AGRICULTURAL PRODUCTS	150.0	--	--	--	--	--	--	951.9
4	FORESTRY PRODUCTS	0.4	165.0	--	--	--	--	--	--
5	FISH LANDINGS	--	--	1.8	--	--	--	--	160.0
6	HUNTING & TRAPPING PRODUCTS	--	--	--	--	--	--	--	0.1
7	IRON ORES & CONCENTRATES	--	--	--	0.1	--	--	--	--
8	OTHER METAL ORES & CONCENTRATES	--	--	--	6.0	--	--	--	--
9	COAL	1.2	--	--	0.5	--	0.1	--	0.1
10	CRUDE MINERAL OILS	--	--	--	--	--	--	--	--
11	NATURAL GAS	1.4	--	--	2.1	3.3	2.0	--	7.7
12	NON-METALLIC MINERALS	4.4	--	0.4	14.7	0.5	2.7	3.0	7.6
13	SERVICES INCIDENTAL TO MINING	--	--	--	91.2	112.0	12.4	--	--
14	MEAT PRODUCTS	2.8	--	--	--	--	--	--	574.9
15	DAIRY PRODUCTS	--	--	--	--	--	--	--	222.0
16	FISH PRODUCTS	--	--	--	--	--	--	--	29.1
17	FRUITS & VEGETABLES PREPARATIONS	--	--	--	--	--	--	--	72.7
18	FEEDS	533.4	--	--	--	--	--	--	156.1
19	FLOUR,WHEAT,MEAL & OTHER CEREALS	--	--	--	--	--	--	--	125.3
20	BREAKFAST CEREAL & BAKERY PROD.	--	--	--	--	--	--	--	5.6
21	SUGAR	--	--	--	--	--	--	--	128.4
22	MISC. FOOD PRODUCTS	--	--	--	--	--	--	--	300.1
23	SOFT DRINKS	--	--	--	--	--	--	--	34.9
24	ALCOHOLIC BEVERAGES	--	--	--	--	--	--	--	31.5
25	TOBACCO PROCESSED UNMANUFACTURED	--	--	--	--	--	--	--	--
26	CIGARETTES & TOBACCO MFG.	--	--	--	--	--	--	--	--
27	TIRES & TUBES	12.3	--	--	--	--	--	--	--
28	OTHER RUBBER PRODUCTS	--	--	--	--	--	--	--	--
29	PLASTIC FABRICATED PRODUCTS	--	--	--	--	--	4.0	--	50.1
30	LEATHER & LEATHER PRODUCTS	--	--	--	--	--	--	--	--
31	YARNS & MAN MADE FIBRES	--	--	0.3	--	--	--	--	--
32	FABRICS	--	--	--	--	--	--	--	0.7
33	OTHER TEXTILE PRODUCTS	13.4	2.8	6.3	0.6	--	1.0	--	11.0
34	HOSIERY & KNITTED WEAR	--	--	--	--	--	--	--	--
35	CLOTHING & ACCESSORIES	--	--	--	--	--	--	--	--
36	LUMBER & TIMBER	0.1	--	1.8	--	0.2	0.3	--	--
37	VENER & PLYWOOD	--	--	--	--	--	--	--	--
38	OTHER WOOD FABRICATED MATERIALS	2.8	--	--	--	--	0.7	--	7.6
39	FURNITURE & FIXTURES	--	--	--	--	--	--	--	--
40	PULP	--	--	--	--	--	--	--	--
41	NEWSPRINT & OTHER PAPER STOCK	--	--	--	--	--	--	--	13.8
42	PAPER PRODUCTS	3.9	--	--	0.2	--	6.9	--	288.5
43	PRINTING & PUBLISHING	--	--	--	--	--	0.2	--	28.7
44	ADVERTISING,PRINT MEDIA	--	--	--	--	--	--	--	--
45	IRON & STEEL PRODUCTS	--	--	--	22.9	5.4	1.3	16.9	--
46	ALUMINUM PRODUCTS	--	--	--	--	--	--	--	0.3
47	COPPER & COPPER ALLOY PRODUCTS	--	--	--	--	--	--	--	--
48	NICKEL PRODUCTS	--	--	--	--	--	--	--	--
49	OTHER NON FERROUS METAL PRODUCTS	--	--	--	0.8	0.1	--	--	1.7
50	BOILERS, TANKS & PLATES	--	--	--	--	--	--	--	--
51	FABRICATED STRUCTURAL METAL PROD.	--	--	--	2.1	0.6	--	--	--
52	OTHER METAL FABRICATED PRODUCTS	26.1	9.8	0.9	2.4	1.4	--	--	181.9
53	AGRICULTURAL MACHINERY	46.1	--	--	--	--	--	--	--
54	OTHER INDUSTRIAL MACHINERY	--	6.4	2.8	21.1	14.3	7.3	11.4	0.1
55	MOTOR VEHICLES	--	--	--	--	--	--	--	--
56	MOTOR VEHICLE PARTS	--	--	--	--	--	--	--	--
57	OTHER TRANSPORT EQUIPMENT	1.0	3.6	14.4	5.2	0.7	--	--	--
58	APPLIANCES & RECEIVERS,HOUSEHOLD	--	--	--	--	--	--	--	--
59	OTHER ELECTRICAL PRODUCTS	--	--	6.0	--	--	--	5.4	--
60	CEMENT & CONCRETE PRODUCTS	--	--	--	--	--	0.1	3.1	--
61	OTHER NON-METALLIC MINERAL PROD.	0.6	0.1	0.3	5.1	--	0.3	2.0	111.4
62	GASOLINE & FUEL OIL	161.1	29.2	8.9	20.9	7.1	11.7	10.3	29.5
63	OTHER PETROLEUM & COAL PROD.	32.1	0.9	1.7	4.0	2.2	3.2	2.5	7.1
64	INDUSTRIAL CHEMICALS	56.1	0.3	0.2	18.3	7.6	2.4	0.3	36.5
65	FERTILIZERS	63.0	--	--	--	--	--	--	--
66	PHARMACEUTICALS	15.5	--	--	--	--	--	--	13.3
67	OTHER CHEMICAL PRODUCTS	59.7	1.4	0.1	29.0	2.6	9.7	1.6	60.1
68	SCIENTIFIC EQUIPMENT	--	--	--	--	--	--	--	--
69	OTHER MANUFACTURED PRODUCTS	--	--	3.3	--	--	--	--	1.4
70	RESIDENTIAL CONSTRUCTION	--	--	--	--	--	--	--	--
71	NON-RESIDENTIAL CONSTRUCTION	--	--	--	--	--	--	--	--
72	REPAIR CONSTRUCTION	104.7	19.1	0.3	24.7	100.3	5.3	0.1	22.5
73	PIPELINE TRANSPORTATION	2.6	--	--	2.5	2.5	2.1	--	7.6
74	TRANSPORTATION & STORAGE	14.3	156.2	1.9	17.9	4.8	5.6	19.1	60.4
75	RADIO & TELEVISION BROADCASTING	--	--	--	--	--	--	--	--
76	TELEPHONE & TELEGRAPH	27.0	2.9	0.4	4.0	4.4	1.4	2.6	26.9
77	POSTAL SERVICES	1.9	0.3	--	0.3	0.9	0.2	0.2	4.2
78	ELECTRIC POWER	70.1	1.0	0.2	58.7	33.4	15.1	6.0	40.9
79	OTHER UTILITIES	4.1	--	--	2.1	1.8	1.5	--	12.0
80	WHOLESALE MARGINS	141.9	10.9	5.5	26.8	10.1	9.5	10.2	229.1
81	RETAIL MARGINS	36.8	1.2	1.2	0.8	0.4	0.8	1.1	3.4
82	IMPUTED RENT OWNER OCPD, DWEL	--	--	--	--	--	--	--	--
83	OTHER FINANCE,INS,REAL ESTATE	144.4	101.5	3.5	60.6	419.8	14.1	16.6	94.9
84	BUSINESS SERVICES	9.8	5.1	0.4	41.0	122.6	7.1	10.1	53.7
85	EDUCATION SERVICES	--	--	--	--	--	--	--	--
86	HEALTH SERVICES	--	--	--	--	--	--	--	--
87	AMUSEMENT & RECREATION SERVICES	--	--	--	--	--	--	--	--
88	ACCOMMODATION & FOOD SERVICES	--	--	--	--	--	--	--	--
89	OTHER PERSONAL & MISC. SERVICES	11.0	54.1	3.1	11.6	4.4	8.0	7.1	45.8
90	TRANSPORTATION MARGINS	66.8	3.3	2.1	14.9	3.0	4.3	4.3	235.7
91	OPERATING, OFFICE, LAB & FOOD	238.8	163.9	2.4	241.7	64.0	73.5	75.3	190.1
92	TRAVEL, ADVERTISING & PROMOTION	0.3	4.6	--	4.9	14.3	3.5	12.3	325.9
93	NON-COMPETING IMPORTS	--	--	--	--	--	--	--	205.6
94	UNALLOCATED IMPORTS & EXPORTS	--	--	--	--	--	--	--	--
95	INDIRECT TAXES	269.6	45.4	5.8	38.7	108.7	13.5	8.2	95.7
96	SUBSIDIES	-166.4	-0.8	-1.1	-12.2	-2.5	--	--	-25.2
	GDP AT FACTOR COST	2443.9	666.4	142.0	1330.3	1317.3	405.5	222.1	2711.7
	TOTAL	4752.8	1454.6	217.0	2116.3	2368.1	637.1	451.6	9769.5

NOTE: DETAIL MAY NOT ADD DUE TO ROUNDING.

TABLE 11. USE (INPUT) MATRIX (AGGREGATION - M), 1972 (MILLIONS OF 1971 DOLLARS) - CONTINUED

NO.	COMMODITY AGGREGATION - M	TOBACCO PRODUCTS INDUSTRIES	RUBBER & PLASTIC PROD. IND.	LEATHER INDUSTRIES	TEXTILE INDUSTRIES	KNITTING MILLS	CLOTHING INDUSTRIES	WOOD	FURNITURE, FIXTURE INDUSTRIES
1	GRAINS	--	--	--	--	--	--	--	--
2	LIVE ANIMALS	--	--	--	--	--	--	--	--
3	OTHER AGRICULTURAL PRODUCTS	130.1	--	--	0.2	0.4	9.8	--	--
4	FORESTRY PRODUCTS	--	--	--	--	--	--	821.4	2.6
5	FISH LANDINGS	--	--	--	--	--	--	--	--
6	HUNTING & TRAPPING PRODUCTS	--	--	0.2	--	--	15.5	--	--
7	IRON ORES & CONCENTRATES	--	--	--	--	--	--	--	--
8	OTHER METAL ORES & CONCENTRATES	--	--	--	--	--	--	--	--
9	COAL	--	--	--	--	--	--	0.1	0.1
10	CRUDE MINERAL OILS	--	--	--	--	--	--	0.1	--
11	NATURAL GAS	0.1	1.3	0.2	1.4	0.2	0.1	1.9	0.5
12	NON-METALLIC MINERALS	--	2.0	0.2	0.8	--	--	--	0.3
13	SERVICES INCIDENTAL TO MINING	--	--	--	--	--	--	--	--
14	MEAT PRODUCTS	1.0	0.5	15.4	0.1	--	0.2	--	--
15	DAIRY PRODUCTS	--	--	--	--	--	--	--	--
16	FISH PRODUCTS	--	--	0.4	--	--	--	--	--
17	FRUITS & VEGETABLES PREPARATIONS	--	--	--	--	--	--	--	--
18	FEEDS	--	--	--	--	--	--	--	--
19	FLOUR,WHEAT,MEAL & OTHER CEREALS	--	--	--	0.4	--	--	0.2	--
20	BREAKFAST CEREAL & BAKERY PROD.	--	--	--	--	--	--	--	--
21	SUGAR	--	--	0.1	--	--	--	--	--
22	MISC. FOOD PRODUCTS	0.6	--	--	--	--	--	--	--
23	SOFT DRINKS	--	--	--	--	--	--	--	--
24	ALCOHOLIC BEVERAGES	--	--	--	--	--	--	--	--
25	TOBACCO PROCESSED UNMANUFACTURED	121.6	--	--	--	--	--	--	--
26	CIGARETTES & TOBACCO MFG.	2.0	--	--	--	--	--	--	--
27	TIRES & TUBES	--	2.4	--	--	--	--	--	--
28	OTHER RUBBER PRODUCTS	--	8.0	43.5	4.6	--	0.7	--	13.3
29	PLASTIC FABRICATED PRODUCTS	0.5	30.4	13.6	21.8	0.1	1.2	8.2	25.2
30	LEATHER & LEATHER PRODUCTS	--	1.3	55.5	0.1	--	24.5	--	1.9
31	YARNS & MAN MADE FIBRES	3.1	7.2	0.1	350.4	173.3	3.4	--	--
32	FABRICS	--	79.0	7.1	190.5	10.4	563.1	1.7	57.1
33	OTHER TEXTILE PRODUCTS	--	0.9	2.5	47.2	8.2	43.5	0.1	13.7
34	HOSIERY & KNITTED WEAR	--	--	--	--	2.2	--	--	--
35	CLOTHING & ACCESSORIES	--	0.6	1.5	30.1	24.1	109.0	--	--
36	LUMBER & TIMBER	--	0.2	0.2	0.4	--	--	142.9	31.7
37	VENEER & PLYWOOD	--	--	0.2	0.2	--	--	75.2	19.2
38	OTHER WOOD FABRICATED MATERIALS	0.6	1.2	1.0	0.5	--	--	83.6	19.6
39	FURNITURE & FIXTURES	--	--	--	--	--	--	0.2	30.4
40	PULP	--	--	--	10.3	--	--	--	--
41	NEWSPRINT & OTHER PAPER STOCK	3.3	11.3	0.8	3.6	1.0	1.2	7.0	5.1
42	PAPER PRODUCTS	36.2	17.1	5.9	20.4	5.0	9.8	3.9	16.8
43	PRINTING & PUBLISHING	0.7	0.8	0.4	1.9	1.1	1.0	--	0.7
44	ADVERTISING,PRINT MEDIA	--	--	--	--	--	--	--	--
45	IRON & STEEL PRODUCTS	--	0.2	0.4	2.2	--	--	0.3	33.0
46	ALUMINUM PRODUCTS	--	--	--	0.6	--	--	6.1	0.5
47	COPPER & COPPER ALLOY PRODUCTS	--	--	--	--	--	--	--	--
48	NICKEL PRODUCTS	--	--	--	0.1	--	--	--	--
49	OTHER NON FERROUS METAL PRODUCTS	--	3.2	--	0.5	--	--	--	0.1
50	BOILERS, TANKS & PLATES	--	--	--	--	--	--	--	--
51	FABRICATED STRUCTURAL METAL PROD	--	0.1	--	0.2	--	--	4.6	0.3
52	OTHER METAL FABRICATED PRODUCTS	1.9	10.0	5.4	9.3	--	0.1	23.6	59.1
53	AGRICULTURAL MACHINERY	--	--	--	--	--	--	--	--
54	OTHER INDUSTRIAL MACHINERY	--	0.1	--	1.8	--	--	0.1	--
55	MOTOR VEHICLES	--	--	--	0.1	--	--	--	--
56	MOTOR VEHICLE PARTS	--	6.4	--	2.5	--	--	--	--
57	OTHER TRANSPORT EQUIPMENT	--	1.1	--	--	--	--	--	--
58	APPLIANCES & RECEIVERS,HOUSEHOLD	--	--	--	--	--	--	--	0.1
59	OTHER ELECTRICAL PRODUCTS	--	--	--	--	--	--	1.0	2.1
60	CEMENT & CONCRETE PRODUCTS	--	--	--	--	--	--	--	--
61	OTHER NON-METALLIC MINERAL PROD	--	4.0	0.1	0.3	--	0.2	17.1	6.6
62	GASOLINE & FUEL OIL	0.4	4.1	0.7	8.6	0.9	0.7	8.3	1.5
63	OTHER PETROLEUM & COAL PROD.	0.1	1.2	0.1	1.2	--	0.1	4.1	0.2
64	INDUSTRIAL CHEMICALS	4.2	286.7	5.4	70.7	0.1	1.0	11.8	0.5
65	FERTILIZERS	--	--	--	--	--	--	--	--
66	PHARMACEUTICALS	--	--	--	--	--	--	--	--
67	OTHER CHEMICAL PRODUCTS	--	20.1	7.2	35.3	4.3	1.1	11.4	15.1
68	SCIENTIFIC EQUIPMENT	--	0.3	--	--	--	--	--	--
69	OTHER MANUFACTURED PRODUCTS	--	4.2	8.9	65.0	1.8	29.5	4.6	16.6
70	RESIDENTIAL CONSTRUCTION	--	--	--	--	--	--	--	--
71	NON-RESIDENTIAL CONSTRUCTION	--	--	--	--	--	--	--	--
72	REPAIR CONSTRUCTION	2.6	5.1	1.1	5.5	0.7	1.6	11.4	2.2
73	PIPELINE TRANSPORTATION	0.1	1.1	0.1	1.2	0.2	0.1	2.1	0.5
74	TRANSPORTATION & STORAGE	0.7	0.9	0.4	1.7	0.3	1.8	2.9	0.8
75	RADIO & TELEVISION BROADCASTING	--	--	--	--	--	--	--	--
76	TELEPHONE & TELEGRAPH	1.0	6.5	1.7	6.8	1.5	5.3	9.5	3.8
77	POSTAL SERVICES	0.2	1.2	0.6	1.3	0.5	2.4	1.1	1.0
78	ELECTRIC POWER	1.3	13.1	1.7	14.7	2.1	3.5	26.7	4.5
79	OTHER UTILITIES	0.2	1.8	0.2	2.1	0.4	0.4	3.0	0.5
80	WHOLESALE MARGINS	5.9	29.6	11.5	51.5	12.9	65.4	57.9	41.8
81	RETAIL MARGINS	--	0.1	--	0.2	--	0.1	1.0	0.2
82	IMPUTED RENT OWNER OCPD, DWEL	--	--	--	--	--	--	--	--
83	OTHER FINANCE,INS.,REAL ESTATE	8.4	27.9	10.2	24.9	8.5	36.0	49.9	20.3
84	BUSINESS SERVICES	3.6	16.2	3.4	14.3	2.2	9.9	12.6	6.3
85	EDUCATION SERVICES	--	--	--	--	--	--	--	--
86	HEALTH SERVICES	--	--	--	--	--	--	--	--
87	AMUSEMENT & RECREATION SERVICES	--	--	--	--	--	--	--	--
88	ACCOMMODATION & FOOD SERVICES	--	--	--	--	--	--	--	--
89	OTHER PERSONAL & MISC. SERVICES	1.2	5.2	5.1	4.6	1.6	3.1	19.3	2.7
90	TRANSPORTATION MARGINS	5.1	19.5	5.2	27.1	3.8	9.3	71.2	15.7
91	OPERATING, OFFICE, LAB & FOOD	6.9	43.0	11.4	55.3	9.7	16.2	164.3	17.2
92	TRAVEL, ADVERTISING & PROMOTION	33.8	45.0	12.8	35.5	7.5	30.3	20.2	20.2
93	NON-COMPETING IMPORTS	--	25.4	--	47.0	0.1	--	--	--
94	UNALLOCATED IMPORTS & EXPORTS	--	--	--	--	--	--	--	--
95	INDIRECT TAXES	3.7	14.7	4.1	20.9	3.4	7.0	33.9	10.3
96	SUBSIDIES	--	-0.5	--	-0.5	-0.1	-0.1	-0.6	-0.2
	GDP AT FACTOR COST	192.5	632.5	167.4	765.3	202.4	628.0	839.3	417.7
	TOTAL	573.5	1394.5	413.9	1962.6	491.1	1636.1	2565.3	939.7

NOTE: DETAIL MAY NOT ADD DUE TO ROUNDING.

TABLE 11. USE (INPUT) MATRIX (AGGREGATION - M), 1972 (MILLIONS OF 1971 DOLLARS) - CONTINUED

NO.	COMMODITY AGGREGATION - M	PAPER & ALLIED INDUSTRIES	PRINTING & PUBLISHING	PRIMARY METAL INDUSTRIES	METAL FABRICATING INDUSTRIES	MACHINERY INDUSTRIES	TRANS. EQUIPMENT INDUSTRIES	ELECTRICAL PRODUCTS INDUSTRIES	NON-METAL MINERAL PROD. IND.
1	GRAINS	--	--	--	--	--	--	--	--
2	LIVE ANIMALS	--	--	--	--	--	--	--	--
3	OTHER AGRICULTURAL PRODUCTS	--	--	--	--	--	--	--	--
4	FORESTRY PRODUCTS	547.8	--	--	--	--	--	--	0.2
5	FISH LANDINGS	--	--	--	--	--	--	--	--
6	HUNTING & TRAPPING PRODUCTS	--	--	--	--	--	--	--	--
7	IRON ORES & CONCENTRATES	--	--	152.5	--	--	--	--	0.3
8	OTHER METAL ORES & CONCENTRATES	--	--	1245.1	--	--	--	0.5	11.6
9	COAL	6.6	--	131.8	--	0.1	1.9	0.2	2.8
10	CRUDE MINERAL OILS	--	--	--	--	--	--	--	--
11	NATURAL GAS	11.0	0.5	11.5	4.2	1.6	3.7	1.9	10.6
12	NON-METALLIC MINERALS	21.3	--	26.3	1.3	3.3	1.3	2.2	91.5
13	SERVICES INCIDENTAL TO MINING	--	--	--	--	--	--	--	--
14	MEAT PRODUCTS	--	--	--	--	--	--	--	--
15	DAIRY PRODUCTS	0.1	--	--	--	--	--	--	0.2
16	FISH PRODUCTS	--	--	--	--	--	--	--	--
17	FRUITS & VEGETABLES PREPARATIONS	--	--	--	--	--	--	--	--
18	FEEDS	--	--	--	--	--	--	--	--
19	FLOUR,WHEAT,MEAL & OTHER CEREALS	2.2	--	--	--	--	--	--	--
20	BREAKFAST CEREAL & BAKERY PROD.	--	--	--	--	--	--	--	--
21	SUGAR	--	--	--	--	--	--	--	--
22	MISC. FOOD PRODUCTS	2.2	--	--	--	--	--	--	0.9
23	SOFT DRINKS	--	--	--	--	--	--	--	--
24	ALCOHOLIC BEVERAGES	--	--	--	--	--	--	--	--
25	TOBACCO PROCESSED UNMANUFACTURED	--	--	--	--	--	--	--	--
26	CIGARETTES & TOBACCO MFG.	--	--	--	--	--	--	--	--
27	TIRES & TUBES	--	--	--	--	13.6	110.3	--	--
28	OTHER RUBBER PRODUCTS	--	0.2	0.6	1.5	19.3	44.4	34.3	1.1
29	PLASTIC FABRICATED PRODUCTS	31.2	0.9	0.1	4.3	0.5	7.6	17.9	4.9
30	LEATHER & LEATHER PRODUCTS	--	0.2	--	--	--	1.1	--	--
31	YARNS & MAN MADE FIBRES	0.6	--	--	--	--	--	0.8	0.8
32	FABRICS	3.4	5.5	--	--	0.5	8.3	1.8	0.9
33	OTHER TEXTILE PRODUCTS	25.8	0.1	--	0.5	--	25.6	0.3	0.3
34	HOSIERY & KNITTED WEAR	--	--	--	--	--	--	--	--
35	CLOTHING & ACCESSORIES	--	--	--	--	--	--	--	--
36	LUMBER & TIMBER	0.1	--	2.5	7.2	3.1	23.2	0.9	0.4
37	VENEER & PLYWOOD	--	--	--	--	0.1	11.5	--	--
38	OTHER WOOD FABRICATED MATERIALS	183.3	0.1	4.1	4.1	1.5	3.1	4.4	3.4
39	FURNITURE & FIXTURES	--	--	--	--	--	10.5	3.7	--
40	PULP	144.3	--	--	--	--	--	--	--
41	NEWSPRINT & OTHER PAPER STOCK	443.9	324.7	1.1	0.1	0.3	1.4	0.8	14.4
42	PAPER PRODUCTS	59.5	10.9	4.9	19.1	5.8	16.2	29.1	21.6
43	PRINTING & PUBLISHING	6.1	138.2	--	0.2	3.3	--	1.5	0.3
44	ADVERTISING,PRINT MEDIA	--	--	--	--	--	--	--	--
45	IRON & STEEL PRODUCTS	1.7	--	384.9	739.8	170.6	471.8	121.0	4.1
46	ALUMINUM PRODUCTS	21.8	--	162.3	117.6	17.2	59.8	69.5	0.4
47	COPPER & COPPER ALLOY PRODUCTS	--	0.1	177.1	65.8	12.2	39.5	182.1	0.1
48	NICKEL PRODUCTS	--	--	13.3	7.7	1.6	8.3	3.6	0.1
49	OTHER NON FERROUS METAL PRODUCTS	6.5	4.0	200.5	29.3	5.6	40.4	36.3	4.1
50	BOILERS, TANKS & PLATES	--	--	--	18.4	7.7	2.3	7.1	--
51	FABRICATED STRUCTURAL METAL PROD.	--	0.1	4.0	134.9	45.3	37.1	18.5	1.6
52	OTHER METAL FABRICATED PRODUCTS	27.7	0.1	61.8	331.9	122.0	258.1	111.7	18.3
53	AGRICULTURAL MACHINERY	--	--	--	0.1	23.3	--	--	--
54	OTHER INDUSTRIAL MACHINERY	0.9	--	16.1	15.7	368.3	117.0	38.2	1.9
55	MOTOR VEHICLES	--	--	--	1.1	0.8	5.3	0.2	--
56	MOTOR VEHICLE PARTS	--	--	--	4.9	22.1	277.9	1.8	--
57	OTHER TRANSPORT EQUIPMENT	--	--	0.3	--	--	186.3	--	1.8
58	APPLIANCES & RECEIVERS,HOUSEHOLD	--	--	0.1	5.6	3.6	58.3	61.7	--
59	OTHER ELECTRICAL PRODUCTS	--	--	--	10.0	97.7	111.8	506.8	3.6
60	CEMENT & CONCRETE PRODUCTS	--	--	--	--	--	--	--	140.7
61	OTHER NON-METALLIC MINERAL PROD.	14.7	--	55.3	29.5	3.7	93.1	21.6	54.7
62	GASOLINE & FUEL OIL	68.9	1.6	24.3	6.1	2.6	7.4	2.9	20.7
63	OTHER PETROLEUM & COAL PROD.	16.4	1.7	49.2	2.7	1.6	6.4	2.5	7.7
64	INDUSTRIAL CHEMICALS	145.6	1.0	30.3	15.9	5.8	7.5	53.3	27.1
65	FERTILIZERS	--	--	--	--	--	--	--	--
66	PHARMACEUTICALS	--	--	--	--	--	--	--	--
67	OTHER CHEMICAL PRODUCTS	43.2	28.8	7.8	32.8	9.3	35.7	21.5	8.8
68	SCIENTIFIC EQUIPMENT	--	9.0	--	2.4	4.9	31.5	7.1	0.5
69	OTHER MANUFACTURED PRODUCTS	2.6	0.9	0.4	1.8	2.5	9.5	3.6	7.5
70	RESIDENTIAL CONSTRUCTION	--	--	--	--	--	--	--	--
71	NON-RESIDENTIAL CONSTRUCTION	--	--	--	--	--	--	--	--
72	REPAIR CONSTRUCTION	17.3	4.2	33.0	9.9	5.6	15.3	7.0	7.9
73	PIPELINE TRANSPORTATION	12.1	0.6	12.0	4.2	1.5	3.8	1.5	10.8
74	TRANSPORTATION & STORAGE	11.1	2.1	11.0	6.6	2.4	30.7	10.3	2.0
75	RADIO & TELEVISION BROADCASTING	--	--	--	--	--	--	--	--
76	TELEPHONE & TELEGRAPH	11.1	16.7	12.7	17.9	12.7	24.1	20.7	7.6
77	POSTAL SERVICES	1.4	18.5	1.0	2.9	2.5	3.1	2.9	0.8
78	ELECTRIC POWER	126.8	7.3	95.2	20.1	9.1	26.9	14.3	31.2
79	OTHER UTILITIES	12.0	0.9	10.5	3.7	1.5	4.9	2.1	8.2
80	WHOLESALE MARGINS	88.4	23.5	148.4	99.6	71.8	119.9	84.8	22.0
81	RETAIL MARGINS	0.6	0.4	0.9	0.9	0.4	0.8	0.5	1.0
82	IMPUTED RENT OWNER OCPD. DWEL.	--	--	--	--	--	--	--	--
83	OTHER FINANCE,INS. REAL ESTATE	51.0	43.4	38.3	55.0	52.1	60.7	60.7	22.2
84	BUSINESS SERVICES	25.3	29.8	32.0	30.3	25.1	220.2	29.5	11.6
85	EDUCATION SERVICES	--	--	--	--	--	--	--	--
86	HEALTH SERVICES	--	--	--	--	--	--	--	--
87	AMUSEMENT & RECREATION SERVICES	--	--	--	--	--	--	--	--
88	ACCOMMODATION & FOOD SERVICES	--	--	--	--	--	--	--	--
89	OTHER PERSONAL & MISC. SERVICES	31.5	10.1	16.4	20.6	7.1	11.4	10.3	16.4
90	TRANSPORTATION MARGINS	151.4	30.7	163.3	69.4	37.0	107.7	37.9	59.0
91	OPERATING, OFFICE, LAB. & FOOD	227.6	33.0	229.4	116.4	53.8	211.6	82.6	115.1
92	TRAVEL, ADVERTISING & PROMOTION	39.9	73.8	24.9	65.4	53.0	103.7	86.2	25.6
93	NON-COMPETING IMPORTS	0.2	--	--	--	--	--	--	--
94	UNALLOCATED IMPORTS & EXPORTS	--	--	--	--	--	--	--	--
95	INDIRECT TAXES	71.7	18.3	57.9	35.4	23.3	47.0	26.9	40.8
96	SUBSIDIES	-0.4	-0.1	-0.2	-0.9	-1.4	-4.4	-1.0	-0.5
	GDP AT FACTOR COST	1706.0	1004.2	1714.5	1710.7	926.9	2523.3	1477.7	836.0
	TOTAL	4424.5	1845.9	5369.5	3884.6	2266.0	8145.8	3325.3	1687.8

NOTE: DETAIL MAY NOT ADD DUE TO ROUNDING.

TABLE 11. USE (INPUT) MATRIX (AGGREGATION - M), 1972 (MILLIONS OF 1971 DOLLARS) - CONTINUED

NO.	COMMODITY AGGREGATION - M	PETROLEUM & COAL PROD.IND.	CHEMICAL & CHEMICAL PROD. IND.	MISC. MANUFACTURING	CONSTR. INDUSTRY	TRANS. & STORAGE	COMMUNICATION	ELEC POWER GAS, OTHER UTILITIES	WHOLESALE TRADE
1	GRAINS	--	--	--	--	--	--	--	4.6
2	LIVE ANIMALS	--	1.6	--	--	--	--	--	0.2
3	OTHER AGRICULTURAL PRODUCTS	--	0.3	0.1	10.1	2.6	--	--	1.7
4	FORESTRY PRODUCTS	--	0.3	--	5.6	--	--	--	2.9
5	FISH LANDINGS	--	--	--	--	--	--	--	--
6	HUNTING & TRAPPING PRODUCTS	--	--	0.2	--	--	--	--	--
7	IRON ORES & CONCENTRATES	--	--	--	--	--	--	--	0.1
8	OTHER METAL ORES & CONCENTRATES	--	1.3	24.3	--	--	--	9.7	0.1
9	COAL	1.7	1.4	0.2	2.8	1.4	--	105.5	0.2
10	CRUDE MINERAL OILS	1578.8	0.8	--	--	0.3	--	--	--
11	NATURAL GAS	3.5	16.7	0.9	--	16.7	0.1	18.0	2.6
12	NON-METALLIC MINERALS	2.1	56.4	1.2	78.4	3.2	--	--	0.1
13	SERVICES INCIDENTAL TO MINING	--	--	--	270.3	--	--	--	--
14	MEAT PRODUCTS	--	13.7	0.1	--	--	--	--	0.7
15	DAIRY PRODUCTS	--	1.0	--	--	--	--	--	0.3
16	FISH PRODUCTS	--	0.8	0.1	--	--	--	--	0.1
17	FRUITS & VEGETABLES PREPARATIONS	--	--	--	--	--	--	--	0.9
18	FEEDS	--	3.7	--	--	0.6	--	--	2.4
19	FLOUR,WHEAT,MEAL & OTHER CEREALS	--	1.5	--	--	--	--	--	1.6
20	BREAKFAST CEREAL & BAKERY PROD.	--	--	--	--	--	--	--	--
21	SUGAR	--	1.9	--	--	--	--	--	1.1
22	MISC. FOOD PRODUCTS	--	19.4	0.9	--	--	--	--	2.6
23	SOFT DRINKS	--	--	--	--	--	--	--	--
24	ALCOHOLIC BEVERAGES	--	--	--	--	--	--	--	--
25	TOBACCO PROCESSED UNMANUFACTURED	--	--	--	--	--	--	--	--
26	CIGARETTES & TOBACCO MFG.	--	--	--	--	--	--	--	0.1
27	TIRES & TUBES	--	--	0.7	17.9	49.3	--	--	0.4
28	OTHER RUBBER PRODUCTS	--	1.6	3.8	23.5	7.2	--	--	0.3
29	PLASTIC FABRICATED PRODUCTS	0.2	23.8	33.9	163.8	2.6	--	--	15.8
30	LEATHER & LEATHER PRODUCTS	--	--	4.5	0.8	--	--	--	0.3
31	YARNS & MAN MADE FIBRES	--	0.8	8.2	0.5	--	--	--	1.2
32	FABRICS	--	1.1	31.8	6.4	1.1	--	--	2.5
33	OTHER TEXTILE PRODUCTS	--	2.7	4.1	86.7	6.0	1.2	--	4.9
34	HOSIERY & KNITTED WEAR	--	--	--	--	--	--	--	--
35	CLOTHING & ACCESSORIES	--	--	0.4	--	--	--	--	--
36	LUMBER & TIMBER	--	--	8.0	241.1	--	--	--	2.9
37	VENEER & PLYWOOD	--	0.3	6.0	186.1	--	--	--	0.9
38	OTHER WOOD FABRICATED MATERIALS	0.1	2.0	4.4	468.2	--	--	--	10.5
39	FURNITURE & FIXTURES	--	--	--	15.7	--	--	--	--
40	PULP	--	8.9	--	--	--	--	--	--
41	NEWSPRINT & OTHER PAPER STOCK	--	1.9	10.8	85.5	0.2	--	--	10.2
42	PAPER PRODUCTS	2.1	67.4	24.8	34.9	4.4	--	--	52.3
43	PRINTING & PUBLISHING	--	8.4	3.1	--	4.2	20.4	1.4	11.5
44	ADVERTISING,PRINT MEDIA	--	--	--	--	--	--	--	--
45	IRON & STEEL PRODUCTS	--	0.4	21.3	528.5	6.0	--	--	5.6
46	ALUMINUM PRODUCTS	--	3.6	13.7	5.2	0.1	--	--	0.7
47	COPPER & COPPER ALLOY PRODUCTS	--	5.9	8.7	38.5	1.2	--	--	0.1
48	NICKEL PRODUCTS	--	0.2	0.7	1.9	--	--	--	--
49	OTHER NON FERROUS METAL PRODUCTS	--	23.0	37.7	8.6	0.4	--	--	0.4
50	BOILERS, TANKS & PLATES	--	--	2.6	201.2	3.2	--	--	--
51	FABRICATED STRUCTURAL METAL PROD	--	0.3	1.7	709.3	0.6	--	--	0.5
52	OTHER METAL FABRICATED PRODUCTS	14.0	42.0	38.0	758.0	1.2	--	--	27.7
53	AGRICULTURAL MACHINERY	--	--	--	--	--	--	--	1.5
54	OTHER INDUSTRIAL MACHINERY	0.2	1.3	1.8	202.8	1.6	0.2	--	2.6
55	MOTOR VEHICLES	--	--	--	--	--	--	--	--
56	MOTOR VEHICLE PARTS	--	--	0.1	22.8	101.3	--	--	0.8
57	OTHER TRANSPORT EQUIPMENT	--	--	--	--	148.8	--	--	--
58	APPLIANCES & RECEIVERS,HOUSEHOLD	--	0.2	2.1	10.8	--	1.7	--	1.0
59	OTHER ELECTRICAL PRODUCTS	--	--	7.5	666.0	17.2	65.3	--	4.9
60	CEMENT & CONCRETE PRODUCTS	--	--	0.1	660.2	--	--	--	--
61	OTHER NON-METALLIC MINERAL PROD	--	24.8	11.9	341.5	2.7	--	--	3.0
62	GASOLINE & FUEL OIL	0.6	21.9	2.7	77.7	274.7	5.2	32.5	58.0
63	OTHER PETROLEUM & COAL PROD.	40.8	86.6	1.7	90.3	21.8	0.8	0.9	5.9
64	INDUSTRIAL CHEMICALS	5.7	458.3	46.1	10.4	0.9	1.4	--	7.5
65	FERTILIZERS	--	18.8	--	--	--	--	--	--
66	PHARMACEUTICALS	--	31.7	--	0.3	--	--	--	0.1
67	OTHER CHEMICAL PRODUCTS	76.9	105.7	17.4	132.4	7.6	0.2	--	2.6
68	SCIENTIFIC EQUIPMENT	--	0.5	53.2	27.3	2.6	8.1	--	0.9
69	OTHER MANUFACTURED PRODUCTS	19.3	19.3	41.2	75.8	3.5	0.5	--	4.2
70	RESIDENTIAL CONSTRUCTION	--	--	--	--	--	--	--	--
71	NON-RESIDENTIAL CONSTRUCTION	--	--	--	--	--	--	--	--
72	REPAIR CONSTRUCTION	57.3	21.3	3.3	10.4	226.0	63.8	109.2	8.0
73	PIPELINE TRANSPORTATION	167.2	17.3	0.8	0.5	54.5	0.1	18.2	3.4
74	TRANSPORTATION & STORAGE	3.7	6.9	1.5	153.2	858.0	77.6	3.4	165.1
75	RADIO & TELEVISION BROADCASTING	--	--	--	--	--	15.8	--	--
76	TELEPHONE & TELEGRAPH	3.6	18.6	8.4	27.1	100.2	43.9	6.5	109.9
77	POSTAL SERVICES	1.0	5.3	3.2	2.4	6.8	21.1	3.7	40.4
78	ELECTRIC POWER	17.4	62.6	7.6	8.6	42.1	10.2	29.4	46.1
79	OTHER UTILITIES	0.8	15.9	0.9	0.5	3.4	0.3	0.1	2.2
80	WHOLESALE MARGINS	7.6	66.1	32.4	771.8	139.0	9.6	6.3	119.8
81	RETAIL MARGINS	--	0.7	0.3	86.6	10.4	20.2	0.4	5.9
82	IMPUTED RENT OWNER OCPD DWEL	--	--	--	--	--	--	--	--
83	OTHER FINANCE,INS,REAL ESTATE	36.0	78.8	45.8	223.7	222.5	40.3	59.1	329.9
84	BUSINESS SERVICES	24.0	51.3	17.5	571.1	69.7	42.9	20.0	139.0
85	EDUCATION SERVICES	--	--	--	--	--	--	--	--
86	HEALTH SERVICES	--	--	--	--	--	--	--	--
87	AMUSEMENT & RECREATION SERVICES	--	--	--	--	--	50.1	--	--
88	ACCOMMODATION & FOOD SERVICES	--	--	--	--	33.8	--	--	--
89	OTHER PERSONAL & MISC. SERVICES	4.6	34.5	8.3	267.8	233.1	14.7	20.2	53.9
90	TRANSPORTATION MARGINS	11.9	73.7	17.7	324.7	33.4	2.4	9.1	14.4
91	OPERATING, OFFICE, LAB. & FOOD	37.0	133.0	33.4	340.6	426.4	72.2	37.7	215.6
92	TRAVEL, ADVERTISING & PROMOTION	30.1	182.5	67.4	82.3	93.8	38.8	13.6	34.4
93	NON-COMPETING IMPORTS	--	1.7	1.9	--	--	--	--	--
94	UNALLOCATED IMPORTS & EXPORTS	--	--	--	--	--	--	--	--
95	INDIRECT TAXES	16.9	48.5	17.2	965.0	432.8	105.1	85.1	180.5
96	SUBSIDIES	-1.1	-2.6	-0.3	--	-89.1	-194.0	-30.7	-99.2
	GDP AT FACTOR COST	280.4	1184.3	617.4	6893.7	4905.4	2458.5	2175.9	4410.9
	TOTAL	2424.7	3084.3	1367.3	16997.9	8497.4	2998.4	2735.2	6352.5

NOTE: DETAIL MAY NOT ADD DUE TO ROUNDING.

TABLE 11. USE (INPUT) MATRIX (AGGREGATION - M), 1972 (MILLIONS OF 1971 DOLLARS) - CONTINUED

NO.	COMMODITY AGGREGATION - M	RETAIL TRADE	OWNER OCCUPIED DWELLINGS	FINANCE, INS. & REAL EST.	EDUCATION & HEALTH SERVICES	AMUSEMENT RECREATION SERVICES	SERVICE TO BUSINESS MANAGEMENT	ACCOMMODATION-FOOD SERVICES	PERSONAL & MISC. SERVICES
1	GRAINS.....	--	--	--	--	--	--	--	--
2	LIVE ANIMALS.....	179.6	--	--	--	--	--	--	--
3	OTHER AGRICULTURAL PRODUCTS.....	--	--	--	--	0.6	--	68.0	1.7
4	FORESTRY PRODUCTS.....	--	--	--	--	--	--	--	--
5	FISH LANDINGS.....	--	--	--	--	--	--	8.2	--
6	HUNTING & TRAPPING PRODUCTS.....	--	--	--	--	--	--	--	--
7	IRON ORES & CONCENTRATES.....	--	--	--	--	--	--	--	--
8	OTHER METAL ORES & CONCENTRATES.....	--	--	--	0.6	--	--	--	--
9	COAL.....	--	--	--	0.9	--	--	--	--
10	CRUDE MINERAL OILS.....	--	--	--	--	--	--	--	--
11	NATURAL GAS.....	8.5	--	5.8	1.0	--	0.1	3.0	0.1
12	NON-METALLIC MINERALS.....	--	--	--	--	--	--	0.8	--
13	SERVICES INCIDENTAL TO MINING.....	--	--	--	--	--	--	--	--
14	MEAT PRODUCTS.....	2.2	--	--	--	--	--	359.8	--
15	DAIRY PRODUCTS.....	--	--	--	--	--	--	123.1	--
16	FISH PRODUCTS.....	--	--	--	--	--	--	49.5	--
17	FRUITS & VEGETABLES PREPARATIONS.....	--	--	--	--	--	--	50.4	--
18	FEEDS.....	--	--	--	--	0.3	--	--	--
19	FLOUR,WHEAT,MEAL & OTHER CEREALS.....	--	--	--	--	--	--	10.1	--
20	BREAKFAST CEREAL & BAKERY PROD.....	--	--	--	--	--	--	66.4	--
21	SUGAR.....	--	--	--	--	--	--	14.3	--
22	MISC. FOOD PRODUCTS.....	--	--	--	--	--	--	31.6	1.6
23	SOFT DRINKS.....	--	--	--	--	--	--	15.3	--
24	ALCOHOLIC BEVERAGES.....	--	--	--	--	--	--	--	--
25	TOBACCO PROCESSED UNMANUFACTURED.....	--	--	--	--	--	--	--	--
26	CIGARETTES & TOBACCO MFG.....	--	--	--	--	--	--	--	--
27	TIRES & TUBES.....	3.9	--	--	--	--	--	--	--
28	OTHER RUBBER PRODUCTS.....	5.7	--	--	0.3	--	--	--	3.4
29	PLASTIC FABRICATED PRODUCTS.....	9.2	--	--	--	--	--	3.5	0.1
30	LEATHER & LEATHER PRODUCTS.....	--	--	--	--	0.7	--	--	3.2
31	YARNS & MAN MADE FIBRES.....	--	--	--	--	--	--	--	2.6
32	FABRICS.....	1.2	--	--	0.2	0.5	--	4.4	11.1
33	OTHER TEXTILE PRODUCTS.....	1.2	--	--	9.2	0.2	0.4	33.4	0.9
34	HOSIERY & KNITTED WEAR.....	--	--	--	--	--	--	--	--
35	CLOTHING & ACCESSORIES.....	11.2	--	--	--	--	--	3.0	--
36	LUMBER & TIMBER.....	--	--	--	--	--	0.2	--	--
37	VENEER & PLYWOOD.....	--	--	--	--	--	--	--	--
38	OTHER WOOD FABRICATED MATERIALS.....	4.8	--	--	--	0.5	--	--	18.5
39	FURNITURE & FIXTURES.....	--	--	--	--	--	--	1.4	--
40	PULP.....	--	--	--	--	--	--	--	--
41	NEWSPRINT & OTHER PAPER STOCK.....	11.6	--	--	0.2	--	2.6	--	0.5
42	PAPER PRODUCTS.....	129.8	--	--	--	--	0.8	56.0	3.4
43	PRINTING & PUBLISHING.....	9.2	--	24.6	5.0	1.8	2.6	--	--
44	ADVERTISING,PRINT MEDIA.....	--	--	--	--	--	--	--	--
45	IRON & STEEL PRODUCTS.....	--	--	--	--	--	--	--	--
46	ALUMINUM PRODUCTS.....	--	--	--	--	--	--	--	--
47	COPPER & COPPER ALLOY PRODUCTS.....	--	--	--	--	--	--	--	--
48	NICKEL PRODUCTS.....	--	--	--	--	--	--	--	--
49	OTHER NON FERROUS METAL PRODUCTS.....	--	--	--	--	--	--	--	4.0
50	BOILERS, TANKS & PLATES.....	--	--	--	--	--	--	--	--
51	FABRICATED STRUCTURAL METAL PROD.....	--	--	--	--	--	--	--	--
52	OTHER METAL FABRICATED PRODUCTS.....	14.1	--	--	--	1.4	--	0.6	4.2
53	AGRICULTURAL MACHINERY.....	--	--	--	--	--	--	--	--
54	OTHER INDUSTRIAL MACHINERY.....	--	--	--	--	--	--	0.1	--
55	MOTOR VEHICLES.....	--	--	--	--	--	--	--	--
56	MOTOR VEHICLE PARTS.....	--	--	--	--	--	--	--	--
57	OTHER TRANSPORT EQUIPMENT.....	--	--	--	--	--	--	--	--
58	APPLIANCES & RECEIVERS,HOUSEHOLD.....	--	--	--	0.1	--	--	--	0.4
59	OTHER ELECTRICAL PRODUCTS.....	--	--	--	0.2	--	--	--	--
60	CEMENT & CONCRETE PRODUCTS.....	--	--	--	--	--	--	--	--
61	OTHER NON-METALLIC MINERAL PROD.....	1.7	--	--	0.3	0.1	--	7.3	--
62	GASOLINE & FUEL OIL.....	44.8	--	22.6	9.2	3.0	9.4	24.2	13.2
63	OTHER PETROLEUM & COAL PROD.....	2.8	--	0.3	1.0	0.1	0.7	1.1	4.2
64	INDUSTRIAL CHEMICALS.....	9.9	--	--	2.3	0.2	--	0.1	12.7
65	FERTILIZERS.....	--	--	--	--	--	--	0.1	--
66	PHARMACEUTICALS.....	--	--	--	15.9	--	--	--	--
67	OTHER CHEMICAL PRODUCTS.....	--	--	--	0.6	--	0.3	1.7	45.0
68	SCIENTIFIC EQUIPMENT.....	0.5	--	--	34.8	13.3	1.9	--	17.2
69	OTHER MANUFACTURED PRODUCTS.....	5.3	--	--	7.1	13.3	0.7	2.9	2.0
70	RESIDENTIAL CONSTRUCTION.....	--	--	--	--	--	--	--	--
71	NON-RESIDENTIAL CONSTRUCTION.....	--	--	--	--	--	--	--	--
72	REPAIR CONSTRUCTION.....	44.9	854.8	392.5	2.6	4.8	1.1	16.4	0.7
73	PIPELINE TRANSPORTATION.....	15.1	--	8.8	0.8	0.1	0.1	3.4	0.1
74	TRANSPORTATION & STORAGE.....	88.7	--	2.2	4.6	4.4	6.3	10.2	5.4
75	RADIO & TELEVISION BROADCASTING.....	--	--	--	--	--	--	2.5	--
76	TELEPHONE & TELEGRAPH.....	96.7	--	181.6	55.4	5.1	59.6	30.4	9.0
77	POSTAL SERVICES.....	112.4	--	54.9	8.6	1.0	11.9	0.9	1.3
78	ELECTRIC POWER.....	174.0	--	65.0	4.8	11.1	7.1	40.0	12.0
79	OTHER UTILITIES.....	20.1	--	16.9	1.4	0.2	0.2	4.9	0.4
80	WHOLESALE MARGINS.....	32.4	--	7.0	12.4	4.0	3.9	64.7	17.5
81	RETAIL MARGINS.....	9.0	--	4.4	11.9	18.3	4.4	14.5	6.7
82	IMPUTED RENT OWNER OCPD DWEL.....	--	--	--	--	--	--	--	--
83	OTHER FINANCE,INS,REAL ESTATE.....	668.0	61.2	1180.5	84.7	80.7	199.3	173.1	58.4
84	BUSINESS SERVICES.....	98.3	--	283.1	29.4	11.5	156.4	36.2	8.5
85	EDUCATION SERVICES.....	--	--	--	--	--	--	--	--
86	HEALTH SERVICES.....	--	--	6.5	0.6	--	--	--	--
87	AMUSEMENT & RECREATION SERVICES.....	--	--	--	0.2	65.3	3.7	29.8	--
88	ACCOMMODATION & FOOD SERVICES.....	--	--	--	--	--	--	4.1	--
89	OTHER PERSONAL & MISC. SERVICES.....	57.0	--	81.3	33.2	18.7	65.6	37.7	18.7
90	TRANSPORTATION MARGINS.....	14.4	--	2.2	3.3	1.0	1.2	28.6	6.7
91	OPERATING, OFFICE, LAB. & FOOD.....	257.9	--	323.4	136.8	91.6	350.7	164.2	91.7
92	TRAVEL, ADVERTISING & PROMOTION.....	323.0	--	294.2	22.1	51.6	130.1	79.5	22.7
93	NON-COMPETING IMPORTS.....	3.2	--	--	--	--	--	6.7	--
94	UNALLOCATED IMPORTS & EXPORTS.....	--	--	--	--	--	--	--	--
95	INDIRECT TAXES.....	266.3	1533.0	1397.4	22.6	24.2	39.9	119.0	34.7
96	SUBSIDIES.....	-1.7	-77.6	-83.1	--	--	--	--	--
	GDP AT FACTOR COST.....	6283.6	3359.8	6970.0	1764.2	417.4	2595.0	2181.0	795.4
	TOTAL.....	9020.2	5731.2	11242.0	2288.5	846.9	3656.5	3987.7	1239.9

NOTE: DETAIL MAY NOT ADD DUE TO ROUNDING.

TABLE 11. USE (INPUT) MATRIX (AGGREGATION - M), 1972 (MILLIONS OF 1971 DOLLARS) - CONCLUDED

NO.	COMMODITY AGGREGATION - M	TRANS. MARGINS	OPERATING OFFICE LAB & FOOD	TRAVEL PROMOTION, ADVTG.	TOTAL INDUSTRIES
1	GRAINS	--	--	--	393.5
2	LIVE ANIMALS	--	3.0	--	1716.4
3	OTHER AGRICULTURAL PRODUCTS	--	38.8	--	1366.2
4	FORESTRY PRODUCTS	--	--	--	1546.2
5	FISH LANDINGS	--	1.5	--	171.5
6	HUNTING & TRAPPING PRODUCTS	--	--	--	15.9
7	IRON ORES & CONCENTRATES	--	--	--	153.0
8	OTHER METAL ORES & CONCENTRATES	--	--	--	1299.2
9	COAL	--	--	--	259.7
10	CRUDE MINERAL OILS	--	--	--	1580.0
11	NATURAL GAS	--	--	--	144.3
12	NON-METALLIC MINERALS	--	0.2	--	326.2
13	SERVICES INCIDENTAL TO MINING	--	--	--	485.8
14	MEAT PRODUCTS	--	92.3	--	1063.7
15	DAIRY PRODUCTS	--	53.1	--	400.0
16	FISH PRODUCTS	--	4.6	--	84.6
17	FRUITS & VEGETABLES PREPARATIONS	--	26.3	--	150.3
18	FEEDS	--	--	--	696.4
19	FLOUR,WHEAT,MEAL & OTHER CEREALS	--	4.1	--	145.4
20	BREAKFAST CEREAL & BAKERY PROD.	--	35.2	--	107.2
21	SUGAR	--	5.3	--	151.0
22	MISC. FOOD PRODUCTS	--	19.8	--	379.8
23	SOFT DRINKS	--	11.8	--	62.0
24	ALCOHOLIC BEVERAGES	--	--	27.5	59.1
25	TOBACCO PROCESSED UNMANUFACTURED	--	--	--	121.7
26	CIGARETTES & TOBACCO MPG.	--	--	--	2.1
27	TIRES & TUBES	--	158.1	2.1	371.0
28	OTHER RUBBER PRODUCTS	--	31.8	1.0	250.2
29	PLASTIC FABRICATED PRODUCTS	--	95.5	--	571.3
30	LEATHER & LEATHER PRODUCTS	--	9.2	--	103.3
31	YARNS & MAN MADE FIBRES	--	--	--	553.5
32	FABRICS	--	--	--	990.4
33	OTHER TEXTILE PRODUCTS	--	38.6	--	393.1
34	HOSIERY & KNITTED WEAR	--	--	--	2.2
35	CLOTHING & ACCESSORIES	--	23.3	--	203.3
36	LUMBER & TIMBER	--	3.4	--	470.8
37	VENEER & PLYWOOD	--	--	--	299.7
38	OTHER WOOD FABRICATED MATERIALS	--	0.6	--	831.3
39	FURNITURE & FIXTURES	--	--	--	62.1
40	PULP	--	--	--	163.5
41	NEWSPRINT & OTHER PAPER STOCK	--	11.1	--	968.0
42	PAPER PRODUCTS	--	296.4	2.0	1256.0
43	PRINTING & PUBLISHING	--	404.1	253.1	934.6
44	ADVERTISING,PRINT MEDIA	--	--	525.2	525.2
45	IRON & STEEL PRODUCTS	--	13.0	--	2551.3
46	ALUMINUM PRODUCTS	--	--	--	479.4
47	COPPER & COPPER ALLOY PRODUCTS	--	2.3	--	533.7
48	NICKEL PRODUCTS	--	--	--	37.5
49	OTHER NON FERROUS METAL PRODUCTS	--	7.3	--	414.3
50	BOILERS, TANKS & PLATES	--	8.8	--	251.3
51	FABRICATED STRUCTURAL METAL PROD	--	--	--	961.8
52	OTHER METAL FABRICATED PRODUCTS	--	406.7	--	2571.5
53	AGRICULTURAL MACHINERY	--	5.2	--	76.3
54	OTHER INDUSTRIAL MACHINERY	--	818.3	--	1652.1
55	MOTOR VEHICLES	--	--	--	7.5
56	MOTOR VEHICLE PARTS	--	377.4	27.2	3345.2
57	OTHER TRANSPORT EQUIPMENT	--	1.2	--	364.3
58	APPLIANCES & RECEIVERS,HOUSEHOLD	--	7.3	--	153.0
59	OTHER ELECTRICAL PRODUCTS	--	272.0	4.3	1780.8
60	CEMENT & CONCRETE PRODUCTS	--	--	--	804.3
61	OTHER NON-METALLIC MINERAL PROD.	--	31.5	--	845.5
62	GASOLINE & FUEL OIL	--	--	53.3	1091.4
63	OTHER PETROLEUM & COAL PROD.	--	6.8	2.5	417.5
64	INDUSTRIAL CHEMICALS	--	101.3	--	1445.3
65	FERTILIZERS	--	4.3	--	86.3
66	PHARMACEUTICALS	--	10.8	--	87.5
67	OTHER CHEMICAL PRODUCTS	--	208.9	2.2	1048.2
68	SCIENTIFIC EQUIPMENT	--	157.6	--	373.7
69	OTHER MANUFACTURED PRODUCTS	--	57.6	57.0	474.0
70	RESIDENTIAL CONSTRUCTION	--	--	--	--
71	NON-RESIDENTIAL CONSTRUCTION	--	--	--	--
72	REPAIR CONSTRUCTION	--	--	--	2224.6
73	PIPELINE TRANSPORTATION	--	--	0.1	359.7
74	TRANSPORTATION & STORAGE	--	--	523.9	5950.2
75	RADIO & TELEVISION BROADCASTING	3649.1	--	295.7	314.1
76	TELEPHONE & TELEGRAPH	--	--	--	985.2
77	POSTAL SERVICES	--	--	--	324.3
78	ELECTRIC POWER	--	--	--	1161.4
79	OTHER UTILITIES	--	--	--	142.3
80	WHOLESALE MARGINS	--	769.8	50.6	3493.7
81	RETAIL MARGINS	--	257.4	41.6	545.6
82	IMPUTED RENT OWNER OCPD. DWEL	--	--	--	--
83	OTHER FINANCE,INS,REAL ESTATE	--	--	--	4966.8
84	BUSINESS SERVICES	--	--	307.4	2588.1
85	EDUCATION SERVICES	--	--	--	--
86	HEALTH SERVICES	--	--	--	7.1
87	AMUSEMENT & RECREATION SERVICES	--	--	48.3	197.4
88	ACCOMMODATION & FOOD SERVICES	--	--	588.9	626.9
89	OTHER PERSONAL & MISC. SERVICES	--	1068.0	71.8	2400.6
90	TRANSPORTATION MARGINS	--	166.0	16.1	1874.4
91	OPERATING, OFFICE, LAB. & FOOD	--	--	--	5155.5
92	TRAVEL, ADVERTISING & PROMOTION	--	--	--	2817.6
93	NON-COMPETING IMPORTS	--	3.6	--	295.3
94	UNALLOCATED IMPORTS & EXPORTS	--	124.1	143.2	267.3
95	INDIRECT TAXES	--	536.7	211.2	7041.0
96	SUBSIDIES	--	--	--	-798.6
	GDP AT FACTOR COST	--	--	--	72256.7
	TOTAL	3649.1	6792.1	3256.3	158861.3

NOTE: DETAIL MAY NOT ADD DUE TO ROUNDING.

TABLE 12. FINAL DEMAND MATRIX (AGGREGATION - M), 1972 (MILLIONS OF 1971 DOLLARS)

NO.	COMMODITY AGGREGATION - M	CE. AUTOS REPAIRS & PARTS	CE. OTHER DURABLE	CE. CLOTHING & FOOTWEAR	CE. OTHER SEMI- DURABLE	CE. FOOD, BEVERAGE & TOBACCO	CE. FUEL & ELECTRICITY	CE. GAS, OIL & GREASE	CE. OTHER NON DURABLE
1	GRAINS	..	..	..	..	..	..	..	..
2	LIVE ANIMALS	..	..	..	12.7	70.3	..	..	..
3	OTHER AGRICULTURAL PRODUCTS	..	..	..	..	507.1	..	..	87.2
4	FORESTRY PRODUCTS	..	..	..	..	..	32.9	..	..
5	FISH LANDINGS	..	..	..	..	10.9	..	..	..
6	HUNTING & TRAPPING PRODUCTS	..	..	..	..	..	..	..	..
7	IRON ORES & CONCENTRATES	..	..	..	..	..	..	..	..
8	OTHER METAL ORES & CONCENTRATES	..	..	..	..	..	..	..	..
9	COAL	..	..	..	..	..	6.4	..	..
10	CRUDE MINERAL OILS	..	..	..	..	..	..	..	..
11	NATURAL GAS	..	..	..	..	..	50.8	..	..
12	NON-METALLIC MINERALS	..	..	..	1.2	8.9	..	..	1.8
13	SERVICES INCIDENTAL TO MINING	..	..	..	..	..	..	..	..
14	MEAT PRODUCTS	..	..	..	..	1836.6	..	..	..
15	DAIRY PRODUCTS	..	..	..	..	1016.1	..	..	..
16	FISH PRODUCTS	..	..	..	..	80.8	..	..	..
17	FRUITS & VEGETABLES PREPARATIONS	..	..	..	..	654.9	..	..	..
18	FEEDS	..	..	..	..	77.6	..	..	..
19	FLOUR,WHEAT,MEAL & OTHER CEREALS	..	..	..	..	33.8	..	..	..
20	BREAKFAST CEREAL & BAKERY PROD.	..	..	..	..	673.4	..	..	..
21	SUGAR	..	..	..	..	66.7	..	..	..
22	MISC FOOD PRODUCTS	..	..	..	..	845.1	..	..	..
23	SOFT DRINKS	..	..	..	..	313.0	..	..	..
24	ALCOHOLIC BEVERAGES	..	..	..	..	737.5	..	..	..
25	TOBACCO PROCESSED UNMANUFACTURED	..	..	..	..	..	..	..	..
26	CIGARETTES & TOBACCO MFG.	..	..	..	..	417.6	..	..	..
27	TIRES & TUBES	125.2	..	..	..	..	..	..	..
28	OTHER RUBBER PRODUCTS	1.9	2.7	51.0	11.7	..	..	..	3.0
29	PLASTIC FABRICATED PRODUCTS	..	1.8	..	38.9	..	..	..	22.4
30	LEATHER & LEATHER PRODUCTS	..	..	365.8	44.8	..	..	..	..
31	YARNS & MAN MADE FIBRES	..	..	..	41.4	..	..	..	..
32	FABRICS	..	..	..	148.4	..	..	..	..
33	OTHER TEXTILE PRODUCTS	..	210.2	..	174.3	..	..	..	43.8
34	HOSIERY & KNITTED WEAR	..	..	614.6	..	..	..	..	..
35	CLOTHING & ACCESSORIES	..	..	1320.7	..	..	..	..	..
36	LUMBER & TIMBER	..	..	..	13.8	..	..	..	..
37	VENEER & PLYWOOD	..	..	..	13.7	..	..	..	..
38	OTHER WOOD FABRICATED MATERIALS	..	20.7	..	5.0	..	0.5	..	..
39	FURNITURE & FIXTURES	..	597.3	..	23.3	..	..	..	..
40	PULP	..	..	..	..	..	..	..	..
41	NEWSPRINT & OTHER PAPER STOCK	..	..	..	2.1	..	..	..	1.1
42	PAPER PRODUCTS	..	..	..	..	17.1	0.2	..	243.8
43	PRINTING & PUBLISHING	..	..	..	464.9	..	..	..	..
44	ADVERTISING,PRINT MEDIA	..	..	..	..	..	..	..	..
45	IRON & STEEL PRODUCTS	..	..	..	..	..	..	..	..
46	ALUMINUM PRODUCTS	..	..	..	..	..	..	..	..
47	COPPER & COPPER ALLOY PRODUCTS	..	..	..	..	..	..	..	..
48	NICKEL PRODUCTS	..	..	..	..	..	..	..	..
49	OTHER NON FERROUS METAL PRODUCTS	..	..	..	2.6	..	..	..	..
50	BOILERS, TANKS & PLATES	..	..	..	..	..	..	..	..
51	FABRICATED STRUCTURAL METAL PROD	..	..	..	1.1	..	..	..	..
52	OTHER METAL FABRICATED PRODUCTS	..	34.4	..	146.0	..	..	..	12.2
53	AGRICULTURAL MACHINERY	..	15.6	..	..	..	..	..	..
54	OTHER INDUSTRIAL MACHINERY	..	41.3	..	26.7	..	..	..	..
55	MOTOR VEHICLES	2021.7	200.6	..	..	..	..	..	..
56	MOTOR VEHICLE PARTS	180.0	..	..	..	..	..	..	..
57	OTHER TRANSPORT EQUIPMENT	..	172.6	..	..	..	..	..	..
58	APPLIANCES & RECEIVERS,HOUSEHOLD	..	1078.0	..	..	..	..	..	..
59	OTHER ELECTRICAL PRODUCTS	16.7	40.8	..	74.7	..	..	..	..
60	CEMENT & CONCRETE PRODUCTS	..	..	..	3.8	..	..	..	..
61	OTHER NON-METALLIC MINERAL PROD.	..	..	..	92.2	..	..	..	..
62	GASOLINE & FUEL OIL	..	..	..	..	..	423.7	461.7	..
63	OTHER PETROLEUM & COAL PROD.	..	..	..	0.5	..	11.4	28.1	1.6
64	INDUSTRIAL CHEMICALS	..	0.9	..	0.7	0.1	..	..	2.7
65	FERTILIZERS	..	..	..	..	..	..	..	2.5
66	PHARMACEUTICALS	..	..	..	..	..	..	..	315.3
67	OTHER CHEMICAL PRODUCTS	..	17.0	..	49.4	14.1	..	10.7	439.9
68	SCIENTIFIC EQUIPMENT	..	151.6	..	55.2	..	..	..	41.4
69	OTHER MANUFACTURED PRODUCTS	..	370.5	..	211.0	0.8	..	..	24.2
70	RESIDENTIAL CONSTRUCTION	..	..	..	..	..	..	..	..
71	NON-RESIDENTIAL CONSTRUCTION	..	..	..	..	..	..	..	..
72	REPAIR CONSTRUCTION	..	..	..	..	..	..	..	..
73	PIPELINE TRANSPORTATION	..	..	..	..	..	56.0	1.2	..
74	TRANSPORTATION & STORAGE	..	..	..	..	..	..	..	..
75	RADIO & TELEVISION BROADCASTING	..	..	..	..	..	..	..	..
76	TELEPHONE & TELEGRAPH	..	..	..	..	..	..	..	..
77	POSTAL SERVICES	..	..	..	..	..	..	..	..
78	ELECTRIC POWER	..	..	..	..	..	778.2	..	..
79	OTHER UTILITIES	..	..	..	..	..	217.0	..	..
80	WHOLESALE MARGINS	362.9	281.8	153.0	189.2	477.8	328.7	209.5	148.1
81	RETAIL MARGINS	743.9	991.3	1401.3	642.4	1931.5	9.9	341.3	559.2
82	IMPUTED RENT OWNER OCPD DWEL	..	..	..	..	..	..	..	..
83	OTHER FINANCE,INS,REAL ESTATE	..	..	..	..	..	..	..	..
84	BUSINESS SERVICES	..	..	..	..	..	..	..	..
85	EDUCATION SERVICES	..	..	..	..	..	..	..	..
86	HEALTH SERVICES	..	..	..	..	..	..	..	..
87	AMUSEMENT & RECREATION SERVICES	..	..	..	..	..	..	..	..
88	ACCOMMODATION & FOOD SERVICES	..	..	..	..	..	..	..	..
89	OTHER PERSONAL & MISC SERVICES	592.8	120.6	38.5	22.8	..	..	..	..
90	TRANSPORTATION MARGINS	65.4	87.1	92.5	63.1	232.4	26.5	43.0	45.0
91	OPERATING, OFFICE, LAB. & FOOD	..	..	..	..	..	..	..	..
92	TRAVEL, ADVERTISING & PROMOTION	..	..	..	..	..	..	..	..
93	NON-COMPETING IMPORTS	..	..	..	..	114.0	..	..	..
94	UNALLOCATED IMPORTS & EXPORTS	..	..	..	..	..	..	..	..
95	INDIRECT TAXES	450.4	602.9	450.1	266.4	2244.4	67.7	634.0	205.6
96	SUBSIDIES	..	..	..	..	..	..	..	..
97	WAGES & SALARIES	..	..	..	..	..	..	..	..
98	SUPPLEMENTARY LABOUR INCOME	..	..	..	..	..	..	..	..
99	NET INCOME,UNINC. BUSINESS	..	..	..	..	..	..	..	..
100	OTHER OPERATING SURPLUS	..	..	..	..	..	..	..	..
	TOTAL	4560.9	5039.7	4487.4	2861.2	12369.5	2009.6	1729.6	2201.1

NOTE: DETAIL MAY NOT ADD DUE TO ROUNDING AND SUPPRESSION OF CONFIDENTIAL COMMODITIES.



TABLE 12. FINAL DEMAND MATRIX (AGGREGATION - M), 1972 (MILLIONS OF 1971 DOLLARS) - CONTINUED

NO	COMMODITY AGGREGATION - M	CE, GROSS RENT	CE, MEDICAL & HOSPITAL	CE, TRANSP & COMMUNICAT	CE, EXP RESTAURANT & HOTELS	CE, NET EXPEND ABROAD	CE, OTHER SERVICES	CON MANU-FACTURING	CON MINING QUARRYING OIL WELLS
1	GRAINS	..	..	..	..	..	..	..	..
2	LIVE ANIMALS	..	..	..	..	..	..	..	..
3	OTHER AGRICULTURAL PRODUCTS	..	21.5	..	..	..	..	..	..
4	FORESTRY PRODUCTS	..	..	..	..	..	..	..	..
5	FISH LANDINGS	..	..	..	..	..	..	..	..
6	HUNTING & TRAPPING PRODUCTS	..	..	..	..	..	..	..	..
7	IRON ORES & CONCENTRATES	..	..	..	..	..	..	..	..
8	OTHER METAL ORES & CONCENTRATES	..	..	..	..	..	..	..	..
9	COAL	..	..	..	..	..	0.5	..	..
10	CRUDE MINERAL OILS	..	..	..	..	..	..	..	..
11	NATURAL GAS	..	..	..	..	..	4.5	..	..
12	NON-METALLIC MINERALS	..	..	..	..	..	..	..	..
13	SERVICES INCIDENTAL TO MINING	..	..	..	..	..	..	..	..
14	MEAT PRODUCTS	..	..	..	..	..	..	..	..
15	DAIRY PRODUCTS	..	..	..	..	..	..	..	..
16	FISH PRODUCTS	..	..	..	..	..	..	..	..
17	FRUITS & VEGETABLES PREPARATIONS	..	..	..	..	..	..	..	..
18	FEEDS	..	..	..	..	..	..	..	..
19	FLOUR,WHEAT,MEAL & OTHER CEREALS	..	..	..	..	..	..	..	..
20	BREAKFAST CEREAL & BAKERY PROD	..	..	..	..	..	..	..	..
21	SUGAR	..	..	..	..	..	..	..	..
22	MISC. FOOD PRODUCTS	..	..	..	..	..	..	..	..
23	SOFT DRINKS	..	..	..	..	..	..	..	..
24	ALCOHOLIC BEVERAGES	..	..	..	..	..	..	..	..
25	TOBACCO PROCESSED UNMANUFACTURED	..	..	..	..	..	..	..	..
26	CIGARETTES & TOBACCO MFG.	..	..	..	..	..	..	..	..
27	TIRES & TUBES	..	..	..	..	..	..	..	..
28	OTHER RUBBER PRODUCTS	..	..	..	..	..	..	..	..
29	PLASTIC FABRICATED PRODUCTS	..	..	..	..	..	..	..	..
30	LEATHER & LEATHER PRODUCTS	..	..	..	..	..	..	..	..
31	YARNS & MAN MADE FIBRES	..	..	..	..	..	..	..	..
32	FABRICS	..	..	..	..	..	..	..	..
33	OTHER TEXTILE PRODUCTS	..	..	..	..	..	5.9	..	..
34	HOSIERY & KNITTED WEAR	..	..	..	..	..	..	..	..
35	CLOTHING & ACCESSORIES	..	..	..	..	..	..	..	..
36	LUMBER & TIMBER	..	..	..	..	..	..	..	..
37	VENEER & PLYWOOD	..	..	..	..	..	..	..	..
38	OTHER WOOD FABRICATED MATERIALS	..	..	..	..	..	..	..	..
39	FURNITURE & FIXTURES	..	..	..	..	..	..	..	..
40	PULP	..	..	..	..	..	..	..	..
41	NEWSPRINT & OTHER PAPER STOCK	..	..	..	..	..	..	..	..
42	PAPER PRODUCTS	..	..	..	..	..	..	..	..
43	PRINTING & PUBLISHING	..	..	..	..	..	29.8	..	..
44	ADVERTISING,PRINT MEDIA	..	..	..	..	..	..	..	..
45	IRON & STEEL PRODUCTS	..	..	..	..	..	..	..	..
46	ALUMINUM PRODUCTS	..	..	..	..	..	..	..	..
47	COPPER & COPPER ALLOY PRODUCTS	..	..	..	..	..	..	..	..
48	NICKEL PRODUCTS	..	..	..	..	..	..	..	..
49	OTHER NON FERROUS METAL PRODUCTS	..	..	..	..	..	..	..	..
50	BOILERS, TANKS & PLATES	..	..	..	..	..	..	..	..
51	FABRICATED STRUCTURAL METAL PROD	..	..	..	..	..	..	..	..
52	OTHER METAL FABRICATED PRODUCTS	..	..	..	..	..	..	..	..
53	AGRICULTURAL MACHINERY	..	..	..	..	..	..	..	..
54	OTHER INDUSTRIAL MACHINERY	..	..	..	..	..	..	..	..
55	MOTOR VEHICLES	..	..	..	..	..	..	..	..
56	MOTOR VEHICLE PARTS	..	..	..	..	..	..	..	..
57	OTHER TRANSPORT EQUIPMENT	..	..	..	..	..	..	..	..
58	APPLIANCES & RECEIVERS,HOUSEHOLD	..	..	..	..	..	..	..	..
59	OTHER ELECTRICAL PRODUCTS	..	..	..	..	..	..	..	..
60	CEMENT & CONCRETE PRODUCTS	..	..	..	..	..	..	..	..
61	OTHER NON-METALLIC MINERAL PROD	..	..	..	..	..	..	..	..
62	GASOLINE & FUEL OIL	..	..	..	..	..	15.4	..	..
63	OTHER PETROLEUM & COAL PROD	..	..	..	..	..	0.5	..	..
64	INDUSTRIAL CHEMICALS	..	..	..	..	..	..	..	..
65	FERTILIZERS	..	..	..	..	..	..	..	..
66	PHARMACEUTICALS	..	..	..	..	..	0.1	..	..
67	OTHER CHEMICAL PRODUCTS	..	..	..	..	..	..	..	..
68	SCIENTIFIC EQUIPMENT	..	..	..	..	..	..	..	..
69	OTHER MANUFACTURED PRODUCTS	..	..	..	..	..	9.0	..	..
70	RESIDENTIAL CONSTRUCTION	..	..	..	..	..	..	..	..
71	NON-RESIDENTIAL CONSTRUCTION	..	..	..	..	..	..	753.2	1066.3
72	REPAIR CONSTRUCTION	..	..	..	..	..	36.4	..	..
73	PIPELINE TRANSPORTATION	..	..	..	..	..	4.6	..	..
74	TRANSPORTATION & STORAGE	..	..	1190.7	..	..	18.2	..	..
75	RADIO & TELEVISION BROADCASTING	..	..	..	..	..	83.6	..	..
76	TELEPHONE & TELEGRAPH	..	..	808.8	..	..	20.5	..	..
77	POSTAL SERVICES	..	..	89.9	..	..	13.9	..	..
78	ELECTRIC POWER	..	..	..	..	..	39.0	..	..
79	OTHER UTILITIES	253.2	..	..	..	..	17.6	..	..
80	WHOLESALE MARGINS	..	..	..	..	..	12.6	..	..
81	RETAIL MARGINS	..	..	..	..	..	18.5	..	..
82	IMPUTED RENT OWNER OCPD. DWEL	5731.2	..	..	..	..	..	..	..
83	OTHER FINANCE,INS,REAL ESTATE	2972.3	106.9	436.6	..	..	2641.5	..	..
84	BUSINESS SERVICES	..	..	9.3	..	..	304.8	..	..
85	EDUCATION SERVICES	..	..	..	..	..	344.0	..	..
86	HEALTH SERVICES	..	933.2	..	..	..	0.1	..	..
87	AMUSEMENT & RECREATION SERVICES	..	..	..	..	..	705.8	..	..
88	ACCOMMODATION & FOOD SERVICES	..	..	..	3601.9	..	-43.9	..	..
89	OTHER PERSONAL & MISC SERVICES	135.8	..	76.3	..	..	938.6	..	..
90	TRANSPORTATION MARGINS	..	..	..	..	..	3.1	..	..
91	OPERATING, OFFICE, LAB. & FOOD	..	..	..	..	..	232.7	..	..
92	TRAVEL, ADVERTISING & PROMOTION	..	..	..	..	..	97.3	..	..
93	NON-COMPETING IMPORTS	..	..	..	..	..	..	..	..
94	UNALLOCATED IMPORTS & EXPORTS	..	..	..	..	167.3	..	..	..
95	INDIRECT TAXES	1.2	..	38.4	132.0	..	100.6	..	..
96	SUBSIDIES	..	..	..	..	..	..	..	..
97	WAGES & SALARIES	..	..	..	..	..	1947.7	..	..
98	SUPPLEMENTARY LABOUR INCOME	..	..	..	..	..	106.8	..	..
99	NET INCOME,UNINC BUSINESS	..	..	..	..	..	..	..	..
100	OTHER OPERATING SURPLUS	..	..	..	..	..	152.4	..	..
	TOTAL	9093.8	1061.6	2650.0	3733.9	167.3	7862.2	753.2	1066.3

NOTE: DETAIL MAY NOT ADD DUE TO ROUNDING AND SUPPRESSION OF CONFIDENTIAL COMMODITIES.

TABLE 12. FINAL DEMAND MATRIX (AGGREGATION - M), 1972 (MILLIONS OF 1971 DOLLARS) - CONTINUED

NO.	COMMODITY AGGREGATION - M	CON HOUSING & COMMISSION	CON OTHER BUSINESS	CON GOVERNMENT	M&E MANUFACTURING	M&E MINING QUARRYING OIL WELLS	M&E OTHER BUSINESS	M&E GOVERNMENT	INVENTORIES
1	GRAINS								-37.0
2	LIVE ANIMALS								97.8
3	OTHER AGRICULTURAL PRODUCTS								-60.0
4	FORESTRY PRODUCTS								-74.9
5	FISH LANDINGS								-0.6
6	HUNTING & TRAPPING PRODUCTS								0.8
7	IRON ORES & CONCENTRATES								-1.6
8	OTHER METAL ORES & CONCENTRATES								-9.3
9	COAL								36.8
10	CRUDE MINERAL OILS								14.2
11	NATURAL GAS								0.8
12	NON-METALLIC MINERALS								18.4
13	SERVICES INCIDENTAL TO MINING								
14	MEAT PRODUCTS								15.1
15	DAIRY PRODUCTS								18.4
16	FISH PRODUCTS								-1.7
17	FRUITS & VEGETABLES PREPARATIONS								1.0
18	FEEDS								10.1
19	FLOUR,WHEAT,MEAL & OTHER CEREALS								5.2
20	BREAKFAST CEREAL & BAKERY PROD								2.5
21	SUGAR								3.5
22	MISC. FOOD PRODUCTS								15.7
23	SOFT DRINKS								0.5
24	ALCOHOLIC BEVERAGES								52.4
25	TOBACCO PROCESSED UNMANUFACTURED								-16.7
26	CIGARETTES & TOBACCO MFG.								0.1
27	TIRES & TUBES						0.6		13.1
28	OTHER RUBBER PRODUCTS				0.9	2.8	5.3	2.0	6.7
29	PLASTIC FABRICATED PRODUCTS								-9.6
30	LEATHER & LEATHER PRODUCTS								2.1
31	YARNS & MAN MADE FIBRES								11.9
32	FABRICS								41.3
33	OTHER TEXTILE PRODUCTS				1.4		8.1	0.9	22.7
34	HOSIERY & KNITTED WEAR								23.5
35	CLOTHING & ACCESSORIES								100.6
36	LUMBER & TIMBER								-1.4
37	VENEER & PLYWOOD								0.5
38	OTHER WOOD FABRICATED MATERIALS				7.1		4.3	0.2	-11.2
39	FURNITURE & FIXTURES				40.1	3.0	126.5	39.2	51.5
40	PULP								-16.0
41	NEWSPRINT & OTHER PAPER STOCK								-32.5
42	PAPER PRODUCTS								18.8
43	PRINTING & PUBLISHING								12.5
44	ADVERTISING,PRINT MEDIA								
45	IRON & STEEL PRODUCTS								-17.7
46	ALUMINUM PRODUCTS								-6.0
47	COPPER & COPPER ALLOY PRODUCTS								-43.5
48	NICKEL PRODUCTS								-46.2
49	OTHER NON FERROUS METAL PRODUCTS						-63.1		21.9
50	BOILERS, TANKS & PLATES				42.5	0.4	18.9	2.1	-6.8
51	FABRICATED STRUCTURAL METAL PROD				0.2		1.5	0.7	-66.0
52	OTHER METAL FABRICATED PRODUCTS				41.3	4.6	56.6	16.4	-15.3
53	AGRICULTURAL MACHINERY				0.1		476.5	3.0	-2.1
54	OTHER INDUSTRIAL MACHINERY				914.1	213.3	557.5	53.6	90.8
55	MOTOR VEHICLES	87.3			247.8	54.6	619.8	85.6	257.8
56	MOTOR VEHICLE PARTS				14.9	1.7	31.1	2.1	-37.1
57	OTHER TRANSPORT EQUIPMENT				36.9	40.9	368.2	33.1	23.1
58	APPLIANCES & RECEIVERS,HOUSEHOLD				5.7	0.4	107.8	6.9	50.5
59	OTHER ELECTRICAL PRODUCTS				77.4	12.9	905.3	23.6	99.3
60	CEMENT & CONCRETE PRODUCTS								-10.7
61	OTHER NON-METALLIC MINERAL PROD				16.0		0.7	0.2	5.3
62	GASOLINE & FUEL OIL								-62.4
63	OTHER PETROLEUM & COAL PROD								-14.5
64	INDUSTRIAL CHEMICALS						4.7		-20.3
65	FERTILIZERS								-5.2
66	PHARMACEUTICALS								18.8
67	OTHER CHEMICAL PRODUCTS								8.2
68	SCIENTIFIC EQUIPMENT								13.9
69	OTHER MANUFACTURED PRODUCTS				51.8	8.8	71.9	79.5	27.6
70	RESIDENTIAL CONSTRUCTION	4788.9		22.4			26.7	2.9	
71	NON-RESIDENTIAL CONSTRUCTION		3988.5	3295.7					
72	REPAIR CONSTRUCTION								
73	PIPELINE TRANSPORTATION								
74	TRANSPORTATION & STORAGE								
75	RADIO & TELEVISION BROADCASTING								
76	TELEPHONE & TELEGRAPH								
77	POSTAL SERVICES								
78	ELECTRIC POWER								
79	OTHER UTILITIES								
80	WHOLESALE MARGINS	9.2			334.9	77.4	392.2	45.2	
81	RETAIL MARGINS	11.4			28.2	6.3	121.9	8.1	
82	IMPUTED RENT OWNER OCPD DWEL.								
83	OTHER FINANCE,INS,REAL ESTATE	594.0							
84	BUSINESS SERVICES								
85	EDUCATION SERVICES								
86	HEALTH SERVICES								
87	AMUSEMENT & RECREATION SERVICES								
88	ACCOMMODATION & FOOD SERVICES								
89	OTHER PERSONAL & MISC. SERVICES								
90	TRANSPORTATION MARGINS	1.8			45.6	10.7	83.1	9.4	
91	OPERATING, OFFICE, LAB. & FOOD								
92	TRAVEL, ADVERTISING & PROMOTION								
93	NON-COMPETING IMPORTS								
94	UNALLOCATED IMPORTS & EXPORTS								0.8
95	INDIRECT TAXES	7.5			157.3	21.9	418.4	30.1	
96	SUBSIDIES								
97	WAGES & SALARIES								
98	SUPPLEMENTARY LABOUR INCOME								
99	NET INCOME,UNINC. BUSINESS								
100	OTHER OPERATING SURPLUS								
	TOTAL	5500.0	3988.5	3318.1	2064.0	459.6	4344.6	444.6	242.1

NOTE: DETAIL MAY NOT ADD DUE TO ROUNDING AND SUPPRESSION OF CONFIDENTIAL COMMODITIES.

TABLE 12. FINAL DEMAND MATRIX (AGGREGATION - M), 1972 (MILLIONS OF 1971 DOLLARS) - CONCLUDED

COMMODITY AGGREGATION - M	DOMESTIC EXPORTS	RE-EXPORTS	IMPORTS	GOVT GROSS CURRENT EXPEND.	GOVT SALE OF GOODS & SERVICES	FINAL EXPEND ON GDP
1 FURS	875.0	1.0	-28.2	--	-0.3	470.6
2 LIVE ANIMALS	76.5	0.2	-42.1	--	-5.0	210.3
3 OTHER AGRICULTURAL PRODUCTS	246.3	2.3	-319.5	19.2	-4.3	491.7
4 FORESTRY PRODUCTS	28.8	--	-52.0	--	--	-65.2
5 FISH LANDINGS	48.4	0.3	-32.5	--	-0.2	26.4
6 HUNTING & TRAPPING PRODUCTS	12.4	3.1	-18.0	--	--	-1.8
7 IRON ORES & CONCENTRATES	313.4	--	-19.9	--	--	291.9
8 OTHER METAL, ORES & CONCENTRATES	624.3	0.3	-196.5	--	--	418.9
9 COAL	73.9	--	-244.9	4.2	-20.0	-143.1
10 CRUDE MINERAL OILS	953.1	0.5	-801.8	--	--	166.0
11 NATURAL GAS	158.6	--	-6.8	9.5	--	217.4
12 NON-METALLIC MINERALS	270.0	2.8	-112.5	29.5	-0.3	219.8
13 SERVICES INCIDENTAL TO MINING	--	--	--	--	--	--
14 MEAT PRODUCTS	159.9	3.5	-192.1	0.1	-1.2	1821.9
15 DAIRY PRODUCTS	39.0	0.3	-32.8	--	--	1041.0
16 FISH PRODUCTS	242.8	2.4	-44.4	--	--	279.9
17 FRUITS & VEGETABLES PREPARATIONS	46.7	0.6	-185.2	--	--	518.1
18 FEEDS	56.1	--	-38.5	--	--	105.3
19 FLOUR,WHEAT,MEAL & OTHER CEREALS	46.4	--	-14.7	--	--	70.7
20 BREAKFAST CEREAL & BAKERY PROD.	16.6	--	-17.7	--	--	676.8
21 SUGAR	2.9	--	-0.1	--	--	73.0
22 MISC. FOOD PRODUCTS	62.3	14.1	-223.2	--	--	714.1
23 SOFT DRINKS	1.1	--	-4.0	--	--	312.6
24 ALCOHOLIC BEVERAGES	199.7	0.1	-138.8	--	--	850.9
25 TOBACCO PROCESSED UNMANUFACTURED	53.8	0.1	-4.3	--	--	32.9
26 CIGARETTES & TOBACCO MFG.	3.7	0.1	-9.7	--	--	411.8
27 TIRES & TUBES	22.9	1.7	-126.1	--	--	37.4
28 OTHER RUBBER PRODUCTS	20.8	0.8	-128.9	--	--	-19.4
29 PLASTIC FABRICATED PRODUCTS	30.9	2.4	-149.3	--	--	-62.5
30 LEATHER & LEATHER PRODUCTS	18.2	1.2	-151.6	0.3	--	280.8
31 YARNS & MAN MADE FIBRES	28.1	2.1	-198.5	9.1	--	-115.0
32 FABRICS	42.7	5.6	-490.0	0.4	--	-251.5
33 OTHER TEXTILE PRODUCTS	21.1	1.5	-205.0	24.5	--	309.5
34 HOSIERY & KNITTED WEAR	6.3	1.0	-160.8	0.5	--	485.0
35 CLOTHING & ACCESSORIES	67.1	2.4	-189.1	12.1	-2.9	1310.8
36 LUMBER & TIMBER	921.3	0.2	-54.1	--	-6.9	872.8
37 VENEER & PLYWOOD	75.8	0.6	-76.0	--	--	14.6
38 OTHER WOOD FABRICATED MATERIALS	89.6	1.4	-41.0	--	--	75.6
39 FURNITURE & FIXTURES	42.8	0.8	-91.2	4.7	--	838.0
40 PULP	875.3	--	-18.6	--	--	840.7
41 NEWSPRINT & OTHER PAPER STOCK	1165.4	0.2	-84.6	--	--	1051.8
42 PAPER PRODUCTS	46.3	1.5	-178.0	--	--	149.7
43 PRINTING & PUBLISHING	38.5	7.2	-296.8	91.0	-13.3	333.9
44 ADVERTISING,PRINT MEDIA	--	--	--	--	-0.1	-0.1
45 IRON & STEEL PRODUCTS	252.1	11.3	-489.8	--	--	-244.1
46 ALUMINUM PRODUCTS	381.4	1.2	-105.3	--	--	271.3
47 COPPER & COPPER ALLOY PRODUCTS	436.3	1.3	-55.4	--	--	398.8
48 NICKEL PRODUCTS	657.0	49.7	-67.7	--	--	592.7
49 OTHER NON FERROUS METAL PRODUCTS	321.1	13.5	-138.6	--	-0.6	156.8
50 BOILERS, TANKS & PLATES	35.4	0.8	-33.4	--	--	60.0
51 FABRICATED STRUCTURAL METAL PROD.	64.8	0.9	-94.2	--	--	-91.0
52 OTHER METAL FABRICATED PRODUCTS	204.8	14.9	-672.8	28.8	--	-128.1
53 AGRICULTURAL MACHINERY	203.6	10.0	-483.7	--	--	222.9
54 OTHER INDUSTRIAL MACHINERY	607.6	88.9	-2327.5	23.5	-0.6	288.9
55 MOTOR VEHICLES	2690.7	5.0	-2069.1	18.2	-0.1	4219.8
56 MOTOR VEHICLE PARTS	1571.3	48.9	-2755.2	--	-0.1	-942.4
57 OTHER TRANSPORT EQUIPMENT	588.5	46.1	-475.7	160.7	-32.3	962.2
58 APPLIANCES & RECEIVERS,HOUSEHOLD	62.6	3.4	-592.0	0.1	--	763.3
59 OTHER ELECTRICAL PRODUCTS	415.3	32.6	-963.8	30.6	-2.5	723.0
60 CEMENT & CONCRETE PRODUCTS	43.3	--	-3.2	--	--	33.3
61 OTHER NON-METALLIC MINERAL PROD.	101.2	1.3	-279.1	--	--	-62.3
62 GASOLINE & FUEL OIL	106.7	7.6	-148.6	123.9	-6.0	922.0
63 OTHER PETROLEUM & COAL PROD.	90.9	0.1	-83.2	4.2	-5.6	34.0
64 INDUSTRIAL CHEMICALS	--	11.4	-547.1	17.5	-0.3	-225.7
65 FERTILIZERS	--	--	-18.7	--	--	111.8
66 PHARMACEUTICALS	28.3	7.4	-108.3	86.0	-0.9	346.7
67 OTHER CHEMICAL PRODUCTS	65.0	3.8	-360.9	15.3	--	262.5
68 SCIENTIFIC EQUIPMENT	103.5	25.6	-597.5	83.0	-11.9	76.8
69 OTHER MANUFACTURED PRODUCTS	121.2	15.3	-467.4	3.0	-4.4	340.4
70 RESIDENTIAL CONSTRUCTION	--	--	--	--	--	4811.3
71 NON-RESIDENTIAL CONSTRUCTION	--	--	--	38.9	--	9142.5
72 REPAIR CONSTRUCTION	--	--	--	566.4	--	602.8
73 PIPELINE TRANSPORTATION	300.9	--	-85.3	9.9	--	287.3
74 TRANSPORTATION & STORAGE	440.6	--	-119.9	286.7	-80.9	1735.4
75 RADIO & TELEVISION BROADCASTING	13.4	--	-11.1	--	--	85.9
76 TELEPHONE & TELEGRAPH	19.5	--	-22.1	152.1	-0.2	978.5
77 POSTAL SERVICES	5.2	--	-3.5	49.0	--	154.6
78 ELECTRIC POWER	68.3	--	-6.3	199.3	-2.4	1076.1
79 OTHER UTILITIES	--	--	--	58.8	-243.0	303.6
80 WHOLESALE MARGINS	677.3	--	-120.1	83.8	--	3663.6
81 RETAIL MARGINS	--	--	--	47.6	--	6862.9
82 IMPUTED RENT OWNER OCPD, DWEL.	--	--	--	--	--	5731.2
83 OTHER FINANCE,INS,REAL ESTATE	88.4	--	-335.1	329.7	-253.6	6590.7
84 BUSINESS SERVICES	217.2	--	-544.0	535.7	-47.0	476.1
85 EDUCATION SERVICES	--	--	--	252.1	-311.6	284.5
86 HEALTH SERVICES	--	--	--	1354.1	-291.5	1995.9
87 AMUSEMENT & RECREATION SERVICES	--	--	--	16.6	-125.8	596.6
88 ACCOMMODATION & FOOD SERVICES	--	--	--	12.5	-31.9	3538.5
89 OTHER PERSONAL & MISC. SERVICES	47.1	--	-60.6	324.6	-330.2	1906.4
90 TRANSPORTATION MARGINS	928.7	2.6	--	34.7	--	1774.7
91 OPERATING, OFFICE, LAB & FOOD	--	--	--	1403.9	--	1636.6
92 TRAVEL, ADVERTISING & PROMOTION	--	--	--	341.3	--	438.6
93 NON-COMPETING IMPORTS	--	--	-410.1	--	--	-295.3
94 UNALLOCATED IMPORTS & EXPORTS	1645.7	--	-2080.4	--	--	-267.3
95 INDIRECT TAXES	4.5	--	1130.3	94.8	--	7058.5
96 SUBSIDIES	--	--	--	--	--	--
97 WAGES & SALARIES	--	--	--	11316.4	--	13264.1
98 SUPPLEMENTARY LABOUR INCOME	--	--	--	1003.2	--	1110.0
99 NET INCOME,UNINC. BUSINESS	--	--	--	--	--	--
100 OTHER OPERATING SURPLUS	--	--	--	1430.0	--	1582.3
<b>TOTAL</b>	<b>22170.2</b>	<b>466.4</b>	<b>-22026.0</b>	<b>20732.6</b>	<b>-1838.0</b>	<b>101514.0</b>

NOTE: DETAIL MAY NOT ADD DUE TO ROUNDING AND SUPPRESSION OF CONFIDENTIAL COMMODITIES.

TABLE 13. MAKE (OUTPUT) MATRIX (AGGREGATION - S), 1973 (MILLIONS OF 1971 DOLLARS)

NO.	COMMODITY AGGREGATION - S	AGRICUL- TURE	FOREST- RY	FISHING, HUNTING & TRAPPING	MINES QUARRIES & OIL WELLS	MANUFAC- TURING	CONSTRU- TION
1	GRAINS	1069.3	--	--	--	0.5	--
2	OTHER AGRICULTURAL PRODUCTS	3878.8	10.5	--	--	10.0	--
3	FORESTRY PRODUCTS	47.0	1674.8	--	--	47.8	--
4	FISHING & TRAPPING PRODUCTS	--	--	212.8	--	--	--
5	METALLIC ORES & CONCENTRATES	--	--	--	2619.3	96.7	--
6	MINERAL FUELS	--	--	--	2506.0	6.8	--
7	NON-METALLIC MINERALS	--	--	--	539.5	30.4	--
8	SERVICES INCIDENTAL TO MINING	--	--	--	586.9	--	--
9	MEAT,FISH & DAIRY PRODUCTS	75.5	--	1.8	--	4457.9	--
10	FRUIT,VEG,FEED,MISC,FOOD PROD	14.5	--	--	--	3778.1	--
11	BEVERAGES	--	--	--	--	1415.8	--
12	TOBACCO & TOBACCO PRODUCTS	--	--	--	--	563.0	--
13	RUBBER,LEATHER,PLASTIC FAB,PRO	--	--	--	--	1726.2	--
14	TEXTILE PRODUCTS	--	--	--	--	1962.3	--
15	KNITTED PRODUCTS & CLOTHING	--	--	--	--	2099.7	--
16	LUMBER,SAWMILL,OTHER WOOD PROD	--	7.4	--	--	2759.8	--
17	FURNITURE & FIXTURES	--	--	--	--	1011.4	--
18	PAPER & PAPER PRODUCTS	--	--	--	--	4709.7	--
19	PRINTING & PUBLISHING	--	--	--	--	1942.9	--
20	PRIMARY METAL PRODUCTS	--	--	--	0.9	5635.3	--
21	METAL FABRICATED PRODUCTS	--	--	--	--	4007.4	--
22	MACHINERY & EQUIPMENT	--	0.1	--	17.8	2401.4	--
23	AUTOS,TRUCKS,OTHER TRANSP. EQP	--	--	--	--	8990.3	--
24	ELEC. & COMMUNICATIONS PROD.	--	--	--	--	3686.9	--
25	NON-METALLIC MINERAL PRODUCTS	--	--	--	7.2	1779.0	--
26	PETROLEUM & COAL PRODUCTS	--	--	--	89.8	2692.4	--
27	CHEMICALS,CHEMICAL PROD	--	--	--	165.9	3374.7	--
28	MISC. MANUFACTURED PRODUCTS	--	--	--	--	1289.5	--
29	RESIDENTIAL CONSTRUCTION	--	--	--	--	--	5176.6
30	NON-RESIDENTIAL CONSTRUCTION	--	--	--	--	--	9589.1
31	REPAIR CONSTRUCTION	--	--	--	--	--	2993.7
32	TRANSPORTATION & STORAGE	--	2.2	--	--	2.8	--
33	COMMUNICATION SERVICES	--	--	--	--	--	--
34	OTHER UTILITIES	--	0.1	--	1.2	27.4	--
35	WHOLESALE MARGINS	--	4.5	--	4.2	1702.5	--
36	RETAIL MARGINS	--	--	--	--	--	--
37	IMPUTED RENT OWNER OCPD. DWEL	--	--	--	--	--	--
38	OTHER FINANCE,INS,REAL ESTATE	6.2	2.0	--	52.1	99.8	111.0
39	BUSINESS SERVICES	--	--	--	--	61.9	--
40	PERSONAL & OTHER MISC. SERVICE	--	32.3	3.5	22.6	299.7	106.5
41	TRANSPORTATION MARGINS	--	--	--	--	--	--
42	OPERATING,OFFICE,LAB & FOOD	--	--	--	--	--	--
43	TRAVEL, ADVERTISING, PROMOTION	--	--	--	--	--	--
	TOTAL	5091.3	1733.9	218.1	6613.1	62669.9	17977.0

NOTE: DETAIL MAY NOT ADD DUE TO ROUNDING.

TABLE 13. MAKE (OUTPUT) MATRIX (AGGREGATION - S), 1973 (MILLIONS OF 1971 DOLLARS) - CONTINUED

NO.	COMMODITY AGGREGATION - S	TRANS. & STORAGE	COMMUNI- CATION	ELEC POWER GAS,OTHER UTILITIES	WHOLESALE TRADE	RETAIL TRADE	FINANCE, INS. & REAL EST.
1	GRAINS	--	--	--	--	--	--
2	OTHER AGRICULTURAL PRODUCTS	--	--	--	--	3.8	--
3	FORESTRY PRODUCTS	--	--	2.6	1.0	--	--
4	FISHING & TRAPPING PRODUCTS	--	--	--	--	--	--
5	METALLIC ORES & CONCENTRATES	--	--	--	--	--	--
6	MINERAL FUELS	--	--	--	--	--	--
7	NON-METALLIC MINERALS	--	--	--	2.5	--	--
8	SERVICES INCIDENTAL TO MINING	--	--	--	--	--	--
9	MEAT,FISH & DAIRY PRODUCTS	--	--	--	2.3	201.3	--
10	FRUIT,VEG,FEED,MISC,FOOD PROD	--	--	--	21.4	3.1	--
11	BEVERAGES	--	--	--	--	--	--
12	TOBACCO & TOBACCO PRODUCTS	--	--	--	0.2	--	--
13	RUBBER,LEATHER,PLASTIC FAB,PRO	--	--	--	4.5	--	--
14	TEXTILE PRODUCTS	--	--	--	4.6	2.4	--
15	KNITTED PRODUCTS & CLOTHING	--	--	--	3.3	0.4	--
16	LUMBER,SAWMILL,OTHER WOOD PROD	--	--	--	16.7	--	--
17	FURNITURE & FIXTURES	--	--	--	1.0	--	--
18	PAPER & PAPER PRODUCTS	--	--	--	11.0	--	--
19	PRINTING & PUBLISHING	--	--	--	2.0	--	--
20	PRIMARY METAL PRODUCTS	--	--	--	3.6	--	--
21	METAL FABRICATED PRODUCTS	--	--	--	9.4	--	--
22	MACHINERY & EQUIPMENT	--	--	--	21.8	--	--
23	AUTOS,TRUCKS,OTHER TRANSP. EQP	74.3	--	--	6.0	--	--
24	ELEC. & COMMUNICATIONS PROD.	--	146.6	--	22.8	--	--
25	NON-METALLIC MINERAL PRODUCTS	--	--	--	2.9	--	--
26	PETROLEUM & COAL PRODUCTS	1.6	--	0.2	--	--	--
27	CHEMICALS,CHEMICAL PROD	--	--	--	9.3	--	--
28	MISC. MANUFACTURED PRODUCTS	--	--	--	22.7	--	--
29	RESIDENTIAL CONSTRUCTION	--	--	--	--	--	--
30	NON-RESIDENTIAL CONSTRUCTION	--	--	--	--	--	--
31	REPAIR CONSTRUCTION	--	--	--	--	--	--
32	TRANSPORTATION & STORAGE	8897.3	--	14.1	--	8.0	1.2
33	COMMUNICATION SERVICES	--	3137.6	--	--	--	--
34	OTHER UTILITIES	0.5	--	2882.2	--	--	0.2
35	WHOLESALE MARGINS	0.3	--	--	5999.1	--	--
36	RETAIL MARGINS	12.6	--	27.2	--	7866.6	--
37	IMPUTED RENT OWNER OCPD. DWEL	--	--	--	--	--	5961.2
38	OTHER FINANCE,INS,REAL ESTATE	34.7	1.8	6.2	46.3	65.5	11839.0
39	BUSINESS SERVICES	16.3	25.3	0.7	13.2	1.5	11.7
40	PERSONAL & OTHER MISC. SERVICE	103.1	17.5	42.1	625.5	1516.8	201.8
41	TRANSPORTATION MARGINS	--	--	--	--	--	--
42	OPERATING,OFFICE,LAB & FOOD	--	--	--	--	--	--
43	TRAVEL, ADVERTISING, PROMOTION	--	--	--	--	--	--
	TOTAL	9140.7	3328.7	2975.3	6853.1	9669.7	18015.1

NOTE: DETAIL MAY NOT ADD DUE TO ROUNDING.

TABLE 13. MAKE (OUTPUT) MATRIX (AGGREGATION - S), 1973 (MILLIONS OF 1971 DOLLARS) - CONCLUDED

NO.	COMMODITY AGGREGATION - S	BUSINESS & PERSONAL SERVICES	TRANS. MARGINS	OPERATING OFFICE SUPPLIES	TRAVEL, PROMOTION, ADVTG.	TOTAL INDUSTRIES
1	GRAINS	--	--	--	--	1069.8
2	OTHER AGRICULTURAL PRODUCTS	--	--	--	--	3903.1
3	FORESTRY PRODUCTS	--	--	--	--	1773.2
4	FISHING & TRAPPING PRODUCTS	--	--	--	--	212.8
5	METALLIC ORES & CONCENTRATES	--	--	--	--	2716.0
6	MINERALS FUELS	--	--	--	--	2512.8
7	NON-METALLIC MINERALS	--	--	--	--	572.3
8	SERVICES INCIDENTAL TO MINING	--	--	--	--	586.9
9	MEAT,FISH & DAIRY PRODUCTS	--	--	--	--	4738.8
10	FRUIT,VEG.,FEED,MISC.FOOD PROD	--	--	--	--	3817.1
11	BEVERAGES	--	--	--	--	1415.8
12	TOBACCO & TOBACCO PRODUCTS	--	--	--	--	563.2
13	RUBBER,LEATHER,PLASTIC FAB.PRO	--	--	--	--	1730.7
14	TEXTILE PRODUCTS	--	--	--	--	1969.3
15	KNITTED PRODUCTS & CLOTHING	--	--	--	--	2103.5
16	LUMBER,SAWMILL,OTHER WOOD PROD	--	--	--	--	2783.9
17	FURNITURE & FIXTURES	--	--	--	--	1012.4
18	PAPER & PAPER PRODUCTS	--	--	--	--	4720.6
19	PRINTING & PUBLISHING	--	--	--	--	1945.0
20	PRIMARY METAL PRODUCTS	--	--	--	--	5639.8
21	METAL FABRICATED PRODUCTS	--	--	--	--	4016.8
22	MACHINERY & EQUIPMENT	--	--	--	--	2441.0
23	AUTOS,TRUCKS,OTHER TRANSP. EQP	--	--	--	--	9070.5
24	ELEC. & COMMUNICATIONS PROD	--	--	--	--	3856.2
25	NON-METALLIC MINERAL PRODUCTS	--	--	--	--	1789.1
26	PETROLEUM & COAL PRODUCTS	--	--	--	--	2784.0
27	CHEMICALS,CHEMICAL PROD	--	--	--	--	3550.0
28	MISC. MANUFACTURED PRODUCTS	--	--	--	--	1312.2
29	RESIDENTIAL CONSTRUCTION	--	--	--	--	5176.6
30	NON-RESIDENTIAL CONSTRUCTION	--	--	--	--	9589.1
31	REPAIR CONSTRUCTION	--	--	--	--	2993.7
32	TRANSPORTATION & STORAGE	--	--	--	--	8925.7
33	COMMUNICATION SERVICES	--	--	--	--	3137.6
34	OTHER UTILITIES	8.5	--	--	--	2920.0
35	WHOLESALE MARGINS	48.9	--	--	--	7759.4
36	RETAIL MARGINS	60.8	--	--	--	7967.2
37	IMPUTED RENT OWNER OCPD. DWEL	--	--	--	--	5961.2
38	OTHER FINANCE,INS.,REAL ESTATE	85.2	--	--	--	12349.8
39	BUSINESS SERVICES	3415.4	--	--	--	3545.9
40	PERSONAL & OTHER MISC. SERVICE	9395.1	--	--	--	12366.5
41	TRANSPORTATION MARGINS	--	3818.4	--	--	3818.4
42	OPERATING,OFFICE,LAB & FOOD	--	--	7526.2	--	7526.2
43	TRAVEL, ADVERTISING, PROMOTION	--	--	--	3548.1	3548.1
	TOTAL	13013.8	3818.4	7526.2	3548.1	172192.4

NOTE: DETAIL MAY NOT ADD DUE TO ROUNDING.

TABLE 14. USE (INPUT) MATRIX (AGGREGATION - S), 1973 (MILLIONS OF 1971 DOLLARS)

NO.	COMMODITY AGGREGATION - S	AGRICULTURE	FORESTRY	FISHING, HUNTING & TRAPPING	MINES QUARRIES & OIL WELLS	MANUFACTURING	CONSTRUCTION
1	GRAINS	25.4	--	--	--	365.8	--
2	OTHER AGRICULTURAL PRODUCTS	256.9	--	--	--	2441.1	9.4
3	FORESTRY PRODUCTS	0.4	221.1	--	--	1490.1	8.6
4	FISHING & TRAPPING PRODUCTS	--	--	1.8	--	193.6	--
5	METALLIC ORES & CONCENTRATES	--	--	--	8.7	1641.2	--
6	MINERALS FUELS	3.1	--	--	8.2	1970.9	2.6
7	NON-METALLIC MINERALS	5.2	--	0.4	21.0	219.9	82.3
8	SERVICES INCIDENTAL TO MINING	--	--	--	222.9	--	364.0
9	MEAT,FISH & DAIRY PRODUCTS	2.7	--	--	--	835.5	--
10	FRUIT,VEG.,FEED,MISC.FOOD PROD	519.0	--	--	--	837.9	--
11	BEVERAGES	--	--	--	--	88.0	--
12	TOBACCO & TOBACCO PRODUCTS	--	--	--	--	134.4	--
13	RUBBER,LEATHER,PLASTIC FAB.PRO	14.1	--	--	4.9	765.8	208.8
14	TEXTILE PRODUCTS	10.6	3.3	6.4	0.8	1766.0	98.5
15	KNITTED PRODUCTS & CLOTHING	--	--	--	--	176.7	--
16	LUMBER,SAWMILL,OTHER WOOD PROD	2.5	--	1.5	1.2	713.0	815.9
17	FURNITURE & FIXTURES	--	--	--	--	51.7	15.7
18	PAPER & PAPER PRODUCTS	2.9	--	--	6.9	1759.1	112.0
19	PRINTING & PUBLISHING	--	--	--	0.2	211.7	--
20	PRIMARY METAL PRODUCTS	--	--	--	59.5	3705.8	529.4
21	METAL FABRICATED PRODUCTS	28.9	12.7	0.9	7.4	1796.4	1697.0
22	MACHINERY & EQUIPMENT	53.7	8.7	2.8	63.9	633.3	185.3
23	AUTOS,TRUCKS,OTHER TRANSP. EQP	1.2	3.4	13.8	6.3	3416.9	24.7
24	ELEC. & COMMUNICATIONS PROD	--	--	--	6.1	962.8	707.7
25	NON-METALLIC MINERAL PRODUCTS	0.8	0.2	0.3	13.2	669.7	1059.5
26	PETROLEUM & COAL PRODUCTS	194.5	37.6	10.3	67.9	449.9	176.9
27	CHEMICALS,CHEMICAL PROD	238.7	2.2	0.4	85.3	2041.9	152.3
28	MISC. MANUFACTURED PRODUCTS	--	--	2.8	--	412.5	110.4
29	RESIDENTIAL CONSTRUCTION	--	--	--	--	--	--
30	NON-RESIDENTIAL CONSTRUCTION	--	--	--	--	--	--
31	REPAIR CONSTRUCTION	112.0	23.3	0.3	165.4	236.4	11.1
32	TRANSPORTATION & STORAGE	19.2	182.2	1.8	67.2	434.7	155.9
33	COMMUNICATION SERVICES	31.0	3.4	0.4	16.1	292.7	33.3
34	OTHER UTILITIES	81.4	1.2	0.2	138.0	668.6	10.3
35	WHOLESALE MARGINS	145.7	13.3	5.2	62.3	1342.5	761.2
36	RETAIL MARGINS	40.0	1.4	1.2	3.4	12.0	88.3
37	IMPUTED RENT OWNER OCPD. DWEL	--	--	--	--	--	--
38	OTHER FINANCE,INS.,REAL ESTATE	208.2	119.5	3.5	581.7	874.6	238.6
39	BUSINESS SERVICES	11.7	5.4	0.4	202.9	714.7	708.4
40	PERSONAL & OTHER MISC. SERVICE	12.6	62.8	3.5	36.3	272.8	232.8
41	TRANSPORTATION MARGINS	69.8	4.1	2.1	29.0	1205.5	318.4
42	OPERATING,OFFICE,LAB & FOOD	241.7	217.0	2.4	522.9	1910.0	371.3
43	TRAVEL, ADVERTISING, PROMOTION	0.3	4.4	--	42.3	1342.0	89.3
44	NON-COMPETING IMPORTS	--	--	--	--	266.1	--
45	UNALLOCATED IMPORTS & EXPORTS	--	--	--	--	--	--
46	NET INDIRECT TAXES	86.3	51.7	4.8	181.3	569.6	978.5
	GDP AT FACTOR COST	2670.8	754.9	144.7	3979.7	22775.9	7558.7
	TOTAL	5091.3	1733.9	218.1	6613.1	62669.9	17977.0

NOTE: DETAIL MAY NOT ADD DUE TO ROUNDING.

TABLE 14. USE (INPUT) MATRIX (AGGREGATION - S), 1973 (MILLIONS OF 1971 DOLLARS) - CONTINUED

NO.	COMMODITY AGGREGATION - S	TRANS. & STORAGE	COMMUNICATION	ELEC POWER GAS.OTHER UTILITIES	WHOLESALE TRADE	RETAIL TRADE	FINANCE, INS. & REAL EST.
1	GRAINS	--	--	--	4.4	--	--
2	OTHER AGRICULTURAL PRODUCTS	2.3	--	--	1.2	187.2	--
3	FORESTRY PRODUCTS	--	--	--	4.0	--	--
4	FISHING & TRAPPING PRODUCTS	--	--	--	--	--	--
5	METALLIC ORES & CONCENTRATES	--	--	8.0	0.2	--	--
6	MINERALS FUELS	19.1	0.1	121.4	2.8	8.0	5.4
7	NON-METALLIC MINERALS	3.0	--	--	0.2	--	--
8	SERVICES INCIDENTAL TO MINING	--	--	--	--	--	--
9	MEAT,FISH & DAIRY PRODUCTS	--	--	--	1.0	1.8	--
10	FRUIT,VEG,FEED,MISC.FOOD PROD.	0.3	--	--	9.4	--	--
11	BEVERAGES	--	--	--	--	--	--
12	TOBACCO & TOBACCO PRODUCTS	--	--	--	0.1	--	--
13	RUBBER,LEATHER,PLASTIC FAB.PRO	63.1	--	--	21.9	19.8	--
14	TEXTILE PRODUCTS	6.8	2.4	--	7.8	2.0	--
15	KNITTED PRODUCTS & CLOTHING	--	--	--	--	11.7	--
16	LUMBER,SAWMILL,OTHER WOOD PROD	--	--	--	16.2	4.2	--
17	FURNITURE & FIXTURES	--	--	--	--	--	--
18	PAPER & PAPER PRODUCTS	4.3	--	--	64.7	147.3	--
19	PRINTING & PUBLISHING	4.5	14.9	1.2	10.9	9.0	27.0
20	PRIMARY METAL PRODUCTS	7.1	--	--	7.0	--	--
21	METAL FABRICATED PRODUCTS	4.6	--	--	31.5	14.1	--
22	MACHINERY & EQUIPMENT	1.4	--	--	5.3	--	--
23	AUTOS,TRUCKS,OTHER TRANSP. EQP.	264.5	--	--	1.1	--	--
24	ELEC. & COMMUNICATIONS PROD.	17.9	73.9	--	7.3	--	--
25	NON-METALLIC MINERAL PRODUCTS	2.6	--	--	3.6	1.8	--
26	PETROLEUM & COAL PRODUCTS	324.8	6.7	34.4	66.6	56.6	23.5
27	CHEMICALS,CHEMICAL PROD.	8.4	1.7	--	11.0	9.7	--
28	MISC. MANUFACTURED PRODUCTS	5.9	10.0	--	5.2	5.5	--
29	RESIDENTIAL CONSTRUCTION	--	--	--	--	--	--
30	NON-RESIDENTIAL CONSTRUCTION	--	--	--	--	--	--
31	REPAIR CONSTRUCTION	236.8	66.0	124.1	7.4	44.2	1331.4
32	TRANSPORTATION & STORAGE	1028.2	78.0	25.6	175.7	112.0	11.9
33	COMMUNICATION SERVICES	120.2	100.5	10.8	167.9	229.4	274.3
34	OTHER UTILITIES	52.6	11.4	27.7	50.3	205.7	87.2
35	WHOLESALE MARGINS	143.4	9.9	6.2	121.3	33.2	7.4
36	RETAIL MARGINS	10.4	25.2	0.4	6.1	9.5	4.7
37	IMPUTED RENT OWNER OCPD. DWEL.	--	--	--	--	--	--
38	OTHER FINANCE,INS,REAL ESTATE	218.8	42.5	61.4	353.3	699.2	1335.6
39	BUSINESS SERVICES	77.9	51.7	22.0	143.2	112.4	335.2
40	PERSONAL & OTHER MISC. SERVICE	295.4	76.2	18.8	59.3	60.8	91.9
41	TRANSPORTATION MARGINS	34.2	2.5	7.3	15.2	14.7	2.3
42	OPERATING,OFFICE,LAB & FOOD	460.9	94.2	30.5	230.0	278.7	581.9
43	TRAVEL, ADVERTISING, PROMOTION	100.2	46.3	13.9	375.9	364.5	327.7
44	NON-COMPETING IMPORTS	--	--	--	--	2.3	--
45	UNALLOCATED IMPORTS & EXPORTS	--	--	--	--	--	--
46	NET INDIRECT TAXES	376.6	-100.3	51.0	72.2	283.8	2906.7
	GDP AT FACTOR COST	5244.6	2714.9	2410.4	4792.0	6740.3	10661.1
	TOTAL	9140.7	3328.7	2975.3	6853.1	9669.7	18015.1

NOTE: DETAIL MAY NOT ADD DUE TO ROUNDING.

TABLE 14. USE (INPUT) MATRIX (AGGREGATION - S), 1973 (MILLIONS OF 1971 DOLLARS) - CONCLUDED

NO.	COMMODITY AGGREGATION - S	BUSINESS & PERSONAL SERVICES	TRANS. MARGINS	OPERATING OFFICE SUPPLIES	TRAVEL, PROMOTION, ADVTG.	TOTAL INDUSTRIES
1	GRAINS	--	--	--	--	395.7
2	OTHER AGRICULTURAL PRODUCTS	69.7	--	38.0	--	3005.8
3	FORESTRY PRODUCTS	--	--	--	--	1724.1
4	FISHING & TRAPPING PRODUCTS	6.4	--	1.6	--	203.5
5	METALLIC ORES & CONCENTRATES	0.4	--	--	--	1658.5
6	MINERALS FUELS	5.3	--	--	--	2147.0
7	NON-METALLIC MINERALS	0.7	--	0.2	--	332.8
8	SERVICES INCIDENTAL TO MINING	--	--	--	--	586.9
9	MEAT,FISH & DAIRY PRODUCTS	524.1	--	147.4	--	1512.5
10	FRUIT,VEG,FEED,MISC.FOOD PROD.	180.0	--	87.7	--	1634.3
11	BEVERAGES	19.5	--	12.5	28.0	148.0
12	TOBACCO & TOBACCO PRODUCTS	--	--	--	--	134.5
13	RUBBER,LEATHER,PLASTIC FAB.PRO	10.2	--	356.1	3.1	1467.7
14	TEXTILE PRODUCTS	65.9	--	36.9	--	2007.4
15	KNITTED PRODUCTS & CLOTHING	3.3	--	24.6	--	216.3
16	LUMBER,SAWMILL,OTHER WOOD PROD	19.3	--	4.6	--	1578.4
17	FURNITURE & FIXTURES	1.7	--	--	--	69.0
18	PAPER & PAPER PRODUCTS	68.3	--	307.8	1.9	2475.2
19	PRINTING & PUBLISHING	10.4	--	432.8	845.6	1568.2
20	PRIMARY METAL PRODUCTS	3.4	--	22.1	--	4334.4
21	METAL FABRICATED PRODUCTS	7.2	--	493.6	--	4094.2
22	MACHINERY & EQUIPMENT	0.1	--	1011.2	--	1965.8
23	AUTOS,TRUCKS,OTHER TRANSP. EQP.	--	--	406.7	30.1	4168.6
24	ELEC. & COMMUNICATIONS PROD.	0.9	--	322.7	4.2	2109.7
25	NON-METALLIC MINERAL PRODUCTS	8.7	--	40.0	--	1800.3
26	PETROLEUM & COAL PRODUCTS	65.9	--	7.0	64.3	1586.8
27	CHEMICALS,CHEMICAL PROD.	84.2	--	336.7	2.3	2974.7
28	MISC. MANUFACTURED PRODUCTS	100.2	--	236.6	53.4	942.5
29	RESIDENTIAL CONSTRUCTION	--	--	--	--	--
30	NON-RESIDENTIAL CONSTRUCTION	--	--	--	--	--
31	REPAIR CONSTRUCTION	24.7	--	--	--	2383.2
32	TRANSPORTATION & STORAGE	39.7	3818.4	--	587.8	6738.2
33	COMMUNICATION SERVICES	214.5	--	--	327.2	1821.6
34	OTHER UTILITIES	91.7	--	--	--	1426.3
35	WHOLESALE MARGINS	103.6	--	858.9	50.9	3664.9
36	RETAIL MARGINS	60.7	--	269.8	42.9	575.9
37	IMPUTED RENT OWNER OCPD. DWEL.	--	--	--	--	--
38	OTHER FINANCE,INS,REAL ESTATE	646.4	--	--	--	5383.2
39	BUSINESS SERVICES	278.2	--	--	332.0	2996.2
40	PERSONAL & OTHER MISC. SERVICE	293.7	--	1143.4	770.3	3490.7
41	TRANSPORTATION MARGINS	42.5	--	173.4	15.3	1936.5
42	OPERATING,OFFICE,LAB & FOOD	843.7	--	--	--	5785.3
43	TRAVEL, ADVERTISING, PROMOTION	338.6	--	--	--	3045.4
44	NON-COMPETING IMPORTS	7.7	--	3.5	--	279.6
45	UNALLOCATED IMPORTS & EXPORTS	--	--	145.7	161.3	307.0
46	NET INDIRECT TAXES	255.0	--	605.1	227.5	6549.9
	GDP AT FACTOR COST	8517.3	--	--	--	78965.6
	TOTAL	13013.8	3818.4	7526.2	3548.1	172192.4

NOTE: DETAIL MAY NOT ADD DUE TO ROUNDING.

TABLE 15. FINAL DEMAND MATRIX (AGGREGATION - S), 1973 (MILLIONS OF 1971 DOLLARS)

NO.	COMMODITY AGGREGATION - S	CONS. EXP DURABLE	CONS. EXP. SEMI DURABLE	CONS. EXP. NON DURABLE	CONS. EXP SERVICES	CONS- TRUCTION, BUSINESS	CONS- TRUCTION, GOVERNMENT	MACHINERY, EQUIPMENT BUSINESS	MACHINERY, EQUIPMENT GOVERNMENT
1	GRAINS	--	--	--	--	--	--	--	--
2	OTHER AGRICULTURAL PRODUCTS	--	10.0	736.6	20.9	--	--	--	--
3	FORESTRY PRODUCTS	--	--	36.4	--	--	--	--	--
4	FISHING & TRAPPING PRODUCTS	--	--	10.4	--	--	--	--	--
5	METALLIC ORES & CONCENTRATES	--	--	--	--	--	--	--	--
6	MINERALS FUELS	--	--	53.0	5.1	--	--	--	--
7	NON-METALLIC MINERALS	--	1.4	8.6	--	--	--	--	--
8	SERVICES INCIDENTAL TO MINING	--	--	--	--	--	--	--	--
9	MEAT,FISH & DAIRY PRODUCTS	--	--	2980.3	--	--	--	--	--
10	FRUIT,VEG.FEED,MISC.FOOD PROD.	--	--	2442.4	--	--	--	--	--
11	BEVERAGES	--	--	1148.8	--	--	--	--	--
12	TOBACCO & TOBACCO PRODUCTS	--	--	434.9	--	--	--	--	--
13	RUBBER,LEATHER,PLASTIC FAB.PRO.	146.1	534.1	33.0	--	--	--	10.6	2.4
14	TEXTILE PRODUCTS	273.3	372.0	52.2	6.5	--	--	11.5	1.0
15	KNITTED PRODUCTS & CLOTHING	--	2111.6	--	--	--	--	--	--
16	LUMBER,SAWMILL,OTHER WOOD PROD.	20.9	38.2	0.4	--	--	--	12.0	0.2
17	FURNITURE & FIXTURES	705.3	--	28.0	--	--	--	176.4	61.8
18	PAPER & PAPER PRODUCTS	--	22.0	265.2	--	--	--	--	--
19	PRINTING & PUBLISHING	--	523.4	--	29.9	--	--	--	--
20	PRIMARY METAL PRODUCTS	--	2.2	--	--	--	--	-67.4	--
21	METAL FABRICATED PRODUCTS	37.9	180.5	13.7	--	--	--	178.5	22.3
22	MACHINERY & EQUIPMENT	69.4	30.3	--	--	--	--	2520.7	68.2
23	AUTOS,TRUCKS,OTHER TRANSP. EQP	3109.9	--	--	--	156.9	--	2000.0	133.2
24	ELEC. & COMMUNICATIONS PROD.	1299.9	--	90.3	--	--	--	1277.7	32.1
25	NON-METALLIC MINERAL PRODUCTS	--	125.4	--	--	--	--	17.4	0.2
26	PETROLEUM & COAL PRODUCTS	--	0.4	957.4	15.9	--	--	--	--
27	CHEMICALS,CHEMICAL PROD.	25.5	54.7	847.3	0.1	--	--	9.0	--
28	MISC. MANUFACTURED PRODUCTS	612.8	278.5	76.2	9.3	--	--	160.4	86.4
29	RESIDENTIAL CONSTRUCTION	--	--	--	--	5157.1	19.5	--	--
30	NON-RESIDENTIAL CONSTRUCTION	--	--	--	--	6337.3	3207.9	--	--
31	REPAIR CONSTRUCTION	--	--	--	33.8	--	--	--	--
32	TRANSPORTATION & STORAGE	--	--	37.7	1321.5	--	--	--	--
33	COMMUNICATION SERVICES	--	--	--	1118.2	--	--	--	--
34	OTHER UTILITIES	--	--	1055.8	338.0	--	--	--	--
35	WHOLESALE MARGINS	781.3	369.6	1205.3	12.2	16.3	--	947.2	93.1
36	RETAIL MARGINS	1948.9	2185.4	2959.4	18.5	20.6	--	197.5	9.7
37	IMPUTED RENT OWNER OCPD DWEL.	--	--	--	5961.2	--	--	--	--
38	OTHER FINANCE,INS.,REAL ESTATE	--	--	--	6511.2	667.4	--	--	--
39	BUSINESS SERVICES	--	--	--	351.5	--	--	--	--
40	PERSONAL & OTHER MISC. SERVICE	790.2	62.8	--	7081.8	--	--	--	--
41	TRANSPORTATION MARGINS	156.6	161.7	368.3	3.0	1.8	--	148.8	11.2
42	OPERATING,OFFICE,LAB & FOOD	--	--	--	245.4	--	--	--	--
43	TRAVEL, ADVERTISING, PROMOTION	--	--	--	109.3	--	--	--	--
44	NON-COMPETING IMPORTS	--	--	108.9	--	--	--	--	--
45	UNALLOCATED IMPORTS & EXPORTS	--	--	--	232.5	--	--	--	--
46	NET INDIRECT TAXES	1239.8	776.4	3380.7	296.2	13.4	--	741.4	35.1
47	LABOUR INCOME	--	--	--	2113.9	--	--	--	--
48	NET INCOME UNINC. BUSINESS	--	--	--	--	--	--	--	--
49	OTHER OPERATING SURPLUS	--	--	--	160.7	--	--	--	--
	TOTAL	11217.8	7958.9	19233.1	25996.5	12370.8	3227.4	8351.7	516.9

NOTE: DETAIL MAY NOT ADD DUE TO ROUNDING.

TABLE 15. FINAL DEMAND MATRIX (AGGREGATION - S), 1973 (MILLIONS OF 1971 DOLLARS) - CONCLUDED

NO.	COMMODITY AGGREGATION - S	INVEN- TORIES	DOMESTIC EXPORTS	RE-EXPORTS	IMPORTS	GOVT. CROSS CURRENT EXPEND.	GOVT. SALE OF GOOD & SERVICES	FINAL EXPEND ON GDP
1	GRAINS	-39.8	773.8	--	-59.4	--	-0.6	674.1
2	OTHER AGRICULTURAL PRODUCTS	199.7	331.0	3.0	-421.5	25.3	-7.7	897.3
3	FORESTRY PRODUCTS	35.5	26.0	0.1	-49.0	--	--	49.1
4	FISHING & TRAPPING PRODUCTS	0.1	57.8	1.9	-60.6	--	-0.3	9.3
5	METALLIC ORES & CONCENTRATES	144.2	1177.7	0.8	-265.1	--	--	1037.5
6	MINERALS FUELS	41.0	1441.7	7.2	-1177.9	14.2	-18.6	365.8
7	NON-METALLIC MINERALS	-15.2	334.4	3.6	-117.7	24.6	-0.2	239.6
8	SERVICES INCIDENTAL TO MINING	--	--	--	--	--	--	--
9	MEAT,FISH & DAIRY PRODUCTS	32.8	509.6	9.7	-305.0	0.1	-1.1	3226.3
10	FRUIT,VEG.FEED,MISC.FOOD PROD.	8.4	249.7	20.7	-538.3	--	--	2182.9
11	BEVERAGES	71.6	230.6	0.2	-183.3	--	--	1267.9
12	TOBACCO & TOBACCO PRODUCTS	-39.2	344.8	--	-21.9	--	--	428.7
13	RUBBER,LEATHER,PLASTIC FAB.PRO.	13.2	140.3	7.7	-624.7	0.3	--	263.0
14	TEXTILE PRODUCTS	22.5	122.9	12.2	-937.6	25.3	--	-38.1
15	KNITTED PRODUCTS & CLOTHING	59.8	92.8	4.8	-392.0	12.6	-2.4	1887.2
16	LUMBER,SAWMILL,OTHER WOOD PROD.	162.6	1155.5	2.6	-184.2	--	-2.8	1205.5
17	FURNITURE & FIXTURES	44.4	50.1	1.1	-127.9	4.2	--	943.4
18	PAPER & PAPER PRODUCTS	34.5	2219.0	1.7	-297.0	--	--	2245.4
19	PRINTING & PUBLISHING	4.1	48.5	6.1	-319.6	99.2	-14.9	376.7
20	PRIMARY METAL PRODUCTS	-0.3	2233.1	81.8	-953.4	--	-0.5	1305.4
21	METAL FABRICATED PRODUCTS	34.7	267.0	18.4	-871.8	41.2	--	-77.5
22	MACHINERY & EQUIPMENT	-77.1	883.0	108.9	-3152.5	25.3	-1.0	475.2
23	AUTOS,TRUCKS,OTHER TRANSP. EQP	229.0	5558.4	103.6	-6554.6	169.9	-4.3	4901.9
24	ELEC. & COMMUNICATIONS PROD.	201.0	553.1	45.5	-1783.9	33.3	-2.4	1746.5
25	NON-METALLIC MINERAL PRODUCTS	23.8	144.8	1.5	-324.1	--	--	11.2
26	PETROLEUM & COAL PRODUCTS	41.9	233.4	18.3	-198.6	--	--	1197.2
27	CHEMICALS,CHEMICAL PROD.	-2.3	588.2	16.4	-1086.0	137.6	-9.0	575.3
28	MISC. MANUFACTURED PRODUCTS	44.0	225.4	40.7	-1239.6	92.6	-17.0	369.8
29	RESIDENTIAL CONSTRUCTION	--	--	--	--	--	--	5176.6
30	NON-RESIDENTIAL CONSTRUCTION	--	--	--	--	43.9	--	9589.1
31	REPAIR CONSTRUCTION	--	--	--	--	576.8	--	610.6
32	TRANSPORTATION & STORAGE	--	824.7	--	-232.6	311.6	-95.5	2187.4
33	COMMUNICATION SERVICES	--	45.1	--	-62.6	215.5	-0.2	1316.1
34	OTHER UTILITIES	--	110.5	--	-6.3	270.8	-275.2	1493.7
35	WHOLESALE MARGINS	--	742.7	--	-121.2	87.9	--	4094.5
36	RETAIL MARGINS	--	--	--	--	51.3	--	7391.3
37	IMPUTED RENT OWNER OCPD DWEL.	--	--	--	--	--	--	5961.2
38	OTHER FINANCE,INS.,REAL ESTATE	--	90.3	--	-376.1	351.8	-278.0	6966.6
39	BUSINESS SERVICES	--	210.6	--	-602.4	--	-39.5	549.7
40	PERSONAL & OTHER MISC. SERVICE	--	54.3	--	-66.9	2019.1	-1065.5	8675.8
41	TRANSPORTATION MARGINS	--	900.9	2.9	--	36.8	--	1881.9
42	OPERATING,OFFICE,LAB & FOOD	--	--	--	--	1495.6	--	1741.0
43	TRAVEL, ADVERTISING, PROMOTION	--	--	--	--	393.4	--	502.7
44	NON-COMPETING IMPORTS	18.9	--	--	-407.4	--	--	-279.6
45	UNALLOCATED IMPORTS & EXPORTS	--	1811.3	--	-2350.9	--	--	-307.0
46	NET INDIRECT TAXES	--	14.5	--	1274.2	108.5	--	7880.3
47	LABOUR INCOME	--	--	--	--	12660.8	--	14774.7
48	NET INCOME UNINC. BUSINESS	--	--	--	--	--	--	--
49	OTHER OPERATING SURPLUS	--	--	--	--	1502.4	--	1663.0
	TOTAL	1293.7	24597.7	521.3	-25199.5	21586.5	-1839.1	109833.5

NOTE: DETAIL MAY NOT ADD DUE TO ROUNDING.

TABLE 16. MAKE (OUTPUT) MATRIX (AGGREGATION - M), 1973 (MILLIONS OF 1971 DOLLARS)

NO.	COMMODITY AGGREGATION - M	AGRICUL- TURE	FOREST- RY	FISHING, HUNTING & TRAPPING	METAL MINES	MINERAL FUELS	NON-METAL MINES & QUARRIES	SERVICES INCIDENTAL TO MINING	FOOD & BEVERAGE INDUSTRIES
1	GRAINS.....	1069.3	--	--	--	--	--	--	--
2	LIVE ANIMALS.....	1955.4	--	--	--	--	--	--	--
3	OTHER AGRICULTURAL PRODUCTS.....	1923.4	10.5	--	--	--	--	--	10.0
4	FORESTRY PRODUCTS.....	47.0	1674.8	--	--	--	--	--	--
5	FISH LANDINGS.....	--	--	199.1	--	--	--	--	--
6	HUNTING & TRAPPING PRODUCTS.....	--	--	13.7	--	--	--	--	--
7	IRON ORES & CONCENTRATES.....	--	--	--	564.9	--	--	--	--
8	OTHER METAL ORES & CONCENTRATES.....	--	--	--	2054.4	--	--	--	--
9	COAL.....	--	--	--	--	128.6	--	--	--
10	CRUDE MINERAL OILS.....	--	--	--	--	1993.2	--	--	--
11	NATURAL GAS.....	--	--	--	--	384.2	--	--	--
12	NON-METALLIC MINERALS.....	--	--	--	2.3	43.8	493.3	--	--
13	SERVICES INCIDENTAL TO MINING.....	--	--	--	61.0	--	4.5	521.4	--
14	MEAT PRODUCTS.....	74.5	--	--	--	--	--	--	2585.1
15	DAIRY PRODUCTS.....	1.0	--	--	--	--	--	--	1439.6
16	FISH PRODUCTS.....	--	--	1.8	--	--	--	--	405.5
17	FRUITS & VEGETABLES PREPARATIONS.....	--	--	--	--	--	--	--	692.9
18	FEEDS.....	--	--	--	--	--	--	--	749.8
19	FLOUR,WHEAT,MEAL & OTHER CEREALS.....	--	--	--	--	--	--	--	180.8
20	BREAKFAST CEREAL & BAKERY PROD.....	--	--	--	--	--	--	--	797.1
21	SUGAR.....	--	--	--	--	--	--	--	243.5
22	MISC. FOOD PRODUCTS.....	14.5	--	--	--	--	--	--	1097.7
23	SOFT DRINKS.....	--	--	--	--	--	--	--	426.1
24	ALCOHOLIC BEVERAGES.....	--	--	--	--	--	--	--	989.7
25	TOBACCO PROCESSED UNMANUFACTURED ..	--	--	--	--	--	--	--	--
26	CIGARETTES & TOBACCO MFG.....	--	--	--	--	--	--	--	--
27	TIRES & TUBES.....	--	--	--	--	--	--	--	--
28	OTHER RUBBER PRODUCTS.....	--	--	--	--	--	--	--	--
29	PLASTIC FABRICATED PRODUCTS.....	--	--	--	--	--	--	--	--
30	LEATHER & LEATHER PRODUCTS.....	--	--	--	--	--	--	--	--
31	YARNS & MAN MADE FIBRES.....	--	--	--	--	--	--	--	--
32	FABRICS.....	--	--	--	--	--	--	--	--
33	OTHER TEXTILE PRODUCTS.....	--	--	--	--	--	--	--	--
34	HOSIERY & KNITTED WEAR.....	--	--	--	--	--	--	--	--
35	CLOTHING & ACCESSORIES.....	--	--	--	--	--	--	--	--
36	LUMBER & TIMBER.....	--	7.3	--	--	--	--	--	--
37	VENEER & PLYWOOD.....	--	--	--	--	--	--	--	--
38	OTHER WOOD FABRICATED MATERIALS.....	--	0.2	--	--	--	--	--	--
39	FURNITURE & FIXTURES.....	--	--	--	--	--	--	--	--
40	PULP.....	--	--	--	--	--	--	--	--
41	NEWSPRINT & OTHER PAPER STOCK.....	--	--	--	--	--	--	--	--
42	PAPER PRODUCTS.....	--	--	--	--	--	--	--	--
43	PRINTING & PUBLISHING.....	--	--	--	--	--	--	--	--
44	ADVERTISING,PRINT MEDIA.....	--	--	--	--	--	--	--	--
45	IRON & STEEL PRODUCTS.....	--	--	--	--	--	--	--	--
46	ALUMINUM PRODUCTS.....	--	--	--	--	--	--	--	--
47	COPPER & COPPER ALLOY PRODUCTS.....	--	--	--	--	--	--	--	--
48	NICKEL PRODUCTS.....	--	--	--	--	--	--	--	--
49	OTHER NON FERROUS METAL PRODUCTS.....	--	--	--	0.9	--	--	--	--
50	BOILERS, TANKS & PLATES.....	--	--	--	--	--	--	--	--
51	FABRICATED STRUCTURAL METAL PROD.....	--	--	--	--	--	--	--	--
52	OTHER METAL FABRICATED PRODUCTS.....	--	--	--	--	--	--	--	--
53	AGRICULTURAL MACHINERY.....	--	--	--	--	--	--	--	--
54	OTHER INDUSTRIAL MACHINERY.....	--	0.1	--	1.9	5.3	3.9	6.7	3.3
55	MOTOR VEHICLES.....	--	--	--	--	--	--	--	--
56	MOTOR VEHICLE PARTS.....	--	--	--	--	--	--	--	--
57	OTHER TRANSPORT EQUIPMENT.....	--	--	--	--	--	--	--	--
58	APPLIANCES & RECEIVERS,HOUSEHOLD.....	--	--	--	--	--	--	--	--
59	OTHER ELECTRICAL PRODUCTS.....	--	--	--	--	--	--	--	--
60	CEMENT & CONCRETE PRODUCTS.....	--	--	--	--	--	4.1	--	--
61	OTHER NON-METALLIC MINERAL PROD.....	--	--	--	--	--	3.1	--	--
62	GASOLINE & FUEL OIL.....	--	--	--	--	--	--	--	--
63	OTHER PETROLEUM & COAL PROD.....	--	--	--	--	89.8	--	--	--
64	INDUSTRIAL CHEMICALS.....	--	--	--	--	--	--	--	11.7
65	FERTILIZERS.....	--	--	--	--	--	8.5	--	--
66	PHARMACEUTICALS.....	--	--	--	--	--	157.4	--	--
67	OTHER CHEMICAL PRODUCTS.....	--	--	--	--	--	--	--	10.5
68	SCIENTIFIC EQUIPMENT.....	--	--	--	--	--	--	--	96.7
69	OTHER MANUFACTURED PRODUCTS.....	--	--	--	--	--	--	--	0.6
70	RESIDENTIAL CONSTRUCTION.....	--	--	--	--	--	--	--	--
71	NON-RESIDENTIAL CONSTRUCTION.....	--	--	--	--	--	--	--	--
72	REPAIR CONSTRUCTION.....	--	--	--	--	--	--	--	--
73	PIPELINE TRANSPORTATION.....	--	--	--	--	--	--	--	--
74	TRANSPORTATION & STORAGE.....	--	2.2	--	--	--	--	--	0.4
75	RADIO & TELEVISION BROADCASTING.....	--	--	--	--	--	--	--	--
76	TELEPHONE & TELEGRAPH.....	--	--	--	--	--	--	--	--
77	POSTAL SERVICES.....	--	--	--	--	--	--	--	--
78	ELECTRIC POWER.....	--	0.1	--	1.2	--	--	--	0.1
79	OTHER UTILITIES.....	--	--	--	--	--	--	--	--
80	WHOLESALE MARGINS.....	--	4.5	--	1.6	--	2.5	--	227.9
81	RETAIL MARGINS.....	--	--	--	--	--	--	--	--
82	IMPUTED RENT OWNER OCPD DWEL.....	--	--	--	--	--	--	--	--
83	OTHER FINANCE,INS.,REAL ESTATE.....	6.2	2.0	--	5.3	36.7	6.6	3.5	5.9
84	BUSINESS SERVICES.....	--	--	--	--	--	--	--	--
85	EDUCATION SERVICES.....	--	--	--	--	--	--	--	--
86	HEALTH SERVICES.....	--	--	--	--	--	--	--	--
87	AMUSEMENT & RECREATION SERVICES.....	--	--	--	--	--	--	--	--
88	ACCOMMODATION & FOOD SERVICES.....	--	26.2	--	6.9	--	0.7	--	3.9
89	OTHER PERSONAL & MISC. SERVICES.....	--	6.1	3.5	4.2	0.4	5.7	4.6	2.5
90	TRANSPORTATION MARGINS.....	--	--	--	--	--	--	--	--
91	OPERATING, OFFICE, LAB. & FOOD.....	--	--	--	--	--	--	--	--
92	TRAVEL, ADVERTISING & PROMOTION.....	--	--	--	--	--	--	--	--
	TOTAL.....	5091.3	1733.9	218.1	2704.6	2682.1	690.4	536.1	9987.3

NOTE: DETAIL MAY NOT ADD DUE TO ROUNDING AND SUPPRESSION OF CONFIDENTIAL COMMODITIES.



TABLE 16. MAKE (OUTPUT) MATRIX (AGGREGATION - M), 1973 (MILLIONS OF 1971 DOLLARS) - CONTINUED

NO.	COMMODITY AGGREGATION - M	TOBACCO PRODUCTS INDUSTRIES	RUBBER & PLASTIC PROD. IND.	LEATHER INDUSTRIES	TEXTILE INDUSTRIES	KNITTING MILLS	CLOTHING INDUSTRIES	WOOD	FURNITURE, FIXTURE INDUSTRIES
1	GRAINS	--	--	--	--	--	--	--	--
2	LIVE ANIMALS	--	--	--	--	--	--	--	--
3	OTHER AGRICULTURAL PRODUCTS	--	--	--	--	--	--	--	--
4	FORESTRY PRODUCTS	--	--	--	--	--	--	47.7	--
5	FISH LANDINGS	--	--	--	--	--	--	--	--
6	HUNTING & TRAPPING PRODUCTS	--	--	--	--	--	--	--	--
7	IRON ORES & CONCENTRATES	--	--	--	--	--	--	--	--
8	OTHER METAL ORES & CONCENTRATES	--	--	--	--	--	--	--	--
9	COAL	--	--	--	--	--	--	--	--
10	CRUDE MINERAL OILS	--	--	--	--	--	--	--	--
11	NATURAL GAS	--	--	--	--	--	--	--	--
12	NON-METALLIC MINERALS	--	--	--	--	--	--	--	--
13	SERVICES INCIDENTAL TO MINING	--	--	--	--	--	--	--	--
14	MEAT PRODUCTS	0.7	--	--	--	--	--	--	--
15	DAIRY PRODUCTS	--	--	--	--	--	--	--	--
16	FISH PRODUCTS	--	--	--	--	--	--	--	--
17	FRUITS & VEGETABLES PREPARATIONS	--	--	--	--	--	--	--	--
18	FEEDS	--	--	--	--	--	--	--	--
19	FLOUR,WHEAT,MEAL & OTHER CEREALS	--	--	--	--	--	--	--	--
20	BREAKFAST CEREAL & BAKERY PROD	--	--	--	--	--	--	--	--
21	SUGAR	--	--	--	--	--	--	--	--
22	MISC. FOOD PRODUCTS	--	--	--	--	--	--	--	--
23	SOFT DRINKS	--	--	--	--	--	--	--	--
24	ALCOHOLIC BEVERAGES	--	--	--	--	--	--	--	--
25	TOBACCO PROCESSED UNMANUFACTURED	143.6	--	--	--	--	--	--	--
26	CIGARETTES & TOBACCO MFG	419.1	--	--	--	--	--	--	--
27	TIRES & TUBES	--	451.0	--	--	--	--	--	--
28	OTHER RUBBER PRODUCTS	--	206.4	27.8	13.6	--	--	--	--
29	PLASTIC FABRICATED PRODUCTS	--	507.1	2.1	10.5	--	--	--	--
30	LEATHER & LEATHER PRODUCTS	--	--	372.9	--	--	0.9	--	--
31	YARNS & MAN MADE FIBRES	--	--	--	416.9	--	--	--	--
32	FABRICS	--	--	--	529.3	218.2	--	--	--
33	OTHER TEXTILE PRODUCTS	--	2.2	0.5	739.8	--	3.9	--	2.7
34	HOSIERY & KNITTED WEAR	--	--	--	0.8	284.3	222.5	--	--
35	CLOTHING & ACCESSORIES	--	17.4	10.3	54.4	27.0	1467.9	--	0.1
36	LUMBER & TIMBER	--	--	--	--	--	--	1414.1	--
37	VENEER & PLYWOOD	--	--	--	--	--	--	340.9	--
38	OTHER WOOD FABRICATED MATERIALS	--	--	--	--	--	--	922.7	27.8
39	FURNITURE & FIXTURES	--	14.7	--	2.1	--	--	26.7	897.2
40	PULP	--	--	--	--	--	--	--	--
41	NEWSPRINT & OTHER PAPER STOCK	--	--	--	--	--	--	--	--
42	PAPER PRODUCTS	--	33.8	--	25.9	--	--	1.4	--
43	PRINTING & PUBLISHING	--	--	--	--	--	--	--	--
44	ADVERTISING,PRINT MEDIA	--	--	--	--	--	--	--	--
45	IRON & STEEL PRODUCTS	--	--	--	--	--	--	--	--
46	ALUMINUM PRODUCTS	--	--	--	--	--	--	--	--
47	COPPER & COPPER ALLOY PRODUCTS	--	--	--	--	--	--	--	--
48	NICKEL PRODUCTS	--	--	--	--	--	--	--	--
49	OTHER NON FERROUS METAL PRODUCTS	--	--	--	--	--	--	--	--
50	BOILERS, TANKS & PLATES	--	0.7	--	--	--	--	--	--
51	FABRICATED STRUCTURAL METAL PROD	--	--	--	--	--	--	1.5	--
52	OTHER METAL FABRICATED PRODUCTS	--	23.7	--	2.9	--	--	5.2	3.2
53	AGRICULTURAL MACHINERY	--	--	--	--	--	--	--	--
54	OTHER INDUSTRIAL MACHINERY	0.2	7.9	--	2.3	--	--	12.1	--
55	MOTOR VEHICLES	--	--	--	--	--	--	--	--
56	MOTOR VEHICLE PARTS	--	130.5	--	194.3	--	--	--	--
57	OTHER TRANSPORT EQUIPMENT	--	10.4	--	--	--	--	--	--
58	APPLIANCES & RECEIVERS,HOUSEHOLD	--	7.3	--	--	--	--	--	--
59	OTHER ELECTRICAL PRODUCTS	--	6.0	--	--	--	--	--	39.7
60	CEMENT & CONCRETE PRODUCTS	--	--	--	--	--	--	--	--
61	OTHER NON-METALLIC MINERAL PROD	--	--	--	--	--	--	--	--
62	GASOLINE & FUEL OIL	--	--	--	--	--	--	--	--
63	OTHER PETROLEUM & COAL PROD	--	--	--	--	--	--	--	--
64	INDUSTRIAL CHEMICALS	--	46.8	--	--	--	--	--	--
65	FERTILIZERS	--	--	--	--	--	--	--	--
66	PHARMACEUTICALS	--	--	--	--	--	--	--	--
67	OTHER CHEMICAL PRODUCTS	--	9.9	--	--	--	--	--	--
68	SCIENTIFIC EQUIPMENT	--	4.1	--	2.1	--	--	--	--
69	OTHER MANUFACTURED PRODUCTS	--	26.6	--	10.5	--	0.2	--	7.1
70	RESIDENTIAL CONSTRUCTION	--	--	--	--	--	--	--	--
71	NON-RESIDENTIAL CONSTRUCTION	--	--	--	--	--	--	--	--
72	REPAIR CONSTRUCTION	--	--	--	--	--	--	--	--
73	PIPELINE TRANSPORTATION	--	--	--	--	--	--	--	--
74	TRANSPORTATION & STORAGE	--	--	--	--	--	--	--	--
75	RADIO & TELEVISION BROADCASTING	--	--	--	--	--	--	--	--
76	TELEPHONE & TELEGRAPH	--	--	--	--	--	--	--	--
77	POSTAL SERVICES	--	--	--	--	--	--	--	--
78	ELECTRIC POWER	--	--	--	0.2	--	--	0.3	--
79	OTHER UTILITIES	--	--	--	--	--	--	--	--
80	WHOLESALE MARGINS	3.0	57.6	8.7	31.8	0.9	20.4	23.3	15.8
81	RETAIL MARGINS	--	--	--	--	--	--	--	--
82	IMPUTED RENT OWNER OCPD, DWEL	--	--	--	--	--	--	--	--
83	OTHER FINANCE,INS.,REAL ESTATE	0.1	0.2	0.3	1.4	0.3	1.8	7.4	2.7
84	BUSINESS SERVICES	--	0.5	--	0.1	--	--	--	--
85	EDUCATION SERVICES	--	--	--	--	--	--	--	--
86	HEALTH SERVICES	--	--	--	--	--	--	--	--
87	AMUSEMENT & RECREATION SERVICES	--	--	--	--	--	--	--	--
88	ACCOMMODATION & FOOD SERVICES	0.1	0.7	0.1	0.8	0.1	0.3	1.1	0.8
89	OTHER PERSONAL & MISC. SERVICES	--	1.4	0.3	--	--	0.6	1.1	13.5
90	TRANSPORTATION MARGINS	--	--	--	--	--	--	--	--
91	OPERATING, OFFICE, LAB. & FOOD	--	--	--	--	--	--	--	--
92	TRAVEL, ADVERTISING & PROMOTION	--	--	--	--	--	--	--	--
	<b>TOTAL</b>	<b>569.3</b>	<b>1604.8</b>	<b>428.2</b>	<b>2065.0</b>	<b>533.6</b>	<b>1720.4</b>	<b>2830.4</b>	<b>1019.8</b>

NOTE: DETAIL MAY NOT ADD DUE TO ROUNDING AND SUPPRESSION OF CONFIDENTIAL COMMODITIES.

TABLE 16. MAKE (OUTPUT) MATRIX (AGGREGATION - M), 1973 (MILLIONS OF 1971 DOLLARS) - CONTINUED

NO.	COMMODITY AGGREGATION - M	PAPER & ALLIED INDUSTRIES	PRINTING & PUBLISHING	PRIMARY METAL INDUSTRIES	METAL FABRICATING INDUSTRIES	MACHINERY INDUSTRIES	TRANS. EQUIPMENT INDUSTRIES	ELECTRICAL PRODUCTS INDUSTRIES	NON-METAL MINERAL PROD. IND.
1	GRAINS.....	..	..	..	..	..	..	..	..
2	LIVE ANIMALS.....	..	..	..	..	..	..	..	..
3	OTHER AGRICULTURAL PRODUCTS.....	..	..	..	..	..	..	..	..
4	FORESTRY PRODUCTS.....	..	..	..	..	..	..	..	..
5	FISH LANDINGS.....	..	..	..	..	..	..	..	..
6	HUNTING & TRAPPING PRODUCTS.....	..	..	..	..	..	..	..	..
7	IRON ORES & CONCENTRATES.....	..	..	..	..	..	..	..	..
8	OTHER METAL ORES & CONCENTRATES.....	..	..	72.2	..	..	..	..	..
9	COAL.....	..	..	..	..	..	..	..	..
10	CRUDE MINERAL OILS.....	..	..	..	..	..	..	..	..
11	NATURAL GAS.....	..	..	..	..	..	..	..	..
12	NON-METALLIC MINERALS.....	..	..	2.0	..	..	..	..	19.8
13	SERVICES INCIDENTAL TO MINING.....	..	..	..	..	..	..	..	..
14	MEAT PRODUCTS.....	..	..	..	..	..	..	..	..
15	DAIRY PRODUCTS.....	..	..	..	..	..	..	..	..
16	FISH PRODUCTS.....	..	..	..	..	..	..	..	..
17	FRUITS & VEGETABLES PREPARATIONS.....	..	..	..	..	..	..	..	..
18	FEEDS.....	..	..	..	..	..	..	..	..
19	FLOUR,WHEAT,MEAL & OTHER CEREALS.....	..	..	..	..	..	..	..	..
20	BREAKFAST CEREAL & BAKERY PROD.....	..	..	..	..	..	..	..	..
21	SUGAR.....	..	..	..	..	..	..	..	..
22	MISC FOOD PRODUCTS.....	..	..	..	..	..	..	..	..
23	SOFT DRINKS.....	..	..	..	..	..	..	..	..
24	ALCOHOLIC BEVERAGES.....	..	..	..	..	..	..	..	..
25	TOBACCO PROCESSED UNMANUFACTURED.....	..	..	..	..	..	..	..	..
26	CIGARETTES & TOBACCO MFG.....	..	..	..	..	..	..	..	..
27	TIRES & TUBES.....	..	..	..	..	..	..	..	..
28	OTHER RUBBER PRODUCTS.....	..	..	..	..	..	..	..	..
29	PLASTIC FABRICATED PRODUCTS.....	35.3	..	..	18.1	..	..	..	..
30	LEATHER & LEATHER PRODUCTS.....	..	..	..	..	2.7	..	..	..
31	YARNS & MAN MADE FIBRES.....	..	..	..	..	..	..	..	..
32	FABRICS.....	..	..	..	..	..	..	..	..
33	OTHER TEXTILE PRODUCTS.....	1.8	..	..	..	..	..	..	..
34	HOSIERY & KNITTED WEAR.....	..	..	..	..	..	..	..	..
35	CLOTHING & ACCESSORIES.....	..	..	..	2.2	..	..	..	..
36	LUMBER & TIMBER.....	..	..	..	..	..	0.1	..	..
37	VENEER & PLYWOOD.....	..	..	..	..	..	..	..	..
38	OTHER WOOD FABRICATED MATERIALS.....	3.4	..	..	6.6	..	2.6	..	1.0
39	FURNITURE & FIXTURES.....	..	..	..	48.5	8.2	..	..	..
40	PULP.....	1063.3	..	..	..	..	..	..	..
41	NEWSPRINT & OTHER PAPER STOCK.....	2149.4	..	..	..	..	..	..	..
42	PAPER PRODUCTS.....	1284.3	45.0	..	11.9	..	..	..	..
43	PRINTING & PUBLISHING.....	20.5	1297.0	..	0.7	1.6	..	..	..
44	ADVERTISING,PRINT MEDIA.....	..	617.8	..	..	..	..	..	..
45	IRON & STEEL PRODUCTS.....	..	..	2319.4	141.6	13.6	..	..	3.2
46	ALUMINUM PRODUCTS.....	9.7	..	752.7	19.8	..	0.6	..	..
47	COPPER & COPPER ALLOY PRODUCTS.....	..	..	961.5	14.0	..	..	..	..
48	NICKEL PRODUCTS.....	..	..	734.6	8.4	..	..	..	..
49	OTHER NON FERROUS METAL PRODUCTS.....	..	..	514.6	22.4	..	..	16.7	..
50	BOILERS, TANKS & PLATES.....	..	..	..	289.2	6.7	..	..	..
51	FABRICATED STRUCTURAL METAL PROD.....	..	..	123.3	773.0	10.1	..	..	..
52	OTHER METAL FABRICATED PRODUCTS.....	..	..	170.2	2319.0	87.5	53.6	75.3	..
53	AGRICULTURAL MACHINERY.....	..	..	1.1	10.0	355.6	5.5	..	..
54	OTHER INDUSTRIAL MACHINERY.....	23.0	1.0	74.7	227.8	1508.4	86.4	53.6	7.0
55	MOTOR VEHICLES.....	..	..	..	7.0	31.2	4817.1	..	..
56	MOTOR VEHICLE PARTS.....	..	..	..	88.6	6.8	2377.4	2.3	9.7
57	OTHER TRANSPORT EQUIPMENT.....	..	..	..	25.4	44.0	1197.9	..	..
58	APPLIANCES & RECEIVERS,HOUSEHOLD.....	..	..	..	27.1	43.7	..	917.9	..
59	OTHER ELECTRICAL PRODUCTS.....	..	..	..	29.1	143.8	57.9	2352.8	..
60	CEMENT & CONCRETE PRODUCTS.....	..	..	..	..	..	..	..	903.6
61	OTHER NON-METALLIC MINERAL PROD.....	..	..	..	16.3	..	..	..	821.2
62	GASOLINE & FUEL OIL.....	..	..	..	..	..	..	..	..
63	OTHER PETROLEUM & COAL PROD.....	6.8	..	16.2	..	..	..	..	..
64	INDUSTRIAL CHEMICALS.....	9.8	..	37.0	..	..	..	..	..
65	FERTILIZERS.....	..	..	..	..	..	..	..	..
66	PHARMACEUTICALS.....	..	..	..	..	..	..	..	..
67	OTHER CHEMICAL PRODUCTS.....	..	..	..	4.3	..	..	..	10.8
68	SCIENTIFIC EQUIPMENT.....	..	..	..	6.2	5.6	..	17.3	..
69	OTHER MANUFACTURED PRODUCTS.....	13.6	2.6	..	47.6	..	..	..	..
70	RESIDENTIAL CONSTRUCTION.....	..	..	..	..	..	..	..	..
71	NON-RESIDENTIAL CONSTRUCTION.....	..	..	..	..	..	..	..	..
72	REPAIR CONSTRUCTION.....	..	..	..	..	..	..	..	..
73	PIPELINE TRANSPORTATION.....	..	..	..	..	..	..	..	..
74	TRANSPORTATION & STORAGE.....	..	..	2.4	..	..	..	..	..
75	RADIO & TELEVISION BROADCASTING.....	..	..	..	..	..	..	..	..
76	TELEPHONE & TELEGRAPH.....	..	..	..	..	..	..	..	..
77	POSTAL SERVICES.....	..	..	..	..	..	..	..	..
78	ELECTRIC POWER.....	5.6	..	19.5	..	..	..	0.3	..
79	OTHER UTILITIES.....	1.4	..	..	..	..	..	..	..
80	WHOLESALE MARGINS.....	33.6	29.8	16.7	87.2	106.4	569.8	188.0	36.3
81	RETAIL MARGINS.....	..	..	..	..	..	..	..	..
82	IMPUTED RENT OWNER OCPD. DWEL.....	..	..	..	..	..	..	..	..
83	OTHER FINANCE,INS,REAL ESTATE.....	3.8	3.4	1.1	7.5	2.8	5.5	1.6	2.3
84	BUSINESS SERVICES.....	0.7	0.8	..	..	46.4	7.2	1.2	..
85	EDUCATION SERVICES.....	..	..	..	..	..	..	..	..
86	HEALTH SERVICES.....	..	..	..	..	..	..	..	..
87	AMUSEMENT & RECREATION SERVICES.....	..	..	..	..	..	..	..	..
88	ACCOMMODATION & FOOD SERVICES.....	0.7	2.0	0.6	2.0	1.2	2.0	2.5	1.1
89	OTHER PERSONAL & MISC SERVICES.....	2.4	0.7	0.5	47.5	59.8	50.3	47.4	1.6
90	TRANSPORTATION MARGINS.....	..	..	..	..	..	..	..	..
91	OPERATING, OFFICE, LAB. & FOOD.....	..	..	..	..	..	..	..	..
92	TRAVEL, ADVERTISING & PROMOTION.....	..	..	..	..	..	..	..	..
	TOTAL.....	4717.9	2002.1	5870.4	4315.9	2500.8	9325.2	3721.1	1852.4

NOTE: DETAIL MAY NOT ADD DUE TO ROUNDING AND SUPPRESSION OF CONFIDENTIAL COMMODITIES.

TABLE 16. MAKE (OUTPUT) MATRIX (AGGREGATION - M), 1973 (MILLIONS OF 1971 DOLLARS) - CONTINUED

NO.	COMMODITY AGGREGATION - M	PETROLEUM & COAL PROD.IND.	CHEMICAL & CHEMICAL PROD. IND.	MISC. MANUFACTURING	CONSTR. INDUSTRY	TRANS. & STORAGE	COMMUNICATIION	ELEC POWER GAS, OTHER UTILITIES	WHOLESALE TRADE
1	GRAINS	..	..	..	..	..	..	..	..
2	LIVE ANIMALS	..	..	..	..	..	..	..	..
3	OTHER AGRICULTURAL PRODUCTS	..	..	..	..	..	..	..	..
4	FORESTRY PRODUCTS	..	..	..	..	..	..	2.6	1.0
5	FISH LANDINGS	..	..	..	..	..	..	..	..
6	HUNTING & TRAPPING PRODUCTS	..	..	..	..	..	..	..	..
7	IRON ORES & CONCENTRATES	..	..	..	..	..	..	..	..
8	OTHER METAL ORES & CONCENTRATES	..	..	15.2	..	..	..	..	..
9	COAL	..	..	..	..	..	..	..	..
10	CRUDE MINERAL OILS	6.7	..	..	..	..	..	..	..
11	NATURAL GAS	..	..	..	..	..	..	..	..
12	NON-METALLIC MINERALS	..	5.1	..	..	..	..	..	2.5
13	SERVICES INCIDENTAL TO MINING	..	..	..	..	..	..	..	..
14	MEAT PRODUCTS	..	..	..	..	..	..	..	0.3
15	DAIRY PRODUCTS	..	..	..	..	..	..	..	1.8
16	FISH PRODUCTS	..	0.1	..	..	..	..	..	0.1
17	FRUITS & VEGETABLES PREPARATIONS	..	..	..	..	..	..	..	3.7
18	FEEDS	..	9.1	..	..	..	..	..	8.4
19	FLOUR,WHEAT,MEAL & OTHER CEREALS	..	..	..	..	..	..	..	..
20	BREAKFAST CEREAL & BAKERY PROD.	..	..	..	..	..	..	..	1.8
21	SUGAR	..	..	..	..	..	..	..	..
22	MISC. FOOD PRODUCTS	..	3.9	..	..	..	..	..	7.6
23	SOFT DRINKS	..	..	..	..	..	..	..	..
24	ALCOHOLIC BEVERAGES	..	..	..	..	..	..	..	..
25	TOBACCO PROCESSED UNMANUFACTURED	..	..	..	..	..	..	..	..
26	CIGARETTES & TOBACCO MFG	..	..	..	..	..	..	..	0.2
27	TIRES & TUBES	..	..	..	..	..	..	..	0.8
28	OTHER RUBBER PRODUCTS	..	..	7.8	..	..	..	..	..
29	PLASTIC FABRICATED PRODUCTS	..	..	21.9	..	..	..	..	1.8
30	LEATHER & LEATHER PRODUCTS	..	0.9	5.8	..	..	..	..	1.8
31	YARNS & MAN MADE FIBRES	..	..	..	..	..	..	..	..
32	FABRICS	..	..	..	..	..	..	..	..
33	OTHER TEXTILE PRODUCTS	..	..	14.9	..	..	..	..	4.6
34	HOSIERY & KNITTED WEAR	..	..	..	..	..	..	..	..
35	CLOTHING & ACCESSORIES	..	..	11.6	..	..	..	..	3.3
36	LUMBER & TIMBER	..	..	..	..	..	..	..	7.8
37	VENEER & PLYWOOD	..	..	..	..	..	..	..	..
38	OTHER WOOD FABRICATED MATERIALS	..	2.4	2.0	..	..	..	..	8.9
39	FURNITURE & FIXTURES	..	..	2.9	..	..	..	..	1.0
40	PULP	..	..	..	..	..	..	..	..
41	NEWSPRINT & OTHER PAPER STOCK	..	..	0.9	..	..	..	..	4.8
42	PAPER PRODUCTS	..	5.0	71.9	..	..	..	..	6.1
43	PRINTING & PUBLISHING	..	0.9	1.0	..	..	..	..	2.0
44	ADVERTISING,PRINT MEDIA	..	..	..	..	..	..	..	..
45	IRON & STEEL PRODUCTS	..	..	..	..	..	..	..	2.9
46	ALUMINUM PRODUCTS	..	..	..	..	..	..	..	..
47	COPPER & COPPER ALLOY PRODUCTS	..	..	..	..	..	..	..	..
48	NICKEL PRODUCTS	..	0.5	..	..	..	..	..	..
49	OTHER NON FERROUS METAL PRODUCTS	..	11.7	22.1	..	..	..	..	0.7
50	BOILERS, TANKS & PLATES	..	..	..	..	..	..	..	..
51	FABRICATED STRUCTURAL METAL PROD	..	..	..	..	..	..	..	6.1
52	OTHER METAL FABRICATED PRODUCTS	..	..	11.0	..	..	..	..	3.3
53	AGRICULTURAL MACHINERY	..	..	..	..	..	..	..	4.8
54	OTHER INDUSTRIAL MACHINERY	0.5	4.7	14.6	..	..	..	..	17.0
55	MOTOR VEHICLES	..	..	..	..	..	..	..	0.9
56	MOTOR VEHICLE PARTS	..	..	1.8	..	..	..	..	4.2
57	OTHER TRANSPORT EQUIPMENT	..	..	5.1	..	74.3	..	..	0.9
58	APPLIANCES & RECEIVERS,HOUSEHOLD	..	..	12.9	..	..	..	..	11.2
59	OTHER ELECTRICAL PRODUCTS	..	..	13.6	..	..	146.6	..	11.6
60	CEMENT & CONCRETE PRODUCTS	..	..	..	..	..	..	..	..
61	OTHER NON-METALLIC MINERAL PROD.	..	..	8.0	..	..	..	..	2.9
62	GASOLINE & FUEL OIL	2244.5	..	..	..	..	..	..	..
63	OTHER PETROLEUM & COAL PROD.	385.7	32.7	..	..	1.6	..	0.2	..
64	INDUSTRIAL CHEMICALS	..	1248.8	5.9	..	..	..	..	1.5
65	FERTILIZERS	..	89.0	..	..	..	..	..	..
66	PHARMACEUTICALS	..	462.4	..	..	..	..	..	0.2
67	OTHER CHEMICAL PRODUCTS	3.4	1309.3	7.2	..	..	..	..	7.7
68	SCIENTIFIC EQUIPMENT	..	6.3	408.7	..	..	..	..	5.1
69	OTHER MANUFACTURED PRODUCTS	12.7	47.5	638.5	..	..	..	..	17.6
70	RESIDENTIAL CONSTRUCTION	..	..	..	5176.6	..	..	..	..
71	NON-RESIDENTIAL CONSTRUCTION	..	..	..	9589.1	..	..	..	..
72	REPAIR CONSTRUCTION	..	..	..	2993.7	..	..	..	..
73	PIPELINE TRANSPORTATION	..	..	..	..	806.2	..	14.1	..
74	TRANSPORTATION & STORAGE	..	..	..	..	8091.1	..	..	..
75	RADIO & TELEVISION BROADCASTING	..	..	..	..	..	451.3	..	..
76	TELEPHONE & TELEGRAPH	..	..	..	..	..	2172.7	..	..
77	POSTAL SERVICES	..	..	..	..	..	513.6	..	..
78	ELECTRIC POWER	..	0.1	..	..	0.5	..	2441.1	..
79	OTHER UTILITIES	..	..	..	..	..	..	441.1	..
80	WHOLESALE MARGINS	6.0	157.1	82.1	..	0.3	..	..	5999.1
81	RETAIL MARGINS	..	..	..	..	12.6	..	27.2	..
82	IMPUTED RENT OWNER OCPD DWEL	..	..	..	..	..	..	..	..
83	OTHER FINANCE,INS,REAL ESTATE	46.6	3.5	1.7	111.0	34.7	1.8	6.2	46.3
84	BUSINESS SERVICES	0.7	4.2	0.1	..	16.3	25.3	0.7	13.2
85	EDUCATION SERVICES	..	..	..	..	..	..	..	..
86	HEALTH SERVICES	..	..	..	..	..	..	..	..
87	AMUSEMENT & RECREATION SERVICES	..	..	..	..	..	10.3	..	..
88	ACCOMMODATION & FOOD SERVICES	0.3	2.7	1.5	..	17.7	..	5.2	..
89	OTHER PERSONAL & MISC. SERVICES	0.2	0.7	44.3	106.5	85.5	7.2	37.0	625.5
90	TRANSPORTATION MARGINS	..	..	..	..	..	..	..	..
91	OPERATING, OFFICE, LAB. & FOOD	..	..	..	..	..	..	..	..
92	TRAVEL, ADVERTISING & PROMOTION	..	..	..	..	..	..	..	..
	TOTAL	2711.6	3449.9	1443.9	17977.0	9140.7	3328.7	2975.3	6853.1

NOTE: DETAIL MAY NOT ADD DUE TO ROUNDING AND SUPPRESSION OF CONFIDENTIAL COMMODITIES.

TABLE 16. MAKE (OUTPUT) MATRIX (AGGREGATION - M), 1973 (MILLIONS OF 1971 DOLLARS) - CONTINUED

NO.	COMMODITY AGGREGATION - M	RETAIL TRADE	OWNER OCCUPIED DWELLINGS	FINANCE, INS. & REAL EST.	EDUCATION & HEALTH SERVICES	AMUSEMENT RECREATION SERVICES	SERVICE TO BUSINESS MANAGEMENT	ACCOMMODATION, FOOD SERVICES	PERSONAL & MISC. SERVICES
1	GRAINS	--	--	--	--	--	--	--	--
2	LIVE ANIMALS	--	--	--	--	--	--	--	--
3	OTHER AGRICULTURAL PRODUCTS	3.8	--	--	--	--	--	--	--
4	FORESTRY PRODUCTS	--	--	--	--	--	--	--	--
5	FISH LANDINGS	--	--	--	--	--	--	--	--
6	HUNTING & TRAPPING PRODUCTS	--	--	--	--	--	--	--	--
7	IRON ORES & CONCENTRATES	--	--	--	--	--	--	--	--
8	OTHER METAL ORES & CONCENTRATES	--	--	--	--	--	--	--	--
9	COAL	--	--	--	--	--	--	--	--
10	CRUDE MINERAL OILS	--	--	--	--	--	--	--	--
11	NATURAL GAS	--	--	--	--	--	--	--	--
12	NON-METALLIC MINERALS	--	--	--	--	--	--	--	--
13	SERVICES INCIDENTAL TO MINING	--	--	--	--	--	--	--	--
14	MEAT PRODUCTS	201.3	--	--	--	--	--	--	--
15	DAIRY PRODUCTS	--	--	--	--	--	--	--	--
16	FISH PRODUCTS	--	--	--	--	--	--	--	--
17	FRUITS & VEGETABLES PREPARATIONS	--	--	--	--	--	--	--	--
18	FEEDS	--	--	--	--	--	--	--	--
19	FLOUR,WHEAT,MEAL & OTHER CEREALS	--	--	--	--	--	--	--	--
20	BREAKFAST CEREAL & BAKERY PROD.	--	--	--	--	--	--	--	--
21	SUGAR	--	--	--	--	--	--	--	--
22	MISC. FOOD PRODUCTS	3.1	--	--	--	--	--	--	--
23	SOFT DRINKS	--	--	--	--	--	--	--	--
24	ALCOHOLIC BEVERAGES	--	--	--	--	--	--	--	--
25	TOBACCO PROCESSED UNMANUFACTURED	--	--	--	--	--	--	--	--
26	CIGARETTES & TOBACCO MFG.	--	--	--	--	--	--	--	--
27	TIRES & TUBES	--	--	--	--	--	--	--	--
28	OTHER RUBBER PRODUCTS	--	--	--	--	--	--	--	--
29	PLASTIC FABRICATED PRODUCTS	--	--	--	--	--	--	--	--
30	LEATHER & LEATHER PRODUCTS	--	--	--	--	--	--	--	--
31	YARNS & MAN MADE FIBRES	--	--	--	--	--	--	--	--
32	FABRICS	--	--	--	--	--	--	--	--
33	OTHER TEXTILE PRODUCTS	2.4	--	--	--	--	--	--	--
34	HOSIERY & KNITTED WEAR	--	--	--	--	--	--	--	--
35	CLOTHING & ACCESSORIES	0.4	--	--	--	--	--	--	--
36	LUMBER & TIMBER	--	--	--	--	--	--	--	--
37	VENEER & PLYWOOD	--	--	--	--	--	--	--	--
38	OTHER WOOD FABRICATED MATERIALS	--	--	--	--	--	--	--	--
39	FURNITURE & FIXTURES	--	--	--	--	--	--	--	--
40	PULP	--	--	--	--	--	--	--	--
41	NEWSPRINT & OTHER PAPER STOCK	--	--	--	--	--	--	--	--
42	PAPER PRODUCTS	--	--	--	--	--	--	--	--
43	PRINTING & PUBLISHING	--	--	--	--	--	--	--	--
44	ADVERTISING,PRINT MEDIA	--	--	--	--	--	--	--	--
45	IRON & STEEL PRODUCTS	--	--	--	--	--	--	--	--
46	ALUMINUM PRODUCTS	--	--	--	--	--	--	--	--
47	COPPER & COPPER ALLOY PRODUCTS	--	--	--	--	--	--	--	--
48	NICKEL PRODUCTS	--	--	--	--	--	--	--	--
49	OTHER NON FERROUS METAL PRODUCTS	--	--	--	--	--	--	--	--
50	BOILERS, TANKS & PLATES	--	--	--	--	--	--	--	--
51	FABRICATED STRUCTURAL METAL PROD	--	--	--	--	--	--	--	--
52	OTHER METAL FABRICATED PRODUCTS	--	--	--	--	--	--	--	--
53	AGRICULTURAL MACHINERY	--	--	--	--	--	--	--	--
54	OTHER INDUSTRIAL MACHINERY	--	--	--	--	--	--	--	--
55	MOTOR VEHICLES	--	--	--	--	--	--	--	--
56	MOTOR VEHICLE PARTS	--	--	--	--	--	--	--	--
57	OTHER TRANSPORT EQUIPMENT	--	--	--	--	--	--	--	--
58	APPLIANCES & RECEIVERS,HOUSEHOLD	--	--	--	--	--	--	--	--
59	OTHER ELECTRICAL PRODUCTS	--	--	--	--	--	--	--	--
60	CEMENT & CONCRETE PRODUCTS	--	--	--	--	--	--	--	--
61	OTHER NON-METALLIC MINERAL PROD.	--	--	--	--	--	--	--	--
62	GASOLINE & FUEL OIL	--	--	--	--	--	--	--	--
63	OTHER PETROLEUM & COAL PROD.	--	--	--	--	--	--	--	--
64	INDUSTRIAL CHEMICALS	--	--	--	--	--	--	--	--
65	FERTILIZERS	--	--	--	--	--	--	--	--
66	PHARMACEUTICALS	--	--	--	--	--	--	--	--
67	OTHER CHEMICAL PRODUCTS	--	--	--	--	--	--	--	--
68	SCIENTIFIC EQUIPMENT	--	--	--	--	--	--	--	--
69	OTHER MANUFACTURED PRODUCTS	--	--	--	--	--	--	--	--
70	RESIDENTIAL CONSTRUCTION	--	--	--	--	--	--	--	--
71	NON-RESIDENTIAL CONSTRUCTION	--	--	--	--	--	--	--	--
72	REPAIR CONSTRUCTION	--	--	--	--	--	--	--	--
73	PIPELINE TRANSPORTATION	--	--	--	--	--	--	--	--
74	TRANSPORTATION & STORAGE	8.0	--	1.2	--	--	--	--	--
75	RADIO & TELEVISION BROADCASTING	--	--	--	--	--	--	--	--
76	TELEPHONE & TELEGRAPH	--	--	--	--	--	--	--	--
77	POSTAL SERVICES	--	--	--	--	--	--	--	--
78	ELECTRIC POWER	--	--	--	--	--	--	--	--
79	OTHER UTILITIES	--	--	0.1	--	--	--	--	8.5
80	WHOLESALE MARGINS	--	--	--	--	--	48.9	--	--
81	RETAIL MARGINS	7866.6	--	--	--	12.2	11.4	29.9	7.3
82	IMPUTED RENT OWNER OCPD DWEL	--	5961.2	--	--	--	--	--	--
83	OTHER FINANCE,INS.,REAL ESTATE	65.5	--	11839.0	1.4	8.7	27.8	41.5	5.9
84	BUSINESS SERVICES	1.5	--	11.7	--	0.1	3415.2	--	--
85	EDUCATION SERVICES	--	--	--	303.2	--	--	--	--
86	HEALTH SERVICES	--	--	--	2098.8	--	--	--	--
87	AMUSEMENT & RECREATION SERVICES	--	--	--	--	817.0	4.9	0.5	--
88	ACCOMMODATION & FOOD SERVICES	153.3	--	0.4	--	48.5	0.1	4201.6	0.1
89	OTHER PERSONAL & MISC. SERVICES	1363.5	--	201.3	--	--	630.5	21.8	1268.1
90	TRANSPORTATION MARGINS	--	--	--	--	--	--	--	--
91	OPERATING, OFFICE, LAB. & FOOD	--	--	--	--	--	--	--	--
92	TRAVEL, ADVERTISING & PROMOTION	--	--	--	--	--	--	--	--
	TOTAL	9669.7	5961.2	12053.9	2403.3	886.5	4138.8	4295.2	1289.9

NOTE: DETAIL MAY NOT ADD DUE TO ROUNDING AND SUPPRESSION OF CONFIDENTIAL COMMODITIES.

TABLE 16. MAKE (OUTPUT) MATRIX (AGGREGATION - M), 1973 (MILLIONS OF 1971 DOLLARS) - CONCLUDED

NO.	COMMODITY AGGREGATION - M	TRANS MARGINS	OPERATING OFFICE LAB & FOOD	TRAVEL PROMOTION, ADVTG.	TOTAL INDUSTRIES
1	GRAINS	--	--	--	1069.8
2	LIVE ANIMALS	--	--	--	1955.4
3	OTHER AGRICULTURAL PRODUCTS	--	--	--	1947.6
4	FORESTRY PRODUCTS	--	--	--	1773.2
5	FISH LANDINGS	--	--	--	199.1
6	HUNTING & TRAPPING PRODUCTS	--	--	--	13.7
7	IRON ORES & CONCENTRATES	--	--	--	574.2
8	OTHER METAL, ORES & CONCENTRATES	--	--	--	2141.8
9	COAL	--	--	--	128.6
10	CRUDE MINERAL OILS	--	--	--	2000.0
11	NATURAL GAS	--	--	--	384.2
12	NON-METALLIC MINERALS	--	--	--	572.3
13	SERVICES INCIDENTAL TO MINING	--	--	--	586.9
14	MEAT PRODUCTS	--	--	--	2888.7
15	DAIRY PRODUCTS	--	--	--	1442.5
16	FISH PRODUCTS	--	--	--	407.6
17	FRUITS & VEGETABLES PREPARATIONS	--	--	--	696.6
18	FEEDS	--	--	--	767.3
19	FLOUR,WHEAT,MEAL & OTHER CEREALS	--	--	--	180.8
20	BREAKFAST CEREAL & BAKERY PROD.	--	--	--	798.8
21	SUGAR	--	--	--	243.5
22	MISC. FOOD PRODUCTS	--	--	--	1130.2
23	SOFT DRINKS	--	--	--	426.1
24	ALCOHOLIC BEVERAGES	--	--	--	989.7
25	TOBACCO PROCESSED UNMANUFACTURED	--	--	--	143.6
26	CIGARETTES & TOBACCO MFG.	--	--	--	419.7
27	TIRES & TUBES	--	--	--	451.9
28	OTHER RUBBER PRODUCTS	--	--	--	264.4
29	PLASTIC FABRICATED PRODUCTS	--	--	--	623.0
30	LEATHER & LEATHER PRODUCTS	--	--	--	391.4
31	YARNS & MAN MADE FIBRES	--	--	--	433.7
32	FABRICS	--	--	--	754.8
33	OTHER TEXTILE PRODUCTS	--	--	--	780.7
34	HOSIERY & KNITTED WEAR	--	--	--	508.0
35	CLOTHING & ACCESSORIES	--	--	--	1595.5
36	LUMBER & TIMBER	--	--	--	1459.2
37	VENEER & PLYWOOD	--	--	--	346.4
38	OTHER WOOD FABRICATED MATERIALS	--	--	--	978.4
39	FURNITURE & FIXTURES	--	--	--	1012.4
40	PULP	--	--	--	1063.3
41	NEWSPRINT & OTHER PAPER STOCK	--	--	--	2165.2
42	PAPER PRODUCTS	--	--	--	1492.1
43	PRINTING & PUBLISHING	--	--	--	1327.1
44	ADVERTISING,PRINT MEDIA	--	--	--	617.8
45	IRON & STEEL PRODUCTS	--	--	--	2524.2
46	ALUMINUM PRODUCTS	--	--	--	787.6
47	COPPER & COPPER ALLOY PRODUCTS	--	--	--	982.0
48	NICKEL PRODUCTS	--	--	--	744.0
49	OTHER NON FERROUS METAL PRODUCTS	--	--	--	602.0
50	BOILERS, TANKS & PLATES	--	--	--	300.1
51	FABRICATED STRUCTURAL METAL PROD.	--	--	--	936.2
52	OTHER METAL FABRICATED PRODUCTS	--	--	--	2780.5
53	AGRICULTURAL MACHINERY	--	--	--	378.1
54	OTHER INDUSTRIAL MACHINERY	--	--	--	2062.9
55	MOTOR VEHICLES	--	--	--	4875.2
56	MOTOR VEHICLE PARTS	--	--	--	2834.3
57	OTHER TRANSPORT EQUIPMENT	--	--	--	1361.0
58	APPLIANCES & RECEIVERS,HOUSEHOLD	--	--	--	1041.2
59	OTHER ELECTRICAL PRODUCTS	--	--	--	2815.0
60	CEMENT & CONCRETE PRODUCTS	--	--	--	909.0
61	OTHER NON-METALLIC MINERAL PROD.	--	--	--	880.1
62	GASOLINE & FUEL OIL	--	--	--	2247.6
63	OTHER PETROLEUM & COAL PROD.	--	--	--	536.4
64	INDUSTRIAL CHEMICALS	--	--	--	1380.4
65	FERTILIZERS	--	--	--	226.4
66	PHARMACEUTICALS	--	--	--	463.1
67	OTHER CHEMICAL PRODUCTS	--	--	--	1480.1
68	SCIENTIFIC EQUIPMENT	--	--	--	462.5
69	OTHER MANUFACTURED PRODUCTS	--	--	--	849.7
70	RESIDENTIAL CONSTRUCTION	--	--	--	5176.6
71	NON-RESIDENTIAL CONSTRUCTION	--	--	--	9589.1
72	REPAIR CONSTRUCTION	--	--	--	2993.7
73	PIPELINE TRANSPORTATION	--	--	--	820.3
74	TRANSPORTATION & STORAGE	--	--	--	8105.4
75	RADIO & TELEVISION BROADCASTING	--	--	--	451.3
76	TELEPHONE & TELEGRAPH	--	--	--	2172.7
77	POSTAL SERVICES	--	--	--	513.6
78	ELECTRIC POWER	--	--	--	2468.9
79	OTHER UTILITIES	--	--	--	451.1
80	WHOLESALE MARGINS	--	--	--	7759.4
81	RETAIL MARGINS	--	--	--	7967.2
82	IMPUTED RENT OWNER OCPD. DWEL.	--	--	--	5961.2
83	OTHER FINANCE,INS.,REAL ESTATE	--	--	--	12349.8
84	BUSINESS SERVICES	--	--	--	3545.9
85	EDUCATION SERVICES	--	--	--	303.2
86	HEALTH SERVICES	--	--	--	2098.8
87	AMUSEMENT & RECREATION SERVICES	--	--	--	832.7
88	ACCOMMODATION & FOOD SERVICES	--	--	--	4485.3
89	OTHER PERSONAL & MISC. SERVICES	--	--	--	4646.5
90	TRANSPORTATION MARGINS	3818.4	--	--	3818.4
91	OPERATING, OFFICE, LAB & FOOD	--	7526.2	--	7526.2
92	TRAVEL, ADVERTISING & PROMOTION	--	--	3548.1	3548.1
	TOTAL	3818.4	7526.2	3548.1	172192.4

NOTE: DETAIL MAY NOT ADD DUE TO ROUNDING AND SUPPRESSION OF CONFIDENTIAL COMMODITIES.

TABLE 17. USE (INPUT) MATRIX (AGGREGATION - M), 1973 (MILLIONS OF 1971 DOLLARS)

NO.	COMMODITY AGGREGATION - M	AGRICULTURE	FORESTRY	FISHING, HUNTING & TRAPPING	METAL MINES	MINERAL FUELS	NON-METAL MINES & QUARRIES	SERVICES INCIDENTAL TO MINING	FOOD & BEVERAGE INDUSTRIES
1	GRAINS	25.4	--	--	--	--	--	--	365.8
2	LIVE ANIMALS	105.2	--	--	--	--	--	--	1387.0
3	OTHER AGRICULTURAL PRODUCTS	151.7	--	--	--	--	--	--	916.7
4	FORESTRY PRODUCTS	0.4	221.1	--	--	--	--	--	--
5	FISH LANDINGS	--	--	1.8	--	--	--	--	175.6
6	HUNTING & TRAPPING PRODUCTS	--	--	--	--	--	--	--	--
7	IRON ORES & CONCENTRATES	--	--	--	0.5	--	--	--	--
8	OTHER METAL ORES & CONCENTRATES	--	--	--	8.2	--	--	--	--
9	COAL	1.5	--	--	0.6	--	0.1	--	0.1
10	CRUDE MINERAL OILS	--	--	--	--	--	--	--	--
11	NATURAL GAS	1.7	--	--	2.0	3.5	2.0	--	7.7
12	NON-METALLIC MINERALS	5.2	--	0.4	14.8	0.5	3.0	2.7	6.9
13	SERVICES INCIDENTAL TO MINING	--	--	--	98.1	113.5	11.3	--	--
14	MEAT PRODUCTS	2.7	--	--	--	--	--	--	562.0
15	DAIRY PRODUCTS	--	--	--	--	--	--	--	204.2
16	FISH PRODUCTS	--	--	--	--	--	--	--	34.8
17	FRUITS & VEGETABLES PREPARATIONS	--	--	--	--	--	--	--	80.0
18	FEEDS	519.0	--	--	--	--	--	--	154.3
19	FLOUR,WHEAT,MEAL & OTHER CEREALS	--	--	--	--	--	--	--	103.8
20	BREAKFAST CEREAL & BAKERY PROD.	--	--	--	--	--	--	--	6.5
21	SUGAR	--	--	--	--	--	--	--	141.9
22	MISC. FOOD PRODUCTS	--	--	--	--	--	--	--	322.2
23	SOFT DRINKS	--	--	--	--	--	--	--	55.1
24	ALCOHOLIC BEVERAGES	--	--	--	--	--	--	--	32.9
25	TOBACCO PROCESSED UNMANUFACTURED	--	--	--	--	--	--	--	--
26	CIGARETTES & TOBACCO MFG.	--	--	--	--	--	--	--	--
27	TIRES & TUBES	14.1	--	--	--	--	--	--	--
28	OTHER RUBBER PRODUCTS	--	--	--	--	--	--	--	--
29	PLASTIC FABRICATED PRODUCTS	--	--	--	--	--	4.9	--	52.9
30	LEATHER & LEATHER PRODUCTS	--	--	--	--	--	--	--	--
31	YARNS & MAN MADE FIBRES	--	--	0.3	--	--	--	--	--
32	FABRICS	--	--	--	--	--	--	--	1.0
33	OTHER TEXTILE PRODUCTS	10.6	3.3	6.0	0.6	--	0.2	--	10.4
34	HOSIERY & KNITTED WEAR	--	--	--	--	--	--	--	--
35	CLOTHING & ACCESSORIES	--	--	--	--	--	--	--	--
36	LUMBER & TIMBER	0.1	--	1.5	--	0.3	0.3	--	--
37	VENER & PLYWOOD	--	--	--	--	--	--	--	--
38	OTHER WOOD FABRICATED MATERIALS	2.4	--	--	--	--	0.7	--	6.8
39	FURNITURE & FIXTURES	--	--	--	--	--	--	--	--
40	PULP	--	--	--	--	--	--	--	--
41	NEWSPRINT & OTHER PAPER STOCK	--	--	--	--	--	--	--	12.8
42	PAPER PRODUCTS	2.9	--	--	0.1	--	6.8	--	299.6
43	PRINTING & PUBLISHING	--	--	--	--	--	0.2	--	30.1
44	ADVERTISING,PRINT MEDIA	--	--	--	--	--	--	--	--
45	IRON & STEEL PRODUCTS	--	--	--	27.1	8.0	1.3	22.3	--
46	ALUMINUM PRODUCTS	--	--	--	--	--	--	--	0.1
47	COPPER & COPPER ALLOY PRODUCTS	--	--	--	0.8	0.1	--	--	2.2
48	NICKEL PRODUCTS	--	--	--	--	--	--	--	--
49	OTHER NON FERROUS METAL PRODUCTS	--	--	--	0.8	0.1	--	--	2.2
50	BOILERS, TANKS & PLATES	--	--	--	--	--	--	--	--
51	FABRICATED STRUCTURAL METAL PROD.	--	--	--	2.0	0.4	--	--	--
52	OTHER METAL FABRICATED PRODUCTS	28.9	12.7	0.9	3.4	1.6	--	--	193.8
53	AGRICULTURAL MACHINERY	53.7	--	--	--	--	--	--	--
54	OTHER INDUSTRIAL MACHINERY	--	8.7	2.8	24.9	15.5	11.4	12.1	0.4
55	MOTOR VEHICLES	--	--	--	--	--	--	--	--
56	MOTOR VEHICLE PARTS	--	--	--	--	--	--	--	--
57	OTHER TRANSPORT EQUIPMENT	1.2	3.4	13.8	5.7	0.7	--	--	--
58	APPLIANCES & RECEIVERS HOUSEHOLD	--	--	--	--	--	--	--	--
59	OTHER ELECTRICAL PRODUCTS	--	--	6.1	--	--	--	6.1	--
60	CEMENT & CONCRETE PRODUCTS	--	--	--	--	--	0.1	4.3	--
61	OTHER NON-METALLIC MINERAL PROD.	0.8	0.2	0.3	5.3	--	0.4	3.1	115.5
62	GASOLINE & FUEL OIL	161.7	36.5	8.5	24.5	7.2	11.8	10.9	27.3
63	OTHER PETROLEUM & COAL PROD.	32.8	1.1	1.7	5.4	2.3	3.5	2.4	6.7
64	INDUSTRIAL CHEMICALS	64.0	0.3	0.2	19.7	8.2	2.9	0.4	38.5
65	FERTILIZERS	74.2	--	--	--	--	--	--	--
66	PHARMACEUTICALS	17.3	--	--	--	--	--	--	12.0
67	OTHER CHEMICAL PRODUCTS	83.2	1.9	0.2	36.7	3.8	11.7	1.9	70.7
68	SCIENTIFIC EQUIPMENT	--	--	--	--	--	--	--	--
69	OTHER MANUFACTURED PRODUCTS	--	--	2.8	--	--	--	--	1.2
70	RESIDENTIAL CONSTRUCTION	--	--	--	--	--	--	--	--
71	NON-RESIDENTIAL CONSTRUCTION	--	--	--	--	--	--	--	--
72	REPAIR CONSTRUCTION	112.0	23.3	0.3	41.2	119.2	4.8	0.1	23.2
73	PIPELINE TRANSPORTATION	2.9	--	--	2.4	3.1	2.2	--	8.5
74	TRANSPORTATION & STORAGE	16.2	182.2	1.8	25.8	6.7	6.4	20.6	59.1
75	RADIO & TELEVISION BROADCASTING	--	--	--	--	--	--	--	--
76	TELEPHONE & TELEGRAPH	28.6	3.1	0.4	4.5	5.4	1.6	2.6	28.9
77	POSTAL SERVICES	2.4	0.3	--	0.4	1.3	0.2	0.2	4.5
78	ELECTRIC POWER	76.6	1.1	0.2	65.4	43.3	16.0	7.0	44.0
79	OTHER UTILITIES	4.7	--	--	2.3	2.5	1.6	--	12.6
80	WHOLESALE MARGINS	145.7	13.3	5.2	30.0	10.4	10.8	11.0	222.4
81	RETAIL MARGINS	40.0	1.4	1.2	1.0	0.4	0.9	1.1	3.5
82	IMPUTED RENT OWNER OCPD. DWEL.	--	--	--	--	--	--	--	--
83	OTHER FINANCE,INS.,REAL ESTATE	208.2	119.5	3.5	69.7	481.4	14.2	16.3	101.1
84	BUSINESS SERVICES	11.7	5.4	0.4	51.5	132.2	7.8	11.5	60.7
85	EDUCATION SERVICES	--	--	--	--	--	--	--	--
86	HEALTH SERVICES	--	--	--	--	--	--	--	--
87	AMUSEMENT & RECREATION SERVICES	--	--	--	--	--	--	--	--
88	ACCOMMODATION & FOOD SERVICES	--	--	--	--	--	--	--	--
89	OTHER PERSONAL & MISC. SERVICES	12.6	62.8	3.5	15.1	5.4	8.9	7.0	47.1
90	TRANSPORTATION MARGINS	69.9	4.1	2.1	16.2	3.3	4.5	5.0	246.3
91	OPERATING, OFFICE, LAB. & FOOD	241.7	217.0	2.4	293.7	67.8	81.1	80.4	196.3
92	TRAVEL, ADVERTISING & PROMOTION	0.3	4.4	--	6.4	18.0	3.9	13.9	337.4
93	NON-COMPETING IMPORTS	--	--	--	--	--	--	--	198.5
94	UNALLOCATED IMPORTS & EXPORTS	--	--	--	--	--	--	--	--
95	INDIRECT TAXES	262.7	52.7	5.9	48.1	124.0	16.0	8.5	95.4
96	SUBSIDIES	-176.3	-1.0	-1.1	-12.6	-2.8	--	--	-24.5
	GDP AT FACTOR COST	2670.8	754.9	144.7	1763.0	1495.1	436.8	284.8	2882.7
	TOTAL	5091.3	1733.9	218.1	2704.6	2682.1	690.4	536.1	9987.3

NOTE: DETAIL MAY NOT ADD DUE TO ROUNDING.

TABLE 17. USE (INPUT) MATRIX (AGGREGATION - M), 1973 (MILLIONS OF 1971 DOLLARS) - CONTINUED

NO.	COMMODITY AGGREGATION - M	TOBACCO PRODUCTS INDUSTRIES	RUBBER & PLASTIC PROD. IND.	LEATHER INDUSTRIES	TEXTILE INDUSTRIES	KNITTING MILLS	CLOTHING INDUSTRIES	WOOD	FURNITURE, FIXTURE INDUSTRIES
1	GRAINS	--	--	--	--	--	--	--	--
2	LIVE ANIMALS	--	--	--	--	--	--	--	--
3	OTHER AGRICULTURAL PRODUCTS	128.0	--	--	0.5	0.2	7.3	--	--
4	FORESTRY PRODUCTS	--	0.1	--	--	--	--	909.4	0.4
5	FISH LANDINGS	--	--	--	--	--	--	--	--
6	HUNTING & TRAPPING PRODUCTS	--	--	0.2	--	--	17.7	--	--
7	IRON ORES & CONCENTRATES	--	--	--	--	--	--	--	--
8	OTHER METAL ORES & CONCENTRATES	--	--	--	--	--	--	--	--
9	COAL	--	--	--	--	--	--	0.1	--
10	CRUDE MINERAL OILS	--	0.1	--	--	--	--	0.1	--
11	NATURAL GAS	0.1	1.2	0.3	1.7	0.2	0.1	2.4	0.6
12	NON-METALLIC MINERALS	--	2.2	0.1	0.7	--	--	--	0.3
13	SERVICES INCIDENTAL TO MINING	--	--	--	--	--	--	--	--
14	MEAT PRODUCTS	0.7	0.3	17.0	--	--	0.5	--	--
15	DAIRY PRODUCTS	--	--	--	--	--	--	--	--
16	FISH PRODUCTS	--	--	0.3	--	--	--	--	--
17	FRUITS & VEGETABLES PREPARATIONS	--	--	--	--	--	--	--	--
18	FEEDS	--	--	--	--	--	--	--	--
19	FLOUR,WHEAT,MEAL & OTHER CEREALS	--	--	--	0.2	--	--	0.1	--
20	BREAKFAST CEREAL & BAKERY PROD.	--	--	--	--	--	--	--	--
21	SUGAR	--	--	0.1	--	--	--	--	--
22	MISC. FOOD PRODUCTS	0.6	--	--	--	--	--	--	--
23	SOFT DRINKS	--	--	--	--	--	--	--	--
24	ALCOHOLIC BEVERAGES	--	--	--	--	--	--	--	--
25	TOBACCO PROCESSED UNMANUFACTURED	132.4	--	--	--	--	--	--	--
26	CIGARETTES & TOBACCO MFG	2.0	--	--	--	--	--	--	--
27	TIRES & TUBES	--	5.2	--	--	--	--	--	--
28	OTHER RUBBER PRODUCTS	--	15.4	51.5	6.2	--	0.7	--	15.7
29	PLASTIC FABRICATED PRODUCTS	1.4	39.8	12.3	20.9	0.2	1.7	12.2	27.7
30	LEATHER & LEATHER PRODUCTS	--	1.5	55.7	--	--	25.3	--	0.8
31	YARNS & MAN MADE FIBRES	3.4	8.9	0.1	384.0	197.3	4.3	--	--
32	FABRICS	--	84.5	5.7	179.5	9.4	570.6	1.7	62.2
33	OTHER TEXTILE PRODUCTS	--	1.0	2.1	52.0	8.2	46.3	0.6	14.9
34	HOSIERY & KNITTED WEAR	--	--	--	0.3	1.3	--	--	--
35	CLOTHING & ACCESSORIES	--	1.0	1.6	42.9	21.0	107.7	--	--
36	LUMBER & TIMBER	--	0.2	0.1	0.3	--	--	168.0	31.1
37	VENEER & PLYWOOD	--	--	0.2	--	--	--	78.4	19.7
38	OTHER WOOD FABRICATED MATERIALS	0.6	1.2	1.3	0.4	--	--	71.5	20.2
39	FURNITURE & FIXTURES	--	--	--	--	--	--	1.8	35.1
40	PULP	--	--	--	9.3	--	--	--	--
41	NEWSPRINT & OTHER PAPER STOCK	3.8	10.7	0.6	3.9	0.8	1.2	7.8	5.6
42	PAPER PRODUCTS	35.2	20.0	6.4	23.0	5.3	10.6	4.2	18.1
43	PRINTING & PUBLISHING	0.4	1.0	0.4	1.8	1.2	1.0	--	0.8
44	ADVERTISING,PRINT MEDIA	--	--	--	--	--	--	--	--
45	IRON & STEEL PRODUCTS	--	0.5	0.2	0.3	--	--	0.6	35.3
46	ALUMINUM PRODUCTS	--	--	--	0.7	--	--	8.0	0.5
47	COPPER & COPPER ALLOY PRODUCTS	--	--	--	--	--	--	--	--
48	NICKEL PRODUCTS	--	--	--	--	--	--	--	--
49	OTHER NON FERROUS METAL PRODUCTS	--	3.6	--	0.4	--	--	--	0.1
50	BOILERS, TANKS & PLATES	--	--	--	--	--	--	--	--
51	FABRICATED STRUCTURAL METAL PROD.	--	0.1	--	0.3	--	--	10.9	0.3
52	OTHER METAL FABRICATED PRODUCTS	1.9	15.1	5.1	9.6	--	0.3	34.0	66.0
53	AGRICULTURAL MACHINERY	--	--	--	--	--	--	--	--
54	OTHER INDUSTRIAL MACHINERY	--	0.5	--	1.2	--	--	--	0.2
55	MOTOR VEHICLES	--	--	--	--	--	--	--	--
56	MOTOR VEHICLE PARTS	--	10.1	--	6.7	--	--	--	--
57	OTHER TRANSPORT EQUIPMENT	--	0.2	--	--	--	--	--	--
58	APPLIANCES & RECEIVERS,HOUSEHOLD	--	--	--	--	--	--	--	--
59	OTHER ELECTRICAL PRODUCTS	--	0.2	--	0.7	--	--	0.8	3.8
60	CEMENT & CONCRETE PRODUCTS	--	--	--	--	--	--	--	--
61	OTHER NON-METALLIC MINERAL PROD.	--	4.8	0.2	0.2	--	0.3	20.5	7.4
62	GASOLINE & FUEL OIL	0.3	3.2	0.6	7.4	0.9	0.8	9.1	1.4
63	OTHER PETROLEUM & COAL PROD.	0.1	1.1	0.1	1.2	--	0.1	4.1	1.0
64	INDUSTRIAL CHEMICALS	3.8	329.5	5.8	70.3	0.2	0.9	12.3	0.2
65	FERTILIZERS	--	--	--	--	--	--	--	--
66	PHARMACEUTICALS	--	--	--	--	--	--	--	--
67	OTHER CHEMICAL PRODUCTS	--	20.3	5.5	34.9	4.6	1.2	11.1	15.8
68	SCIENTIFIC EQUIPMENT	--	0.4	--	--	--	--	--	--
69	OTHER MANUFACTURED PRODUCTS	--	4.4	11.0	66.6	1.6	31.7	5.1	18.6
70	RESIDENTIAL CONSTRUCTION	--	--	--	--	--	--	--	--
71	NON-RESIDENTIAL CONSTRUCTION	--	--	--	--	--	--	--	--
72	REPAIR CONSTRUCTION	2.3	3.6	0.8	4.8	0.6	1.3	14.5	2.3
73	PIPELINE TRANSPORTATION	0.1	1.3	0.2	1.6	0.2	0.1	2.6	0.5
74	TRANSPORTATION & STORAGE	0.7	0.9	0.4	1.7	0.3	1.9	3.0	0.8
75	RADIO & TELEVISION BROADCASTING	--	--	--	--	--	--	--	--
76	TELEPHONE & TELEGRAPH	1.1	7.0	1.9	7.2	1.7	5.6	10.1	4.0
77	POSTAL SERVICES	0.2	1.3	0.6	1.4	0.5	2.6	1.2	1.1
78	ELECTRIC POWER	1.3	14.1	1.8	16.4	2.3	4.0	30.4	4.8
79	OTHER UTILITIES	0.2	2.0	0.2	2.3	0.4	0.4	3.2	0.6
80	WHOLESALE MARGINS	5.9	35.1	11.1	54.0	15.2	64.5	62.4	44.1
81	RETAIL MARGINS	--	0.1	--	0.2	--	0.1	1.2	0.2
82	IMPUTED RENT OWNER OCPD. DWEL.	--	--	--	--	--	--	--	--
83	OTHER FINANCE,INS.,REAL ESTATE	8.6	29.8	10.5	26.8	8.8	35.5	53.6	21.8
84	BUSINESS SERVICES	4.3	18.8	4.3	16.2	2.8	11.5	15.7	7.2
85	EDUCATION SERVICES	--	--	--	--	--	--	--	--
86	HEALTH SERVICES	--	--	--	--	--	--	--	--
87	AMUSEMENT & RECREATION SERVICES	--	--	--	--	--	--	--	--
88	ACCOMMODATION & FOOD SERVICES	--	--	--	--	--	--	--	--
89	OTHER PERSONAL & MISC. SERVICES	1.3	5.7	4.9	4.7	1.8	3.3	20.9	2.9
90	TRANSPORTATION MARGINS	5.2	19.9	5.3	27.4	3.9	10.0	83.0	16.5
91	OPERATING, OFFICE, LAB. & FOOD	7.1	48.2	12.6	56.5	10.5	18.4	148.5	18.2
92	TRAVEL, ADVERTISING & PROMOTION	32.8	49.3	12.9	38.2	7.6	30.9	23.1	21.0
93	NON-COMPETING IMPORTS	--	23.6	--	41.4	0.1	--	--	--
94	UNALLOCATED IMPORTS & EXPORTS	--	--	--	--	--	--	--	--
95	INDIRECT TAXES	3.6	15.0	4.2	21.2	3.5	7.4	34.6	10.6
96	SUBSIDIES	--	-0.6	--	-0.6	-0.1	-0.1	-0.6	-0.2
	GDP AT FACTOR COST	179.7	741.5	172.2	815.5	221.0	692.7	948.1	459.5
	TOTAL	569.3	1604.8	428.2	2065.0	533.6	1720.4	2830.4	1019.8

NOTE: DETAIL MAY NOT ADD DUE TO ROUNDING.

TABLE 17. USE (INPUT) MATRIX (AGGREGATION - M), 1973 (MILLIONS OF 1971 DOLLARS) - CONTINUED

NO.	COMMODITY AGGREGATION - M	PAPER & ALLIED INDUSTRIES	PRINTING & PUBLISHING	PRIMARY METAL INDUSTRIES	METAL FABRICATING INDUSTRIES	MACHINERY INDUSTRIES	TRANS. EQUIPMENT INDUSTRIES	ELECTRICAL PRODUCTS INDUSTRIES	NON-METAL MINERAL PROD. IND.
1	GRAINS.....	--	--	--	--	--	--	--	--
2	LIVE ANIMALS.....	--	--	--	--	--	--	--	--
3	OTHER AGRICULTURAL PRODUCTS.....	--	--	--	--	--	--	--	--
4	FORESTRY PRODUCTS.....	580.0	--	--	--	--	--	--	0.1
5	FISH LANDINGS.....	--	--	--	--	--	--	--	--
6	HUNTING & TRAPPING PRODUCTS.....	--	--	--	--	--	--	--	--
7	IRON ORES & CONCENTRATES.....	--	--	176.4	--	--	--	--	0.2
8	OTHER METAL ORES & CONCENTRATES.....	--	--	1418.2	--	--	0.1	0.4	12.2
9	COAL.....	4.7	--	154.4	0.1	--	1.8	0.2	3.3
10	CRUDE MINERAL OILS.....	--	--	3.6	--	--	--	--	--
11	NATURAL GAS.....	12.2	0.5	12.8	4.5	1.8	4.5	2.1	11.0
12	NON-METALLIC MINERALS.....	20.8	--	24.8	1.8	3.5	1.2	1.4	97.8
13	SERVICES INCIDENTAL TO MINING.....	--	--	--	--	--	--	--	--
14	MEAT PRODUCTS.....	--	--	--	--	--	--	--	--
15	DAIRY PRODUCTS.....	--	--	--	--	--	--	--	0.2
16	FISH PRODUCTS.....	--	--	--	--	--	--	--	--
17	FRUITS & VEGETABLES PREPARATIONS.....	--	--	--	--	--	--	--	--
18	FEEDS.....	--	--	--	--	--	--	--	--
19	FLOUR,WHEAT,MEAL & OTHER CEREALS.....	2.5	--	--	--	--	--	--	--
20	BREAKFAST CEREAL & BAKERY PROD.....	--	--	--	--	--	--	--	--
21	SUGAR.....	--	--	--	--	--	--	--	--
22	MISC. FOOD PRODUCTS.....	2.6	--	--	--	--	--	--	0.8
23	SOFT DRINKS.....	--	--	--	--	--	--	--	--
24	ALCOHOLIC BEVERAGES.....	--	--	--	--	--	--	--	--
25	TOBACCO PROCESSED UNMANUFACTURED.....	--	--	--	--	--	--	--	--
26	CIGARETTES & TOBACCO MFG.....	--	--	--	--	--	--	--	--
27	TIRES & TUBES.....	--	--	--	--	18.3	139.2	--	--
28	OTHER RUBBER PRODUCTS.....	--	--	0.6	1.0	18.0	51.3	35.3	1.4
29	PLASTIC FABRICATED PRODUCTS.....	32.8	0.9	--	7.7	0.5	6.8	20.1	9.6
30	LEATHER & LEATHER PRODUCTS.....	--	0.2	--	--	--	1.0	--	--
31	YARNS & MAN MADE FIBRES.....	0.4	--	--	0.2	--	--	0.8	0.7
32	FABRICS.....	0.9	5.0	--	0.1	0.5	7.8	1.7	1.5
33	OTHER TEXTILE PRODUCTS.....	26.3	0.1	--	0.4	0.1	29.0	0.7	0.4
34	HOSIERY & KNITTED WEAR.....	--	--	--	--	--	--	--	--
35	CLOTHING & ACCESSORIES.....	--	--	--	--	--	--	--	--
36	LUMBER & TIMBER.....	0.4	--	2.5	7.7	2.9	22.6	1.4	0.6
37	VENEER & PLYWOOD.....	--	--	--	--	0.1	12.0	--	--
38	OTHER WOOD FABRICATED MATERIALS.....	223.8	0.1	4.0	3.2	1.3	4.0	5.0	4.0
39	FURNITURE & FIXTURES.....	--	--	--	0.3	--	10.8	3.5	--
40	PULP.....	146.9	--	--	--	--	--	--	--
41	NEWSPRINT & OTHER PAPER STOCK.....	469.6	336.3	1.0	0.2	0.3	2.4	1.1	14.1
42	PAPER PRODUCTS.....	67.9	11.6	4.8	24.2	5.5	14.7	33.6	21.6
43	PRINTING & PUBLISHING.....	5.9	152.7	--	0.3	3.3	--	1.5	0.3
44	ADVERTISING,PRINT MEDIA.....	--	--	--	--	--	--	--	--
45	IRON & STEEL PRODUCTS.....	2.0	--	336.1	846.5	219.2	555.1	123.0	8.6
46	ALUMINUM PRODUCTS.....	22.8	--	189.9	137.7	17.8	84.3	78.2	0.4
47	COPPER & COPPER ALLOY PRODUCTS.....	--	--	207.0	76.1	12.0	39.1	205.8	0.2
48	NICKEL PRODUCTS.....	--	--	15.5	14.6	2.6	8.4	3.9	0.1
49	OTHER NON FERROUS METAL PRODUCTS.....	5.9	4.4	196.4	26.0	6.2	37.9	39.5	3.6
50	BOILERS, TANKS & PLATES.....	--	--	--	19.5	7.2	4.9	8.5	--
51	FABRICATED STRUCTURAL METAL PROD.....	--	--	2.9	139.1	47.5	43.6	14.8	1.9
52	OTHER METAL FABRICATED PRODUCTS.....	24.0	0.1	72.0	385.8	134.7	307.8	127.0	18.0
53	AGRICULTURAL MACHINERY.....	--	--	--	0.1	23.8	--	--	--
54	OTHER INDUSTRIAL MACHINERY.....	0.7	--	27.0	18.2	381.4	129.9	43.3	2.8
55	MOTOR VEHICLES.....	--	--	--	1.1	0.9	9.8	0.2	--
56	MOTOR VEHICLE PARTS.....	--	--	--	7.6	28.6	3153.7	2.4	--
57	OTHER TRANSPORT EQUIPMENT.....	--	--	0.3	--	--	193.6	--	1.4
58	APPLIANCES & RECEIVERS,HOUSEHOLD.....	--	--	0.1	6.6	1.1	68.1	78.0	--
59	OTHER ELECTRICAL PRODUCTS.....	--	--	0.1	7.9	105.7	120.4	550.7	4.1
60	CEMENT & CONCRETE PRODUCTS.....	--	--	--	--	--	--	--	156.3
61	OTHER NON-METALLIC MINERAL PROD.....	13.7	--	62.6	35.2	7.8	106.8	29.2	71.7
62	GASOLINE & FUEL OIL.....	63.7	1.5	21.6	5.9	2.3	7.8	2.6	22.3
63	OTHER PETROLEUM & COAL PROD.....	16.2	1.0	48.2	2.9	1.6	7.4	3.0	7.6
64	INDUSTRIAL CHEMICALS.....	155.2	0.8	35.5	14.3	6.1	6.9	54.5	26.3
65	FERTILIZERS.....	--	--	0.1	--	--	--	--	--
66	PHARMACEUTICALS.....	--	--	--	--	--	--	--	--
67	OTHER CHEMICAL PRODUCTS.....	45.6	30.7	10.3	40.5	9.5	36.9	23.0	9.2
68	SCIENTIFIC EQUIPMENT.....	--	9.9	--	4.3	5.5	37.3	9.4	0.3
69	OTHER MANUFACTURED PRODUCTS.....	3.2	1.7	0.4	2.2	2.5	10.6	4.5	7.9
70	RESIDENTIAL CONSTRUCTION.....	--	--	--	--	--	--	--	--
71	NON-RESIDENTIAL CONSTRUCTION.....	--	--	--	--	--	--	--	--
72	REPAIR CONSTRUCTION.....	17.7	3.7	33.3	11.5	6.8	14.9	7.3	6.4
73	PIPELINE TRANSPORTATION.....	13.5	0.6	14.9	4.5	1.7	4.6	1.7	11.8
74	TRANSPORTATION & STORAGE.....	11.0	2.0	11.1	6.6	2.3	32.3	10.2	2.0
75	RADIO & TELEVISION BROADCASTING.....	--	--	--	--	--	--	--	--
76	TELEPHONE & TELEGRAPH.....	12.2	17.8	13.3	18.9	13.3	25.6	22.0	8.1
77	POSTAL SERVICES.....	1.5	19.4	1.1	3.1	2.7	3.3	3.2	0.9
78	ELECTRIC POWER.....	134.7	8.0	104.9	22.2	10.3	33.5	16.0	34.3
79	OTHER UTILITIES.....	13.6	0.9	12.7	4.0	1.7	5.5	2.3	9.0
80	WHOLESALE MARGINS.....	89.3	24.3	174.5	109.4	79.1	124.2	93.8	22.7
81	RETAIL MARGINS.....	0.7	0.3	0.9	0.9	0.4	0.9	0.6	1.0
82	IMPLIED RENT OWNER OCCPD. DWEL.....	--	--	--	--	--	--	--	--
83	OTHER FINANCE,INS,REAL ESTATE.....	53.1	42.2	39.4	62.3	56.2	64.4	64.8	24.5
84	BUSINESS SERVICES.....	27.9	36.6	36.7	37.8	30.5	242.9	35.7	13.8
85	EDUCATION SERVICES.....	--	--	--	--	--	--	--	--
86	HEALTH SERVICES.....	--	--	--	--	--	--	--	--
87	AMUSEMENT & RECREATION SERVICES.....	--	--	--	--	--	--	--	--
88	ACCOMMODATION & FOOD SERVICES.....	--	--	--	--	--	--	--	--
89	OTHER PERSONAL & MISC. SERVICES.....	34.0	10.4	17.6	21.1	7.7	11.6	10.8	16.7
90	TRANSPORTATION MARGINS.....	151.1	30.5	162.6	75.4	38.6	109.8	41.4	62.1
91	OPERATING, OFFICE, LAB. & FOOD.....	244.9	41.0	252.7	128.0	63.6	230.9	84.4	123.0
92	TRAVEL, ADVERTISING & PROMOTION.....	41.6	78.3	26.5	69.7	55.3	110.0	88.6	26.9
93	NON-COMPETING IMPORTS.....	0.3	--	--	--	--	0.3	--	--
94	UNALLOCATED IMPORTS & EXPORTS.....	--	--	--	--	--	--	--	--
95	INDIRECT TAXES.....	72.8	18.1	58.6	36.4	23.7	49.1	27.9	43.3
96	SUBSIDIES.....	-0.4	-0.1	-0.2	-1.0	-1.5	-4.9	-1.1	-0.5
	GDP AT FACTOR COST.....	1847.8	1110.0	1880.7	1861.2	1028.5	2986.9	1701.5	918.8
	TOTAL.....	4717.9	2002.1	5870.4	4315.9	2500.8	9325.2	3721.1	1852.4

NOTE: DETAIL MAY NOT ADD DUE TO ROUNDING.



TABLE 17. USE (INPUT) MATRIX (AGGREGATION - M), 1973 (MILLIONS OF 1971 DOLLARS) - CONTINUED

NO.	COMMODITY AGGREGATION - M	PETROLEUM & COAL PROD.IND.	CHEMICAL & CHEMICAL PROD. IND.	MISC MANUFAC-TURING	CONSTR. INDUSTRY	TRANS & STORAGE	COMMUNI-CATION	ELEC POWER GAS.OTHER UTILITIES	WHOLESALE TRADE
1	GRAINS	--	--	--	--	--	--	--	4.4
2	LIVE ANIMALS	--	1.2	--	--	--	--	--	0.2
3	OTHER AGRICULTURAL PRODUCTS	--	0.2	0.1	9.4	2.3	--	--	1.0
4	FORESTRY PRODUCTS	--	0.2	--	8.6	--	--	--	4.0
5	FISH LANDINGS	--	--	--	--	--	--	--	--
6	HUNTING & TRAPPING PRODUCTS	--	--	0.1	--	--	--	--	--
7	IRON ORES & CONCENTRATES	--	--	--	--	--	--	--	0.1
8	OTHER METAL ORES & CONCENTRATES	--	5.7	28.1	--	--	--	8.0	0.1
9	COAL	1.2	3.3	--	2.6	1.5	--	96.7	0.2
10	CRUDE MINERAL OILS	1710.7	0.7	--	--	1.7	--	--	--
11	NATURAL GAS	3.6	18.2	0.8	--	15.9	0.1	24.7	2.6
12	NON-METALLIC MINERALS	3.4	54.2	1.0	82.3	3.0	--	--	0.2
13	SERVICES INCIDENTAL TO MINING	--	--	--	364.0	--	--	--	--
14	MEAT PRODUCTS	--	14.2	0.2	--	--	--	--	0.6
15	DAIRY PRODUCTS	--	0.7	--	--	--	--	--	0.3
16	FISH PRODUCTS	--	0.4	--	--	--	--	--	0.1
17	FRUITS & VEGETABLES PREPARATIONS	--	--	--	--	--	--	--	1.3
18	FEEDS	--	2.2	--	--	0.3	--	--	2.2
19	FLOUR,WHEAT,MEAL & OTHER CEREALS	--	0.8	--	--	--	--	--	1.0
20	BREAKFAST CEREAL & BAKERY PROD.	--	--	--	--	--	--	--	--
21	SUGAR	--	1.7	--	--	--	--	--	1.2
22	MISC. FOOD PRODUCTS	--	16.6	1.0	--	--	--	--	3.7
23	SOFT DRINKS	--	--	--	--	--	--	--	--
24	ALCOHOLIC BEVERAGES	--	0.1	--	--	--	--	--	--
25	TOBACCO PROCESSED UNMANUFACTURED	--	--	--	--	--	--	--	--
26	CIGARETTES & TOBACCO MFG.	--	--	--	--	--	--	--	0.1
27	TIRES & TUBES	--	--	0.7	17.8	53.0	--	--	0.5
28	OTHER RUBBER PRODUCTS	--	1.4	3.6	21.5	7.3	--	--	0.4
29	PLASTIC FABRICATED PRODUCTS	0.2	26.6	36.2	168.8	2.8	--	--	20.8
30	LEATHER & LEATHER PRODUCTS	--	--	5.3	0.7	--	--	--	0.2
31	YARNS & MAN MADE FIBRES.	--	0.5	7.3	0.5	--	--	--	0.9
32	FABRICS	--	1.1	25.3	7.3	0.7	--	--	2.2
33	OTHER TEXTILE PRODUCTS	--	2.8	3.9	90.8	6.1	2.4	--	4.7
34	HOSIERY & KNITTED WEAR	--	--	--	--	--	--	--	--
35	CLOTHING & ACCESSORIES	--	0.1	0.8	--	--	--	--	--
36	LUMBER & TIMBER	--	--	6.2	199.8	--	--	--	2.9
37	VENEER & PLYWOOD	--	0.2	5.6	156.1	--	--	--	1.4
38	OTHER WOOD FABRICATED MATERIALS	0.1	1.8	3.6	460.0	--	--	--	11.9
39	FURNITURE & FIXTURES	--	--	0.1	15.7	--	--	--	--
40	PULP	--	7.1	--	--	--	--	--	--
41	NEWSPRINT & OTHER PAPER STOCK	--	1.7	12.2	77.1	0.2	--	--	10.6
42	PAPER PRODUCTS	1.9	75.7	25.6	34.9	4.1	--	--	54.0
43	PRINTING & PUBLISHING	--	7.9	3.2	--	4.5	14.9	1.2	10.9
44	ADVERTISING,PRINT MEDIA	--	--	--	--	--	--	--	--
45	IRON & STEEL PRODUCTS	--	0.8	23.5	479.2	5.6	--	--	5.6
46	ALUMINUM PRODUCTS	--	5.3	16.5	5.8	0.1	--	--	0.7
47	COPPER & COPPER ALLOY PRODUCTS	--	3.9	7.2	33.7	1.0	--	--	0.2
48	NICKEL PRODUCTS	--	0.2	0.8	1.9	--	--	--	--
49	OTHER NON FERROUS METAL PRODUCTS	0.1	29.0	39.3	8.8	0.3	--	--	0.4
50	BOILERS, TANKS & PLATES	--	--	3.2	182.1	2.9	--	--	--
51	FABRICATED STRUCTURAL METAL PROD.	--	0.3	1.5	705.6	0.6	--	--	0.5
52	OTHER METAL FABRICATED PRODUCTS	14.8	39.9	40.0	809.3	1.1	--	--	31.0
53	AGRICULTURAL MACHINERY	--	--	--	--	--	--	--	1.8
54	OTHER INDUSTRIAL MACHINERY	0.4	2.4	0.9	185.3	1.4	--	--	3.4
55	MOTOR VEHICLES	--	--	--	--	--	--	--	--
56	MOTOR VEHICLE PARTS	--	--	0.2	24.7	108.7	--	--	1.1
57	OTHER TRANSPORT EQUIPMENT	--	--	--	--	155.8	--	--	--
58	APPLIANCES & RECEIVERS,HOUSEHOLD	--	0.2	7.6	10.9	--	2.0	--	1.4
59	OTHER ELECTRICAL PRODUCTS	--	--	6.9	696.8	17.9	71.9	--	5.9
60	CEMENT & CONCRETE PRODUCTS	0.5	--	--	705.8	--	--	--	--
61	OTHER NON-METALLIC MINERAL PROD.	--	24.6	12.4	353.6	2.6	--	--	3.6
62	GASOLINE & FUEL OIL	0.9	23.2	1.8	80.4	302.4	5.9	33.6	60.2
63	OTHER PETROLEUM & COAL PROD.	50.3	92.0	1.4	96.5	22.5	0.8	0.8	6.4
64	INDUSTRIAL CHEMICALS	7.4	551.2	47.9	11.2	1.0	1.5	--	7.8
65	FERTILIZERS	--	18.1	--	--	--	--	--	--
66	PHARMACEUTICALS	--	45.9	--	0.3	--	--	--	0.1
67	OTHER CHEMICAL PRODUCTS	89.8	118.0	19.8	140.8	7.5	0.2	--	3.1
68	SCIENTIFIC EQUIPMENT	--	1.8	75.6	29.7	2.8	--	--	1.3
69	OTHER MANUFACTURED PRODUCTS	30.1	20.9	43.8	80.7	3.1	0.5	--	3.9
70	RESIDENTIAL CONSTRUCTION	--	--	--	--	--	--	--	--
71	NON-RESIDENTIAL CONSTRUCTION	--	--	--	--	--	--	--	--
72	REPAIR CONSTRUCTION	61.1	17.0	3.2	11.1	236.8	66.0	124.1	7.4
73	PIPELINE TRANSPORTATION	186.2	20.8	0.7	0.4	143.1	0.1	22.2	3.3
74	TRANSPORTATION & STORAGE	3.8	6.9	1.5	155.6	885.1	77.9	3.4	172.4
75	RADIO & TELEVISION BROADCASTING	--	--	--	--	--	16.9	--	--
76	TELEPHONE & TELEGRAPH	4.8	21.3	9.0	30.7	112.7	59.0	6.8	124.8
77	POSTAL SERVICES	1.3	5.8	3.5	2.7	7.5	24.6	4.0	43.0
78	ELECTRIC POWER	19.4	69.4	6.6	9.8	49.1	11.1	27.6	47.9
79	OTHER UTILITIES	0.9	16.9	0.8	0.5	3.5	0.3	0.1	2.4
80	WHOLESALE MARGINS	8.3	68.7	33.4	761.2	143.4	9.9	6.2	121.3
81	RETAIL MARGINS	--	0.7	0.2	88.3	10.4	25.2	0.4	6.1
82	IMPUTED RENT OWNER OCPD. DWEL.	--	--	--	--	--	--	--	--
83	OTHER FINANCE,INS,REAL ESTATE	38.9	83.3	49.0	238.6	218.8	42.5	61.4	353.3
84	BUSINESS SERVICES	28.7	61.2	21.3	708.4	77.9	51.7	22.0	143.2
85	EDUCATION SERVICES	--	--	--	--	--	--	--	--
86	HEALTH SERVICES	--	--	--	--	--	--	--	--
87	AMUSEMENT & RECREATION SERVICES	--	--	--	--	--	59.2	--	--
88	ACCOMMODATION & FOOD SERVICES	--	--	--	--	39.5	--	--	--
89	OTHER PERSONAL & MISC. SERVICES	5.4	36.7	8.3	292.8	256.0	17.0	18.8	59.3
90	TRANSPORTATION MARGINS	16.0	82.1	18.5	318.4	34.2	2.5	7.3	15.2
91	OPERATING, OFFICE, LAB. & FOOD	41.7	145.6	35.0	371.3	460.9	94.2	30.5	230.0
92	TRAVEL, ADVERTISING & PROMOTION	34.5	187.5	70.0	89.3	100.2	46.3	13.9	375.9
93	NON-COMPETING IMPORTS	0.1	0.9	1.1	--	--	--	--	--
94	UNALLOCATED IMPORTS & EXPORTS	--	--	--	--	--	--	--	--
95	INDIRECT TAXES	17.3	50.2	17.5	978.6	468.5	117.5	84.7	183.7
96	SUBSIDIES	-1.2	-2.9	-0.3	--	-92.0	-217.8	-33.7	-111.5
	GDP AT FACTOR COST	329.0	1355.0	643.6	7558.7	5244.6	2714.9	2410.4	4792.0
	TOTAL	2711.6	3449.9	1443.9	17977.0	9140.7	3328.7	2975.3	6853.1

NOTE: DETAIL MAY NOT ADD DUE TO ROUNDING.

TABLE 17. USE (INPUT) MATRIX (AGGREGATION - M), 1973 (MILLIONS OF 1971 DOLLARS) - CONTINUED

NO.	COMMODITY AGGREGATION - M	RETAIL TRADE	OWNER OCCUPIED DWELLINGS	FINANCE, INS. & REAL EST.	EDUCATION & HEALTH SERVICES	AMUSEMENT RECREATION SERVICES	SERVICE TO BUSINESS MANAGEMENT	ACCOMMODATION, FOOD SERVICES	PERSONAL & MISC. SERVICES
1	GRAINS.....	--	--	--	--	--	--	--	--
2	LIVE ANIMALS.....	187.2	--	--	--	--	--	--	--
3	OTHER AGRICULTURAL PRODUCTS.....	--	--	--	--	0.6	--	67.5	1.6
4	FORESTRY PRODUCTS.....	--	--	--	--	--	--	--	--
5	FISH LANDINGS.....	--	--	--	--	--	--	6.4	--
6	HUNTING & TRAPPING PRODUCTS.....	--	--	--	--	--	--	--	--
7	IRON ORES & CONCENTRATES.....	--	--	--	--	--	--	--	--
8	OTHER METAL ORES & CONCENTRATES.....	--	--	--	0.4	--	--	--	--
9	COAL.....	--	--	--	1.1	--	--	--	--
10	CRUDE MINERAL OILS.....	--	--	--	--	--	--	--	--
11	NATURAL GAS.....	8.0	--	5.4	1.0	--	0.1	3.0	0.1
12	NON-METALLIC MINERALS.....	--	--	--	--	--	--	0.6	--
13	SERVICES INCIDENTAL TO MINING.....	--	--	--	--	--	--	--	--
14	MEAT PRODUCTS.....	1.8	--	--	--	--	--	347.3	--
15	DAIRY PRODUCTS.....	--	--	--	--	--	--	137.0	--
16	FISH PRODUCTS.....	--	--	--	--	--	--	39.8	--
17	FRUITS & VEGETABLES PREPARATIONS.....	--	--	--	--	--	--	54.7	--
18	FEEDS.....	--	--	--	--	0.2	--	--	--
19	FLOUR,WHEAT,MEAL & OTHER CEREALS.....	--	--	--	--	--	--	8.8	--
20	BREAKFAST CEREAL & BAKERY PROD.....	--	--	--	--	--	--	68.7	--
21	SUGAR.....	--	--	--	--	--	--	13.6	--
22	MISC. FOOD PRODUCTS.....	--	--	--	--	--	--	32.6	1.4
23	SOFT DRINKS.....	--	--	--	--	--	--	19.5	--
24	ALCOHOLIC BEVERAGES.....	--	--	--	--	--	--	--	--
25	TOBACCO PROCESSED UNMANUFACTURED.....	--	--	--	--	--	--	--	--
26	CIGARETTES & TOBACCO MFG.....	--	--	--	--	--	--	--	--
27	TIRES & TUBES.....	4.0	--	--	--	--	--	--	--
28	OTHER RUBBER PRODUCTS.....	6.0	--	--	0.3	--	--	--	2.6
29	PLASTIC FABRICATED PRODUCTS.....	9.8	--	--	--	--	--	4.1	0.2
30	LEATHER & LEATHER PRODUCTS.....	--	--	--	--	0.6	--	--	2.3
31	YARNS & MAN MADE FIBRES.....	--	--	--	--	--	--	--	2.5
32	FABRICS.....	0.9	--	--	0.2	0.5	--	4.3	9.9
33	OTHER TEXTILE PRODUCTS.....	1.1	--	--	10.0	0.2	0.4	37.0	1.0
34	HOSIERY & KNITTED WEAR.....	--	--	--	--	--	--	--	--
35	CLOTHING & ACCESSORIES.....	11.7	--	--	--	--	--	3.3	--
36	LUMBER & TIMBER.....	--	--	--	--	--	0.2	--	--
37	VENEER & PLYWOOD.....	--	--	--	--	--	--	--	--
38	OTHER WOOD FABRICATED MATERIALS.....	4.2	--	--	--	0.4	--	--	18.7
39	FURNITURE & FIXTURES.....	--	--	--	0.1	--	--	1.6	--
40	PULP.....	--	--	--	--	--	--	--	--
41	NEWSPRINT & OTHER PAPER STOCK.....	11.8	--	--	0.2	--	2.5	--	0.4
42	PAPER PRODUCTS.....	135.6	--	--	--	--	0.9	60.8	3.3
43	PRINTING & PUBLISHING.....	9.0	--	27.0	5.8	2.0	2.7	--	--
44	ADVERTISING,PRINT MEDIA.....	--	--	--	--	--	--	--	--
45	IRON & STEEL PRODUCTS.....	--	--	--	--	--	--	--	--
46	ALUMINUM PRODUCTS.....	--	--	--	--	--	--	--	--
47	COPPER & COPPER ALLOY PRODUCTS.....	--	--	--	--	--	--	--	--
48	NICKEL PRODUCTS.....	--	--	--	--	--	--	--	--
49	OTHER NON FERROUS METAL PRODUCTS.....	--	--	--	--	--	--	--	3.4
50	BOILERS, TANKS & PLATES.....	--	--	--	--	--	--	--	--
51	FABRICATED STRUCTURAL METAL PROD.....	--	--	--	--	--	--	--	--
52	OTHER METAL FABRICATED PRODUCTS.....	14.1	--	--	--	2.1	--	0.6	4.5
53	AGRICULTURAL MACHINERY.....	--	--	--	--	--	--	--	--
54	OTHER INDUSTRIAL MACHINERY.....	--	--	--	--	--	--	0.1	--
55	MOTOR VEHICLES.....	--	--	--	--	--	--	--	--
56	MOTOR VEHICLE PARTS.....	--	--	--	--	--	--	--	--
57	OTHER TRANSPORT EQUIPMENT.....	--	--	--	--	--	--	--	--
58	APPLIANCES & RECEIVERS,HOUSEHOLD.....	--	--	--	0.2	--	--	--	0.4
59	OTHER ELECTRICAL PRODUCTS.....	--	--	--	0.3	--	--	--	0.1
60	CEMENT & CONCRETE PRODUCTS.....	--	--	--	--	--	--	--	--
61	OTHER NON-METALLIC MINERAL PROD.....	1.8	--	--	0.3	0.1	--	8.3	--
62	GASOLINE & FUEL OIL.....	53.6	--	23.2	9.2	3.1	10.3	23.4	12.9
63	OTHER PETROLEUM & COAL PROD.....	3.0	--	0.4	1.1	0.1	0.7	1.2	3.7
64	INDUSTRIAL CHEMICALS.....	9.7	--	--	2.4	0.2	--	0.1	14.3
65	FERTILIZERS.....	--	--	--	--	--	--	0.1	--
66	PHARMACEUTICALS.....	--	--	--	16.2	--	--	--	--
67	OTHER CHEMICAL PRODUCTS.....	--	--	--	0.5	--	0.4	1.6	48.4
68	SCIENTIFIC EQUIPMENT.....	0.5	--	--	37.9	14.2	2.1	--	20.2
69	OTHER MANUFACTURED PRODUCTS.....	5.0	--	--	6.5	13.7	0.8	3.0	1.8
70	RESIDENTIAL CONSTRUCTION.....	--	--	--	--	--	--	--	--
71	NON-RESIDENTIAL CONSTRUCTION.....	--	--	--	--	--	--	--	--
72	REPAIR CONSTRUCTION.....	44.2	917.3	414.1	3.0	5.2	1.4	14.0	1.2
73	PIPELINE TRANSPORTATION.....	14.7	--	8.6	1.0	0.1	0.1	3.4	0.1
74	TRANSPORTATION & STORAGE.....	97.3	--	3.3	5.1	4.5	8.0	11.6	5.7
75	RADIO & TELEVISION BROADCASTING.....	--	--	--	--	--	--	3.2	--
76	TELEPHONE & TELEGRAPH.....	108.0	--	214.4	61.6	6.0	71.8	36.2	9.6
77	POSTAL SERVICES.....	121.4	--	59.9	9.2	1.1	13.3	1.1	1.4
78	ELECTRIC POWER.....	184.7	--	69.7	5.5	11.9	8.3	45.1	13.1
79	OTHER UTILITIES.....	21.0	--	17.5	1.7	0.1	0.2	5.4	0.4
80	WHOLESALE MARGINS.....	33.2	--	7.4	12.7	4.1	4.1	64.9	17.8
81	RETAIL MARGINS.....	9.5	--	4.7	13.1	22.5	4.6	14.3	6.2
82	IMPUTED RENT OWNER OCPD. DWEL.....	--	--	--	--	--	--	--	--
83	OTHER FINANCE,INS,REAL ESTATE.....	699.2	57.5	1278.1	89.3	90.1	210.2	196.4	60.4
84	BUSINESS SERVICES.....	112.4	--	335.2	31.2	12.3	184.3	41.7	8.6
85	EDUCATION SERVICES.....	--	--	--	--	--	--	--	--
86	HEALTH SERVICES.....	--	--	7.1	0.5	--	--	--	--
87	AMUSEMENT & RECREATION SERVICES.....	--	--	--	0.2	63.3	3.5	33.9	--
88	ACCOMMODATION & FOOD SERVICES.....	--	--	--	--	--	--	4.5	--
89	OTHER PERSONAL & MISC. SERVICES.....	60.8	--	84.8	36.7	19.6	72.6	39.7	19.2
90	TRANSPORTATION MARGINS.....	14.7	--	2.3	3.6	1.0	1.2	29.4	7.2
91	OPERATING, OFFICE, LAB. & FOOD.....	278.7	--	581.9	150.4	74.1	348.2	177.8	93.3
92	TRAVEL, ADVERTISING & PROMOTION.....	364.5	--	327.7	25.1	56.5	144.9	89.2	22.9
93	NON-COMPETING IMPORTS.....	2.3	--	--	--	--	--	7.7	--
94	UNALLOCATED IMPORTS & EXPORTS.....	--	--	--	--	--	--	--	--
95	INDIRECT TAXES.....	285.6	1594.0	1484.9	24.6	25.2	43.1	125.2	36.8
96	SUBSIDIES.....	-1.7	-80.7	-91.4	--	--	--	--	--
	GDP AT FACTOR COST.....	6740.3	3473.2	7188.0	1835.2	450.6	2997.7	2401.3	832.6
	TOTAL.....	9669.7	5961.2	12053.9	2403.3	886.5	4138.8	4295.2	1289.9

NOTE: DETAIL MAY NOT ADD DUE TO ROUNDING.

TABLE 17. USE (INPUT) MATRIX (AGGREGATION - M), 1973 (MILLIONS OF 1971 DOLLARS) - CONCLUDED

NO.	COMMODITY AGGREGATION - M	TRANS. MARGINS	OPERATING OFFICE LAB & FOOD	TRAVEL PROMOTION, ADVTG.	TOTAL INDUSTRIES
1	GRAINS .....	--	--	--	395.7
2	LIVE ANIMALS .....	--	2.5	--	1683.3
3	OTHER AGRICULTURAL PRODUCTS .....	--	35.5	--	1322.5
4	FORESTRY PRODUCTS .....	--	--	--	1724.1
5	FISH LANDINGS .....	--	1.6	--	185.4
6	HUNTING & TRAPPING PRODUCTS .....	--	--	--	18.0
7	IRON ORES & CONCENTRATES .....	--	--	--	177.1
8	OTHER METAL ORES & CONCENTRATES .....	--	--	--	1481.4
9	COAL .....	--	--	--	273.6
10	CRUDE MINERAL OILS .....	--	--	--	1716.9
11	NATURAL GAS .....	--	--	--	156.5
12	NON-METALLIC MINERALS .....	--	0.2	--	332.8
13	SERVICES INCIDENTAL TO MINING .....	--	--	--	586.9
14	MEAT PRODUCTS .....	--	91.9	--	1039.2
15	DAIRY PRODUCTS .....	--	51.3	--	393.6
16	FISH PRODUCTS .....	--	4.2	--	79.6
17	FRUITS & VEGETABLES PREPARATIONS .....	--	25.2	--	161.2
18	FEEDS .....	--	--	--	678.1
19	FLOUR,WHEAT,MEAL & OTHER CEREALS .....	--	4.0	--	121.2
20	BREAKFAST CEREAL & BAKERY PROD. ....	--	34.2	--	109.5
21	SUGAR .....	--	5.1	--	163.6
22	MISC. FOOD PRODUCTS .....	--	19.2	--	400.7
23	SOFT DRINKS .....	--	12.5	--	87.0
24	ALCOHOLIC BEVERAGES .....	--	--	28.0	60.9
25	TOBACCO PROCESSED UNMANUFACTURED ..	--	--	--	132.4
26	CIGARETTES & TOBACCO MFG. ....	--	--	--	2.1
27	TIRES & TUBES .....	--	184.5	2.1	439.3
28	OTHER RUBBER PRODUCTS .....	--	34.8	0.9	275.8
29	PLASTIC FABRICATED PRODUCTS .....	--	126.9	--	648.9
30	LEATHER & LEATHER PRODUCTS .....	--	9.9	--	103.7
31	YARNS & MAN MADE FIBRES .....	--	--	--	612.2
32	FABRICS .....	--	--	--	984.6
33	OTHER TEXTILE PRODUCTS .....	--	36.9	--	410.7
34	HOSIERY & KNITTED WEAR .....	--	--	--	1.7
35	CLOTHING & ACCESSORIES .....	--	24.6	--	214.6
36	LUMBER & TIMBER .....	--	3.9	--	452.7
37	VENEER & PLYWOOD .....	--	--	--	273.8
38	OTHER WOOD FABRICATED MATERIALS .....	--	0.6	--	851.8
39	FURNITURE & FIXTURES .....	--	--	--	69.0
40	PULP .....	--	--	--	163.3
41	NEWSPRINT & OTHER PAPER STOCK .....	--	12.0	--	1001.0
42	PAPER PRODUCTS .....	--	295.8	1.9	1310.9
43	PRINTING & PUBLISHING .....	--	432.8	227.7	950.3
44	ADVERTISING,PRINT MEDIA .....	--	--	617.9	617.9
45	IRON & STEEL PRODUCTS .....	--	12.3	--	2713.1
46	ALUMINUM PRODUCTS .....	--	--	--	568.9
47	COPPER & COPPER ALLOY PRODUCTS .....	--	4.2	--	590.4
48	NICKEL PRODUCTS .....	--	--	--	48.0
49	OTHER NON FERROUS METAL PRODUCTS .....	--	5.6	--	413.9
50	BOILERS, TANKS & PLATES .....	--	8.6	--	236.9
51	FABRICATED STRUCTURAL METAL PROD .....	--	--	--	972.3
52	OTHER METAL FABRICATED PRODUCTS .....	--	485.0	--	2885.0
53	AGRICULTURAL MACHINERY .....	--	6.5	--	86.0
54	OTHER INDUSTRIAL MACHINERY .....	--	1004.7	--	1879.9
55	MOTOR VEHICLES .....	--	--	--	12.0
56	MOTOR VEHICLE PARTS .....	--	405.4	30.1	3779.3
57	OTHER TRANSPORT EQUIPMENT .....	--	1.4	--	377.4
58	APPLIANCES & RECEIVERS,HOUSEHOLD .....	--	8.1	--	184.7
59	OTHER ELECTRICAL PRODUCTS .....	--	314.5	4.2	1925.0
60	CEMENT & CONCRETE PRODUCTS .....	--	--	--	867.2
61	OTHER NON-METALLIC MINERAL PROD .....	--	40.0	--	933.1
62	GASOLINE & FUEL OIL .....	--	--	61.9	1145.6
63	OTHER PETROLEUM & COAL PROD .....	--	7.0	2.4	441.2
64	INDUSTRIAL CHEMICALS .....	--	105.7	--	1617.9
65	FERTILIZERS .....	--	5.0	--	97.4
66	PHARMACEUTICALS .....	--	11.8	--	103.6
67	OTHER CHEMICAL PRODUCTS .....	--	214.2	2.3	1155.8
68	SCIENTIFIC EQUIPMENT .....	--	176.4	--	439.1
69	OTHER MANUFACTURED PRODUCTS .....	--	60.2	53.4	503.4
70	RESIDENTIAL CONSTRUCTION .....	--	--	--	--
71	NON-RESIDENTIAL CONSTRUCTION .....	--	--	--	--
72	REPAIR CONSTRUCTION .....	--	--	--	2383.2
73	PIPELINE TRANSPORTATION .....	--	--	0.1	484.2
74	TRANSPORTATION & STORAGE .....	3818.4	--	587.6	6254.0
75	RADIO & TELEVISION BROADCASTING .....	--	--	327.2	347.3
76	TELEPHONE & TELEGRAPH .....	--	--	--	1121.4
77	POSTAL SERVICES .....	--	--	--	352.8
78	ELECTRIC POWER .....	--	--	--	1271.9
79	OTHER UTILITIES .....	--	--	--	154.4
80	WHOLESALE MARGINS .....	--	858.9	50.9	3664.9
81	RETAIL MARGINS .....	--	269.8	42.9	375.9
82	IMPUTED RENT OWNER OCPD DWEL .....	--	--	--	--
83	OTHER FINANCE,INS.,REAL ESTATE .....	--	--	--	5383.2
84	BUSINESS SERVICES .....	--	--	332.0	2996.2
85	EDUCATION SERVICES .....	--	--	--	--
86	HEALTH SERVICES .....	--	--	--	7.6
87	AMUSEMENT & RECREATION SERVICES .....	--	--	44.6	204.8
88	ACCOMMODATION & FOOD SERVICES .....	--	--	646.3	690.3
89	OTHER PERSONAL & MISC. SERVICES .....	--	1143.4	79.4	2588.1
90	TRANSPORTATION MARGINS .....	--	173.4	15.3	1936.5
91	OPERATING, OFFICE, LAB & FOOD .....	--	--	--	5785.3
92	TRAVEL, ADVERTISING & PROMOTION .....	--	--	--	3045.4
93	NON-COMPETING IMPORTS .....	--	3.5	--	279.6
94	UNALLOCATED IMPORTS & EXPORTS .....	--	145.7	161.3	307.0
95	INDIRECT TAXES .....	--	605.1	227.5	7413.4
96	SUBSIDIES .....	--	--	--	-863.5
	GDP AT FACTOR COST .....	--	--	--	78965.6
	TOTAL .....	3818.4	7526.2	3548.1	172192.4

NOTE: DETAIL MAY NOT ADD DUE TO ROUNDING.

TABLE 18. FINAL DEMAND MATRIX (AGGREGATION - M), 1973 (MILLIONS OF 1971 DOLLARS)

NO.	COMMODITY AGGREGATION - M	CE, AUTOS REPAIRS & PARTS	CE, OTHER DURABLE	CE, CLOTHING & FOOTWEAR	CE, OTHER SEMI- DURABLE	CE, FOOD, BEVERAGE & TOBACCO	CE, FUEL & ELECTRICITY	CE, GAS, OIL & GREASE	CE, OTHER NON DURABLE
1	GRAINS	..	..	..	..	..	..	..	..
2	LIVE ANIMALS	..	..	..	10.0	68.6	..	..	..
3	OTHER AGRICULTURAL PRODUCTS	..	..	..	..	575.8	..	..	92.2
4	FORESTRY PRODUCTS	..	..	..	..	..	36.4	..	..
5	FISH LANDINGS	..	..	..	..	10.4	..	..	..
6	HUNTING & TRAPPING PRODUCTS	..	..	..	..	..	..	..	..
7	IRON ORES & CONCENTRATES	..	..	..	..	..	..	..	..
8	OTHER METAL ORES & CONCENTRATES	..	..	..	..	..	..	..	..
9	COAL	..	..	..	..	..	3.8	..	..
10	CRUDE MINERAL OILS	..	..	..	..	..	..	..	..
11	NATURAL GAS	..	..	..	..	..	49.1	..	..
12	NON-METALLIC MINERALS	..	..	..	1.4	6.6	..	..	2.0
13	SERVICES INCIDENTAL TO MINING	..	..	..	..	..	..	..	..
14	MEAT PRODUCTS	..	..	..	..	1845.0	..	..	..
15	DAIRY PRODUCTS	..	..	..	..	1042.5	..	..	..
16	FISH PRODUCTS	..	..	..	..	92.8	..	..	..
17	FRUITS & VEGETABLES PREPARATIONS	..	..	..	..	685.1	..	..	..
18	FEEDS	..	..	..	..	83.3	..	..	..
19	FLOUR,WHEAT,MEAL & OTHER CEREALS	..	..	..	..	33.6	..	..	..
20	BREAKFAST CEREAL & BAKERY PROD.	..	..	..	..	684.4	..	..	..
21	SUGAR	..	..	..	..	69.8	..	..	..
22	MISC. FOOD PRODUCTS	..	..	..	..	866.2	..	..	..
23	SOFT DRINKS	..	..	..	..	339.1	..	..	..
24	ALCOHOLIC BEVERAGES	..	..	..	..	809.7	..	..	..
25	TOBACCO PROCESSED UNMANUFACTURED	..	..	..	..	..	..	..	..
26	CIGARETTES & TOBACCO MFG.	..	..	..	..	434.9	..	..	..
27	TIRES & TUBES	138.7	..	..	..	..	..	..	..
28	OTHER RUBBER PRODUCTS	2.2	3.1	50.1	12.3	..	..	..	2.8
29	PLASTIC FABRICATED PRODUCTS	..	2.1	..	50.3	..	..	..	30.2
30	LEATHER & LEATHER PRODUCTS	..	..	373.3	48.2	..	..	..	..
31	YARNS & MAN MADE FIBRES	..	..	..	34.0	..	..	..	..
32	FABRICS	..	..	..	144.9	..	..	..	..
33	OTHER TEXTILE PRODUCTS	..	273.3	..	193.2	..	..	..	52.2
34	HOSIERY & KNITTED WEAR	..	..	662.5	..	..	..	..	..
35	CLOTHING & ACCESSORIES	..	..	1449.0	..	..	..	..	..
36	LUMBER & TIMBER	..	..	..	18.3	..	..	..	..
37	VENEER & PLYWOOD	..	..	..	15.9	..	..	..	..
38	OTHER WOOD FABRICATED MATERIALS	..	20.9	..	4.0	..	0.4	..	..
39	FURNITURE & FIXTURES	..	705.3	..	28.0	..	..	..	..
40	PULP	..	..	..	..	..	..	..	..
41	NEWSPRINT & OTHER PAPER STOCK	..	..	..	2.3	..	..	..	1.2
42	PAPER PRODUCTS	..	..	..	19.7	0.2	..	..	263.9
43	PRINTING & PUBLISHING	..	..	..	523.4	..	..	..	..
44	ADVERTISING,PRINT MEDIA	..	..	..	..	..	..	..	..
45	IRON & STEEL PRODUCTS	..	..	..	..	..	..	..	..
46	ALUMINUM PRODUCTS	..	..	..	..	..	..	..	..
47	COPPER & COPPER ALLOY PRODUCTS	..	..	..	..	..	..	..	..
48	NICKEL PRODUCTS	..	..	..	..	..	..	..	..
49	OTHER NON FERROUS METAL PRODUCTS	..	..	..	2.2	..	..	..	..
50	BOILERS, TANKS & PLATES	..	..	..	..	..	..	..	..
51	FABRICATED STRUCTURAL METAL PROD	..	..	..	1.3	..	..	..	..
52	OTHER METAL FABRICATED PRODUCTS	..	37.9	..	179.2	..	..	..	13.7
53	AGRICULTURAL MACHINERY	..	19.0	..	..	..	..	..	..
54	OTHER INDUSTRIAL MACHINERY	..	50.4	..	30.3	..	..	..	..
55	MOTOR VEHICLES	2484.7	250.6	..	..	..	..	..	..
56	MOTOR VEHICLE PARTS	216.2	..	..	..	..	..	..	..
57	OTHER TRANSPORT EQUIPMENT	..	158.3	..	..	..	..	..	..
58	APPLIANCES & RECEIVERS,HOUSEHOLD	..	1238.0	..	..	..	..	..	..
59	OTHER ELECTRICAL PRODUCTS	19.3	42.7	..	90.3	..	..	..	..
60	CEMENT & CONCRETE PRODUCTS	..	..	..	4.6	..	..	..	..
61	OTHER NON-METALLIC MINERAL PROD	..	..	..	120.7	..	..	..	..
62	GASOLINE & FUEL OIL	..	..	..	..	..	395.1	504.9	..
63	OTHER PETROLEUM & COAL PROD	..	..	..	0.4	..	20.2	35.3	1.9
64	INDUSTRIAL CHEMICALS	..	1.1	..	0.6	0.1	..	..	2.8
65	FERTILIZERS	..	..	..	..	..	..	..	2.9
66	PHARMACEUTICALS	..	..	..	..	..	..	..	327.2
67	OTHER CHEMICAL PRODUCTS	..	24.4	..	54.0	14.8	..	10.9	488.6
68	SCIENTIFIC EQUIPMENT	..	180.6	..	60.9	..	..	..	47.8
69	OTHER MANUFACTURED PRODUCTS	..	432.2	..	217.6	0.6	..	..	27.8
70	RESIDENTIAL CONSTRUCTION	..	..	..	..	..	..	..	..
71	NON-RESIDENTIAL CONSTRUCTION	..	..	..	..	..	..	..	..
72	REPAIR CONSTRUCTION	..	..	..	..	..	..	..	..
73	PIPELINE TRANSPORTATION	..	..	..	..	..	56.2	1.5	..
74	TRANSPORTATION & STORAGE	..	..	..	..	..	..	..	..
75	RADIO & TELEVISION BROADCASTING	..	..	..	..	..	..	..	..
76	TELEPHONE & TELEGRAPH	..	..	..	..	..	..	..	..
77	POSTAL SERVICES	..	..	..	..	..	..	..	..
78	ELECTRIC POWER	..	..	..	..	..	844.4	..	..
79	OTHER UTILITIES	..	..	..	..	..	211.4	..	..
80	WHOLESALE MARGINS	456.0	325.2	162.6	207.0	497.9	311.0	234.8	161.4
81	RETAIL MARGINS	811.5	1137.4	1486.4	699.0	1973.9	9.1	371.2	605.2
82	IMPUTED RENT OWNER OCPD, DWEL	..	..	..	..	..	..	..	..
83	OTHER FINANCE,INS,REAL ESTATE	..	..	..	..	..	..	..	..
84	BUSINESS SERVICES	..	..	..	..	..	..	..	..
85	EDUCATION SERVICES	..	..	..	..	..	..	..	..
86	HEALTH SERVICES	..	..	..	..	..	..	..	..
87	AMUSEMENT & RECREATION SERVICES	..	..	..	..	..	..	..	..
88	ACCOMMODATION & FOOD SERVICES	..	..	..	..	..	..	..	..
89	OTHER PERSONAL & MISC. SERVICES	653.1	137.1	38.0	24.9	..	..	..	..
90	TRANSPORTATION MARGINS	66.1	90.5	92.6	69.0	246.9	26.8	46.5	48.1
91	OPERATING, OFFICE, LAB. & FOOD	..	..	..	..	..	..	..	..
92	TRAVEL, ADVERTISING & PROMOTION	..	..	..	..	..	..	..	..
93	NON-COMPETING IMPORTS	..	..	..	..	108.9	..	..	..
94	UNALLOCATED IMPORTS & EXPORTS	..	..	..	..	..	..	..	..
95	INDIRECT TAXES	541.2	698.5	483.2	293.2	2389.4	70.6	693.9	226.8
96	SUBSIDIES	..	..	..	..	..	..	..	..
97	WAGES & SALARIES	..	..	..	..	..	..	..	..
98	SUPPLEMENTARY LABOUR INCOME	..	..	..	..	..	..	..	..
99	NET INCOME,UNINC BUSINESS	..	..	..	..	..	..	..	..
100	OTHER OPERATING SURPLUS	..	..	..	..	..	..	..	..
	TOTAL	5389.1	5828.6	4797.7	3161.1	12900.7	2034.6	1899.0	2398.8

NOTE: DETAIL MAY NOT ADD DUE TO ROUNDING AND SUPPRESSION OF CONFIDENTIAL COMMODITIES.

TABLE 18. FINAL DEMAND MATRIX (AGGREGATION - M), 1973 (MILLIONS OF 1971 DOLLARS) - CONTINUED

NO.	COMMODITY AGGREGATION - M	CE. GROSS RENT	CE. MEDICAL & HOSPITAL	CE. TRANSPRT & COMMUNICAT	CE. EXP RESTAURANT & HOTELS	CE. NET EXPEND. ABROAD	CE. OTHER SERVICES	CON MANU-FACTURING	CON MINING QUARRYING OIL WELLS
1	GRAINS	..	..	..	..	..	..	..	..
2	LIVE ANIMALS	..	..	..	..	..	..	..	..
3	OTHER AGRICULTURAL PRODUCTS	..	20.9	..	..	..	..	..	..
4	FORESTRY PRODUCTS	..	..	..	..	..	..	..	..
5	FISH LANDINGS	..	..	..	..	..	..	..	..
6	HUNTING & TRAPPING PRODUCTS	..	..	..	..	..	..	..	..
7	IRON ORES & CONCENTRATES	..	..	..	..	..	..	..	..
8	OTHER METAL ORES & CONCENTRATES	..	..	..	..	..	..	..	..
9	COAL	..	..	..	..	..	0.5	..	..
10	CRUDE MINERAL OILS	..	..	..	..	..	..	..	..
11	NATURAL GAS	..	..	..	..	..	4.6	..	..
12	NON-METALLIC MINERALS	..	..	..	..	..	..	..	..
13	SERVICES INCIDENTAL TO MINING	..	..	..	..	..	..	..	..
14	MEAT PRODUCTS	..	..	..	..	..	..	..	..
15	DAIRY PRODUCTS	..	..	..	..	..	..	..	..
16	FISH PRODUCTS	..	..	..	..	..	..	..	..
17	FRUITS & VEGETABLES PREPARATIONS	..	..	..	..	..	..	..	..
18	FEEDS	..	..	..	..	..	..	..	..
19	FLOUR,WHEAT,MEAL & OTHER CEREALS	..	..	..	..	..	..	..	..
20	BREAKFAST CEREAL & BAKERY PROD.	..	..	..	..	..	..	..	..
21	SUGAR	..	..	..	..	..	..	..	..
22	MISC. FOOD PRODUCTS	..	..	..	..	..	..	..	..
23	SOFT DRINKS	..	..	..	..	..	..	..	..
24	ALCOHOLIC BEVERAGES	..	..	..	..	..	..	..	..
25	TOBACCO PROCESSED UNMANUFACTURED	..	..	..	..	..	..	..	..
26	CIGARETTES & TOBACCO MFG	..	..	..	..	..	..	..	..
27	TIRES & TUBES	..	..	..	..	..	..	..	..
28	OTHER RUBBER PRODUCTS	..	..	..	..	..	..	..	..
29	PLASTIC FABRICATED PRODUCTS	..	..	..	..	..	..	..	..
30	LEATHER & LEATHER PRODUCTS	..	..	..	..	..	..	..	..
31	YARNS & MAN MADE FIBRES	..	..	..	..	..	..	..	..
32	FABRICS	..	..	..	..	..	..	..	..
33	OTHER TEXTILE PRODUCTS	..	..	..	..	..	6.5	..	..
34	HOSIERY & KNITTED WEAR	..	..	..	..	..	..	..	..
35	CLOTHING & ACCESSORIES	..	..	..	..	..	..	..	..
36	LUMBER & TIMBER	..	..	..	..	..	..	..	..
37	VENEER & PLYWOOD	..	..	..	..	..	..	..	..
38	OTHER WOOD FABRICATED MATERIALS	..	..	..	..	..	..	..	..
39	FURNITURE & FIXTURES	..	..	..	..	..	..	..	..
40	PULP	..	..	..	..	..	..	..	..
41	NEWSPRINT & OTHER PAPER STOCK	..	..	..	..	..	..	..	..
42	PAPER PRODUCTS	..	..	..	..	..	..	..	..
43	PRINTING & PUBLISHING	..	..	..	..	..	29.9	..	..
44	ADVERTISING,PRINT MEDIA	..	..	..	..	..	..	..	..
45	IRON & STEEL PRODUCTS	..	..	..	..	..	..	..	..
46	ALUMINUM PRODUCTS	..	..	..	..	..	..	..	..
47	COPPER & COPPER ALLOY PRODUCTS	..	..	..	..	..	..	..	..
48	NICKEL PRODUCTS	..	..	..	..	..	..	..	..
49	OTHER NON FERROUS METAL PRODUCTS	..	..	..	..	..	..	..	..
50	BOILERS, TANKS & PLATES	..	..	..	..	..	..	..	..
51	FABRICATED STRUCTURAL METAL PROD.	..	..	..	..	..	..	..	..
52	OTHER METAL FABRICATED PRODUCTS	..	..	..	..	..	..	..	..
53	AGRICULTURAL MACHINERY	..	..	..	..	..	..	..	..
54	OTHER INDUSTRIAL MACHINERY	..	..	..	..	..	..	..	..
55	MOTOR VEHICLES	..	..	..	..	..	..	..	..
56	MOTOR VEHICLE PARTS	..	..	..	..	..	..	..	..
57	OTHER TRANSPORT EQUIPMENT	..	..	..	..	..	..	..	..
58	APPLIANCES & RECEIVERS,HOUSEHOLD	..	..	..	..	..	..	..	..
59	OTHER ELECTRICAL PRODUCTS	..	..	..	..	..	..	..	..
60	CEMENT & CONCRETE PRODUCTS	..	..	..	..	..	..	..	..
61	OTHER NON-METALLIC MINERAL PROD.	..	..	..	..	..	..	..	..
62	GASOLINE & FUEL OIL	..	..	..	..	..	15.3	..	..
63	OTHER PETROLEUM & COAL PROD.	..	..	..	..	..	0.5	..	..
64	INDUSTRIAL CHEMICALS	..	..	..	..	..	..	..	..
65	FERTILIZERS	..	..	..	..	..	..	..	..
66	PHARMACEUTICALS	..	..	..	..	..	0.1	..	..
67	OTHER CHEMICAL PRODUCTS	..	..	..	..	..	..	..	..
68	SCIENTIFIC EQUIPMENT	..	..	..	..	..	..	..	..
69	OTHER MANUFACTURED PRODUCTS	..	..	..	..	..	9.3	..	..
70	RESIDENTIAL CONSTRUCTION	..	..	..	..	..	..	..	..
71	NON-RESIDENTIAL CONSTRUCTION	..	..	..	..	..	..	832.3	1116.7
72	REPAIR CONSTRUCTION	..	..	..	..	..	33.8	..	..
73	PIPELINE TRANSPORTATION	..	..	..	..	..	4.5	..	..
74	TRANSPORTATION & STORAGE	..	..	1294.2	..	..	22.8	..	..
75	RADIO & TELEVISION BROADCASTING	..	..	..	..	..	102.3	..	..
76	TELEPHONE & TELEGRAPH	..	..	883.6	..	..	23.0	..	..
77	POSTAL SERVICES	..	..	94.4	..	..	15.1	..	..
78	ELECTRIC POWER	..	..	..	..	..	41.0	..	..
79	OTHER UTILITIES	278.6	..	..	..	..	18.4	..	..
80	WHOLESALE MARGINS	..	..	..	..	..	12.2	..	..
81	RETAIL MARGINS	..	..	..	..	..	18.5	..	..
82	IMPUTED RENT OWNER OCPD. DWEL.	5961.2	..	..	..	..	..	..	..
83	OTHER FINANCE,INS.,REAL ESTATE	3090.7	144.9	448.5	..	..	2827.1	..	..
84	BUSINESS SERVICES	..	..	10.3	..	..	341.3	..	..
85	EDUCATION SERVICES	..	..	..	..	..	352.8	..	..
86	HEALTH SERVICES	..	974.6	..	..	..	0.1	..	..
87	AMUSEMENT & RECREATION SERVICES	..	..	..	..	..	741.0	..	..
88	ACCOMMODATION & FOOD SERVICES	..	..	..	3870.8	..	45.6	..	..
89	OTHER PERSONAL & MISC. SERVICES	189.3	..	82.6	..	..	966.2	..	..
90	TRANSPORTATION MARGINS	..	..	..	..	..	3.0	..	..
91	OPERATING, OFFICE, LAB. & FOOD	..	..	..	..	..	245.4	..	..
92	TRAVEL, ADVERTISING & PROMOTION	..	..	..	..	..	109.3	..	..
93	NON-COMPETING IMPORTS	..	..	..	..	..	..	..	..
94	UNALLOCATED IMPORTS & EXPORTS	..	..	..	..	232.5	..	..	..
95	INDIRECT TAXES	1.2	..	41.8	141.9	..	111.3	..	..
96	SUBSIDIES	..	..	..	..	..	..	..	..
97	WAGES & SALARIES	..	..	..	..	..	2001.2	..	..
98	SUPPLEMENTARY LABOUR INCOME	..	..	..	..	..	112.7	..	..
99	NET INCOME,UNINC. BUSINESS	..	..	..	..	..	..	..	..
100	OTHER OPERATING SURPLUS	..	..	..	..	..	160.7	..	..
	TOTAL	9470.9	1140.4	2855.2	4012.7	232.5	8284.7	832.3	1116.7

NOTE: DETAIL MAY NOT ADD DUE TO ROUNDING AND SUPPRESSION OF CONFIDENTIAL COMMODITIES.

TABLE 18. FINAL DEMAND MATRIX (AGGREGATION - M), 1973 (MILLIONS OF 1971 DOLLARS) - CONTINUED

NO.	COMMODITY AGGREGATION - M	CON HOUSING & COMMISSION	CON OTHER BUSINESS	CON GOVERNMENT	M&E MANU-FACTURING	M&E MINING QUARRYING OIL WELLS	M&E OTHER BUSINESS	M&E GOVERNMENT	INVENTORIES
1	GRAINS	--	--	--	--	--	--	--	-39.8
2	LIVE ANIMALS	--	--	--	--	--	--	--	199.8
3	OTHER AGRICULTURAL PRODUCTS	--	--	--	--	--	--	--	--
4	FORESTRY PRODUCTS	--	--	--	--	--	--	--	35.5
5	FISH LANDINGS	--	--	--	--	--	--	--	--
6	HUNTING & TRAPPING PRODUCTS	--	--	--	--	--	--	--	0.1
7	IRON ORES & CONCENTRATES	--	--	--	--	--	--	--	26.3
8	OTHER METAL ORES & CONCENTRATES	--	--	--	--	--	--	--	117.8
9	COAL	--	--	--	--	--	--	--	-4.8
10	CRUDE MINERAL OILS	--	--	--	--	--	--	--	36.9
11	NATURAL GAS	--	--	--	--	--	--	--	8.8
12	NON-METALLIC MINERALS	--	--	--	--	--	--	--	-15.2
13	SERVICES INCIDENTAL TO MINING	--	--	--	--	--	--	--	--
14	MEAT PRODUCTS	--	--	--	--	--	--	--	13.6
15	DAIRY PRODUCTS	--	--	--	--	--	--	--	15.5
16	FISH PRODUCTS	--	--	--	--	--	--	--	3.7
17	FRUITS & VEGETABLES PREPARATIONS	--	--	--	--	--	--	--	5.2
18	FEEDS	--	--	--	--	--	--	--	-13.6
19	FLOUR,WHEAT,MEAL & OTHER CEREALS	--	--	--	--	--	--	--	-2.1
20	BREAKFAST CEREAL & BAKERY PROD.	--	--	--	--	--	--	--	2.7
21	SUGAR	--	--	--	--	--	--	--	0.2
22	MISC. FOOD PRODUCTS	--	--	--	--	--	--	--	16.0
23	SOFT DRINKS	--	--	--	--	--	--	--	3.2
24	ALCOHOLIC BEVERAGES	--	--	--	--	--	--	--	68.4
25	TOBACCO PROCESSED UNMANUFACTURED	--	--	--	--	--	--	--	-31.6
26	CIGARETTES & TOBACCO MFG.	--	--	--	--	--	--	--	-7.6
27	TIRES & TUBES	--	--	--	--	--	1.5	--	-0.6
28	OTHER RUBBER PRODUCTS	--	--	--	1.0	2.2	5.9	2.4	1.0
29	PLASTIC FABRICATED PRODUCTS	--	--	--	--	--	--	--	19.7
30	LEATHER & LEATHER PRODUCTS	--	--	--	--	--	--	--	-6.9
31	YARNS & MAN MADE FIBRES	--	--	--	--	--	--	--	-1.8
32	FABRICS	--	--	--	--	--	--	--	4.6
33	OTHER TEXTILE PRODUCTS	--	--	--	1.7	--	9.8	1.0	19.7
34	HOSIERY & KNITTED WEAR	--	--	--	--	--	--	--	10.8
35	CLOTHING & ACCESSORIES	--	--	--	--	--	--	--	48.9
36	LUMBER & TIMBER	--	--	--	--	--	--	--	79.2
37	VENEER & PLYWOOD	--	--	--	--	--	--	--	37.3
38	OTHER WOOD FABRICATED MATERIALS	--	--	--	7.7	--	4.3	0.2	46.1
39	FURNITURE & FIXTURES	--	--	--	47.8	0.2	125.4	61.8	44.4
40	PULP	--	--	--	--	--	--	--	2.4
41	NEWSPRINT & OTHER PAPER STOCK	--	--	--	--	--	--	--	1.9
42	PAPER PRODUCTS	--	--	--	--	--	--	--	30.3
43	PRINTING & PUBLISHING	--	--	--	--	--	--	--	4.1
44	ADVERTISING,PRINT MEDIA	--	--	--	--	--	--	--	--
45	IRON & STEEL PRODUCTS	--	--	--	--	--	--	--	-27.7
46	ALUMINUM PRODUCTS	--	--	--	--	--	--	--	18.8
47	COPPER & COPPER ALLOY PRODUCTS	--	--	--	--	--	--	--	12.0
48	NICKEL PRODUCTS	--	--	--	--	--	--	--	-17.3
49	OTHER NON FERROUS METAL PRODUCTS	--	--	--	--	--	-57.4	--	13.9
50	BOILERS, TANKS & PLATES	--	--	--	44.3	0.3	18.9	2.4	8.4
51	FABRICATED STRUCTURAL METAL PROD.	--	--	--	0.2	--	1.4	0.5	15.6
52	OTHER METAL FABRICATED PRODUCTS	--	--	--	46.4	3.6	63.4	19.4	10.7
53	AGRICULTURAL MACHINERY	--	--	--	0.1	--	601.1	3.7	4.1
54	OTHER INDUSTRIAL MACHINERY	--	--	--	1118.8	163.7	637.0	64.6	81.3
55	MOTOR VEHICLES	156.9	--	--	337.4	53.7	929.6	104.8	105.1
56	MOTOR VEHICLE PARTS	--	--	--	18.7	1.2	39.8	2.5	54.2
57	OTHER TRANSPORT EQUIPMENT	--	--	--	40.3	37.9	541.4	25.9	69.8
58	APPLIANCES & RECEIVERS,HOUSEHOLD	--	--	--	6.0	0.3	124.6	8.4	67.5
59	OTHER ELECTRICAL PRODUCTS	--	--	--	87.1	11.7	1048.0	23.6	133.4
60	CEMENT & CONCRETE PRODUCTS	--	--	--	--	--	--	--	4.0
61	OTHER NON-METALLIC MINERAL PROD.	--	--	--	16.5	--	0.9	0.2	19.8
62	GASOLINE & FUEL OIL	--	--	--	--	--	--	--	22.8
63	OTHER PETROLEUM & COAL PROD.	--	--	--	--	--	--	--	19.1
64	INDUSTRIAL CHEMICALS	--	--	--	--	--	9.0	--	-15.9
65	FERTILIZERS	--	--	--	--	--	--	--	-6.2
66	PHARMACEUTICALS	--	--	--	--	--	--	--	6.0
67	OTHER CHEMICAL PRODUCTS	--	--	--	--	--	--	--	13.8
68	SCIENTIFIC EQUIPMENT	--	--	--	48.3	5.9	75.8	82.7	16.7
69	OTHER MANUFACTURED PRODUCTS	--	--	--	--	--	30.5	3.7	27.3
70	RESIDENTIAL CONSTRUCTION	5157.1	--	19.5	--	--	--	--	--
71	NON-RESIDENTIAL CONSTRUCTION	--	4388.3	3207.9	--	--	--	--	--
72	REPAIR CONSTRUCTION	--	--	--	--	--	--	--	--
73	PIPELINE TRANSPORTATION	--	--	--	--	--	--	--	--
74	TRANSPORTATION & STORAGE	--	--	--	--	--	--	--	--
75	RADIO & TELEVISION BROADCASTING	--	--	--	--	--	--	--	--
76	TELEPHONE & TELEGRAPH	--	--	--	--	--	--	--	--
77	POSTAL SERVICES	--	--	--	--	--	--	--	--
78	ELECTRIC POWER	--	--	--	--	--	--	--	--
79	OTHER UTILITIES	--	--	--	--	--	--	--	--
80	WHOLESALE MARGINS	16.3	--	--	406.3	54.3	492.7	53.1	--
81	RETAIL MARGINS	20.6	--	--	34.8	5.9	156.8	9.7	--
82	IMPUTED RENT OWNER OCPD DWEL	--	--	--	--	--	--	--	--
83	OTHER FINANCE,INS.REAL ESTATE	667.4	--	--	--	--	--	--	--
84	BUSINESS SERVICES	--	--	--	--	--	--	--	--
85	EDUCATION SERVICES	--	--	--	--	--	--	--	--
86	HEALTH SERVICES	--	--	--	--	--	--	--	--
87	AMUSEMENT & RECREATION SERVICES	--	--	--	--	--	--	--	--
88	ACCOMMODATION & FOOD SERVICES	--	--	--	--	--	--	--	--
89	OTHER PERSONAL & MISC. SERVICES	--	--	--	--	--	--	--	--
90	TRANSPORTATION MARGINS	1.8	--	--	48.3	7.6	92.8	11.2	--
91	OPERATING, OFFICE, LAB. & FOOD	--	--	--	--	--	--	--	--
92	TRAVEL, ADVERTISING & PROMOTION	--	--	--	--	--	--	--	--
93	NON-COMPETING IMPORTS	--	--	--	--	--	--	--	--
94	UNALLOCATED IMPORTS & EXPORTS	--	--	--	--	--	--	--	18.9
95	INDIRECT TAXES	13.4	--	--	193.3	18.5	524.5	35.1	--
96	SUBSIDIES	--	--	--	--	--	--	--	--
97	WAGES & SALARIES	--	--	--	--	--	--	--	--
98	SUPPLEMENTARY LABOUR INCOME	--	--	--	--	--	--	--	--
99	NET INCOME,UNINC. BUSINESS	--	--	--	--	--	--	--	--
100	OTHER OPERATING SURPLUS	--	--	--	--	--	--	--	--
	TOTAL	6033.5	4388.3	3227.4	2504.0	370.0	5477.6	516.9	1293.7

NOTE: DETAIL MAY NOT ADD DUE TO ROUNDING AND SUPPRESSION OF CONFIDENTIAL COMMODITIES.

TABLE 18. FINAL DEMAND MATRIX (AGGREGATION - M), 1973 (MILLIONS OF 1971 DOLLARS) - CONCLUDED

NO.	COMMODITY AGGREGATION - M	DOMESTIC EXPORTS	RE-EXPORTS	IMPORTS	GOVT GROSS CURRENT EXPEND.	GOVT SALE OF GOODS & SERVICES	FINAL EXPEND. ON GDP
1	GRAINS	773.8	--	-59.4	--	-0.6	674.1
2	LIVE ANIMALS	96.1	0.3	-98.1	--	-4.4	272.2
3	OTHER AGRICULTURAL PRODUCTS	235.0	2.7	-323.4	25.3	-3.3	625.1
4	FORESTRY PRODUCTS	26.0	0.1	-49.0	--	--	49.1
5	FISH LANDINGS	45.7	0.4	-42.6	--	-0.3	13.7
6	HUNTING & TRAPPING PRODUCTS	12.1	1.5	-18.0	--	--	-4.3
7	IRON ORES & CONCENTRATES	412.6	--	-41.8	--	--	397.1
8	OTHER METAL ORES & CONCENTRATES	765.1	0.8	-223.3	--	--	660.4
9	COAL	107.1	0.8	-238.0	4.0	-18.6	-145.0
10	CRUDE MINERAL OILS	1173.2	6.4	-933.4	--	--	283.1
11	NATURAL GAS	161.4	--	-6.4	10.2	--	227.7
12	NON-METALLIC MINERALS	334.4	3.6	-117.7	24.6	-0.2	239.6
13	SERVICES INCIDENTAL TO MINING	--	--	--	--	--	--
14	MEAT PRODUCTS	183.6	6.7	-198.2	0.1	-1.1	1849.5
15	DAIRY PRODUCTS	57.4	0.2	-66.7	--	--	1048.9
16	FISH PRODUCTS	268.6	2.8	-40.0	--	--	327.9
17	FRUITS & VEGETABLES PREPARATIONS	56.9	2.6	-214.3	--	--	535.5
18	FEEDS	54.8	--	-35.3	--	--	89.2
19	FLOUR,WHEAT,MEAL & OTHER CEREALS	44.2	--	-16.3	--	--	59.5
20	BREAKFAST CEREAL & BAKERY PROD.	20.9	--	-18.7	--	--	689.3
21	SUGAR	10.1	--	-0.2	--	--	79.9
22	MISC. FOOD PRODUCTS	62.9	18.0	-253.6	--	--	729.5
23	SOFT DRINKS	1.0	--	-4.2	--	--	339.1
24	ALCOHOLIC BEVERAGES	229.6	0.2	-179.1	--	--	928.8
25	TOBACCO PROCESSED UNMANUFACTURED	52.9	--	-10.2	--	--	11.1
26	CIGARETTES & TOBACCO MFG.	2.0	--	-11.7	--	--	417.6
27	TIRES & TUBES	47.6	3.1	-177.8	--	--	12.5
28	OTHER RUBBER PRODUCTS	21.3	0.9	-116.6	--	--	-11.4
29	PLASTIC FABRICATED PRODUCTS	45.5	1.9	-175.5	--	--	-25.9
30	LEATHER & LEATHER PRODUCTS	25.9	1.9	-154.9	0.3	--	287.7
31	YARNS & MAN MADE FIBRES	34.2	2.5	-247.3	0.1	--	-178.4
32	FABRICS	61.6	7.9	-449.1	0.3	--	-229.7
33	OTHER TEXTILE PRODUCTS	27.1	1.8	-241.2	24.9	--	370.0
34	HOSIERY & KNITTED WEAR	5.8	1.2	-174.5	0.5	--	506.3
35	CLOTHING & ACCESSORIES	87.0	3.6	-217.5	12.1	-2.4	1380.9
36	LUMBER & TIMBER	974.3	0.6	-63.1	--	-2.8	1006.4
37	VENEER & PLYWOOD	86.3	0.8	-67.8	--	--	72.6
38	OTHER WOOD FABRICATED MATERIALS	94.9	1.3	-53.3	--	--	126.6
39	FURNITURE & FIXTURES	50.1	1.1	-127.9	4.2	--	943.4
40	PULP	912.1	--	-14.6	--	--	900.0
41	NEWSPRINT & OTHER PAPER STOCK	1254.0	0.2	-95.3	--	--	1164.2
42	PAPER PRODUCTS	52.9	1.5	-187.1	--	--	181.3
43	PRINTING & PUBLISHING	48.5	6.1	-319.6	99.2	-14.8	376.8
44	ADVERTISING,PRINT MEDIA	--	--	--	--	--	-0.1
45	IRON & STEEL PRODUCTS	334.5	14.3	-510.0	--	--	-188.9
46	ALUMINUM PRODUCTS	356.5	0.9	-157.6	--	--	218.6
47	COPPER & COPPER ALLOY PRODUCTS	440.0	1.5	-61.9	--	--	391.7
48	NICKEL PRODUCTS	721.7	55.1	-63.5	--	--	696.0
49	OTHER NON FERROUS METAL PRODUCTS	380.3	9.9	-160.4	--	-0.5	188.0
50	BOILERS, TANKS & PLATES	18.5	1.1	-30.8	--	--	63.2
51	FABRICATED STRUCTURAL METAL PROD	51.0	1.2	-107.3	--	--	-36.1
52	OTHER METAL FABRICATED PRODUCTS	197.5	16.1	-733.7	41.2	--	-104.6
53	AGRICULTURAL MACHINERY	235.2	11.1	-582.2	--	--	292.1
54	OTHER INDUSTRIAL MACHINERY	647.8	97.8	-2570.4	25.3	-1.0	183.0
55	MOTOR VEHICLES	3029.0	9.1	-2618.8	19.3	-0.1	4863.2
56	MOTOR VEHICLE PARTS	1909.0	49.6	-3235.6	--	-0.7	-945.0
57	OTHER TRANSPORT EQUIPMENT	620.4	44.8	-702.2	150.6	-3.5	983.7
58	APPLIANCES & RECEIVERS,HOUSEHOLD	71.9	3.4	-663.7	0.1	--	856.5
59	OTHER ELECTRICAL PRODUCTS	481.2	42.1	-1120.2	33.3	-2.4	890.0
60	CEMENT & CONCRETE PRODUCTS	38.2	--	-5.0	--	--	41.8
61	OTHER NON-METALLIC MINERAL PROD	106.6	1.4	-319.2	--	--	-53.0
62	GASOLINE & FUEL OIL	129.3	18.2	-111.5	133.2	-5.3	1102.0
63	OTHER PETROLEUM & COAL PROD.	104.1	0.2	-87.1	4.4	-3.7	95.2
64	INDUSTRIAL CHEMICALS	--	5.7	-593.4	18.2	-0.5	-237.5
65	FERTILIZERS	--	--	-19.1	--	--	128.9
66	PHARMACEUTICALS	36.0	6.4	-105.6	91.6	-2.1	359.6
67	OTHER CHEMICAL PRODUCTS	66.2	4.2	-387.9	15.2	--	324.3
68	SCIENTIFIC EQUIPMENT	98.6	26.9	-698.8	89.7	-11.7	23.4
69	OTHER MANUFACTURED PRODUCTS	126.8	13.8	-540.9	2.9	-5.3	346.4
70	RESIDENTIAL CONSTRUCTION	--	--	--	--	--	5176.6
71	NON-RESIDENTIAL CONSTRUCTION	--	--	--	43.9	--	9589.1
72	REPAIR CONSTRUCTION	--	--	--	576.8	--	610.6
73	PIPELINE TRANSPORTATION	353.3	--	-89.8	--	--	336.1
74	TRANSPORTATION & STORAGE	471.4	--	-142.8	301.2	-95.5	1851.4
75	RADIO & TELEVISION BROADCASTING	11.5	--	-9.8	--	--	104.0
76	TELEPHONE & TELEGRAPH	27.5	--	-47.3	164.8	-0.2	1051.4
77	POSTAL SERVICES	6.1	--	-5.5	50.7	--	160.7
78	ELECTRIC POWER	110.5	--	-6.3	209.5	-2.1	1197.0
79	OTHER UTILITIES	--	--	--	61.4	-273.1	296.6
80	WHOLESALE MARGINS	742.7	--	-121.2	87.9	--	4094.5
81	RETAIL MARGINS	--	--	--	51.3	--	7391.3
82	IMPUTED RENT OWNER OCPD DWEL	--	--	--	--	--	5961.2
83	OTHER FINANCE,INS,REAL ESTATE	90.3	--	-376.1	351.8	-278.0	6966.6
84	BUSINESS SERVICES	210.6	--	-602.4	629.5	-39.5	549.7
85	EDUCATION SERVICES	--	--	--	244.9	-294.5	303.2
86	HEALTH SERVICES	--	--	--	1376.0	-259.6	2091.2
87	AMUSEMENT & RECREATION SERVICES	--	--	--	19.9	-132.9	627.9
88	ACCOMMODATION & FOOD SERVICES	--	--	--	11.6	-41.7	3795.0
89	OTHER PERSONAL & MISC. SERVICES	54.3	--	-66.9	366.7	-336.8	2058.5
90	TRANSPORTATION MARGINS	990.9	2.9	--	36.8	--	1881.9
91	OPERATING, OFFICE, LAB. & FOOD	--	--	--	1495.6	--	1741.0
92	TRAVEL, ADVERTISING & PROMOTION	--	--	--	393.4	--	502.7
93	NON-COMPETING IMPORTS	--	--	-407.4	--	--	-279.6
94	UNALLOCATED IMPORTS & EXPORTS	1811.3	--	-2350.9	--	--	-307.0
95	INDIRECT TAXES	14.5	--	1274.2	108.5	--	7880.3
96	SUBSIDIES	--	--	--	--	--	--
97	WAGES & SALARIES	--	--	--	11653.1	--	13654.2
98	SUPPLEMENTARY LABOUR INCOME	--	--	--	1007.7	--	1120.4
99	NET INCOME,UNINC. BUSINESS	--	--	--	--	--	--
100	OTHER OPERATING SURPLUS	--	--	--	1502.4	--	1663.0
	TOTAL	24597.7	521.3	-25199.5	21586.5	-1839.1	109833.5

NOTE: DETAIL MAY NOT ADD DUE TO ROUNDING AND SUPPRESSION OF CONFIDENTIAL COMMODITIES.

TABLE 19. MAKE (OUTPUT) MATRIX (AGGREGATION - S), 1974 (MILLIONS OF 1971 DOLLARS)

NO.	COMMODITY AGGREGATION - S	AGRICULTURE	FORESTRY	FISHING, HUNTING & TRAPPING	MINES QUARRIES & OIL WELLS	MANUFACTURING	CONSTRUCTION
1	GRAINS	852.5	--	--	--	0.4	--
2	OTHER AGRICULTURAL PRODUCTS	3894.4	13.4	--	--	9.7	--
3	FORESTRY PRODUCTS	43.7	1697.4	--	--	43.0	--
4	FISHING & TRAPPING PRODUCTS	--	--	185.5	--	--	--
5	METALLIC ORES & CONCENTRATES	--	--	--	2393.6	91.5	--
6	MINERALS FUELS	--	--	--	2394.1	10.0	--
7	NON-METALLIC MINERALS	--	--	--	580.4	29.6	--
8	SERVICES INCIDENTAL TO MINING	--	--	--	644.2	--	--
9	MEAT,FISH & DAIRY PRODUCTS	74.4	--	3.9	--	4524.1	--
10	FRUIT,VEG.,FEED,MISC.FOOD PROD.	7.0	--	--	--	3830.6	--
11	BEVERAGES	--	--	--	--	1414.8	--
12	TOBACCO & TOBACCO PRODUCTS	--	--	--	--	627.0	--
13	RUBBER,LEATHER,PLASTIC FAB.PRO	--	--	--	--	1641.0	--
14	TEXTILE PRODUCTS	--	--	--	--	1945.3	--
15	KNITTED PRODUCTS & CLOTHING	--	--	--	--	2083.4	--
16	LUMBER,SAWMILL,OTHER WOOD PROD.	--	11.6	--	--	2734.9	--
17	FURNITURE & FIXTURES	--	--	--	--	999.6	--
18	PAPER & PAPER PRODUCTS	--	--	--	--	5119.4	--
19	PRINTING & PUBLISHING	--	--	--	--	1972.6	--
20	PRIMARY METAL PRODUCTS	--	--	--	0.8	6007.4	--
21	METAL FABRICATED PRODUCTS	--	--	--	--	4275.4	--
22	MACHINERY & EQUIPMENT	--	0.2	--	22.7	2791.7	--
23	AUTOS,TRUCKS,OTHER TRANSP. EQP.	--	--	--	--	9070.4	--
24	ELEC. & COMMUNICATIONS PROD.	--	--	--	--	3929.5	--
25	NON-METALLIC MINERAL PRODUCTS	--	--	--	8.5	1861.9	--
26	PETROLEUM & COAL PRODUCTS	--	--	--	95.6	2860.7	--
27	CHEMICALS,CHEMICAL PROD.	--	--	--	218.7	3515.6	--
28	MISC. MANUFACTURED PRODUCTS	--	--	--	--	1353.8	--
29	RESIDENTIAL CONSTRUCTION	--	--	--	--	--	5071.2
30	NON-RESIDENTIAL CONSTRUCTION	--	--	--	--	--	10202.5
31	REPAIR CONSTRUCTION	--	--	--	--	--	3133.1
32	TRANSPORTATION & STORAGE	--	3.0	--	--	3.5	--
33	COMMUNICATION SERVICES	--	--	--	--	--	--
34	OTHER UTILITIES	--	0.1	--	1.3	27.6	--
35	WHOLESALE MARGINS	--	4.3	--	12.5	1898.8	--
36	RETAIL MARGINS	--	--	--	--	--	--
37	IMPUTED RENT OWNER OCPD. DWEL.	--	--	--	--	--	--
38	OTHER FINANCE,INS.,REAL ESTATE	9.5	0.7	--	81.6	101.1	114.9
39	BUSINESS SERVICES	--	--	--	--	50.6	--
40	PERSONAL & OTHER MISC. SERVICE	--	34.9	3.3	20.6	280.7	105.8
41	TRANSPORTATION MARGINS	--	--	--	--	--	--
42	OPERATING,OFFICE,LAB & FOOD	--	--	--	--	--	--
43	TRAVEL, ADVERTISING, PROMOTION	--	--	--	--	--	--
	<b>TOTAL</b>	<b>4881.6</b>	<b>1765.4</b>	<b>192.7</b>	<b>6474.6</b>	<b>65105.2</b>	<b>18627.5</b>

NOTE: DETAIL MAY NOT ADD DUE TO ROUNDING.

TABLE 19. MAKE (OUTPUT) MATRIX (AGGREGATION - S), 1974 (MILLIONS OF 1971 DOLLARS) - CONTINUED

NO.	COMMODITY AGGREGATION - S	TRANS. & STORAGE	COMMUNICATION	ELEC POWER GAS,OTHER UTILITIES	WHOLESALE TRADE	RETAIL TRADE	FINANCE, INS. & REAL EST.
1	GRAINS	--	--	--	--	--	--
2	OTHER AGRICULTURAL PRODUCTS	--	--	--	--	3.5	--
3	FORESTRY PRODUCTS	--	--	2.3	1.0	--	--
4	FISHING & TRAPPING PRODUCTS	--	--	--	--	--	--
5	METALLIC ORES & CONCENTRATES	--	--	--	--	--	--
6	MINERALS FUELS	--	--	--	--	--	--
7	NON-METALLIC MINERALS	--	--	--	3.1	--	--
8	SERVICES INCIDENTAL TO MINING	--	--	--	--	--	--
9	MEAT,FISH & DAIRY PRODUCTS	--	--	--	1.7	258.5	--
10	FRUIT,VEG.,FEED,MISC.FOOD PROD.	--	--	--	20.8	2.5	--
11	BEVERAGES	--	--	--	--	--	--
12	TOBACCO & TOBACCO PRODUCTS	--	--	--	0.1	--	--
13	RUBBER,LEATHER,PLASTIC FAB.PRO	--	--	--	3.6	--	--
14	TEXTILE PRODUCTS	--	--	--	4.0	2.2	--
15	KNITTED PRODUCTS & CLOTHING	--	--	--	3.7	0.3	--
16	LUMBER,SAWMILL,OTHER WOOD PROD.	--	--	--	20.7	--	--
17	FURNITURE & FIXTURES	--	--	--	0.8	--	--
18	PAPER & PAPER PRODUCTS	--	--	--	11.6	--	--
19	PRINTING & PUBLISHING	--	--	--	1.7	--	--
20	PRIMARY METAL PRODUCTS	--	--	--	3.7	--	--
21	METAL FABRICATED PRODUCTS	--	--	--	10.3	--	--
22	MACHINERY & EQUIPMENT	--	--	--	22.8	--	--
23	AUTOS,TRUCKS,OTHER TRANSP. EQP.	85.8	--	--	5.9	--	--
24	ELEC. & COMMUNICATIONS PROD.	--	158.0	--	24.9	--	--
25	NON-METALLIC MINERAL PRODUCTS	--	--	--	3.3	--	--
26	PETROLEUM & COAL PRODUCTS	0.9	--	0.1	--	--	--
27	CHEMICALS,CHEMICAL PROD.	--	--	--	10.0	--	--
28	MISC. MANUFACTURED PRODUCTS	--	--	--	20.6	--	--
29	RESIDENTIAL CONSTRUCTION	--	--	--	--	--	--
30	NON-RESIDENTIAL CONSTRUCTION	--	--	--	--	--	--
31	REPAIR CONSTRUCTION	--	--	--	--	--	--
32	TRANSPORTATION & STORAGE	9224.2	--	15.5	--	7.1	0.2
33	COMMUNICATION SERVICES	--	3498.5	--	--	--	--
34	OTHER UTILITIES	0.4	--	3069.3	--	--	0.1
35	WHOLESALE MARGINS	1.3	--	--	6114.1	--	--
36	RETAIL MARGINS	17.0	--	26.3	--	8146.1	--
37	IMPUTED RENT OWNER OCPD. DWEL.	--	--	--	--	--	6172.3
38	OTHER FINANCE,INS.,REAL ESTATE	39.0	1.8	6.4	50.0	63.8	12583.8
39	BUSINESS SERVICES	17.8	27.8	1.5	29.5	2.4	19.6
40	PERSONAL & OTHER MISC. SERVICE	110.6	16.0	38.2	628.4	1624.9	263.5
41	TRANSPORTATION MARGINS	--	--	--	--	--	--
42	OPERATING,OFFICE,LAB & FOOD	--	--	--	--	--	--
43	TRAVEL, ADVERTISING, PROMOTION	--	--	--	--	--	--
	<b>TOTAL</b>	<b>9497.2</b>	<b>3702.2</b>	<b>3159.6</b>	<b>6996.3</b>	<b>10111.3</b>	<b>19039.5</b>

NOTE: DETAIL MAY NOT ADD DUE TO ROUNDING.



TABLE 19. MAKE (OUTPUT) MATRIX (AGGREGATION - S), 1974 (MILLIONS OF 1971 DOLLARS) - CONCLUDED

NO.	COMMODITY AGGREGATION - S	BUSINESS & PERSONAL SERVICES	TRANS. MARGINS	OPERATING OFFICE SUPPLIES	TRAVEL, PROMOTION, ADVTG.	TOTAL INDUSTRIES
1	GRAINS	--	--	--	--	852.8
2	OTHER AGRICULTURAL PRODUCTS	--	--	--	--	3921.1
3	FORESTRY PRODUCTS	--	--	--	--	1787.4
4	FISHING & TRAPPING PRODUCTS	--	--	--	--	185.5
5	METALLIC ORES & CONCENTRATES	--	--	--	--	2485.1
6	MINERALS FUELS	--	--	--	--	2404.1
7	NON-METALLIC MINERALS	--	--	--	--	613.1
8	SERVICES INCIDENTAL TO MINING	--	--	--	--	644.2
9	MEAT,FISH & DAIRY PRODUCTS	--	--	--	--	4862.6
10	FRUIT,VEG.,FEED,MISC.FOOD PROD.	--	--	--	--	3860.9
11	BEVERAGES	--	--	--	--	1414.8
12	TOBACCO & TOBACCO PRODUCTS	--	--	--	--	627.1
13	RUBBER,LEATHER,PLASTIC FAB.PRO	--	--	--	--	1644.5
14	TEXTILE PRODUCTS	--	--	--	--	1951.6
15	KNITTED PRODUCTS & CLOTHING	--	--	--	--	2087.5
16	LUMBER,SAWMILL,OTHER WOOD PROD.	--	--	--	--	2767.1
17	FURNITURE & FIXTURES	--	--	--	--	1000.4
18	PAPER & PAPER PRODUCTS	--	--	--	--	5131.0
19	PRINTING & PUBLISHING	--	--	--	--	1974.3
20	PRIMARY METAL PRODUCTS	--	--	--	--	6011.8
21	METAL FABRICATED PRODUCTS	--	--	--	--	4285.6
22	MACHINERY & EQUIPMENT	--	--	--	--	2837.4
23	AUTOS,TRUCKS,OTHER TRANSP. EQP.	--	--	--	--	9162.2
24	ELEC. & COMMUNICATIONS PROD.	--	--	--	--	4112.4
25	NON-METALLIC MINERAL PRODUCTS	--	--	--	--	1873.8
26	PETROLEUM & COAL PRODUCTS	--	--	--	--	2957.4
27	CHEMICALS,CHEMICAL PROD.	--	--	--	--	3744.2
28	MISC. MANUFACTURED PRODUCTS	42.7	--	--	--	1417.1
29	RESIDENTIAL CONSTRUCTION	--	--	--	--	5071.2
30	NON-RESIDENTIAL CONSTRUCTION	--	--	--	--	10202.5
31	REPAIR CONSTRUCTION	--	--	--	--	3133.1
32	TRANSPORTATION & STORAGE	--	--	--	--	9253.5
33	COMMUNICATION SERVICES	--	--	--	--	3498.5
34	OTHER UTILITIES	9.2	--	--	--	3107.9
35	WHOLESALE MARGINS	85.1	--	--	--	8116.1
36	RETAIL MARGINS	60.7	--	--	--	8250.0
37	IMPUTED RENT OWNER OCPD. DWEL.	--	--	--	--	6172.3
38	OTHER FINANCE,INS.,REAL ESTATE	90.1	--	--	--	13142.8
39	BUSINESS SERVICES	3773.4	--	--	--	3922.5
40	PERSONAL & OTHER MISC. SERVICE	9827.8	--	--	--	12954.8
41	TRANSPORTATION MARGINS	--	3902.5	--	--	3902.5
42	OPERATING,OFFICE,LAB & FOOD	--	--	7167.7	--	7167.7
43	TRAVEL, ADVERTISING, PROMOTION	--	--	--	3746.5	3746.5
	<b>TOTAL</b>	<b>13888.9</b>	<b>3902.5</b>	<b>7167.7</b>	<b>3746.5</b>	<b>178258.8</b>

NOTE: DETAIL MAY NOT ADD DUE TO ROUNDING.

TABLE 20. USE (INPUT) MATRIX (AGGREGATION - S), 1974 (MILLIONS OF 1971 DOLLARS)

NO.	COMMODITY AGGREGATION - S	AGRICUL- TURE	FORES- TRY	FISHING, HUNTING & TRAPPING	MINES QUARRIES & OIL WELLS	MANUFAC- TURING	CONSTRUC- TION
1	GRAINS	24.1	--	--	--	372.9	--
2	OTHER AGRICULTURAL PRODUCTS	275.0	--	--	--	2542.0	8.5
3	FORESTRY PRODUCTS	0.4	243.1	--	--	1424.6	7.4
4	FISHING & TRAPPING PRODUCTS	--	--	1.9	--	177.2	--
5	METALLIC ORES & CONCENTRATES	--	--	--	8.0	1644.1	--
6	MINERALS FUELS	2.7	--	--	8.8	2039.7	1.4
7	NON-METALLIC MINERALS	5.4	--	0.4	22.5	240.4	89.5
8	SERVICES INCIDENTAL TO MINING	--	--	--	299.5	--	344.7
9	MEAT,FISH & DAIRY PRODUCTS	3.1	--	--	--	917.0	--
10	FRUIT,VEG.,FEED,MISC.FOOD PROD.	599.2	--	--	--	872.1	--
11	BEVERAGES	--	--	--	--	84.6	--
12	TOBACCO & TOBACCO PRODUCTS	--	--	--	--	134.1	--
13	RUBBER,LEATHER,PLASTIC FAB.PRO	11.4	--	--	3.8	818.0	197.0
14	TEXTILE PRODUCTS	17.8	3.3	6.6	1.0	1703.5	100.5
15	KNITTED PRODUCTS & CLOTHING	--	--	--	--	166.1	--
16	LUMBER,SAWMILL,OTHER WOOD PROD.	2.7	--	2.4	1.6	863.2	860.0
17	FURNITURE & FIXTURES	--	--	--	--	54.3	15.4
18	PAPER & PAPER PRODUCTS	2.6	--	--	6.9	1830.2	109.2
19	PRINTING & PUBLISHING	--	--	--	0.2	201.6	--
20	PRIMARY METAL PRODUCTS	--	--	--	71.5	4082.5	566.8
21	METAL FABRICATED PRODUCTS	26.9	12.9	0.9	8.9	1878.8	1656.3
22	MACHINERY & EQUIPMENT	61.6	9.4	3.3	69.9	683.5	194.9
23	AUTOS,TRUCKS,OTHER TRANSP. EQP.	1.3	3.0	16.4	7.2	3634.8	29.1
24	ELEC. & COMMUNICATIONS PROD.	--	--	7.3	5.7	1011.6	695.0
25	NON-METALLIC MINERAL PRODUCTS	1.8	0.2	0.4	14.2	690.9	1087.1
26	PETROLEUM & COAL PRODUCTS	195.3	38.0	10.4	75.8	497.7	182.3
27	CHEMICALS,CHEMICAL PROD.	244.5	2.2	0.4	87.5	2101.0	171.1
28	MISC. MANUFACTURED PRODUCTS	--	--	2.8	--	428.9	112.0
29	RESIDENTIAL CONSTRUCTION	--	--	--	--	--	--
30	NON-RESIDENTIAL CONSTRUCTION	--	--	--	--	--	--
31	REPAIR CONSTRUCTION	122.7	26.0	0.4	169.7	252.7	10.9
32	TRANSPORTATION & STORAGE	20.3	162.5	1.4	73.2	468.1	146.0
33	COMMUNICATION SERVICES	--	3.7	0.4	18.2	331.7	38.4
34	OTHER UTILITIES	--	36.9	1.2	148.2	708.2	11.5
35	WHOLESALE MARGINS	158.0	12.6	5.7	67.5	1413.9	777.1
36	RETAIL MARGINS	42.1	1.3	1.2	3.2	10.4	88.2
37	IMPUTED RENT OWNER OCPD. DWEL.	--	--	--	--	--	--
38	OTHER FINANCE,INS.,REAL ESTATE	213.9	120.5	3.3	588.6	919.2	250.6
39	BUSINESS SERVICES	13.5	5.9	0.4	216.1	834.7	802.4
40	PERSONAL & OTHER MISC. SERVICE	14.3	64.3	3.3	40.9	281.9	295.9
41	TRANSPORTATION MARGINS	74.3	4.3	2.5	32.1	1251.3	322.8
42	OPERATING,OFFICE,LAB & FOOD	179.9	234.3	1.8	528.4	1984.2	362.9
43	TRAVEL, ADVERTISING, PROMOTION	0.3	3.9	--	47.3	1386.7	94.3
44	NON-COMPETING IMPORTS	--	--	--	--	266.6	--
45	UNALLOCATED IMPORTS & EXPORTS	--	--	--	--	--	--
46	NET INDIRECT TAXES	104.6	48.3	5.0	191.6	553.8	988.4
	GDP AT FACTOR COST	2342.8	764.6	113.8	3656.4	23346.5	8010.9
	<b>TOTAL</b>	<b>4881.6</b>	<b>1765.4</b>	<b>192.7</b>	<b>6474.6</b>	<b>65105.2</b>	<b>18627.5</b>

NOTE: DETAIL MAY NOT ADD DUE TO ROUNDING.

TABLE 20. USE (INPUT) MATRIX (AGGREGATION - S), 1974 (MILLIONS OF 1971 DOLLARS) - CONTINUED

NO.	COMMODITY AGGREGATION - S	TRANS. & STORAGE	COMMUNICATION	ELEC POWER GAS, OTHER UTILITIES	WHOLESALE TRADE	RETAIL TRADE	FINANCE, INS. & REAL EST.
1	GRAINS	--	--	--	3.9	--	--
2	OTHER AGRICULTURAL PRODUCTS	1.8	--	--	1.2	250.5	--
3	FORESTRY PRODUCTS	--	--	--	5.2	--	--
4	FISHING & TRAPPING PRODUCTS	--	--	--	--	--	--
5	METALLIC ORES & CONCENTRATES	--	--	9.1	0.1	--	--
6	MINERAL FUELS	17.7	0.1	79.8	2.4	9.6	6.4
7	NON-METALLIC MINERALS	2.8	--	--	0.2	--	--
8	SERVICES INCIDENTAL TO MINING	--	--	--	--	--	--
9	MEAT, FISH & DAIRY PRODUCTS	--	--	--	0.9	1.9	--
10	FRUIT, VEG., FEED, MISC. FOOD PROD.	0.3	--	--	9.2	--	--
11	BEVERAGES	--	--	--	--	--	--
12	TOBACCO & TOBACCO PRODUCTS	--	--	--	0.1	--	--
13	RUBBER, LEATHER, PLASTIC FAB. PRO.	64.3	--	--	22.5	20.8	--
14	TEXTILE PRODUCTS	6.6	2.1	--	6.6	1.7	--
15	KNITTED PRODUCTS & CLOTHING	--	--	--	--	11.6	--
16	LUMBER, SAWMILL, OTHER WOOD PROD.	--	--	--	18.8	3.9	--
17	FURNITURE & FIXTURES	--	--	--	--	--	--
18	PAPER & PAPER PRODUCTS	4.3	--	--	60.5	154.5	--
19	PRINTING & PUBLISHING	3.7	14.2	1.0	10.1	10.3	26.3
20	PRIMARY METAL PRODUCTS	12.8	--	--	6.7	--	--
21	METAL FABRICATED PRODUCTS	7.2	--	--	35.2	14.8	--
22	MACHINERY & EQUIPMENT	1.5	--	--	5.6	--	--
23	AUTOS, TRUCKS, OTHER TRANSP. EQP.	281.5	--	--	1.0	--	--
24	ELEC. & COMMUNICATIONS PROD.	16.2	73.6	--	7.4	--	--
25	NON-METALLIC MINERAL PRODUCTS	5.5	--	--	4.1	1.9	--
26	PETROLEUM & COAL PRODUCTS	339.8	7.4	37.4	70.5	56.6	22.6
27	CHEMICALS, CHEMICAL PROD.	7.3	1.3	--	12.3	9.9	--
28	MISC. MANUFACTURED PRODUCTS	4.6	8.8	--	4.5	4.5	--
29	RESIDENTIAL CONSTRUCTION	--	--	--	--	--	--
30	NON-RESIDENTIAL CONSTRUCTION	--	--	--	--	--	--
31	REPAIR CONSTRUCTION	290.9	71.4	116.2	9.9	43.8	1379.8
32	TRANSPORTATION & STORAGE	1022.4	77.4	25.0	163.9	110.3	11.6
33	COMMUNICATION SERVICES	136.7	115.4	12.5	185.8	239.0	307.4
34	OTHER UTILITIES	53.2	11.9	23.7	49.2	203.8	93.6
35	WHOLESALE MARGINS	138.2	9.4	6.0	116.3	33.5	6.5
36	RETAIL MARGINS	9.3	24.5	0.3	5.8	8.2	4.1
37	IMPUTED RENT OWNER OCPD. DWEL.	--	--	--	--	--	--
38	OTHER FINANCE, INS., REAL ESTATE	229.2	50.8	63.3	388.3	781.8	1467.9
39	BUSINESS SERVICES	87.8	57.5	25.7	161.4	120.2	377.3
40	PERSONAL & OTHER MISC. SERVICE	300.6	79.2	20.1	60.6	64.6	97.1
41	TRANSPORTATION MARGINS	37.5	2.5	6.6	15.3	16.1	2.2
42	OPERATING, OFFICE, LAB & FOOD	438.4	75.7	49.9	174.3	239.1	535.9
43	TRAVEL, ADVERTISING, PROMOTION	102.0	47.8	14.2	391.3	391.7	354.9
44	NON-COMPETING IMPORTS	--	--	--	--	2.0	--
45	UNALLOCATED IMPORTS & EXPORTS	--	--	--	--	--	--
46	NET INDIRECT TAXES	385.5	-108.1	55.1	80.9	318.0	3077.2
	GDP AT FACTOR COST	5487.6	3079.1	2613.8	4903.7	6986.6	11268.7
	TOTAL	9497.2	3702.2	3159.6	6996.3	10111.3	19039.5

NOTE: DETAIL MAY NOT ADD DUE TO ROUNDING.

TABLE 20. USE (INPUT) MATRIX (AGGREGATION - S), 1974 (MILLIONS OF 1971 DOLLARS) - CONCLUDED

NO.	COMMODITY AGGREGATION - S	BUSINESS & PERSONAL SERVICES	TRANS. MARGINS	OPERATING OFFICE SUPPLIES	TRAVEL, PROMOTION, ADVTG.	TOTAL INDUSTRIES
1	GRAINS	--	--	--	--	400.8
2	OTHER AGRICULTURAL PRODUCTS	70.8	--	36.9	--	3186.7
3	FORESTRY PRODUCTS	--	--	--	--	1680.6
4	FISHING & TRAPPING PRODUCTS	6.2	--	1.5	--	186.9
5	METALLIC ORES & CONCENTRATES	0.3	--	--	--	1661.7
6	MINERAL FUELS	3.8	--	--	--	2172.5
7	NON-METALLIC MINERALS	0.9	--	0.2	--	362.3
8	SERVICES INCIDENTAL TO MINING	--	--	--	--	644.2
9	MEAT, FISH & DAIRY PRODUCTS	571.3	--	147.2	--	1641.4
10	FRUIT, VEG., FEED, MISC. FOOD PROD.	181.7	--	85.6	--	1748.1
11	BEVERAGES	17.9	--	11.9	34.6	149.1
12	TOBACCO & TOBACCO PRODUCTS	--	--	--	--	134.2
13	RUBBER, LEATHER, PLASTIC FAB. PRO.	9.3	--	322.1	2.8	1471.8
14	TEXTILE PRODUCTS	64.0	--	35.4	--	1949.2
15	KNITTED PRODUCTS & CLOTHING	3.5	--	25.2	--	206.4
16	LUMBER, SAWMILL, OTHER WOOD PROD.	22.7	--	5.6	--	1780.9
17	FURNITURE & FIXTURES	1.6	--	--	--	71.4
18	PAPER & PAPER PRODUCTS	65.7	--	277.4	1.7	2512.8
19	PRINTING & PUBLISHING	10.2	--	438.3	850.6	1566.6
20	PRIMARY METAL PRODUCTS	2.7	--	20.3	--	4763.3
21	METAL FABRICATED PRODUCTS	6.3	--	448.2	--	4096.4
22	MACHINERY & EQUIPMENT	0.1	--	925.8	--	1955.7
23	AUTOS, TRUCKS, OTHER TRANSP. EQP.	--	--	381.4	32.8	4387.7
24	ELEC. & COMMUNICATIONS PROD.	1.0	--	283.7	3.9	2105.5
25	NON-METALLIC MINERAL PRODUCTS	9.1	--	37.4	--	1852.5
26	PETROLEUM & COAL PRODUCTS	60.5	--	4.3	63.7	1662.3
27	CHEMICALS, CHEMICAL PROD.	79.4	--	308.6	2.0	3027.5
28	MISC. MANUFACTURED PRODUCTS	116.6	--	239.6	52.1	974.3
29	RESIDENTIAL CONSTRUCTION	--	--	--	--	--
30	NON-RESIDENTIAL CONSTRUCTION	--	--	--	--	--
31	REPAIR CONSTRUCTION	26.0	--	--	--	2520.3
32	TRANSPORTATION & STORAGE	43.0	3902.5	--	648.6	6876.2
33	COMMUNICATION SERVICES	239.7	--	--	355.0	2016.3
34	OTHER UTILITIES	95.1	--	--	--	1486.7
35	WHOLESALE MARGINS	102.5	--	816.1	47.9	3711.3
36	RETAIL MARGINS	70.3	--	248.9	44.2	562.0
37	IMPUTED RENT OWNER OCPD. DWEL.	--	--	--	--	--
38	OTHER FINANCE, INS., REAL ESTATE	699.2	--	--	--	5776.7
39	BUSINESS SERVICES	319.2	--	--	362.9	3385.1
40	PERSONAL & OTHER MISC. SERVICE	307.8	--	1194.9	816.4	3641.9
41	TRANSPORTATION MARGINS	44.2	--	163.9	15.8	1991.6
42	OPERATING, OFFICE, LAB & FOOD	818.3	--	--	--	5623.5
43	TRAVEL, ADVERTISING, PROMOTION	379.9	--	--	--	3214.5
44	NON-COMPETING IMPORTS	8.0	--	3.4	--	280.0
45	UNALLOCATED IMPORTS & EXPORTS	--	--	140.7	166.6	307.4
46	NET INDIRECT TAXES	258.4	--	563.0	244.9	6766.6
	GDP AT FACTOR COST	9171.7	--	7167.7	3746.5	81746.2
	TOTAL	13888.9	3902.5	7167.7	3746.5	178258.8

NOTE: DETAIL MAY NOT ADD DUE TO ROUNDING.

TABLE 21. FINAL DEMAND MATRIX (AGGREGATION - S), 1974 (MILLIONS OF 1971 DOLLARS)

NO	COMMODITY AGGREGATION - S	CONS. EXP. DURABLE	CONS. EXP. SEMI DURABLE	CONS. EXP. NON DURABLE	CONS. EXP. SERVICES	CONS. TRUCTION, BUSINESS	CONS. TRUCTION, GOVERNMENT	MACHINERY, EQUIPMENT, BUSINESS	MACHINERY, EQUIPMENT, GOVERNMENT
1	GRAINS	--	--	--	--	--	--	--	--
2	OTHER AGRICULTURAL PRODUCTS	--	13.6	764.5	25.5	--	--	--	--
3	FORESTRY PRODUCTS	--	--	31.8	--	--	--	--	--
4	FISHING & TRAPPING PRODUCTS	--	--	9.5	--	--	--	--	--
5	METALLIC ORES & CONCENTRATES	--	--	--	--	--	--	--	--
6	MINERALS FUELS	--	--	55.1	4.5	--	--	--	--
7	NON-METALLIC MINERALS	--	1.4	9.9	--	--	--	--	--
8	SERVICES INCIDENTAL TO MINING	--	--	--	--	--	--	--	--
9	MEAT, FISH & DAIRY PRODUCTS	--	--	3068.5	--	--	--	--	--
10	FRUIT, VEG., FEED, MISC. FOOD PROD.	--	--	2411.7	--	--	--	--	--
11	BEVERAGES	--	--	1174.3	--	--	--	--	--
12	TOBACCO & TOBACCO PRODUCTS	--	--	450.3	--	--	--	--	--
13	RUBBER, LEATHER, PLASTIC FAB. PRO.	151.2	548.8	37.7	--	--	--	11.3	2.8
14	TEXTILE PRODUCTS	280.2	373.5	57.3	7.3	--	--	11.4	1.2
15	KNITTED PRODUCTS & CLOTHING	--	2279.5	--	--	--	--	--	--
16	LUMBER, SAWMILL, OTHER WOOD PROD.	24.8	55.9	0.6	--	--	--	14.9	0.2
17	FURNITURE & FIXTURES	729.9	33.1	--	--	--	--	172.3	59.3
18	PAPER & PAPER PRODUCTS	--	24.7	282.3	--	--	--	--	--
19	PRINTING & PUBLISHING	--	557.4	--	26.4	--	--	--	--
20	PRIMARY METAL PRODUCTS	--	1.5	--	--	--	--	-145.2	--
21	METAL FABRICATED PRODUCTS	46.2	197.3	14.7	--	--	--	196.8	26.6
22	MACHINERY & EQUIPMENT	78.6	31.0	--	--	--	--	2599.8	86.1
23	AUTOS, TRUCKS, OTHER TRANSP. EQP.	3140.6	--	--	--	193.8	--	2055.1	183.6
24	ELEC. & COMMUNICATIONS PROD.	1355.3	102.4	--	--	--	--	1473.9	39.5
25	NON-METALLIC MINERAL PRODUCTS	--	132.1	--	--	--	--	19.5	0.3
26	PETROLEUM & COAL PRODUCTS	--	0.4	983.0	17.7	--	--	--	--
27	CHEMICALS, CHEMICAL PROD.	22.6	56.9	912.1	0.1	--	--	23.0	--
28	MISC. MANUFACTURED PRODUCTS	754.7	313.1	95.8	9.3	--	--	156.2	90.9
29	RESIDENTIAL CONSTRUCTION	--	--	--	--	5055.4	15.7	--	--
30	NON-RESIDENTIAL CONSTRUCTION	--	--	--	--	6822.8	3334.5	--	--
31	REPAIR CONSTRUCTION	--	--	--	28.5	--	--	--	--
32	TRANSPORTATION & STORAGE	--	--	64.8	1433.7	--	--	--	--
33	COMMUNICATION SERVICES	--	--	--	1246.0	--	--	--	--
34	OTHER UTILITIES	--	--	1164.3	362.8	--	--	--	--
35	WHOLESALE MARGINS	886.6	398.9	1233.8	11.3	19.9	--	1111.0	66.4
36	RETAIL MARGINS	2080.2	2282.2	3007.7	16.9	23.3	--	211.0	12.1
37	IMPUTED RENT OWNER OCPO, DWEL.	--	--	--	6172.3	--	--	--	--
38	OTHER FINANCE, INS., REAL ESTATE	--	--	--	6877.6	700.0	--	--	--
39	BUSINESS SERVICES	--	--	--	375.0	--	--	--	--
40	PERSONAL & OTHER MISC. SERVICE	861.1	65.0	--	7431.4	--	--	--	--
41	TRANSPORTATION MARGINS	161.4	167.1	371.9	3.0	2.4	--	161.3	11.9
42	OPERATING, OFFICE, LAB & FOOD	--	--	--	230.9	--	--	--	--
43	TRAVEL, ADVERTISING, PROMOTION	--	--	--	117.1	--	--	--	--
44	NON-COMPETING IMPORTS	--	--	108.0	--	--	--	--	--
45	UNALLOCATED IMPORTS & EXPORTS	--	--	--	277.7	--	--	--	--
46	NET INDIRECT TAXES	1298.3	830.3	3613.5	327.7	16.6	--	819.2	42.2
47	LABOUR INCOME	--	--	--	2141.6	--	--	--	--
48	NET INCOME UNINC. BUSINESS	--	--	--	--	--	--	--	--
49	OTHER OPERATING SURPLUS	--	--	--	165.6	--	--	--	--
	TOTAL	11871.7	8466.4	19923.2	27310.2	12836.2	3350.3	9191.5	622.9

NOTE: DETAIL MAY NOT ADD DUE TO ROUNDING.

TABLE 21. FINAL DEMAND MATRIX (AGGREGATION - S), 1974 (MILLIONS OF 1971 DOLLARS) - CONCLUDED

NO	COMMODITY AGGREGATION - S	INVENTORIES	DOMESTIC EXPORTS	RE-EXPORTS	IMPORTS	GOVT. GROSS CURRENT EXPEND.	GOVT. SALE OF GOOD & SERVICES	FINAL EXPEND. ON GDP
1	GRAINS	-50.8	606.0	--	-103.1	--	-0.1	452.0
2	OTHER AGRICULTURAL PRODUCTS	127.6	232.0	3.9	-447.5	22.7	-8.0	734.4
3	FORESTRY PRODUCTS	98.1	35.3	--	-58.4	--	--	106.6
4	FISHING & TRAPPING PRODUCTS	0.5	59.0	1.5	-71.7	--	-0.2	-1.4
5	METALLIC ORES & CONCENTRATES	13.8	1114.5	0.5	-305.5	--	--	823.4
6	MINERALS FUELS	-21.4	1189.9	3.3	-1000.5	14.3	-13.7	231.5
7	NON-METALLIC MINERALS	25.2	319.3	3.2	-136.3	28.3	-0.3	250.8
8	SERVICES INCIDENTAL TO MINING	--	--	--	--	--	--	--
9	MEAT, FISH & DAIRY PRODUCTS	41.8	385.6	11.5	-284.9	0.1	-1.4	3221.3
10	FRUIT, VEG., FEED, MISC. FOOD PROD.	23.5	224.4	12.6	-559.5	--	--	2112.7
11	BEVERAGES	78.6	207.9	0.3	-195.4	--	--	1255.7
12	TOBACCO & TOBACCO PRODUCTS	0.4	64.6	0.5	-22.8	--	--	492.9
13	RUBBER, LEATHER, PLASTIC FAB. PRO.	91.3	118.0	6.0	-794.6	0.4	--	172.8
14	TEXTILE PRODUCTS	69.8	124.3	10.7	-956.6	23.3	--	2.4
15	KNITTED PRODUCTS & CLOTHING	-60.9	88.4	4.8	-441.7	13.3	-2.4	1881.1
16	LUMBER, SAWMILL, OTHER WOOD PROD.	74.7	1067.8	1.9	-245.4	--	-9.2	986.2
17	FURNITURE & FIXTURES	54.2	47.0	1.0	-172.5	4.6	--	928.9
18	PAPER & PAPER PRODUCTS	182.9	2445.2	2.0	-318.9	--	--	2618.2
19	PRINTING & PUBLISHING	9.3	53.9	5.8	-330.6	101.9	-16.2	407.8
20	PRIMARY METAL PRODUCTS	300.9	2316.4	80.9	-1304.8	--	-1.1	1248.5
21	METAL FABRICATED PRODUCTS	328.8	328.2	26.1	-1025.0	49.5	--	189.2
22	MACHINERY & EQUIPMENT	274.6	1010.7	146.5	-5671.6	27.4	-1.5	881.7
23	AUTOS, TRUCKS, OTHER TRANSP. EQP.	627.5	5243.9	132.8	-7006.7	212.0	-8.1	4774.6
24	ELEC. & COMMUNICATIONS PROD.	353.4	579.8	46.4	-1994.7	52.3	-1.3	2006.9
25	NON-METALLIC MINERAL PRODUCTS	111.2	142.4	2.1	-386.3	--	--	21.3
26	PETROLEUM & COAL PRODUCTS	121.7	199.7	14.3	-167.1	131.2	-5.8	1295.1
27	CHEMICALS, CHEMICAL PROD.	158.6	616.9	20.2	-1225.2	135.0	-3.5	716.7
28	MISC. MANUFACTURED PRODUCTS	49.0	241.4	38.3	-1381.3	91.5	-16.1	442.8
29	RESIDENTIAL CONSTRUCTION	--	--	--	--	--	--	5071.2
30	NON-RESIDENTIAL CONSTRUCTION	--	--	--	--	45.2	--	10202.5
31	REPAIR CONSTRUCTION	--	--	--	--	584.2	--	612.8
32	TRANSPORTATION & STORAGE	--	864.8	--	-226.7	334.1	-93.4	2377.3
33	COMMUNICATION SERVICES	--	58.4	--	-59.3	238.0	-0.8	1482.3
34	OTHER UTILITIES	--	102.5	--	-4.7	282.8	-286.5	1621.2
35	WHOLESALE MARGINS	--	702.2	--	-113.6	88.2	--	4404.7
36	RETAIL MARGINS	--	--	--	--	52.6	--	7688.0
37	IMPUTED RENT OWNER OCPO, DWEL.	--	--	--	--	--	--	6172.3
38	OTHER FINANCE, INS., REAL ESTATE	--	126.6	--	-432.3	406.9	-312.6	7366.1
39	BUSINESS SERVICES	--	280.8	--	-749.3	703.6	52.6	537.5
40	PERSONAL & OTHER MISC. SERVICE	--	50.1	--	-85.3	2102.0	-1111.4	9312.9
41	TRANSPORTATION MARGINS	--	988.6	3.3	--	39.9	--	1910.9
42	OPERATING, OFFICE, LAB & FOOD	--	--	--	--	1313.3	--	1544.2
43	TRAVEL, ADVERTISING, PROMOTION	--	--	--	--	414.9	--	532.1
44	NON-COMPETING IMPORTS	-5.5	--	--	-382.5	--	--	-280.0
45	UNALLOCATED IMPORTS & EXPORTS	--	1946.9	--	-2531.9	--	--	-307.4
46	NET INDIRECT TAXES	--	20.3	--	1445.4	122.5	--	8536.0
47	LABOUR INCOME	--	--	--	--	12967.4	--	15109.1
48	NET INCOME UNINC. BUSINESS	--	--	--	--	--	--	--
49	OTHER OPERATING SURPLUS	--	--	--	--	1579.6	--	1745.3
	TOTAL	3078.9	24183.6	580.1	-27748.9	22183.3	-1946.3	113903.1

NOTE: DETAIL MAY NOT ADD DUE TO ROUNDING.

TABLE 22. MAKE (OUTPUT) MATRIX (AGGREGATION - M), 1974 (MILLIONS OF 1971 DOLLARS)

NO.	COMMODITY AGGREGATION - M	AGRICULTURE	FORESTRY	FISHING, HUNTING & TRAPPING	METAL MINES	MINERAL FUELS	NON-METAL MINES & QUARRIES	SERVICES INCIDENTAL TO MINING	FOOD & BEVERAGE INDUSTRIES
1	GRAINS.....	852.5	--	--	--	--	--	--	--
2	LIVE ANIMALS.....	2023.2	--	--	--	--	--	--	--
3	OTHER AGRICULTURAL PRODUCTS.....	1871.3	13.4	--	--	--	--	--	9.6
4	FORESTRY PRODUCTS.....	43.7	1697.4	--	--	--	--	--	--
5	FISH LANDINGS.....	--	--	170.9	--	--	--	--	--
6	HUNTING & TRAPPING PRODUCTS.....	--	--	14.6	--	--	--	--	--
7	IRON ORES & CONCENTRATES.....	--	--	--	545.1	--	--	--	--
8	OTHER METAL ORES & CONCENTRATES.....	--	--	--	1849.4	--	--	--	--
9	COAL.....	--	--	--	--	125.5	--	--	--
10	CRUDE MINERAL OILS.....	--	--	--	--	1888.1	--	--	--
11	NATURAL GAS.....	--	--	--	--	380.5	--	--	--
12	NON-METALLIC MINERALS.....	--	--	--	1.5	51.7	527.3	--	--
13	SERVICES INCIDENTAL TO MINING.....	--	--	--	126.3	--	5.8	512.0	--
14	MEAT PRODUCTS.....	74.4	--	--	--	--	--	--	2730.4
15	DAIRY PRODUCTS.....	--	--	--	--	--	--	--	1456.2
16	FISH PRODUCTS.....	--	--	3.9	--	--	--	--	323.3
17	FRUITS & VEGETABLES PREPARATIONS.....	--	--	--	--	--	--	--	693.5
18	FEEDS.....	--	--	--	--	--	--	--	855.7
19	FLOUR,WHEAT,MEAL & OTHER CEREALS.....	--	--	--	--	--	--	--	190.6
20	BREAKFAST CEREAL & BAKERY PROD.....	--	--	--	--	--	--	--	777.0
21	SUGAR.....	--	--	--	--	--	--	--	221.4
22	MISC. FOOD PRODUCTS.....	7.0	--	--	--	--	--	--	1070.7
23	SOFT DRINKS.....	--	--	--	--	--	--	--	394.7
24	ALCOHOLIC BEVERAGES.....	--	--	--	--	--	--	--	1020.0
25	TOBACCO PROCESSED UNMANUFACTURED.....	--	--	--	--	--	--	--	--
26	CIGARETTES & TOBACCO MFG.....	--	--	--	--	--	--	--	--
27	TIRES & TUBES.....	--	--	--	--	--	--	--	--
28	OTHER RUBBER PRODUCTS.....	--	--	--	--	--	--	--	--
29	PLASTIC FABRICATED PRODUCTS.....	--	--	--	--	--	--	--	--
30	LEATHER & LEATHER PRODUCTS.....	--	--	--	--	--	--	--	--
31	YARNS & MAN MADE FIBRES.....	--	--	--	--	--	--	--	--
32	FABRICS.....	--	--	--	--	--	--	--	--
33	OTHER TEXTILE PRODUCTS.....	--	--	--	--	--	--	--	--
34	HOSIERY & KNITTED WEAR.....	--	--	--	--	--	--	--	--
35	CLOTHING & ACCESSORIES.....	--	--	--	--	--	--	--	--
36	LUMBER & TIMBER.....	--	11.4	--	--	--	--	--	--
37	VENEER & PLYWOOD.....	--	--	--	--	--	--	--	--
38	OTHER WOOD FABRICATED MATERIALS.....	--	0.2	--	--	--	--	--	--
39	FURNITURE & FIXTURES.....	--	--	--	--	--	--	--	--
40	PULP.....	--	--	--	--	--	--	--	--
41	NEWSPRINT & OTHER PAPER STOCK.....	--	--	--	--	--	--	--	--
42	PAPER PRODUCTS.....	--	--	--	--	--	--	--	--
43	PRINTING & PUBLISHING.....	--	--	--	--	--	--	--	--
44	ADVERTISING,PRINT MEDIA.....	--	--	--	--	--	--	--	--
45	IRON & STEEL PRODUCTS.....	--	--	--	--	--	--	--	--
46	ALUMINUM PRODUCTS.....	--	--	--	--	--	--	--	--
47	COPPER & COPPER ALLOY PRODUCTS.....	--	--	--	--	--	--	--	--
48	NICKEL PRODUCTS.....	--	--	--	--	--	--	--	--
49	OTHER NON FERROUS METAL PRODUCTS.....	--	--	--	0.8	--	--	--	--
50	BOILERS, TANKS & PLATES.....	--	--	--	--	--	--	--	--
51	FABRICATED STRUCTURAL METAL PROD.....	--	--	--	--	--	--	--	--
52	OTHER METAL FABRICATED PRODUCTS.....	--	--	--	--	--	--	--	--
53	AGRICULTURAL MACHINERY.....	--	--	--	--	--	--	--	--
54	OTHER INDUSTRIAL MACHINERY.....	--	0.2	--	3.2	7.1	6.2	6.1	3.3
55	MOTOR VEHICLES.....	--	--	--	--	--	--	--	--
56	MOTOR VEHICLE PARTS.....	--	--	--	--	--	--	--	--
57	OTHER TRANSPORT EQUIPMENT.....	--	--	--	--	--	--	--	--
58	APPLIANCES & RECEIVERS,HOUSEHOLD.....	--	--	--	--	--	--	--	--
59	OTHER ELECTRICAL PRODUCTS.....	--	--	--	--	--	--	--	--
60	CEMENT & CONCRETE PRODUCTS.....	--	--	--	--	--	5.0	--	--
61	OTHER NON-METALLIC MINERAL PROD.....	--	--	--	--	--	3.5	--	--
62	GASOLINE & FUEL OIL.....	--	--	--	--	--	--	--	--
63	OTHER PETROLEUM & COAL PROD.....	--	--	--	--	95.6	--	--	--
64	INDUSTRIAL CHEMICALS.....	--	--	--	--	--	8.1	--	14.0
65	FERTILIZERS.....	--	--	--	--	--	210.6	--	--
66	PHARMACEUTICALS.....	--	--	--	--	--	--	--	12.6
67	OTHER CHEMICAL PRODUCTS.....	--	--	--	--	--	--	--	95.9
68	SCIENTIFIC EQUIPMENT.....	--	--	--	--	--	--	--	--
69	OTHER MANUFACTURED PRODUCTS.....	--	--	--	--	--	--	--	0.4
70	RESIDENTIAL CONSTRUCTION.....	--	--	--	--	--	--	--	--
71	NON-RESIDENTIAL CONSTRUCTION.....	--	--	--	--	--	--	--	--
72	REPAIR CONSTRUCTION.....	--	--	--	--	--	--	--	--
73	PIPELINE TRANSPORTATION.....	--	--	--	--	--	--	--	--
74	TRANSPORTATION & STORAGE.....	--	3.0	--	--	--	--	--	0.4
75	RADIO & TELEVISION BROADCASTING.....	--	--	--	--	--	--	--	--
76	TELEPHONE & TELEGRAPH.....	--	--	--	--	--	--	--	--
77	POSTAL SERVICES.....	--	--	--	--	--	--	--	--
78	ELECTRIC POWER.....	--	0.1	--	1.3	--	--	--	--
79	OTHER UTILITIES.....	--	--	--	--	--	--	--	--
80	WHOLESALE MARGINS.....	--	4.3	--	9.7	--	2.8	--	237.6
81	RETAIL MARGINS.....	--	--	--	--	--	--	--	--
82	IMPUTED RENT OWNER OCPD. DWEL.....	--	--	--	--	--	--	--	--
83	OTHER FINANCE,INS.,REAL ESTATE.....	9.5	0.7	--	7.8	61.2	7.4	5.3	7.5
84	BUSINESS SERVICES.....	--	--	--	--	--	--	--	--
85	EDUCATION SERVICES.....	--	--	--	--	--	--	--	--
86	HEALTH SERVICES.....	--	--	--	--	--	--	--	--
87	AMUSEMENT & RECREATION SERVICES.....	--	--	--	--	--	--	--	--
88	ACCOMMODATION & FOOD SERVICES.....	--	31.1	--	7.1	--	0.6	--	3.3
89	OTHER PERSONAL & MISC. SERVICES.....	--	3.7	3.3	4.9	0.8	4.4	2.8	1.7
90	TRANSPORTATION MARGINS.....	--	--	--	--	--	--	--	--
91	OPERATING, OFFICE, LAB. & FOOD.....	--	--	--	--	--	--	--	--
92	TRAVEL, ADVERTISING & PROMOTION.....	--	--	--	--	--	--	--	--
	TOTAL.....	4881.6	1765.4	192.7	2556.0	2610.6	781.7	526.2	10115.1

NOTE: DETAIL MAY NOT ADD DUE TO ROUNDING AND SUPPRESSION OF CONFIDENTIAL COMMODITIES.

TABLE 22. MAKE (OUTPUT) MATRIX (AGGREGATION - M), 1974 (MILLIONS OF 1971 DOLLARS) - CONTINUED

NO.	COMMODITY AGGREGATION - M	TOBACCO PRODUCTS INDUSTRIES	RUBBER & PLASTIC PROD. IND.	LEATHER INDUSTRIES	TEXTILE INDUSTRIES	KNITTING MILLS	CLOTHING INDUSTRIES	WOOD	FURNITURE, FIXTURE INDUSTRIES
1	GRAINS.....	..	..	..	..	..	..	..	..
2	LIVE ANIMALS.....	..	..	..	..	..	..	..	..
3	OTHER AGRICULTURAL PRODUCTS.....	..	..	..	..	..	..	..	..
4	FORESTRY PRODUCTS.....	..	..	..	..	..	..	42.9	..
5	FISH LANDINGS.....	..	..	..	..	..	..	..	..
6	HUNTING & TRAPPING PRODUCTS.....	..	..	..	..	..	..	..	..
7	IRON ORES & CONCENTRATES.....	..	..	..	..	..	..	..	..
8	OTHER METAL ORES & CONCENTRATES.....	..	..	..	..	..	..	..	..
9	COAL.....	..	..	..	..	..	..	..	..
10	CRUDE MINERAL OILS.....	..	..	..	..	..	..	..	..
11	NATURAL GAS.....	..	..	..	..	..	..	..	..
12	NON-METALLIC MINERALS.....	..	..	..	..	..	..	..	..
13	SERVICES INCIDENTAL TO MINING.....	..	..	..	..	..	..	..	..
14	MEAT PRODUCTS.....	0.4	..	..	..	..	..	..	..
15	DAIRY PRODUCTS.....	..	..	..	..	..	..	..	..
16	FISH PRODUCTS.....	..	..	..	..	..	..	..	..
17	FRUITS & VEGETABLES PREPARATIONS.....	..	..	..	..	..	..	..	..
18	FEEDS.....	..	..	..	..	..	..	..	..
19	FLOUR,WHEAT,MEAL & OTHER CEREALS.....	..	..	..	..	..	..	..	..
20	BREAKFAST CEREAL & BAKERY PROD.....	..	..	..	..	..	..	..	..
21	SUCAR.....	..	..	..	..	..	..	..	..
22	MISC. FOOD PRODUCTS.....	..	..	..	..	..	..	..	..
23	SOFT DRINKS.....	..	..	..	..	..	..	..	..
24	ALCOHOLIC BEVERAGES.....	..	..	..	..	..	..	..	..
25	TOBACCO PROCESSED UNMANUFACTURED.....	178.6	..	..	..	..	..	..	..
26	CIGARETTES & TOBACCO MFG.....	448.3	..	..	..	..	..	..	..
27	TIRES & TUBES.....	..	377.5	..	..	..	..	..	..
28	OTHER RUBBER PRODUCTS.....	..	199.5	25.1	13.2	..	..	..	..
29	PLASTIC FABRICATED PRODUCTS.....	..	468.0	2.4	6.4	..	..	..	..
30	LEATHER & LEATHER PRODUCTS.....	..	..	380.2	..	..	0.8	..	..
31	YARNS & MAN MADE FIBRES.....	..	..	..	408.6	..	..	..	..
32	FABRICS.....	..	..	..	509.0	211.3	..	..	..
33	OTHER TEXTILE PRODUCTS.....	..	3.2	0.5	747.8	..	4.0	..	2.3
34	HOSIERY & KNITTED WEAR.....	..	..	..	0.9	292.9	240.2	..	..
35	CLOTHING & ACCESSORIES.....	..	16.8	12.3	49.2	27.1	1430.3	..	0.1
36	LUMBER & TIMBER.....	..	..	..	..	..	..	1340.6	..
37	VENEER & PLYWOOD.....	..	..	..	..	..	..	282.1	..
38	OTHER WOOD FABRICATED MATERIALS.....	..	..	..	..	..	..	1021.3	36.5
39	FURNITURE & FIXTURES.....	..	20.9	..	1.9	..	..	29.6	881.6
40	PULP.....	..	..	..	..	..	..	..	..
41	NEWSPRINT & OTHER PAPER STOCK.....	..	..	..	..	..	..	..	..
42	PAPER PRODUCTS.....	..	36.6	..	24.7	..	1.2	..	..
43	PRINTING & PUBLISHING.....	..	..	..	..	..	..	..	..
44	ADVERTISING,PRINT MEDIA.....	..	..	..	..	..	..	..	..
45	IRON & STEEL PRODUCTS.....	..	..	..	..	..	..	..	..
46	ALUMINUM PRODUCTS.....	..	..	..	..	..	..	..	..
47	COPPER & COPPER ALLOY PRODUCTS.....	..	..	..	..	..	..	..	..
48	NICKEL PRODUCTS.....	..	..	..	..	..	..	..	..
49	OTHER NON FERROUS METAL PRODUCTS.....	..	..	..	..	..	..	..	..
50	BOILERS, TANKS & PLATES.....	..	1.8	..	..	..	..	..	..
51	FABRICATED STRUCTURAL METAL PROD.....	..	..	..	..	..	..	2.0	..
52	OTHER METAL FABRICATED PRODUCTS.....	..	27.5	..	3.3	..	..	4.6	4.0
53	AGRICULTURAL MACHINERY.....	..	..	..	..	..	..	..	..
54	OTHER INDUSTRIAL MACHINERY.....	0.1	11.7	..	1.4	..	12.4	..	..
55	MOTOR VEHICLES.....	..	..	..	..	..	..	..	..
56	MOTOR VEHICLE PARTS.....	..	137.9	..	177.6	..	..	..	..
57	OTHER TRANSPORT EQUIPMENT.....	..	9.0	..	..	..	..	..	..
58	APPLIANCES & RECEIVERS,HOUSEHOLD.....	..	7.3	..	..	..	..	..	..
59	OTHER ELECTRICAL PRODUCTS.....	..	6.8	..	..	..	..	..	41.4
60	CEMENT & CONCRETE PRODUCTS.....	..	..	..	..	..	..	..	..
61	OTHER NON-METALLIC MINERAL PROD.....	..	..	..	..	..	..	..	..
62	GASOLINE & FUEL OIL.....	..	..	..	..	..	..	..	..
63	OTHER PETROLEUM & COAL PROD.....	..	..	..	..	..	..	..	..
64	INDUSTRIAL CHEMICALS.....	..	43.3	..	..	..	..	..	..
65	FERTILIZERS.....	..	..	..	..	..	..	..	..
66	PHARMACEUTICALS.....	..	..	..	..	..	..	..	..
67	OTHER CHEMICAL PRODUCTS.....	..	9.5	..	..	..	..	..	..
68	SCIENTIFIC EQUIPMENT.....	..	7.7	..	4.9	..	..	..	..
69	OTHER MANUFACTURED PRODUCTS.....	..	32.0	..	6.6	..	0.1	..	4.6
70	RESIDENTIAL CONSTRUCTION.....	..	..	..	..	..	..	..	..
71	NON-RESIDENTIAL CONSTRUCTION.....	..	..	..	..	..	..	..	..
72	REPAIR CONSTRUCTION.....	..	..	..	..	..	..	..	..
73	PIPELINE TRANSPORTATION.....	..	..	..	..	..	..	..	..
74	TRANSPORTATION & STORAGE.....	..	..	..	..	..	..	..	..
75	RADIO & TELEVISION BROADCASTING.....	..	..	..	..	..	..	..	..
76	TELEPHONE & TELEGRAPH.....	..	..	..	..	..	..	..	..
77	POSTAL SERVICES.....	..	..	..	..	..	..	..	..
78	ELECTRIC POWER.....	..	..	..	0.2	..	..	0.2	..
79	OTHER UTILITIES.....	..	..	..	..	..	..	..	..
80	WHOLESALE MARGINS.....	3.1	70.9	8.0	31.1	1.7	26.3	26.1	12.4
81	RETAIL MARGINS.....	..	..	..	..	..	..	..	..
82	IMPUTED RENT OWNER OCPD, DWEL.....	..	..	..	..	..	..	..	..
83	OTHER FINANCE,INS,REAL ESTATE.....	..	0.3	0.6	1.3	0.5	2.8	5.4	2.4
84	BUSINESS SERVICES.....	..	0.5	..	0.1	..	..	..	..
85	EDUCATION SERVICES.....	..	..	..	..	..	..	..	..
86	HEALTH SERVICES.....	..	..	..	..	..	..	..	..
87	AMUSEMENT & RECREATION SERVICES.....	..	..	..	..	..	..	..	..
88	ACCOMMODATION & FOOD SERVICES.....	0.1	0.6	0.1	0.7	0.1	0.2	0.9	0.7
89	OTHER PERSONAL & MISC. SERVICES.....	..	1.4	..	0.2	0.1	0.5	1.3	15.1
90	TRANSPORTATION MARGINS.....	..	..	..	..	..	..	..	..
91	OPERATING, OFFICE, LAB & FOOD.....	..	..	..	..	..	..	..	..
92	TRAVEL, ADVERTISING & PROMOTION.....	..	..	..	..	..	..	..	..
	TOTAL.....	633.4	1527.2	433.9	2014.4	537.3	1708.1	2785.0	1009.6

NOTE: DETAIL MAY NOT ADD DUE TO ROUNDING AND SUPPRESSION OF CONFIDENTIAL COMMODITIES.

TABLE 22. MAKE (OUTPUT) MATRIX (AGGREGATION - M), 1974 (MILLIONS OF 1971 DOLLARS) - CONTINUED

NO.	COMMODITY AGGREGATION - M	PAPER & ALLIED INDUSTRIES	PRINTING & PUBLISHING	PRIMARY METAL INDUSTRIES	METAL FABRICATING INDUSTRIES	MACHINERY INDUSTRIES	TRANS. EQUIPMENT INDUSTRIES	ELECTRICAL PRODUCTS INDUSTRIES	NON-METAL MINERAL PROD. IND.
1	GRAINS								
2	LIVE ANIMALS								
3	OTHER AGRICULTURAL PRODUCTS								
4	FORESTRY PRODUCTS								
5	FISH LANDINGS								
6	HUNTING & TRAPPING PRODUCTS								
7	IRON ORES & CONCENTRATES								
8	OTHER METAL ORES & CONCENTRATES			70.6					
9	COAL								
10	CRUDE MINERAL OILS								
11	NATURAL GAS								
12	NON-METALLIC MINERALS			1.0					20.2
13	SERVICES INCIDENTAL TO MINING								
14	MEAT PRODUCTS								
15	DAIRY PRODUCTS								
16	FISH PRODUCTS								
17	FRUITS & VEGETABLES PREPARATIONS								
18	FEEDS								
19	FLOUR,WHEAT,MEAL & OTHER CEREALS								
20	BREAKFAST CEREAL & BAKERY PROD.								
21	SUGAR								
22	MISC. FOOD PRODUCTS								
23	SOFT DRINKS								
24	ALCOHOLIC BEVERAGES								
25	TOBACCO PROCESSED UNMANUFACTURED								
26	CIGARETTES & TOBACCO MFG.								
27	TIRES & TUBES								
28	OTHER RUBBER PRODUCTS								
29	PLASTIC FABRICATED PRODUCTS	46.5			20.6				
30	LEATHER & LEATHER PRODUCTS					2.9			
31	YARNS & MAN MADE FIBRES								
32	FABRICS								
33	OTHER TEXTILE PRODUCTS	1.9							
34	HOSIERY & KNITTED WEAR								
35	CLOTHING & ACCESSORIES				2.8				
36	LUMBER & TIMBER						0.1		
37	VENEER & PLYWOOD								
38	OTHER WOOD FABRICATED MATERIALS	5.0	0.4				4.6		1.6
39	FURNITURE & FIXTURES				45.8	8.4			
40	PULP	1158.8							
41	NEWSPRINT & OTHER PAPER STOCK	2405.1							
42	PAPER PRODUCTS	1342.8	43.3			11.3			
43	PRINTING & PUBLISHING	22.0	1295.6			0.6			
44	ADVERTISING,PRINT MEDIA		651.0						
45	IRON & STEEL PRODUCTS			2568.0	177.6	16.7			3.4
46	ALUMINUM PRODUCTS	9.7		845.9	21.2		0.4		
47	COPPER & COPPER ALLOY PRODUCTS			1036.2	15.6				
48	NICKEL PRODUCTS			721.6	8.3				
49	OTHER NON FERROUS METAL PRODUCTS			453.4	19.2			10.8	
50	BOILERS, TANKS & PLATES				267.7	5.2			
51	FABRICATED STRUCTURAL METAL PROD.			125.7	829.5	10.3			
52	OTHER METAL FABRICATED PRODUCTS			194.3	2536.6	85.0	49.6	70.3	
53	AGRICULTURAL MACHINERY			2.5	11.1	429.1	5.5		
54	OTHER INDUSTRIAL MACHINERY	42.9	1.1	117.2	251.0	1728.8	83.9	61.5	5.6
55	MOTOR VEHICLES				9.1	22.9	5048.4		
56	MOTOR VEHICLE PARTS				108.5	9.6	2214.4	2.6	9.1
57	OTHER TRANSPORT EQUIPMENT				26.8	41.9	1211.6		
58	APPLIANCES & RECEIVERS,HOUSEHOLD				33.2	39.8		918.7	
59	OTHER ELECTRICAL PRODUCTS				24.2	165.6	45.7	2566.6	
60	CEMENT & CONCRETE PRODUCTS								935.9
61	OTHER NON-METALLIC MINERAL PROD.				19.4				865.4
62	GASOLINE & FUEL OIL								
63	OTHER PETROLEUM & COAL PROD.	3.9		13.6					
64	INDUSTRIAL CHEMICALS	9.6		40.6					
65	FERTILIZERS								
66	PHARMACEUTICALS								
67	OTHER CHEMICAL PRODUCTS				5.2				9.9
68	SCIENTIFIC EQUIPMENT				6.6	4.4		16.8	
69	OTHER MANUFACTURED PRODUCTS	12.8	2.8		59.8				
70	RESIDENTIAL CONSTRUCTION								
71	NON-RESIDENTIAL CONSTRUCTION								
72	REPAIR CONSTRUCTION								
73	PIPELINE TRANSPORTATION								
74	TRANSPORTATION & STORAGE			3.1					
75	RADIO & TELEVISION BROADCASTING								
76	TELEPHONE & TELEGRAPH								
77	POSTAL SERVICES								
78	ELECTRIC POWER	5.6		18.5				0.2	
79	OTHER UTILITIES	2.7							
80	WHOLESALE MARGINS	43.4	26.0	20.5	112.9	141.6	665.6	179.6	36.7
81	RETAIL MARGINS								
82	IMPUTED RENT OWNER OCPD. DWEL.								
83	OTHER FINANCE,INS.,REAL ESTATE	6.1	4.9	1.9	6.8	3.2	5.8	1.7	2.0
84	BUSINESS SERVICES	0.6	0.8			37.2	6.0	1.2	
85	EDUCATION SERVICES								
86	HEALTH SERVICES								
87	AMUSEMENT & RECREATION SERVICES								
88	ACCOMMODATION & FOOD SERVICES	0.6	1.8	0.6	1.8	1.1	1.7	2.2	1.0
89	OTHER PERSONAL & MISC. SERVICES	2.9	2.3	0.9	41.4	47.6	53.7	41.4	3.3
90	TRANSPORTATION MARGINS								
91	OPERATING, OFFICE, LAB. & FOOD								
92	TRAVEL, ADVERTISING & PROMOTION								
	TOTAL	5176.2	2031.4	6286.0	4685.6	2818.6	9479.3	3911.9	1928.3

NOTE: DETAIL MAY NOT ADD DUE TO ROUNDING AND SUPPRESSION OF CONFIDENTIAL COMMODITIES.

TABLE 22. MAKE (OUTPUT) MATRIX (AGGREGATION - M), 1974 (MILLIONS OF 1971 DOLLARS) - CONTINUED

NO.	COMMODITY AGGREGATION - M	PETROLEUM & COAL PROD.IND.	CHEMICAL & CHEMICAL PROD. IND.	MISC. MANUFACTURING	CONSTR. INDUSTRY	TRANS & STORAGE	COMMUNICATION	ELEC POWER GAS, OTHER UTILITIES	WHOLESALE TRADE
1	GRAINS	..	..	..	..	..	..	..	..
2	LIVE ANIMALS	..	..	..	..	..	..	..	..
3	OTHER AGRICULTURAL PRODUCTS	..	..	..	..	..	..	..	..
4	FORESTRY PRODUCTS	..	..	..	..	..	..	2.3	1.0
5	FISH LANDINGS	..	..	..	..	..	..	..	..
6	HUNTING & TRAPPING PRODUCTS	..	..	..	..	..	..	..	..
7	IRON ORES & CONCENTRATES	..	..	..	..	..	..	..	..
8	OTHER METAL ORES & CONCENTRATES	..	..	12.4	..	..	..	..	..
9	COAL	..	..	..	..	..	..	..	..
10	CRUDE MINERAL OILS	9.9	..	..	..	..	..	..	..
11	NATURAL GAS	..	..	..	..	..	..	..	..
12	NON-METALLIC MINERALS	..	5.6	..	..	..	..	..	..
13	SERVICES INCIDENTAL TO MINING	..	..	..	..	..	..	..	3.1
14	MEAT PRODUCTS	..	..	..	..	..	..	..	0.4
15	DAIRY PRODUCTS	..	..	..	..	..	..	..	1.2
16	FISH PRODUCTS	..	0.1	..	..	..	..	..	0.1
17	FRUITS & VEGETABLES PREPARATIONS	..	..	..	..	..	..	..	3.5
18	FEEDS	..	11.0	..	..	..	..	..	8.3
19	FLOUR,WHEAT,MEAL & OTHER CEREALS	..	..	..	..	..	..	..	..
20	BREAKFAST CEREAL & BAKERY PROD.	..	..	..	..	..	..	..	0.8
21	SUGAR	..	..	..	..	..	..	..	..
22	MISC. FOOD PRODUCTS	..	8.1	..	..	..	..	..	8.1
23	SOFT DRINKS	..	..	..	..	..	..	..	..
24	ALCOHOLIC BEVERAGES	..	..	..	..	..	..	..	..
25	TOBACCO PROCESSED UNMANUFACTURED	..	..	..	..	..	..	..	..
26	CIGARETTES & TOBACCO MFG	..	..	..	..	..	..	..	0.1
27	TIRES & TUBES	..	..	..	..	..	..	..	0.8
28	OTHER RUBBER PRODUCTS	..	..	11.8	..	..	..	..	..
29	PLASTIC FABRICATED PRODUCTS	..	..	24.3	..	..	..	..	1.7
30	LEATHER & LEATHER PRODUCTS	..	0.8	12.2	..	..	..	..	1.1
31	YARNS & MAN MADE FIBRES	..	..	..	..	..	..	..	..
32	FABRICS	..	..	..	..	..	..	..	..
33	OTHER TEXTILE PRODUCTS	..	..	17.0	..	..	..	..	4.0
34	HOSIERY & KNITTED WEAR	..	..	..	..	..	..	..	..
35	CLOTHING & ACCESSORIES	..	..	9.9	..	..	..	..	3.7
36	LUMBER & TIMBER	..	..	..	..	..	..	..	10.6
37	VENEER & PLYWOOD	..	..	..	..	..	..	..	..
38	OTHER WOOD FABRICATED MATERIALS	..	3.4	1.9	..	..	..	..	10.1
39	FURNITURE & FIXTURES	..	..	2.7	..	..	..	..	0.8
40	PULP	..	..	..	..	..	..	..	..
41	NEWSPRINT & OTHER PAPER STOCK	..	..	0.8	..	..	..	..	5.0
42	PAPER PRODUCTS	..	4.1	75.5	..	..	..	..	6.6
43	PRINTING & PUBLISHING	..	0.8	0.7	..	..	..	..	1.7
44	ADVERTISING,PRINT MEDIA	..	..	..	..	..	..	..	..
45	IRON & STEEL PRODUCTS	..	..	..	..	..	..	..	3.1
46	ALUMINUM PRODUCTS	..	..	..	..	..	..	..	..
47	COPPER & COPPER ALLOY PRODUCTS	..	..	..	..	..	..	..	..
48	NICKEL PRODUCTS	..	0.4	..	..	..	..	..	..
49	OTHER NON FERROUS METAL PRODUCTS	..	11.8	20.8	..	..	..	..	0.6
50	BOILERS, TANKS & PLATES	..	..	..	..	..	..	..	..
51	FABRICATED STRUCTURAL METAL PROD	..	..	..	..	..	..	..	6.8
52	OTHER METAL FABRICATED PRODUCTS	..	..	14.2	..	..	..	..	3.5
53	AGRICULTURAL MACHINERY	..	..	..	..	..	..	..	5.0
54	OTHER INDUSTRIAL MACHINERY	0.1	6.0	14.6	..	..	..	..	17.8
55	MOTOR VEHICLES	..	..	..	..	..	..	..	0.9
56	MOTOR VEHICLE PARTS	..	..	3.8	..	..	..	..	4.3
57	OTHER TRANSPORT EQUIPMENT	..	..	7.0	..	85.8	..	..	0.7
58	APPLIANCES & RECEIVERS,HOUSEHOLD	..	..	18.5	..	..	..	..	12.8
59	OTHER ELECTRICAL PRODUCTS	..	..	19.7	..	..	158.0	..	12.1
60	CEMENT & CONCRETE PRODUCTS	..	..	..	..	..	..	..	..
61	OTHER NON-METALLIC MINERAL PROD.	..	..	7.3	..	..	..	..	3.3
62	GASOLINE & FUEL OIL	2416.2	..	..	..	..	..	..	..
63	OTHER PETROLEUM & COAL PROD.	386.5	33.9	..	..	0.9	..	0.1	..
64	INDUSTRIAL CHEMICALS	..	1302.8	4.2	..	..	..	..	1.6
65	FERTILIZERS	..	66.7	..	..	..	..	..	..
66	PHARMACEUTICALS	..	473.6	..	..	..	..	..	0.3
67	OTHER CHEMICAL PRODUCTS	7.0	1876.2	7.5	..	..	..	..	8.1
68	SCIENTIFIC EQUIPMENT	..	7.0	431.4	..	..	..	..	5.6
69	OTHER MANUFACTURED PRODUCTS	14.5	42.7	663.5	..	..	..	..	15.0
70	RESIDENTIAL CONSTRUCTION	..	..	..	5071.2	..	..	..	..
71	NON-RESIDENTIAL CONSTRUCTION	..	..	..	10202.5	..	..	..	..
72	REPAIR CONSTRUCTION	..	..	..	3133.1	..	..	..	..
73	PIPELINE TRANSPORTATION	..	..	..	..	795.3	..	15.5	..
74	TRANSPORTATION & STORAGE	..	..	..	..	8428.9	..	..	..
75	RADIO & TELEVISION BROADCASTING	..	..	..	..	..	489.4	..	..
76	TELEPHONE & TELEGRAPH	..	..	..	..	..	2467.6	..	..
77	POSTAL SERVICES	..	..	..	..	..	541.5	..	..
78	ELECTRIC POWER	..	0.1	..	..	0.4	..	2589.6	..
79	OTHER UTILITIES	..	..	..	..	..	..	479.7	..
80	WHOLESALE MARGINS	8.3	172.6	74.4	..	1.3	..	..	6114.1
81	RETAIL MARGINS	..	..	..	..	17.0	..	26.3	..
82	IMPUTED RENT OWNER OCPD, DWEL	..	..	..	..	..	..	..	..
83	OTHER FINANCE,INS.,REAL ESTATE	43.0	2.7	2.2	114.9	39.0	1.8	6.4	50.0
84	BUSINESS SERVICES	0.8	3.2	0.2	..	17.8	27.8	1.5	29.5
85	EDUCATION SERVICES	..	..	..	..	..	..	..	..
86	HEALTH SERVICES	..	..	..	..	..	..	..	..
87	AMUSEMENT & RECREATION SERVICES	..	..	..	..	..	9.2	..	..
88	ACCOMMODATION & FOOD SERVICES	0.3	2.4	1.4	..	19.9	..	4.5	..
89	OTHER PERSONAL & MISC SERVICES	0.5	0.4	44.6	105.8	90.8	6.8	33.7	628.4
90	TRANSPORTATION MARGINS	..	..	..	..	..	..	..	..
91	OPERATING, OFFICE, LAB. & FOOD	..	..	..	..	..	..	..	..
92	TRAVEL, ADVERTISING & PROMOTION	..	..	..	..	..	..	..	..
	TOTAL	2891.0	3620.3	1512.7	18627.5	9497.2	3702.2	3159.6	6996.3

NOTE: DETAIL MAY NOT ADD DUE TO ROUNDING AND SUPPRESSION OF CONFIDENTIAL COMMODITIES.

TABLE 22. MAKE (OUTPUT) MATRIX (AGGREGATION - M), 1974 (MILLIONS OF 1971 DOLLARS) - CONTINUED

NO.	COMMODITY AGGREGATION - M	RETAIL TRADE	OWNER OCCUPIED DWELLINGS	FINANCE, INS. & REAL EST.	EDUCATION & HEALTH SERVICES	AMUSEMENT RECREATION SERVICES	SERVICE TO BUSINESS MANAGEMENT	ACCOMMODATION, FOOD SERVICES	PERSONAL & MISC. SERVICES
1	GRAINS.....	--	--	--	--	--	--	--	--
2	LIVE ANIMALS.....	--	--	--	--	--	--	--	--
3	OTHER AGRICULTURAL PRODUCTS.....	3.5	--	--	--	--	--	--	--
4	FORESTRY PRODUCTS.....	--	--	--	--	--	--	--	--
5	FISH LANDINGS.....	--	--	--	--	--	--	--	--
6	HUNTING & TRAPPING PRODUCTS.....	--	--	--	--	--	--	--	--
7	IRON ORES & CONCENTRATES.....	--	--	--	--	--	--	--	--
8	OTHER METAL ORES & CONCENTRATES.....	--	--	--	--	--	--	--	--
9	COAL.....	--	--	--	--	--	--	--	--
10	CRUDE MINERAL OILS.....	--	--	--	--	--	--	--	--
11	NATURAL GAS.....	--	--	--	--	--	--	--	--
12	NON-METALLIC MINERALS.....	--	--	--	--	--	--	--	--
13	SERVICES INCIDENTAL TO MINING.....	--	--	--	--	--	--	--	--
14	MEAT PRODUCTS.....	258.5	--	--	--	--	--	--	--
15	DAIRY PRODUCTS.....	--	--	--	--	--	--	--	--
16	FISH PRODUCTS.....	--	--	--	--	--	--	--	--
17	FRUITS & VEGETABLES PREPARATIONS.....	--	--	--	--	--	--	--	--
18	FEEDS.....	--	--	--	--	--	--	--	--
19	FLOUR,WHEAT,MEAL & OTHER CEREALS.....	--	--	--	--	--	--	--	--
20	BREAKFAST CEREAL & BAKERY PROD.....	--	--	--	--	--	--	--	--
21	SUGAR.....	--	--	--	--	--	--	--	--
22	MISC. FOOD PRODUCTS.....	2.5	--	--	--	--	--	--	--
23	SOFT DRINKS.....	--	--	--	--	--	--	--	--
24	ALCOHOLIC BEVERAGES.....	--	--	--	--	--	--	--	--
25	TOBACCO PROCESSED UNMANUFACTURED.....	--	--	--	--	--	--	--	--
26	CIGARETTES & TOBACCO MFG.....	--	--	--	--	--	--	--	--
27	TIRES & TUBES.....	--	--	--	--	--	--	--	--
28	OTHER RUBBER PRODUCTS.....	--	--	--	--	--	--	--	--
29	PLASTIC FABRICATED PRODUCTS.....	--	--	--	--	--	--	--	--
30	LEATHER & LEATHER PRODUCTS.....	--	--	--	--	--	--	--	--
31	YARNS & MAN MADE FIBRES.....	--	--	--	--	--	--	--	--
32	FABRICS.....	--	--	--	--	--	--	--	--
33	OTHER TEXTILE PRODUCTS.....	2.2	--	--	--	--	--	--	--
34	HOSIERY & KNITTED WEAR.....	--	--	--	--	--	--	--	--
35	CLOTHING & ACCESSORIES.....	0.3	--	--	--	--	--	--	--
36	LUMBER & TIMBER.....	--	--	--	--	--	--	--	--
37	VENEER & PLYWOOD.....	--	--	--	--	--	--	--	--
38	OTHER WOOD FABRICATED MATERIALS.....	--	--	--	--	--	--	--	--
39	FURNITURE & FIXTURES.....	--	--	--	--	--	--	--	--
40	PULP.....	--	--	--	--	--	--	--	--
41	NEWSPRINT & OTHER PAPER STOCK.....	--	--	--	--	--	--	--	--
42	PAPER PRODUCTS.....	--	--	--	--	--	--	--	--
43	PRINTING & PUBLISHING.....	--	--	--	--	--	--	--	--
44	ADVERTISING,PRINT MEDIA.....	--	--	--	--	--	--	--	--
45	IRON & STEEL PRODUCTS.....	--	--	--	--	--	--	--	--
46	ALUMINUM PRODUCTS.....	--	--	--	--	--	--	--	--
47	COPPER & COPPER ALLOY PRODUCTS.....	--	--	--	--	--	--	--	--
48	NICKEL PRODUCTS.....	--	--	--	--	--	--	--	--
49	OTHER NON FERROUS METAL PRODUCTS.....	--	--	--	--	--	--	--	--
50	BOILERS, TANKS & PLATES.....	--	--	--	--	--	--	--	--
51	FABRICATED STRUCTURAL METAL PROD.....	--	--	--	--	--	--	--	--
52	OTHER METAL FABRICATED PRODUCTS.....	--	--	--	--	--	--	2.9	--
53	AGRICULTURAL MACHINERY.....	--	--	--	--	--	--	--	--
54	OTHER INDUSTRIAL MACHINERY.....	--	--	--	--	--	--	--	--
55	MOTOR VEHICLES.....	--	--	--	--	--	--	--	--
56	MOTOR VEHICLE PARTS.....	--	--	--	--	--	--	--	--
57	OTHER TRANSPORT EQUIPMENT.....	--	--	--	--	--	--	--	--
58	APPLIANCES & RECEIVERS,HOUSEHOLD.....	--	--	--	--	--	--	--	--
59	OTHER ELECTRICAL PRODUCTS.....	--	--	--	--	--	--	--	--
60	CEMENT & CONCRETE PRODUCTS.....	--	--	--	--	--	--	--	--
61	OTHER NON-METALLIC MINERAL PROD.....	--	--	--	--	--	--	--	--
62	GASOLINE & FUEL OIL.....	--	--	--	--	--	--	--	--
63	OTHER PETROLEUM & COAL PROD.....	--	--	--	--	--	--	--	--
64	INDUSTRIAL CHEMICALS.....	--	--	--	--	--	--	--	--
65	FERTILIZERS.....	--	--	--	--	--	--	--	--
66	PHARMACEUTICALS.....	--	--	--	--	--	--	--	--
67	OTHER CHEMICAL PRODUCTS.....	--	--	--	--	--	--	--	--
68	SCIENTIFIC EQUIPMENT.....	--	--	--	--	--	--	--	--
69	OTHER MANUFACTURED PRODUCTS.....	--	--	--	--	42.7	--	--	--
70	RESIDENTIAL CONSTRUCTION.....	--	--	--	--	--	--	--	--
71	NON-RESIDENTIAL CONSTRUCTION.....	--	--	--	--	--	--	--	--
72	REPAIR CONSTRUCTION.....	--	--	--	--	--	--	--	--
73	PIPELINE TRANSPORTATION.....	--	--	--	--	--	--	--	--
74	TRANSPORTATION & STORAGE.....	7.1	--	0.2	--	--	--	--	--
75	RADIO & TELEVISION BROADCASTING.....	--	--	--	--	--	--	--	--
76	TELEPHONE & TELEGRAPH.....	--	--	--	--	--	--	--	--
77	POSTAL SERVICES.....	--	--	--	--	--	--	--	--
78	ELECTRIC POWER.....	--	--	--	--	--	--	--	--
79	OTHER UTILITIES.....	--	--	0.1	--	--	--	--	9.2
80	WHOLESALE MARGINS.....	--	--	--	--	--	85.1	--	--
81	RETAIL MARGINS.....	8146.1	--	--	--	12.8	12.5	27.9	7.6
82	IMPUTED RENT OWNER OCPD DWEL.....	--	6172.3	--	--	--	--	--	--
83	OTHER FINANCE,INS,REAL ESTATE.....	69.8	--	12583.8	2.6	10.8	28.2	42.5	6.2
84	BUSINESS SERVICES.....	2.4	--	19.6	--	5.8	3767.5	--	--
85	EDUCATION SERVICES.....	--	--	--	304.7	--	--	--	--
86	HEALTH SERVICES.....	--	--	--	2188.6	--	--	--	--
87	AMUSEMENT & RECREATION SERVICES.....	--	--	--	--	930.5	4.9	0.6	--
88	ACCOMMODATION & FOOD SERVICES.....	147.2	--	0.4	--	48.3	0.1	4377.0	0.1
89	OTHER PERSONAL & MISC SERVICES.....	1477.7	--	263.1	--	--	635.0	23.9	1314.2
90	TRANSPORTATION MARGINS.....	--	--	--	--	--	--	--	--
91	OPERATING, OFFICE, LAB & FOOD.....	--	--	--	--	--	--	--	--
92	TRAVEL, ADVERTISING & PROMOTION.....	--	--	--	--	--	--	--	--
	TOTAL.....	10111.3	6172.3	12867.2	2495.9	1050.9	4533.2	4471.9	1337.2

NOTE: DETAIL MAY NOT ADD DUE TO ROUNDING AND SUPPRESSION OF CONFIDENTIAL COMMODITIES.



TABLE 22. MAKE (OUTPUT) MATRIX (AGGREGATION - M), 1974 (MILLIONS OF 1971 DOLLARS) - CONCLUDED

NO.	COMMODITY AGGREGATION - M	TRANS. MARGINS	OPERATING OFFICE LAB & FOOD	TRAVEL PROMOTION, ADVTG.	TOTAL INDUSTRIES
1	GRAINS	..	..	..	852.8
2	LIVE ANIMALS	..	..	..	2023.3
3	OTHER AGRICULTURAL PRODUCTS	..	..	..	1897.8
4	FORESTRY PRODUCTS	..	..	..	1787.4
5	FISH LANDINGS	..	..	..	170.9
6	HUNTING & TRAPPING PRODUCTS	..	..	..	14.6
7	IRON ORES & CONCENTRATES	..	..	..	553.6
8	OTHER METAL ORES & CONCENTRATES	..	..	..	1931.5
9	COAL	..	..	..	125.5
10	CRUDE MINERAL OILS	..	..	..	1896.0
11	NATURAL GAS	..	..	..	380.5
12	NON-METALLIC MINERALS	..	..	..	613.1
13	SERVICES INCIDENTAL TO MINING	..	..	..	644.2
14	MEAT PRODUCTS	..	..	..	3077.8
15	DAIRY PRODUCTS	..	..	..	1457.4
16	FISH PRODUCTS	..	..	..	327.4
17	FRUITS & VEGETABLES PREPARATIONS	..	..	..	697.0
18	FEEDS	..	..	..	875.0
19	FLOUR,WHEAT,MEAL & OTHER CEREALS	..	..	..	190.6
20	BREAKFAST CEREAL & BAKERY PROD.	..	..	..	777.8
21	SUGAR	..	..	..	221.4
22	MISC. FOOD PRODUCTS	..	..	..	1099.0
23	SOFT DRINKS	..	..	..	394.7
24	ALCOHOLIC BEVERAGES	..	..	..	1020.0
25	TOBACCO PROCESSED UNMANUFACTURED	..	..	..	178.6
26	CIGARETTES & TOBACCO MFG.	..	..	..	448.5
27	TIRES & TUBES	..	..	..	378.4
28	OTHER RUBBER PRODUCTS	..	..	..	258.1
29	PLASTIC FABRICATED PRODUCTS	..	..	..	600.6
30	LEATHER & LEATHER PRODUCTS	..	..	..	407.4
31	YARNS & MAN MADE FIBRES	..	..	..	424.8
32	FABRICS	..	..	..	733.4
33	OTHER TEXTILE PRODUCTS	..	..	..	793.3
34	HOSIERY & KNITTED WEAR	..	..	..	534.0
35	CLOTHING & ACCESSORIES	..	..	..	1553.5
36	LUMBER & TIMBER	..	..	..	1389.1
37	VENEER & PLYWOOD	..	..	..	286.1
38	OTHER WOOD FABRICATED MATERIALS	..	..	..	1091.9
39	FURNITURE & FIXTURES	..	..	..	1000.4
40	PULP	..	..	..	1158.8
41	NEWSPRINT & OTHER PAPER STOCK	..	..	..	2420.2
42	PAPER PRODUCTS	..	..	..	1552.0
43	PRINTING & PUBLISHING	..	..	..	1323.3
44	ADVERTISING,PRINT MEDIA	..	..	..	651.0
45	IRON & STEEL PRODUCTS	..	..	..	2813.6
46	ALUMINUM PRODUCTS	..	..	..	882.0
47	COPPER & COPPER ALLOY PRODUCTS	..	..	..	1057.9
48	NICKEL PRODUCTS	..	..	..	731.0
49	OTHER NON FERROUS METAL PRODUCTS	..	..	..	527.2
50	BOILERS, TANKS & PLATES	..	..	..	277.6
51	FABRICATED STRUCTURAL METAL PROD.	..	..	..	989.5
52	OTHER METAL FABRICATED PRODUCTS	..	..	..	3018.6
53	AGRICULTURAL MACHINERY	..	..	..	454.3
54	OTHER INDUSTRIAL MACHINERY	..	..	..	2383.0
55	MOTOR VEHICLES	..	..	..	5090.9
56	MOTOR VEHICLE PARTS	..	..	..	2684.8
57	OTHER TRANSPORT EQUIPMENT	..	..	..	1386.4
58	APPLIANCES & RECEIVERS,HOUSEHOLD	..	..	..	1053.2
59	OTHER ELECTRICAL PRODUCTS	..	..	..	3059.2
60	CEMENT & CONCRETE PRODUCTS	..	..	..	942.4
61	OTHER NON-METALLIC MINERAL PROD.	..	..	..	931.4
62	GASOLINE & FUEL OIL	..	..	..	2420.1
63	OTHER PETROLEUM & COAL PROD.	..	..	..	537.3
64	INDUSTRIAL CHEMICALS	..	..	..	1434.0
65	FERTILIZERS	..	..	..	277.3
66	PHARMACEUTICALS	..	..	..	486.7
67	OTHER CHEMICAL PRODUCTS	..	..	..	1546.3
68	SCIENTIFIC EQUIPMENT	..	..	..	493.3
69	OTHER MANUFACTURED PRODUCTS	..	..	..	923.7
70	RESIDENTIAL CONSTRUCTION	..	..	..	5071.2
71	NON-RESIDENTIAL CONSTRUCTION	..	..	..	10202.5
72	REPAIR CONSTRUCTION	..	..	..	3133.1
73	PIPELINE TRANSPORTATION	..	..	..	810.9
74	TRANSPORTATION & STORAGE	..	..	..	8442.7
75	RADIO & TELEVISION BROADCASTING	..	..	..	489.4
76	TELEPHONE & TELEGRAPH	..	..	..	2467.6
77	POSTAL SERVICES	..	..	..	541.5
78	ELECTRIC POWER	..	..	..	2616.3
79	OTHER UTILITIES	..	..	..	491.6
80	WHOLESALE MARGINS	..	..	..	8116.1
81	RETAIL MARGINS	..	..	..	8250.0
82	IMPUTED RENT OWNER OCPD. DWEL.	..	..	..	6172.3
83	OTHER FINANCE,INS,REAL ESTATE	..	..	..	13142.8
84	BUSINESS SERVICES	..	..	..	3922.5
85	EDUCATION SERVICES	..	..	..	304.7
86	HEALTH SERVICES	..	..	..	2188.6
87	AMUSEMENT & RECREATION SERVICES	..	..	..	945.1
88	ACCOMMODATION & FOOD SERVICES	..	..	..	4657.8
89	OTHER PERSONAL & MISC. SERVICES	..	..	..	4858.6
90	TRANSPORTATION MARGINS	3902.5	..	..	3902.5
91	OPERATING, OFFICE, LAB. & FOOD	..	7167.7	..	7167.7
92	TRAVEL, ADVERTISING & PROMOTION	..	..	3746.5	3746.5
	<b>TOTAL</b>	<b>3902.5</b>	<b>7167.7</b>	<b>3746.5</b>	<b>178258.8</b>

NOTE: DETAIL MAY NOT ADD DUE TO ROUNDING AND SUPPRESSION OF CONFIDENTIAL COMMODITIES.

TABLE 23. USE (INPUT) MATRIX (AGGREGATION - M), 1974 (MILLIONS OF 1971 DOLLARS)

NO.	COMMODITY AGGREGATION - M	AGRICUL- TURE	FOREST- RY	FISHING, HUNTING & TRAPPING	METAL MINES	MINERAL FUELS	NON-METAL MINES & QUARRIES	SERVICES INCIDENTAL TO MINING	FOOD & BEVERAGE INDUSTRIES
1	GRAINS.....	24.1	--	--	--	--	--	--	372.8
2	LIVE ANIMALS.....	130.8	--	--	--	--	--	--	1442.9
3	OTHER AGRICULTURAL PRODUCTS.....	144.2	--	--	--	--	--	--	927.5
4	FORESTRY PRODUCTS.....	0.4	243.1	--	--	--	--	--	--
5	FISH LANDINGS.....	--	--	1.9	--	--	--	--	155.0
6	HUNTING & TRAPPING PRODUCTS.....	--	--	--	--	--	--	--	--
7	IRON ORES & CONCENTRATES.....	--	--	--	2.6	--	--	--	--
8	OTHER METAL ORES & CONCENTRATES.....	--	--	--	5.4	--	--	--	--
9	COAL.....	0.9	--	--	1.1	--	0.1	--	0.2
10	CRUDE MINERAL OILS.....	--	--	--	--	--	--	--	--
11	NATURAL GAS.....	1.7	--	--	2.0	3.2	2.3	--	8.0
12	NON-METALLIC MINERALS.....	5.4	--	0.4	15.5	0.5	3.7	2.8	7.9
13	SERVICES INCIDENTAL TO MINING.....	--	--	--	179.4	104.1	16.0	--	--
14	MEAT PRODUCTS.....	3.1	--	--	--	--	--	--	612.6
15	DAIRY PRODUCTS.....	--	--	--	--	--	--	--	236.7
16	FISH PRODUCTS.....	--	--	--	--	--	--	--	30.9
17	FRUITS & VEGETABLES PREPARATIONS.....	--	--	--	--	--	--	--	80.5
18	FEEDS.....	599.2	--	--	--	--	--	--	176.3
19	FLOUR,WHEAT,MEAL & OTHER CEREALS.....	--	--	--	--	--	--	--	113.8
20	BREAKFAST CEREAL & BAKERY PROD.....	--	--	--	--	--	--	--	6.1
21	SUGAR.....	--	--	--	--	--	--	--	136.0
22	MISC. FOOD PRODUCTS.....	--	--	--	--	--	--	--	332.8
23	SOFT DRINKS.....	--	--	--	--	--	--	--	46.0
24	ALCOHOLIC BEVERAGES.....	--	--	--	--	--	--	--	38.7
25	TOBACCO PROCESSED UNMANUFACTURED.....	--	--	--	--	--	--	--	--
26	CIGARETTES & TOBACCO MFG.....	--	--	--	--	--	--	--	--
27	TIRES & TUBES.....	11.4	--	--	--	--	--	--	--
28	OTHER RUBBER PRODUCTS.....	--	--	--	--	--	--	--	--
29	PLASTIC FABRICATED PRODUCTS.....	--	--	--	--	--	3.8	--	56.7
30	LEATHER & LEATHER PRODUCTS.....	--	--	--	--	--	--	--	--
31	YARNS & MAN MADE FIBRES.....	--	--	0.4	--	--	--	--	--
32	FABRICS.....	--	--	--	--	--	--	--	0.9
33	OTHER TEXTILE PRODUCTS.....	17.8	3.3	6.2	0.7	--	0.3	--	8.4
34	HOSIERY & KNITTED WEAR.....	--	--	--	--	--	--	--	--
35	CLOTHING & ACCESSORIES.....	--	--	--	--	--	--	--	--
36	LUMBER & TIMBER.....	0.1	--	2.4	--	0.4	0.3	--	--
37	VENEER & PLYWOOD.....	--	--	--	--	--	--	--	--
38	OTHER WOOD FABRICATED MATERIALS.....	2.6	--	--	--	--	0.8	--	6.9
39	FURNITURE & FIXTURES.....	--	--	--	--	--	--	--	--
40	PULP.....	--	--	--	--	--	--	--	--
41	NEWSPRINT & OTHER PAPER STOCK.....	--	--	--	--	--	--	--	10.5
42	PAPER PRODUCTS.....	2.6	--	--	0.1	--	6.8	--	292.7
43	PRINTING & PUBLISHING.....	--	--	--	--	--	0.2	--	29.7
44	ADVERTISING,PRINT MEDIA.....	--	--	--	--	--	--	--	--
45	IRON & STEEL PRODUCTS.....	--	--	--	40.8	8.0	1.6	20.4	--
46	ALUMINUM PRODUCTS.....	--	--	--	--	--	--	--	0.6
47	COPPER & COPPER ALLOY PRODUCTS.....	--	--	--	--	--	--	--	--
48	NICKEL PRODUCTS.....	--	--	--	--	--	--	--	--
49	OTHER NON FERROUS METAL PRODUCTS.....	--	--	--	0.7	0.1	--	--	2.0
50	BOILERS, TANKS & PLATES.....	--	--	--	--	--	--	--	--
51	FABRICATED STRUCTURAL METAL PROD.....	--	--	--	2.6	0.6	--	--	--
52	OTHER METAL FABRICATED PRODUCTS.....	26.9	12.9	0.9	4.0	1.7	--	--	201.8
53	AGRICULTURAL MACHINERY.....	61.6	--	--	--	--	--	--	--
54	OTHER INDUSTRIAL MACHINERY.....	--	9.4	3.3	27.6	16.9	14.9	10.4	4.3
55	MOTOR VEHICLES.....	--	--	--	--	--	--	--	--
56	MOTOR VEHICLE PARTS.....	--	--	--	--	--	--	--	--
57	OTHER TRANSPORT EQUIPMENT.....	1.3	3.0	16.4	6.3	0.9	--	--	--
58	APPLIANCES & RECEIVERS,HOUSEHOLD.....	--	--	--	--	--	--	--	--
59	OTHER ELECTRICAL PRODUCTS.....	--	--	7.3	--	--	--	5.7	--
60	CEMENT & CONCRETE PRODUCTS.....	--	--	--	--	--	0.2	4.1	--
61	OTHER NON-METALLIC MINERAL PROD.....	1.8	0.2	0.4	6.2	--	0.5	3.1	106.4
62	GASOLINE & FUEL OIL.....	165.9	37.1	8.5	33.0	6.6	12.2	9.0	27.0
63	OTHER PETROLEUM & COAL PROD.....	29.3	1.0	1.9	5.8	1.9	5.2	2.2	5.9
64	INDUSTRIAL CHEMICALS.....	64.4	0.3	0.2	17.5	6.9	3.8	0.4	38.1
65	FERTILIZERS.....	79.8	--	--	--	--	--	--	--
66	PHARMACEUTICALS.....	20.4	--	--	--	--	--	--	11.1
67	OTHER CHEMICAL PRODUCTS.....	79.9	1.8	0.2	40.3	4.7	12.4	1.7	66.1
68	SCIENTIFIC EQUIPMENT.....	--	--	--	--	--	--	--	--
69	OTHER MANUFACTURED PRODUCTS.....	--	--	2.8	--	--	--	--	0.9
70	RESIDENTIAL CONSTRUCTION.....	--	--	--	--	--	--	--	--
71	NON-RESIDENTIAL CONSTRUCTION.....	--	--	--	--	--	--	--	--
72	REPAIR CONSTRUCTION.....	122.7	26.0	0.4	43.2	118.0	8.4	0.1	22.5
73	PIPELINE TRANSPORTATION.....	2.9	--	--	2.5	3.0	2.5	--	9.3
74	TRANSPORTATION & STORAGE.....	17.4	162.5	1.4	27.8	9.4	7.6	20.4	55.4
75	RADIO & TELEVISION BROADCASTING.....	--	--	--	--	--	--	--	--
76	TELEPHONE & TELEGRAPH.....	30.1	3.4	0.4	4.9	6.1	2.0	2.9	32.2
77	POSTAL SERVICES.....	2.4	0.3	--	0.5	1.4	0.2	0.2	4.6
78	ELECTRIC POWER.....	81.9	1.1	0.2	70.1	45.7	17.8	6.9	45.6
79	OTHER UTILITIES.....	5.0	--	--	2.5	3.3	1.9	--	13.3
80	WHOLESALE MARGINS.....	158.0	12.6	5.7	34.3	10.9	12.5	9.8	213.7
81	RETAIL MARGINS.....	42.1	1.3	1.2	1.0	0.3	1.1	0.9	2.6
82	IMPUTED RENT OWNER OCPD. DWEL.....	--	--	--	--	--	--	--	--
83	OTHER FINANCE,INS.,REAL ESTATE.....	213.9	120.5	3.3	84.2	474.6	15.2	14.5	106.0
84	BUSINESS SERVICES.....	13.5	5.9	0.4	53.8	140.4	9.3	12.7	67.6
85	EDUCATION SERVICES.....	--	--	--	--	--	--	--	--
86	HEALTH SERVICES.....	--	--	--	--	--	--	--	--
87	AMUSEMENT & RECREATION SERVICES.....	--	--	--	--	--	--	--	--
88	ACCOMMODATION & FOOD SERVICES.....	--	--	--	--	--	--	--	--
89	OTHER PERSONAL & MISC. SERVICES.....	14.3	64.3	3.3	16.9	6.8	10.7	6.5	46.7
90	TRANSPORTATION MARGINS.....	74.3	4.3	2.5	18.8	3.4	5.3	4.6	252.2
91	OPERATING, OFFICE, LAB. & FOOD.....	179.9	234.3	1.8	306.3	60.8	89.3	72.0	200.0
92	TRAVEL, ADVERTISING & PROMOTION.....	0.3	3.9	--	6.9	21.9	4.6	14.0	345.2
93	NON-COMPETING IMPORTS.....	--	--	--	--	--	--	--	201.0
94	UNALLOCATED IMPORTS & EXPORTS.....	--	--	--	--	--	--	--	--
95	INDIRECT TAXES.....	272.7	49.3	6.0	57.9	121.5	17.7	7.6	93.0
96	SUBSIDIES.....	-168.1	-1.0	-1.0	-10.4	-2.8	--	--	-27.1
	GDP AT FACTOR COST.....	2342.8	764.6	113.8	1443.3	1429.1	490.6	293.4	2834.6
	<b>TOTAL</b> .....	<b>4881.6</b>	<b>1765.4</b>	<b>192.7</b>	<b>2556.0</b>	<b>2610.6</b>	<b>781.7</b>	<b>526.2</b>	<b>10115.1</b>

NOTE: DETAIL MAY NOT ADD DUE TO ROUNDING.

TABLE 23. USE (INPUT) MATRIX (AGGREGATION - M), 1974 (MILLIONS OF 1971 DOLLARS) - CONTINUED

NO.	COMMODITY AGGREGATION - M	TOBACCO PRODUCTS INDUSTRIES	RUBBER & PLASTIC PROD. IND.	LEATHER INDUSTRIES	TEXTILE INDUSTRIES	KNITTING MILLS	CLOTHING INDUSTRIES	WOOD	FURNITURE, FIXTURE INDUSTRIES
1	GRAINS	--	--	--	--	--	--	--	--
2	LIVE ANIMALS	--	--	--	--	--	--	--	--
3	OTHER AGRICULTURAL PRODUCTS	160.0	--	--	0.6	0.3	9.3	--	--
4	FORESTRY PRODUCTS	--	0.1	--	--	--	--	796.1	0.8
5	FISH LANDINGS	--	--	--	--	--	--	--	--
6	HUNTING & TRAPPING PRODUCTS	--	--	0.1	--	--	21.9	--	--
7	IRON ORES & CONCENTRATES	--	--	--	--	--	--	--	--
8	OTHER METAL ORES & CONCENTRATES	--	--	--	--	--	--	--	--
9	COAL	--	--	--	--	--	--	--	--
10	CRUDE MINERAL OILS	--	--	--	--	--	--	0.1	--
11	NATURAL GAS	0.1	1.3	0.2	1.6	0.2	0.1	2.3	0.6
12	NON-METALLIC MINERALS	--	1.6	0.2	0.8	--	--	--	0.1
13	SERVICES INCIDENTAL TO MINING	--	--	--	--	--	--	--	--
14	MEAT PRODUCTS	0.4	0.3	18.6	--	--	0.1	--	--
15	DAIRY PRODUCTS	--	--	--	--	--	--	--	--
16	FISH PRODUCTS	--	--	0.3	--	--	--	--	--
17	FRUITS & VEGETABLES PREPARATIONS	--	--	--	--	--	--	--	--
18	FEEDS	--	--	--	--	--	--	--	--
19	FLOUR,WHEAT,MEAL & OTHER CEREALS	--	--	--	0.2	--	--	0.1	--
20	BREAKFAST CEREAL & BAKERY PROD.	--	--	--	--	--	--	--	--
21	SUGAR	--	--	--	--	--	--	--	--
22	MISC. FOOD PRODUCTS	0.3	0.3	--	--	--	--	--	--
23	SOFT DRINKS	--	--	--	--	--	--	--	--
24	ALCOHOLIC BEVERAGES	--	--	--	--	--	--	--	--
25	TOBACCO PROCESSED UNMANUFACTURED	132.2	--	--	--	--	--	--	--
26	CIGARETTES & TOBACCO MFG.	1.9	--	--	--	--	--	--	--
27	TIRES & TUBES	--	5.8	--	--	--	--	--	--
28	OTHER RUBBER PRODUCTS	--	12.2	48.3	7.3	--	0.6	--	20.3
29	PLASTIC FABRICATED PRODUCTS	1.5	41.3	12.3	18.4	0.1	1.4	12.1	27.8
30	LEATHER & LEATHER PRODUCTS	--	1.9	64.6	--	--	36.9	--	1.3
31	YARNS & MAN MADE FIBRES	3.2	9.4	--	370.1	193.7	3.1	--	--
32	FABRICS	--	67.2	4.8	189.7	15.2	544.5	1.4	57.5
33	OTHER TEXTILE PRODUCTS	--	0.9	1.9	38.4	7.2	48.6	0.7	13.3
34	HOSIERY & KNITTED WEAR	--	--	--	0.4	1.0	--	--	--
35	CLOTHING & ACCESSORIES	--	2.0	2.0	47.7	17.7	94.6	--	--
36	LUMBER & TIMBER	--	0.2	0.1	0.3	--	--	201.9	43.7
37	VENEER & PLYWOOD	--	0.1	0.2	--	--	--	84.5	21.9
38	OTHER WOOD FABRICATED MATERIALS	0.3	1.2	1.1	0.5	--	--	85.5	25.8
39	FURNITURE & FIXTURES	--	--	--	--	--	--	2.6	35.6
40	PULP	--	--	--	8.4	--	--	--	--
41	NEWSPRINT & OTHER PAPER STOCK	3.3	10.3	0.5	3.1	0.6	1.0	8.6	5.2
42	PAPER PRODUCTS	34.3	20.1	5.9	22.0	5.0	11.1	4.4	18.6
43	PRINTING & PUBLISHING	0.9	1.0	0.3	1.6	0.9	0.9	0.1	0.8
44	ADVERTISING,PRINT MEDIA	--	--	--	--	--	--	--	--
45	IRON & STEEL PRODUCTS	--	0.8	0.2	0.3	--	--	0.5	39.8
46	ALUMINUM PRODUCTS	--	--	--	0.7	--	--	9.4	0.5
47	COPPER & COPPER ALLOY PRODUCTS	--	--	--	--	--	--	--	--
48	NICKEL PRODUCTS	--	--	--	0.2	--	--	--	--
49	OTHER NON FERROUS METAL PRODUCTS	--	3.0	--	0.2	--	--	--	0.1
50	BOILERS, TANKS & PLATES	--	--	--	--	--	--	--	--
51	FABRICATED STRUCTURAL METAL PROD.	--	0.1	--	0.2	--	--	12.6	0.3
52	OTHER METAL FABRICATED PRODUCTS	1.9	16.7	5.1	9.5	--	0.3	32.6	66.3
53	AGRICULTURAL MACHINERY	--	--	--	--	--	--	--	--
54	OTHER INDUSTRIAL MACHINERY	--	0.9	--	1.4	--	--	0.1	2.5
55	MOTOR VEHICLES	--	--	--	0.2	--	--	--	--
56	MOTOR VEHICLE PARTS	--	11.3	--	6.7	--	--	0.1	--
57	OTHER TRANSPORT EQUIPMENT	--	0.2	--	--	--	--	--	--
58	APPLIANCES & RECEIVERS,HOUSEHOLD	--	--	--	--	--	--	--	--
59	OTHER ELECTRICAL PRODUCTS	--	0.3	--	0.2	--	--	0.8	5.7
60	CEMENT & CONCRETE PRODUCTS	--	--	--	--	--	--	--	--
61	OTHER NON-METALLIC MINERAL PROD.	--	5.5	0.2	0.5	--	0.1	22.4	8.7
62	GASOLINE & FUEL OIL	0.4	3.5	0.5	7.3	0.9	0.7	8.9	1.3
63	OTHER PETROLEUM & COAL PROD.	0.1	0.7	0.1	1.1	--	0.1	3.3	0.2
64	INDUSTRIAL CHEMICALS	3.9	314.3	5.3	59.6	0.3	0.8	13.5	0.5
65	FERTILIZERS	--	--	--	--	--	--	--	--
66	PHARMACEUTICALS	--	--	--	--	--	--	--	--
67	OTHER CHEMICAL PRODUCTS	0.2	24.2	5.0	30.3	3.2	1.1	12.4	15.5
68	SCIENTIFIC EQUIPMENT	--	0.7	--	--	--	--	--	--
69	OTHER MANUFACTURED PRODUCTS	--	5.0	9.4	59.2	1.6	35.3	5.0	18.7
70	RESIDENTIAL CONSTRUCTION	--	--	--	--	--	--	--	--
71	NON-RESIDENTIAL CONSTRUCTION	--	--	--	--	--	--	--	--
72	REPAIR CONSTRUCTION	2.2	3.7	1.0	5.4	0.6	1.1	13.6	2.5
73	PIPELINE TRANSPORTATION	0.1	1.4	0.3	1.9	0.2	0.1	2.6	0.6
74	TRANSPORTATION & STORAGE	0.6	0.8	0.4	1.5	0.3	1.7	2.8	0.8
75	RADIO & TELEVISION BROADCASTING	--	--	--	--	--	--	--	--
76	TELEPHONE & TELEGRAPH	1.3	8.0	2.1	7.8	1.8	5.7	9.7	4.4
77	POSTAL SERVICES	0.2	1.3	0.6	1.4	0.6	2.7	1.1	1.1
78	ELECTRIC POWER	1.4	15.1	1.8	16.9	2.5	4.1	30.1	5.0
79	OTHER UTILITIES	0.2	2.1	0.2	2.4	0.4	0.4	3.2	0.6
80	WHOLESALE MARGINS	6.1	34.1	11.9	52.9	15.9	62.3	71.9	50.2
81	RETAIL MARGINS	--	0.1	--	0.2	--	0.1	0.9	0.1
82	IMPUTED RENT OWNER OCPD. DWEL.	--	--	--	--	--	--	--	--
83	OTHER FINANCE,INS,REAL ESTATE	8.9	31.0	10.8	28.1	9.2	36.8	52.9	23.2
84	BUSINESS SERVICES	4.8	19.4	4.6	17.1	2.9	12.0	16.2	7.3
85	EDUCATION SERVICES	--	--	--	--	--	--	--	--
86	HEALTH SERVICES	--	--	--	--	--	--	--	--
87	AMUSEMENT & RECREATION SERVICES	--	--	--	--	--	--	--	--
88	ACCOMMODATION & FOOD SERVICES	--	--	--	--	--	--	--	--
89	OTHER PERSONAL & MISC. SERVICES	1.4	5.5	5.0	4.6	1.8	3.3	20.4	2.9
90	TRANSPORTATION MARGINS	5.2	19.1	5.4	24.1	3.8	9.9	70.1	17.3
91	OPERATING, OFFICE, LAB. & FOOD	6.8	47.4	11.1	59.0	10.6	19.6	154.8	18.9
92	TRAVEL, ADVERTISING & PROMOTION	31.6	50.8	13.1	37.9	7.4	30.5	23.5	21.7
93	NON-COMPETING IMPORTS	--	24.0	--	39.0	0.1	--	--	--
94	UNALLOCATED IMPORTS & EXPORTS	--	--	--	--	--	--	--	--
95	INDIRECT TAXES	3.6	14.6	4.1	20.6	3.4	7.1	33.6	10.3
96	SUBSIDIES	--	-0.5	--	-0.5	-0.1	-0.1	-0.6	-0.2
	GDP AT FACTOR COST	214.1	684.9	174.1	805.6	228.1	698.2	956.0	409.6
	TOTAL	633.4	1527.2	433.9	2014.4	537.3	1708.1	2785.0	1009.6

NOTE: DETAIL MAY NOT ADD DUE TO ROUNDING.

TABLE 23. USE (INPUT) MATRIX (AGGREGATION - M), 1974 (MILLIONS OF 1971 DOLLARS) - CONTINUED

NO.	COMMODITY AGGREGATION - M	PAPER & ALLIED INDUSTRIES	PRINTING & PUBLISHING	PRIMARY METAL INDUSTRIES	METAL FABRICATING INDUSTRIES	MACHINERY INDUSTRIES	TRANS. EQUIPMENT INDUSTRIES	ELECTRICAL PRODUCTS INDUSTRIES	NON-METAL MINERAL PROD. IND.
1	GRAINS.....	--	--	--	--	--	--	--	--
2	LIVE ANIMALS.....	--	--	--	--	--	--	--	--
3	OTHER AGRICULTURAL PRODUCTS.....	--	--	--	--	--	--	--	--
4	FORESTRY PRODUCTS.....	627.2	--	--	--	--	--	--	0.1
5	FISH LANDINGS.....	--	--	--	--	--	--	--	--
6	HUNTING & TRAPPING PRODUCTS.....	--	--	--	--	--	--	--	--
7	IRON ORES & CONCENTRATES.....	--	--	185.5	--	--	--	--	0.3
8	OTHER METAL ORES & CONCENTRATES.....	--	--	1409.8	--	--	0.1	0.3	14.8
9	COAL.....	4.3	--	145.0	--	--	0.8	0.1	2.8
10	CRUDE MINERAL OILS.....	--	--	4.0	--	--	--	--	--
11	NATURAL GAS.....	14.3	0.5	14.8	4.5	1.6	4.4	1.7	11.8
12	NON-METALLIC MINERALS.....	19.0	--	28.1	1.7	4.2	1.2	0.9	105.1
13	SERVICES INCIDENTAL TO MINING.....	--	--	--	--	--	--	--	--
14	MEAT PRODUCTS.....	--	--	--	--	--	--	--	--
15	DAIRY PRODUCTS.....	--	--	--	--	--	--	--	0.2
16	FISH PRODUCTS.....	--	--	--	--	--	--	--	--
17	FRUITS & VEGETABLES PREPARATIONS.....	--	--	--	--	--	--	--	--
18	FEEDS.....	--	--	--	--	--	--	--	--
19	FLOUR,WHEAT,MEAL & OTHER CEREALS.....	3.0	--	--	--	--	--	--	--
20	BREAKFAST CEREAL & BAKERY PROD.....	--	--	--	--	--	--	--	--
21	SUGAR.....	--	--	--	--	--	--	--	--
22	MISC. FOOD PRODUCTS.....	2.7	--	--	--	--	--	--	0.6
23	SOFT DRINKS.....	--	--	--	--	--	--	--	--
24	ALCOHOLIC BEVERAGES.....	--	--	--	--	--	--	--	--
25	TOBACCO PROCESSED UNMANUFACTURED.....	--	--	--	--	--	--	--	--
26	CIGARETTES & TOBACCO MFG.....	--	--	--	--	--	--	--	--
27	TIRES & TUBES.....	--	--	--	--	22.5	152.4	--	--
28	OTHER RUBBER PRODUCTS.....	0.1	0.1	0.5	1.9	17.3	45.7	37.9	1.6
29	PLASTIC FABRICATED PRODUCTS.....	41.6	0.8	--	7.9	0.5	6.2	16.4	7.5
30	LEATHER & LEATHER PRODUCTS.....	--	0.4	--	--	--	1.2	--	--
31	YARNS & MAN MADE FIBRES.....	1.3	--	--	0.7	--	--	0.7	1.1
32	FABRICS.....	0.9	4.0	--	--	0.4	5.7	0.8	2.1
33	OTHER TEXTILE PRODUCTS.....	31.9	0.1	--	0.6	0.1	31.3	1.0	0.3
34	HOSIERY & KNITTED WEAR.....	--	--	--	--	--	--	--	--
35	CLOTHING & ACCESSORIES.....	--	--	--	--	--	--	--	--
36	LUMBER & TIMBER.....	0.6	--	5.1	10.3	5.8	33.2	2.3	1.1
37	VENEER & PLYWOOD.....	--	--	--	--	0.2	16.0	--	--
38	OTHER WOOD FABRICATED MATERIALS.....	266.8	0.1	5.4	3.7	1.2	6.1	5.4	4.9
39	FURNITURE & FIXTURES.....	--	--	--	0.1	--	13.0	2.9	--
40	PULP.....	171.4	--	--	--	--	--	--	--
41	NEWSPRINT & OTHER PAPER STOCK.....	495.9	353.4	0.8	0.3	0.3	2.7	0.7	18.5
42	PAPER PRODUCTS.....	79.3	12.4	4.5	25.3	6.1	11.9	33.7	22.7
43	PRINTING & PUBLISHING.....	5.7	143.1	0.1	0.2	3.5	--	1.2	0.3
44	ADVERTISING,PRINT MEDIA.....	--	--	--	--	--	--	--	--
45	IRON & STEEL PRODUCTS.....	1.8	--	378.3	977.1	270.9	511.7	133.3	9.8
46	ALUMINUM PRODUCTS.....	21.2	--	235.8	145.5	24.4	74.3	89.5	0.5
47	COPPER & COPPER ALLOY PRODUCTS.....	--	--	232.8	74.1	13.9	32.6	228.4	0.4
48	NICKEL PRODUCTS.....	--	--	19.7	19.8	3.6	7.7	9.9	0.1
49	OTHER NON FERROUS METAL PRODUCTS.....	4.4	4.0	252.9	37.2	6.7	36.0	39.8	4.4
50	BOILERS, TANKS & PLATES.....	0.1	--	--	18.0	6.9	3.7	10.1	--
51	FABRICATED STRUCTURAL METAL PROD.....	--	--	1.9	130.7	37.2	41.1	12.4	1.1
52	OTHER METAL FABRICATED PRODUCTS.....	27.6	0.1	100.7	407.3	152.5	303.1	145.0	22.3
53	AGRICULTURAL MACHINERY.....	--	--	--	0.1	30.7	0.6	--	--
54	OTHER INDUSTRIAL MACHINERY.....	1.1	--	50.5	22.6	393.6	118.1	50.0	3.5
55	MOTOR VEHICLES.....	--	--	--	1.0	0.9	10.8	0.2	--
56	MOTOR VEHICLE PARTS.....	--	--	--	12.7	42.4	3352.2	2.8	--
57	OTHER TRANSPORT EQUIPMENT.....	--	--	0.3	--	--	192.7	--	0.3
58	APPLIANCES & RECEIVERS,HOUSEHOLD.....	--	--	0.2	5.8	2.3	71.7	82.5	--
59	OTHER ELECTRICAL PRODUCTS.....	--	--	1.3	8.4	123.4	117.6	571.9	4.5
60	CEMENT & CONCRETE PRODUCTS.....	--	--	--	--	--	--	--	163.0
61	OTHER NON-METALLIC MINERAL PROD.....	15.1	--	63.8	42.3	8.2	110.1	31.2	69.8
62	GASOLINE & FUEL OIL.....	89.7	1.6	29.9	5.9	2.0	8.4	2.4	27.6
63	OTHER PETROLEUM & COAL PROD.....	14.0	1.5	45.2	3.8	2.0	7.2	3.3	6.8
64	INDUSTRIAL CHEMICALS.....	179.9	0.8	34.6	10.6	4.3	4.8	59.5	27.7
65	FERTILIZERS.....	--	--	0.1	--	--	--	--	--
66	PHARMACEUTICALS.....	--	--	--	--	--	--	--	--
67	OTHER CHEMICAL PRODUCTS.....	50.7	37.6	9.0	37.7	10.0	33.1	21.7	9.6
68	SCIENTIFIC EQUIPMENT.....	--	13.2	0.1	4.8	5.5	35.7	14.7	0.5
69	OTHER MANUFACTURED PRODUCTS.....	3.5	2.0	0.6	2.1	2.0	9.7	4.2	13.3
70	RESIDENTIAL CONSTRUCTION.....	--	--	--	--	--	--	--	--
71	NON-RESIDENTIAL CONSTRUCTION.....	--	--	--	--	--	--	--	--
72	REPAIR CONSTRUCTION.....	24.6	4.3	37.9	11.2	8.2	13.2	8.4	8.3
73	PIPELINE TRANSPORTATION.....	16.5	0.6	17.3	5.1	1.9	4.9	2.1	14.1
74	TRANSPORTATION & STORAGE.....	10.2	1.9	10.4	6.4	2.1	32.0	9.2	1.8
75	RADIO & TELEVISION BROADCASTING.....	--	--	--	--	--	--	--	--
76	TELEPHONE & TELEGRAPH.....	16.4	18.3	16.6	22.7	16.0	26.9	25.0	9.2
77	POSTAL SERVICES.....	1.6	19.9	1.2	3.2	2.9	3.4	3.5	1.0
78	ELECTRIC POWER.....	148.4	8.4	111.2	23.7	10.9	33.6	15.7	35.6
79	OTHER UTILITIES.....	16.0	0.9	14.7	4.2	1.7	5.5	2.3	10.1
80	WHOLESALE MARGINS.....	96.6	26.7	201.7	115.2	93.0	124.5	101.0	24.9
81	RETAIL MARGINS.....	0.6	0.4	0.9	1.0	0.4	0.8	0.6	0.8
82	IMPUTED RENT OWNER OCPD DWEL.....	--	--	--	--	--	--	--	--
83	OTHER FINANCE,INS,REAL ESTATE.....	56.7	44.3	42.3	68.4	60.1	65.4	68.8	26.3
84	BUSINESS SERVICES.....	31.7	38.8	39.8	41.6	33.6	325.3	37.9	14.7
85	EDUCATION SERVICES.....	--	--	--	--	--	--	--	--
86	HEALTH SERVICES.....	--	--	--	--	--	--	--	--
87	AMUSEMENT & RECREATION SERVICES.....	--	--	--	--	--	--	--	--
88	ACCOMMODATION & FOOD SERVICES.....	--	--	--	--	--	--	--	--
89	OTHER PERSONAL & MISC. SERVICES.....	36.8	10.6	18.6	23.0	8.5	11.6	11.5	17.4
90	TRANSPORTATION MARGINS.....	163.8	30.1	179.2	82.3	42.2	110.0	45.4	62.9
91	OPERATING, OFFICE, LAB & FOOD.....	268.2	40.2	278.5	143.6	65.4	219.4	92.8	129.2
92	TRAVEL, ADVERTISING & PROMOTION.....	46.3	81.5	28.0	75.1	60.2	108.9	87.1	28.3
93	NON-COMPETING IMPORTS.....	0.6	--	--	--	--	0.2	--	--
94	UNALLOCATED IMPORTS & EXPORTS.....	--	--	--	--	--	--	--	--
95	INDIRECT TAXES.....	71.5	17.6	57.5	35.6	23.3	48.1	27.2	43.4
96	SUBSIDIES.....	-0.5	-0.1	-0.2	-1.1	-1.6	-4.8	-1.2	-0.6
	GDP AT FACTOR COST.....	1995.1	1111.3	1969.1	1999.8	1182.4	2935.3	1755.7	940.1
	TOTAL.....	5176.2	2031.4	6286.0	4685.6	2818.6	9479.3	3911.9	1928.3

NOTE: DETAIL MAY NOT ADD DUE TO ROUNDING.

TABLE 23. USE (INPUT) MATRIX (AGGREGATION - M), 1974 (MILLIONS OF 1971 DOLLARS) - CONTINUED

NO.	COMMODITY AGGREGATION - M	PETROLEUM & COAL PROD.IND.	CHEMICAL & CHEMICAL PROD. IND.	MISC. MANUFAC-TURING	CONSTR. INDUSTRY	TRANS. & STORAGE	COMMUNI-CATION	ELEC POWER GAS,OTHER UTILITIES	WHOLESALE TRADE
1	GRAINS.....	--	--	--	--	--	--	3.9	
2	LIVE ANIMALS.....	--	1.2	--	--	--	--	0.2	
3	OTHER AGRICULTURAL PRODUCTS.....	--	0.1	--	8.5	1.8	--	1.0	
4	FORESTRY PRODUCTS.....	--	0.3	--	7.4	--	--	5.2	
5	FISH LANDINGS.....	--	--	--	--	--	--	--	
6	HUNTING & TRAPPING PRODUCTS.....	--	--	0.1	--	--	--	--	
7	IRON ORES & CONCENTRATES.....	--	--	--	--	--	--	0.1	
8	OTHER METAL ORES & CONCENTRATES.....	--	5.7	27.8	--	--	--	9.1	
9	COAL.....	0.7	1.0	0.1	1.4	1.0	--	59.2	
10	CRUDE MINERAL OILS.....	1785.6	0.4	--	--	2.7	--	--	
11	NATURAL GAS.....	4.7	21.0	0.7	--	14.0	0.1	20.6	
12	NON-METALLIC MINERALS.....	3.8	64.5	1.3	89.5	2.8	--	--	
13	SERVICES INCIDENTAL TO MINING.....	--	--	--	344.7	--	--	0.2	
14	MEAT PRODUCTS.....	--	15.6	0.1	--	--	--	0.5	
15	DAIRY PRODUCTS.....	--	0.7	--	--	--	--	0.3	
16	FISH PRODUCTS.....	--	0.4	0.1	--	--	--	0.1	
17	FRUITS & VEGETABLES PREPARATIONS.....	--	--	--	--	--	--	1.3	
18	FEEDS.....	--	1.5	--	--	0.3	--	2.2	
19	FLOUR,WHEAT,MEAL & OTHER CEREALS.....	--	0.8	--	--	--	--	0.7	
20	BREAKFAST CEREAL & BAKERY PROD.....	--	--	--	--	--	--	--	
21	SUGAR.....	--	1.3	--	--	--	--	1.2	
22	MISC. FOOD PRODUCTS.....	--	15.0	0.8	--	--	--	3.8	
23	SOFT DRINKS.....	--	--	--	--	--	--	--	
24	ALCOHOLIC BEVERAGES.....	--	--	--	--	--	--	--	
25	TOBACCO PROCESSED UNMANUFACTURED.....	--	--	--	--	--	--	--	
26	CIGARETTES & TOBACCO MFG.....	--	--	--	--	--	--	0.1	
27	TIRES & TUBES.....	--	--	0.5	18.7	55.4	--	0.6	
28	OTHER RUBBER PRODUCTS.....	--	1.0	4.8	21.5	6.5	--	0.5	
29	PLASTIC FABRICATED PRODUCTS.....	0.4	31.9	39.8	156.0	2.4	--	21.3	
30	LEATHER & LEATHER PRODUCTS.....	--	--	6.3	0.8	--	--	0.1	
31	YARNS & MAN MADE FIBRES.....	--	1.1	8.3	0.4	--	--	0.6	
32	FABRICS.....	--	1.4	23.4	7.0	0.8	--	2.0	
33	OTHER TEXTILE PRODUCTS.....	--	2.7	3.5	93.0	5.8	2.1	4.0	
34	HOSIERY & KNITTED WEAR.....	--	--	--	--	--	--	--	
35	CLOTHING & ACCESSORIES.....	--	--	0.6	--	--	--	--	
36	LUMBER & TIMBER.....	--	--	7.6	221.9	--	--	3.3	
37	veneer & PLYWOOD.....	--	--	5.7	143.7	--	--	1.7	
38	OTHER WOOD FABRICATED MATERIALS.....	0.1	2.2	5.1	494.4	--	--	13.9	
39	FURNITURE & FIXTURES.....	--	--	--	15.4	--	--	--	
40	PULP.....	--	5.7	--	--	--	--	--	
41	NEWSPRINT & OTHER PAPER STOCK.....	--	1.7	11.0	70.8	0.1	--	9.5	
42	PAPER PRODUCTS.....	2.4	76.9	27.0	38.3	4.1	--	51.0	
43	PRINTING & PUBLISHING.....	--	7.5	3.7	--	3.7	14.2	10.1	
44	ADVERTISING,PRINT MEDIA.....	--	--	--	--	--	--	--	
45	IRON & STEEL PRODUCTS.....	--	0.5	23.1	527.2	10.5	--	5.5	
46	ALUMINUM PRODUCTS.....	--	7.3	15.6	5.6	0.2	--	0.7	
47	COPPER & COPPER ALLOY PRODUCTS.....	--	3.7	6.6	24.4	1.7	--	0.2	
48	NICKEL PRODUCTS.....	--	0.2	0.8	2.0	--	--	--	
49	OTHER NON FERROUS METAL PRODUCTS.....	--	24.2	39.7	7.7	0.4	--	0.3	
50	BOILERS, TANKS & PLATES.....	--	--	3.5	157.4	4.1	--	--	
51	FABRICATED STRUCTURAL METAL PROD.....	--	0.3	1.1	705.5	0.9	--	0.4	
52	OTHER METAL FABRICATED PRODUCTS.....	14.1	50.6	40.0	793.4	2.3	--	34.8	
53	AGRICULTURAL MACHINERY.....	--	--	--	--	--	--	1.9	
54	OTHER INDUSTRIAL MACHINERY.....	0.6	2.5	0.5	194.9	1.5	--	3.7	
55	MOTOR VEHICLES.....	--	--	--	--	--	--	--	
56	MOTOR VEHICLE PARTS.....	--	--	0.1	28.1	107.2	--	1.0	
57	OTHER TRANSPORT EQUIPMENT.....	--	--	--	--	174.4	--	--	
58	APPLIANCES & RECEIVERS,HOUSEHOLD.....	--	0.1	8.1	10.9	--	2.1	1.5	
59	OTHER ELECTRICAL PRODUCTS.....	--	--	7.0	684.1	16.2	71.5	5.9	
60	CEMENT & CONCRETE PRODUCTS.....	0.7	--	--	704.7	--	--	--	
61	OTHER NON-METALLIC MINERAL PROD.....	--	27.2	13.5	382.4	5.5	--	4.1	
62	GASOLINE & FUEL OIL.....	0.8	24.8	1.9	83.0	317.0	6.7	36.6	
63	OTHER PETROLEUM & COAL PROD.....	51.9	104.0	1.0	99.2	22.8	0.7	5.5	
64	INDUSTRIAL CHEMICALS.....	6.8	593.4	49.2	12.0	1.0	1.1	9.1	
65	FERTILIZERS.....	--	17.5	--	--	--	--	--	
66	PHARMACEUTICALS.....	--	53.9	--	0.4	--	--	0.1	
67	OTHER CHEMICAL PRODUCTS.....	97.4	128.5	17.3	158.7	6.3	0.2	3.1	
68	SCIENTIFIC EQUIPMENT.....	--	0.7	94.6	27.3	1.6	8.2	1.4	
69	OTHER MANUFACTURED PRODUCTS.....	24.8	17.7	43.4	84.7	3.0	0.5	3.1	
70	RESIDENTIAL CONSTRUCTION.....	--	--	--	--	--	--	--	
71	NON-RESIDENTIAL CONSTRUCTION.....	--	--	--	--	--	--	--	
72	REPAIR CONSTRUCTION.....	61.6	18.9	3.4	10.9	290.9	71.4	116.2	
73	PIPELINE TRANSPORTATION.....	215.9	23.0	0.8	0.3	140.1	0.1	21.7	
74	TRANSPORTATION & STORAGE.....	3.6	6.4	1.4	145.7	882.3	77.3	3.3	
75	RADIO & TELEVISION BROADCASTING.....	--	--	--	--	--	15.6	--	
76	TELEPHONE & TELEGRAPH.....	7.8	27.1	10.3	35.2	128.5	69.8	8.5	
77	POSTAL SERVICES.....	1.3	6.7	3.9	3.2	8.2	30.0	4.1	
78	ELECTRIC POWER.....	20.6	72.1	7.0	11.1	49.4	11.6	23.6	
79	OTHER UTILITIES.....	1.0	18.5	0.8	0.5	3.8	0.3	0.1	
80	WHOLESALE MARGINS.....	7.4	69.7	34.3	777.1	138.2	9.4	6.0	
81	RETAIL MARGINS.....	--	0.7	0.2	88.2	9.3	24.5	0.3	
82	IMPUTED RENT OWNER OCPD. DWEL.....	--	--	--	--	--	--	--	
83	OTHER FINANCE,INS.,REAL ESTATE.....	40.2	86.8	53.0	250.6	229.2	50.8	63.3	
84	BUSINESS SERVICES.....	31.2	64.5	23.8	802.4	87.8	57.5	25.7	
85	EDUCATION SERVICES.....	--	--	--	--	--	--	--	
86	HEALTH SERVICES.....	--	--	--	--	--	--	--	
87	AMUSEMENT & RECREATION SERVICES.....	--	--	--	--	--	63.1	--	
88	ACCOMMODATION & FOOD SERVICES.....	--	--	--	--	38.9	--	--	
89	OTHER PERSONAL & MISC. SERVICES.....	5.7	37.7	8.8	295.9	261.7	16.1	20.1	
90	TRANSPORTATION MARGINS.....	16.0	94.0	18.0	322.8	37.5	2.5	8.6	
91	OPERATING, OFFICE, LAB & FOOD.....	36.1	147.9	34.6	362.9	438.4	75.7	49.9	
92	TRAVEL, ADVERTISING & PROMOTION.....	46.3	193.6	69.8	94.3	102.0	47.8	14.2	
93	NON-COMPETING IMPORTS.....	0.1	0.8	0.8	--	--	--	--	
94	UNALLOCATED IMPORTS & EXPORTS.....	--	--	--	--	--	--	--	
95	INDIRECT TAXES.....	16.9	49.1	17.3	988.5	485.6	126.7	90.7	
96	SUBSIDIES.....	-1.3	-2.9	-0.3	--	-100.0	-234.8	-35.7	
	GDP AT FACTOR COST.....	385.7	1387.0	679.8	8010.9	5487.6	3079.1	2613.8	
	TOTAL.....	2891.0	3620.3	1512.7	18627.5	9497.2	3702.2	3159.6	
								6996.3	

NOTE: DETAIL MAY NOT ADD DUE TO ROUNDING.

TABLE 23. USE (INPUT) MATRIX (AGGREGATION - M), 1974 (MILLIONS OF 1971 DOLLARS) - CONTINUED

NO.	COMMODITY AGGREGATION - M	RETAIL TRADE	OWNER OCCUPIED DWELLINGS	FINANCE, INS. & REAL EST.	EDUCATION & HEALTH SERVICES	AMUSEMENT RECREATION SERVICES	SERVICE TO BUSINESS MANAGEMENT	ACCOMMODATION/FOOD SERVICES	PERSONAL & MISC. SERVICES
1	GRAINS	--	--	--	--	--	--	--	--
2	LIVE ANIMALS	250.5	--	--	--	--	--	--	--
3	OTHER AGRICULTURAL PRODUCTS	--	--	--	--	0.5	--	69.0	1.3
4	FORESTRY PRODUCTS	--	--	--	--	--	--	--	--
5	FISH LANDINGS	--	--	--	--	--	--	6.2	--
6	HUNTING & TRAPPING PRODUCTS	--	--	--	--	--	--	--	--
7	IRON ORES & CONCENTRATES	--	--	--	--	--	--	--	--
8	OTHER METAL ORES & CONCENTRATES	--	--	--	0.3	--	--	--	--
9	COAL	--	--	--	0.6	--	--	--	--
10	CRUDE MINERAL OILS	--	--	--	--	--	--	--	--
11	NATURAL GAS	9.6	--	6.4	0.9	0.1	0.1	2.1	0.1
12	NON-METALLIC MINERALS	--	--	--	--	--	--	0.9	--
13	SERVICES INCIDENTAL TO MINING	--	--	--	--	--	--	--	--
14	MEAT PRODUCTS	1.9	--	--	--	--	--	399.2	--
15	DAIRY PRODUCTS	--	--	--	--	--	--	137.5	--
16	FISH PRODUCTS	--	--	--	--	--	--	34.6	--
17	FRUITS & VEGETABLES PREPARATIONS	--	--	--	--	--	--	53.1	--
18	FEEDS	--	--	--	--	0.2	--	--	--
19	FLOUR,WHEAT,MEAL & OTHER CEREALS	--	--	--	--	--	--	8.9	--
20	BREAKFAST CEREAL & BAKERY PROD.	--	--	--	--	--	--	67.4	--
21	SUGAR	--	--	--	--	--	--	16.0	--
22	MISC. FOOD PRODUCTS	--	--	--	--	--	--	34.8	1.2
23	SOFT DRINKS	--	--	--	--	--	--	17.9	--
24	ALCOHOLIC BEVERAGES	--	--	--	--	--	--	--	--
25	TOBACCO PROCESSED UNMANUFACTURED	--	--	--	--	--	--	--	--
26	CIGARETTES & TOBACCO MFG.	--	--	--	--	--	--	--	--
27	TIRES & TUBES	4.1	--	--	--	--	--	--	--
28	OTHER RUBBER PRODUCTS	6.4	--	--	0.3	--	--	--	2.4
29	PLASTIC FABRICATED PRODUCTS	10.2	--	--	--	--	--	3.3	0.2
30	LEATHER & LEATHER PRODUCTS	--	--	--	--	0.7	--	--	2.4
31	YARNS & MAN MADE FIBRES	--	--	--	--	--	--	--	2.2
32	FABRICS	0.7	--	--	0.2	0.4	--	3.9	8.0
33	OTHER TEXTILE PRODUCTS	0.9	--	--	10.2	0.2	0.3	37.2	1.4
34	HOSIERY & KNITTED WEAR	--	--	--	--	--	--	--	--
35	CLOTHING & ACCESSORIES	11.6	--	--	--	--	--	3.5	--
36	LUMBER & TIMBER	--	--	--	--	--	0.2	--	--
37	VENEER & PLYWOOD	--	--	--	--	--	--	--	--
38	OTHER WOOD FABRICATED MATERIALS	3.9	--	--	--	0.4	--	--	22.1
39	FURNITURE & FIXTURES	--	--	--	0.1	--	--	1.6	--
40	PULP	--	--	--	--	--	--	--	--
41	NEWSPRINT & OTHER PAPER STOCK	8.5	--	--	0.2	--	2.3	--	0.4
42	PAPER PRODUCTS	145.9	--	--	--	--	1.0	59.0	2.9
43	PRINTING & PUBLISHING	10.3	--	26.3	5.7	2.1	2.4	--	--
44	ADVERTISING,PRINT MEDIA	--	--	--	--	--	--	--	--
45	IRON & STEEL PRODUCTS	--	--	--	--	--	--	--	--
46	ALUMINUM PRODUCTS	--	--	--	--	--	--	--	--
47	COPPER & COPPER ALLOY PRODUCTS	--	--	--	--	--	--	--	--
48	NICKEL PRODUCTS	--	--	--	--	--	--	--	--
49	OTHER NON FERROUS METAL PRODUCTS	--	--	--	--	--	--	--	2.7
50	BOILERS, TANKS & PLATES	--	--	--	--	--	--	--	--
51	FABRICATED STRUCTURAL METAL PROD.	--	--	--	--	--	--	--	--
52	OTHER METAL FABRICATED PRODUCTS	14.8	--	--	--	1.9	--	0.7	3.7
53	AGRICULTURAL MACHINERY	--	--	--	--	--	--	--	--
54	OTHER INDUSTRIAL MACHINERY	--	--	--	--	--	--	0.1	--
55	MOTOR VEHICLES	--	--	--	--	--	--	--	--
56	MOTOR VEHICLE PARTS	--	--	--	--	--	--	--	--
57	OTHER TRANSPORT EQUIPMENT	--	--	--	--	--	--	--	--
58	APPLIANCES & RECEIVERS,HOUSEHOLD	--	--	--	0.2	--	--	--	0.4
59	OTHER ELECTRICAL PRODUCTS	--	--	--	0.3	--	--	--	0.1
60	CEMENT & CONCRETE PRODUCTS	--	--	--	--	--	--	--	--
61	OTHER NON-METALLIC MINERAL PROD.	1.9	--	--	0.3	0.1	--	8.7	--
62	GASOLINE & FUEL OIL	54.0	--	22.2	8.9	2.8	10.3	21.0	12.3
63	OTHER PETROLEUM & COAL PROD.	2.6	--	0.4	1.0	0.1	0.6	0.8	2.6
64	INDUSTRIAL CHEMICALS	9.9	--	--	2.2	0.2	--	0.1	12.3
65	FERTILIZERS	--	--	--	--	--	--	0.1	--
66	PHARMACEUTICALS	--	--	--	17.8	--	--	--	--
67	OTHER CHEMICAL PRODUCTS	--	--	--	0.4	--	0.4	1.3	44.5
68	SCIENTIFIC EQUIPMENT	0.6	--	--	40.3	12.5	1.9	--	21.9
69	OTHER MANUFACTURED PRODUCTS	3.9	--	--	6.0	28.3	0.8	3.3	1.4
70	RESIDENTIAL CONSTRUCTION	--	--	--	--	--	--	--	--
71	NON-RESIDENTIAL CONSTRUCTION	--	--	--	--	--	--	--	--
72	REPAIR CONSTRUCTION	43.8	899.2	480.6	3.1	4.2	1.6	16.5	0.6
73	PIPELINE TRANSPORTATION	12.1	--	7.8	1.1	--	0.1	3.2	0.1
74	TRANSPORTATION & STORAGE	98.2	--	3.8	5.4	4.8	9.5	13.1	5.7
75	RADIO & TELEVISION BROADCASTING	--	--	--	--	--	--	4.0	--
76	TELEPHONE & TELEGRAPH	117.6	--	246.7	69.4	7.5	82.1	40.1	10.2
77	POSTAL SERVICES	121.4	--	60.7	9.3	1.2	13.5	1.1	1.4
78	ELECTRIC POWER	181.3	--	74.1	5.8	12.4	9.6	45.0	13.5
79	OTHER UTILITIES	22.5	--	19.5	1.7	0.2	0.2	6.3	0.4
80	WHOLESALE MARGINS	33.5	--	6.5	12.6	5.0	3.5	64.8	16.6
81	RETAIL MARGINS	8.2	--	4.1	13.1	34.3	3.8	14.1	5.0
82	IMPUTED RENT OWNER OCPD DWEL.	--	--	--	--	--	--	--	--
83	OTHER FINANCE,INS,REAL ESTATE	781.8	56.9	1411.0	97.1	99.3	230.6	209.6	62.6
84	BUSINESS SERVICES	120.2	--	377.3	35.7	15.5	214.3	45.0	8.6
85	EDUCATION SERVICES	--	--	--	--	--	--	--	--
86	HEALTH SERVICES	--	--	8.0	0.6	--	--	--	--
87	AMUSEMENT & RECREATION SERVICES	--	--	--	0.2	69.0	3.3	35.8	--
88	ACCOMMODATION & FOOD SERVICES	--	--	--	--	--	--	4.1	--
89	OTHER PERSONAL & MISC. SERVICES	64.6	--	89.2	37.4	20.6	75.8	42.3	18.6
90	TRANSPORTATION MARGINS	16.1	--	2.2	3.3	2.0	1.2	30.2	7.6
91	OPERATING, OFFICE, LAB. & FOOD	239.1	--	535.9	153.8	85.4	312.6	174.4	92.1
92	TRAVEL, ADVERTISING & PROMOTION	391.7	--	354.9	28.4	75.6	158.2	94.5	23.2
93	NON-COMPETING IMPORTS	2.0	--	--	--	--	--	8.0	--
94	UNALLOCATED IMPORTS & EXPORTS	--	--	--	--	--	--	--	--
95	INDIRECT TAXES	319.9	1650.5	1609.9	27.0	27.3	48.2	118.7	37.2
96	SUBSIDIES	-1.9	-83.6	-99.6	--	--	--	--	--
	GDP AT FACTOR COST	6986.6	3649.3	7619.4	1895.0	536.1	3344.6	2508.7	887.3
	TOTAL	10111.3	6172.3	12867.2	2495.9	1050.9	4533.2	4471.9	1337.2

NOTE: DETAIL MAY NOT ADD DUE TO ROUNDING.

TABLE 23. USE (INPUT) MATRIX (AGGREGATION - M), 1974 (MILLIONS OF 1971 DOLLARS) - CONCLUDED

NO.	COMMODITY AGGREGATION - M	TRANS MARGINS	OPERATING OFFICE LAB & FOOD	TRAVEL PROMOTION, ADVTG.	TOTAL INDUSTRIES
1	GRAINS.....	--	--	--	400.8
2	LIVE ANIMALS.....	--	2.7	--	1828.4
3	OTHER AGRICULTURAL PRODUCTS.....	--	34.2	--	1358.3
4	FORESTRY PRODUCTS.....	--	--	--	1680.6
5	FISH LANDINGS.....	--	1.5	--	164.7
6	HUNTING & TRAPPING PRODUCTS.....	--	--	--	22.2
7	IRON ORES & CONCENTRATES.....	--	--	--	188.4
8	OTHER METAL ORES & CONCENTRATES.....	--	--	--	1473.3
9	COAL.....	--	--	--	219.6
10	CRUDE MINERAL OILS.....	--	--	--	1792.9
11	NATURAL GAS.....	--	--	--	160.0
12	NON-METALLIC MINERALS.....	--	0.2	--	362.3
13	SERVICES INCIDENTAL TO MINING.....	--	--	--	644.2
14	MEAT PRODUCTS.....	--	92.2	--	1144.6
15	DAIRY PRODUCTS.....	--	51.1	--	426.5
16	FISH PRODUCTS.....	--	4.0	--	70.3
17	FRUITS & VEGETABLES PREPARATIONS.....	--	24.7	--	159.6
18	FEEDS.....	--	--	--	779.7
19	FLOUR,WHEAT,MEAL & OTHER CEREALS.....	--	3.9	--	131.4
20	BREAKFAST CEREAL & BAKERY PROD.....	--	32.8	--	106.3
21	SUGAR.....	--	5.1	--	159.7
22	MISC. FOOD PRODUCTS.....	--	19.2	--	411.4
23	SOFT DRINKS.....	--	11.9	--	75.8
24	ALCOHOLIC BEVERAGES.....	--	--	34.6	73.3
25	TOBACCO PROCESSED UNMANUFACTURED.....	--	--	--	132.2
26	CIGARETTES & TOBACCO MFG.....	--	--	--	2.0
27	TIRES & TUBES.....	--	168.8	2.0	442.3
28	OTHER RUBBER PRODUCTS.....	--	33.7	0.8	271.7
29	PLASTIC FABRICATED PRODUCTS.....	--	109.3	--	630.9
30	LEATHER & LEATHER PRODUCTS.....	--	10.3	--	126.8
31	YARNS & MAN MADE FIBRES.....	--	--	--	596.2
32	FABRICS.....	--	--	--	942.9
33	OTHER TEXTILE PRODUCTS.....	--	35.4	--	410.1
34	HOSIERY & KNITTED WEAR.....	--	--	--	1.3
35	CLOTHING & ACCESSORIES.....	--	25.2	--	205.0
36	LUMBER & TIMBER.....	--	4.9	--	545.7
37	VENEER & PLYWOOD.....	--	--	--	274.1
38	OTHER WOOD FABRICATED MATERIALS.....	--	0.7	--	961.2
39	FURNITURE & FIXTURES.....	--	--	--	71.4
40	PULP.....	--	--	--	185.5
41	NEWSPRINT & OTHER PAPER STOCK.....	--	9.8	--	1030.0
42	PAPER PRODUCTS.....	--	267.5	1.7	1297.3
43	PRINTING & PUBLISHING.....	--	438.3	199.5	915.4
44	ADVERTISING,PRINT MEDIA.....	--	--	651.1	651.1
45	IRON & STEEL PRODUCTS.....	--	12.5	--	2974.3
46	ALUMINUM PRODUCTS.....	--	--	--	632.0
47	COPPER & COPPER ALLOY PRODUCTS.....	--	3.9	--	622.7
48	NICKEL PRODUCTS.....	--	--	--	63.8
49	OTHER NON FERROUS METAL PRODUCTS.....	--	4.0	--	470.6
50	BOILERS, TANKS & PLATES.....	--	6.7	--	210.4
51	FABRICATED STRUCTURAL METAL PROD.....	--	--	--	948.9
52	OTHER METAL FABRICATED PRODUCTS.....	--	441.4	--	2937.1
53	AGRICULTURAL MACHINERY.....	--	7.1	--	102.0
54	OTHER INDUSTRIAL MACHINERY.....	--	918.7	--	1853.6
55	MOTOR VEHICLES.....	--	--	--	12.9
56	MOTOR VEHICLE PARTS.....	--	379.8	32.8	3977.2
57	OTHER TRANSPORT EQUIPMENT.....	--	1.6	--	397.5
58	APPLIANCES & RECEIVERS,HOUSEHOLD.....	--	8.2	--	194.0
59	OTHER ELECTRICAL PRODUCTS.....	--	275.5	3.9	1911.5
60	CEMENT & CONCRETE PRODUCTS.....	--	--	--	872.8
61	OTHER NON-METALLIC MINERAL PROD.....	--	37.4	--	979.7
62	GASOLINE & FUEL OIL.....	--	--	61.4	1219.1
63	OTHER PETROLEUM & COAL PROD.....	--	4.3	2.2	443.2
64	INDUSTRIAL CHEMICALS.....	--	93.2	--	1642.3
65	FERTILIZERS.....	--	4.6	--	102.0
66	PHARMACEUTICALS.....	--	11.9	--	115.5
67	OTHER CHEMICAL PRODUCTS.....	--	198.9	2.0	1167.6
68	SCIENTIFIC EQUIPMENT.....	--	190.8	--	477.1
69	OTHER MANUFACTURED PRODUCTS.....	--	48.7	52.1	497.2
70	RESIDENTIAL CONSTRUCTION.....	--	--	--	--
71	NON-RESIDENTIAL CONSTRUCTION.....	--	--	--	--
72	REPAIR CONSTRUCTION.....	--	--	--	2520.3
73	PIPELINE TRANSPORTATION.....	--	--	0.2	519.5
74	TRANSPORTATION & STORAGE.....	3902.5	--	648.4	6356.7
75	RADIO & TELEVISION BROADCASTING.....	--	--	355.0	374.5
76	TELEPHONE & TELEGRAPH.....	--	--	--	1276.8
77	POSTAL SERVICES.....	--	--	--	364.9
78	ELECTRIC POWER.....	--	--	--	1317.5
79	OTHER UTILITIES.....	--	--	--	169.2
80	WHOLESALE MARGINS.....	--	816.1	47.9	3711.3
81	RETAIL MARGINS.....	--	248.9	44.2	562.0
82	IMPUTED RENT OWNER OCPD. DWEL.....	--	--	--	--
83	OTHER FINANCE,INS,REAL ESTATE.....	--	--	--	5776.7
84	BUSINESS SERVICES.....	--	--	362.9	3385.1
85	EDUCATION SERVICES.....	--	--	--	--
86	HEALTH SERVICES.....	--	--	--	8.5
87	AMUSEMENT & RECREATION SERVICES.....	--	--	40.1	211.6
88	ACCOMMODATION & FOOD SERVICES.....	--	--	690.1	733.1
89	OTHER PERSONAL & MISC. SERVICES.....	--	1194.9	86.2	2688.7
90	TRANSPORTATION MARGINS.....	--	163.9	15.8	1991.6
91	OPERATING, OFFICE, LAB & FOOD.....	--	--	--	5623.5
92	TRAVEL, ADVERTISING & PROMOTION.....	--	--	--	3214.5
93	NON-COMPETING IMPORTS.....	--	3.4	--	280.0
94	UNALLOCATED IMPORTS & EXPORTS.....	--	140.7	166.6	307.4
95	INDIRECT TAXES.....	--	563.0	244.9	7664.5
96	SUBSIDIES.....	--	--	--	-897.8
	GDP AT FACTOR COST.....	--	--	--	81746.2
	<b>TOTAL.....</b>	<b>3902.5</b>	<b>7167.7</b>	<b>3746.5</b>	<b>178258.8</b>

NOTE: DETAIL MAY NOT ADD DUE TO ROUNDING.

TABLE 24. FINAL DEMAND MATRIX (AGGREGATION - M), 1974 (MILLIONS OF 1971 DOLLARS)

NO.	COMMODITY AGGREGATION - M	CE, AUTOS REPAIRS & PARTS	CE, OTHER DURABLE	CE, CLOTHING & FOOTWEAR	CE, OTHER SEMI- DURABLE	CE, FOOD, BEVERAGE & TOBACCO	CE, FUEL & ELECTRICITY	CE, GAS, OIL & GREASE	CE, OTHER NON DURABLE
1	GRAINS	..	..	..	..	..	..	..	..
2	LIVE ANIMALS	..	..	..	13.6	76.9	..	..	..
3	OTHER AGRICULTURAL PRODUCTS	..	..	..	..	585.6	..	..	102.0
4	FORESTRY PRODUCTS	..	..	..	..	..	31.8	..	..
5	FISH LANDINGS	..	..	..	..	9.5	..	..	..
6	HUNTING & TRAPPING PRODUCTS	..	..	..	..	..	..	..	..
7	IRON ORES & CONCENTRATES	..	..	..	..	..	..	..	..
8	OTHER METAL ORES & CONCENTRATES	..	..	..	..	..	..	..	..
9	COAL	..	..	..	..	..	2.1	..	..
10	CRUDE MINERAL OILS	..	..	..	..	..	..	..	..
11	NATURAL GAS	..	..	..	..	..	53.0	..	..
12	NON-METALLIC MINERALS	..	..	..	1.4	7.7	..	..	2.2
13	SERVICES INCIDENTAL TO MINING	..	..	..	..	..	..	..	..
14	MEAT PRODUCTS	..	..	..	..	1929.1	..	..	..
15	DAIRY PRODUCTS	..	..	..	..	1055.8	..	..	..
16	FISH PRODUCTS	..	..	..	..	83.6	..	..	..
17	FRUITS & VEGETABLES PREPARATIONS	..	..	..	..	679.0	..	..	..
18	FEEDS	..	..	..	..	96.1	..	..	..
19	FLOUR,WHEAT,MEAL & OTHER CEREALS	..	..	..	..	32.9	..	..	..
20	BREAKFAST CEREAL & BAKERY PROD.	..	..	..	..	666.9	..	..	..
21	SUGAR	..	..	..	..	68.1	..	..	..
22	MISC. FOOD PRODUCTS	..	..	..	..	878.6	..	..	..
23	SOFT DRINKS	..	..	..	..	323.1	..	..	..
24	ALCOHOLIC BEVERAGES	..	..	..	..	851.3	..	..	..
25	TOBACCO PROCESSED UNMANUFACTURED	..	..	..	..	..	..	..	..
26	CIGARETTES & TOBACCO MFG.	..	..	..	..	450.3	..	..	..
27	TIRES & TUBES	143.8	..	..	..	..	..	..	..
28	OTHER RUBBER PRODUCTS	2.1	3.1	49.0	14.0	..	..	..	3.7
29	PLASTIC FABRICATED PRODUCTS	..	2.2	..	48.4	..	..	..	34.0
30	LEATHER & LEATHER PRODUCTS	..	..	386.4	50.9	..	..	..	..
31	YARNS & MAN MADE FIBRES	..	..	..	31.5	..	..	..	..
32	FABRICS	..	..	..	136.3	..	..	..	..
33	OTHER TEXTILE PRODUCTS	..	280.2	..	205.8	..	..	..	57.3
34	HOSIERY & KNITTED WEAR	..	..	710.3	..	..	..	..	..
35	CLOTHING & ACCESSORIES	..	..	1569.2	..	..	..	..	..
36	LUMBER & TIMBER	..	..	..	30.9	..	..	..	..
37	VENEER & PLYWOOD	..	..	..	19.3	..	..	..	..
38	OTHER WOOD FABRICATED MATERIALS	..	24.8	..	5.8	..	0.6	..	..
39	FURNITURE & FIXTURES	..	729.9	..	33.1	..	..	..	..
40	PULP	..	..	..	..	..	..	..	..
41	NEWSPRINT & OTHER PAPER STOCK	..	..	..	2.5	..	..	..	1.1
42	PAPER PRODUCTS	..	..	..	22.2	0.2	..	..	281.1
43	PRINTING & PUBLISHING	..	..	..	557.4	..	..	..	..
44	ADVERTISING,PRINT MEDIA	..	..	..	..	..	..	..	..
45	IRON & STEEL PRODUCTS	..	..	..	..	..	..	..	..
46	ALUMINUM PRODUCTS	..	..	..	..	..	..	..	..
47	COPPER & COPPER ALLOY PRODUCTS	..	..	..	..	..	..	..	..
48	NICKEL PRODUCTS	..	..	..	..	..	..	..	..
49	OTHER NON FERROUS METAL PRODUCTS	..	..	..	1.5	..	..	..	..
50	BOILERS, TANKS & PLATES	..	..	..	..	..	..	..	..
51	FABRICATED STRUCTURAL METAL PROD	..	..	..	1.3	..	..	..	..
52	OTHER METAL FABRICATED PRODUCTS	..	46.2	..	196.0	..	..	..	14.7
53	AGRICULTURAL MACHINERY	..	23.9	..	..	..	..	..	..
54	OTHER INDUSTRIAL MACHINERY	..	54.8	..	31.0	..	..	..	..
55	MOTOR VEHICLES	2421.1	271.9	..	..	..	..	..	..
56	MOTOR VEHICLE PARTS	229.9	..	..	..	..	..	..	..
57	OTHER TRANSPORT EQUIPMENT	..	217.8	..	..	..	..	..	..
58	APPLIANCES & RECEIVERS,HOUSEHOLD	..	1288.7	..	..	..	..	..	..
59	OTHER ELECTRICAL PRODUCTS	21.7	44.8	..	102.4	..	..	..	..
60	CEMENT & CONCRETE PRODUCTS	..	..	..	6.0	..	..	..	..
61	OTHER NON-METALLIC MINERAL PROD	..	..	..	126.2	..	..	..	..
62	GASOLINE & FUEL OIL	..	..	..	..	..	409.5	523.5	..
63	OTHER PETROLEUM & COAL PROD	..	..	..	0.4	..	16.5	32.2	1.3
64	INDUSTRIAL CHEMICALS	..	1.0	..	0.7	..	0.1	..	2.4
65	FERTILIZERS	..	..	..	..	..	..	..	3.4
66	PHARMACEUTICALS	..	..	..	..	..	..	..	353.4
67	OTHER CHEMICAL PRODUCTS	..	21.6	..	56.2	15.8	..	11.7	525.2
68	SCIENTIFIC EQUIPMENT	..	251.4	..	71.1	..	..	..	65.6
69	OTHER MANUFACTURED PRODUCTS	..	503.2	..	242.0	0.5	..	..	29.7
70	RESIDENTIAL CONSTRUCTION	..	..	..	..	..	..	..	..
71	NON-RESIDENTIAL CONSTRUCTION	..	..	..	..	..	..	..	..
72	REPAIR CONSTRUCTION	..	..	..	..	..	..	..	..
73	PIPELINE TRANSPORTATION	..	..	..	..	..	63.1	1.7	..
74	TRANSPORTATION & STORAGE	..	..	..	..	..	..	..	..
75	RADIO & TELEVISION BROADCASTING	..	..	..	..	..	..	..	..
76	TELEPHONE & TELEGRAPH	..	..	..	..	..	..	..	..
77	POSTAL SERVICES	..	..	..	..	..	..	..	..
78	ELECTRIC POWER	..	..	..	..	..	947.1	..	..
79	OTHER UTILITIES	..	..	..	..	..	217.2	..	..
80	WHOLESALE MARGINS	525.6	361.0	175.6	223.3	503.4	218.3	238.4	175.8
81	RETAIL MARGINS	829.6	1250.6	1561.8	720.5	1964.5	9.0	389.7	644.6
82	IMPUTED RENT OWNER OCPD, DWEL	..	..	..	..	..	..	..	..
83	OTHER FINANCE,INS,REAL ESTATE	..	..	..	..	..	..	..	..
84	BUSINESS SERVICES	..	..	..	..	..	..	..	..
85	EDUCATION SERVICES	..	..	..	..	..	..	..	..
86	HEALTH SERVICES	..	..	..	..	..	..	..	..
87	AMUSEMENT & RECREATION SERVICES	..	..	..	..	..	..	..	..
88	ACCOMMODATION & FOOD SERVICES	..	..	..	..	..	..	..	..
89	OTHER PERSONAL & MISC. SERVICES	708.3	132.8	37.4	27.6	..	..	..	..
90	TRANSPORTATION MARGINS	67.9	93.5	92.9	74.2	250.5	24.0	45.7	51.7
91	OPERATING, OFFICE, LAB & FOOD	..	..	..	..	..	..	..	..
92	TRAVEL, ADVERTISING & PROMOTION	..	..	..	..	..	..	..	..
93	NON-COMPETING IMPORTS	..	..	..	..	108.0	..	..	..
94	UNALLOCATED IMPORTS & EXPORTS	..	..	..	..	..	..	..	..
95	INDIRECT TAXES	536.8	781.6	515.8	314.5	2573.9	77.3	718.5	243.8
96	SUBSIDIES	..	..	..	..	..	..	..	..
97	WAGES & SALARIES	..	..	..	..	..	..	..	..
98	SUPPLEMENTARY LABOUR INCOME	..	..	..	..	..	..	..	..
99	NET INCOME,UNINC. BUSINESS	..	..	..	..	..	..	..	..
100	OTHER OPERATING SURPLUS	..	..	..	..	..	..	..	..
	TOTAL	5486.7	6385.0	5098.4	3368.0	13201.4	2167.3	1961.4	2593.1

NOTE: DETAIL MAY NOT ADD DUE TO ROUNDING AND SUPPRESSION OF CONFIDENTIAL COMMODITIES



TABLE 24. FINAL DEMAND MATRIX (AGGREGATION - M), 1974 (MILLIONS OF 1971 DOLLARS) - CONTINUED

NO.	COMMODITY AGGREGATION - M	CE, GROSS RENT	CE, MEDICAL & HOSPITAL	CE, TRANSP & COMMUNICAT	CE, EXP RESTAURANT & HOTELS	CE, NET EXPEND. ABROAD	CE, OTHER SERVICES	CON MANU-FACTURING	CON MINING QUARRYING OIL WELLS
1	GRAINS	..	..	..	..	..	..	..	..
2	LIVE ANIMALS	..	..	..	..	..	..	..	..
3	OTHER AGRICULTURAL PRODUCTS	..	25.5	..	..	..	..	..	..
4	FORESTRY PRODUCTS	..	..	..	..	..	..	..	..
5	FISH LANDINGS	..	..	..	..	..	..	..	..
6	HUNTING & TRAPPING PRODUCTS	..	..	..	..	..	..	..	..
7	IRON ORES & CONCENTRATES	..	..	..	..	..	..	..	..
8	OTHER METAL ORES & CONCENTRATES	..	..	..	..	..	..	..	..
9	COAL	..	..	..	..	..	0.3	..	..
10	CRUDE MINERAL OILS	..	..	..	..	..	..	..	..
11	NATURAL GAS	..	..	..	..	..	4.3	..	..
12	NON-METALLIC MINERALS	..	..	..	..	..	..	..	..
13	SERVICES INCIDENTAL TO MINING	..	..	..	..	..	..	..	..
14	MEAT PRODUCTS	..	..	..	..	..	..	..	..
15	DAIRY PRODUCTS	..	..	..	..	..	..	..	..
16	FISH PRODUCTS	..	..	..	..	..	..	..	..
17	FRUITS & VEGETABLES PREPARATIONS	..	..	..	..	..	..	..	..
18	FEEDS	..	..	..	..	..	..	..	..
19	FLOUR,WHEAT,MEAL & OTHER CEREALS	..	..	..	..	..	..	..	..
20	BREAKFAST CEREAL & BAKERY PROD.	..	..	..	..	..	..	..	..
21	SUGAR	..	..	..	..	..	..	..	..
22	MISC. FOOD PRODUCTS	..	..	..	..	..	..	..	..
23	SOFT DRINKS	..	..	..	..	..	..	..	..
24	ALCOHOLIC BEVERAGES	..	..	..	..	..	..	..	..
25	TOBACCO PROCESSED UNMANUFACTURED	..	..	..	..	..	..	..	..
26	CIGARETTES & TOBACCO MFG.	..	..	..	..	..	..	..	..
27	TIRES & TUBES	..	..	..	..	..	..	..	..
28	OTHER RUBBER PRODUCTS	..	..	..	..	..	..	..	..
29	PLASTIC FABRICATED PRODUCTS	..	..	..	..	..	..	..	..
30	LEATHER & LEATHER PRODUCTS	..	..	..	..	..	..	..	..
31	YARNS & MAN MADE FIBRES	..	..	..	..	..	..	..	..
32	FABRICS	..	..	..	..	..	..	..	..
33	OTHER TEXTILE PRODUCTS	..	..	..	..	..	7.3	..	..
34	HOSIERY & KNITTED WEAR	..	..	..	..	..	..	..	..
35	CLOTHING & ACCESSORIES	..	..	..	..	..	..	..	..
36	LUMBER & TIMBER	..	..	..	..	..	..	..	..
37	VENEER & PLYWOOD	..	..	..	..	..	..	..	..
38	OTHER WOOD FABRICATED MATERIALS	..	..	..	..	..	..	..	..
39	FURNITURE & FIXTURES	..	..	..	..	..	..	..	..
40	PULP	..	..	..	..	..	..	..	..
41	NEWSPRINT & OTHER PAPER STOCK	..	..	..	..	..	..	..	..
42	PAPER PRODUCTS	..	..	..	..	..	..	..	..
43	PRINTING & PUBLISHING	..	..	..	..	..	26.4	..	..
44	ADVERTISING,PRINT MEDIA	..	..	..	..	..	..	..	..
45	IRON & STEEL PRODUCTS	..	..	..	..	..	..	..	..
46	ALUMINUM PRODUCTS	..	..	..	..	..	..	..	..
47	COPPER & COPPER ALLOY PRODUCTS	..	..	..	..	..	..	..	..
48	NICKEL PRODUCTS	..	..	..	..	..	..	..	..
49	OTHER NON FERROUS METAL PRODUCTS	..	..	..	..	..	..	..	..
50	BOILERS, TANKS & PLATES	..	..	..	..	..	..	..	..
51	FABRICATED STRUCTURAL METAL PROD.	..	..	..	..	..	..	..	..
52	OTHER METAL FABRICATED PRODUCTS	..	..	..	..	..	..	..	..
53	AGRICULTURAL MACHINERY	..	..	..	..	..	..	..	..
54	OTHER INDUSTRIAL MACHINERY	..	..	..	..	..	..	..	..
55	MOTOR VEHICLES	..	..	..	..	..	..	..	..
56	MOTOR VEHICLE PARTS	..	..	..	..	..	..	..	..
57	OTHER TRANSPORT EQUIPMENT	..	..	..	..	..	..	..	..
58	APPLIANCES & RECEIVERS,HOUSEHOLD	..	..	..	..	..	..	..	..
59	OTHER ELECTRICAL PRODUCTS	..	..	..	..	..	..	..	..
60	CEMENT & CONCRETE PRODUCTS	..	..	..	..	..	..	..	..
61	OTHER NON-METALLIC MINERAL PROD.	..	..	..	..	..	..	..	..
62	GASOLINE & FUEL OIL	..	..	..	..	..	17.3	..	..
63	OTHER PETROLEUM & COAL PROD.	..	..	..	..	..	0.4	..	..
64	INDUSTRIAL CHEMICALS	..	..	..	..	..	..	..	..
65	FERTILIZERS	..	..	..	..	..	..	..	..
66	PHARMACEUTICALS	..	..	..	..	..	0.1	..	..
67	OTHER CHEMICAL PRODUCTS	..	..	..	..	..	..	..	..
68	SCIENTIFIC EQUIPMENT	..	..	..	..	..	..	..	..
69	OTHER MANUFACTURED PRODUCTS	..	..	..	..	..	9.3	..	..
70	RESIDENTIAL CONSTRUCTION	..	..	..	..	..	..	..	..
71	NON-RESIDENTIAL CONSTRUCTION	..	..	..	..	..	..	1044.9	1204.5
72	REPAIR CONSTRUCTION	..	..	..	..	..	28.5	..	..
73	PIPELINE TRANSPORTATION	..	..	..	..	..	5.0	..	..
74	TRANSPORTATION & STORAGE	..	..	1405.0	..	..	23.6	..	..
75	RADIO & TELEVISION BROADCASTING	..	..	..	..	..	115.6	..	..
76	TELEPHONE & TELEGRAPH	..	..	996.0	..	..	24.6	..	..
77	POSTAL SERVICES	..	..	94.3	..	..	15.4	..	..
78	ELECTRIC POWER	..	..	..	..	..	40.6	..	..
79	OTHER UTILITIES	304.0	..	..	..	..	18.1	..	..
80	WHOLESALE MARGINS	..	..	..	..	..	11.3	..	..
81	RETAIL MARGINS	..	..	..	..	..	16.9	..	..
82	IMPUTED RENT OWNER OCPD. DWEL.	6172.3	..	..	..	..	..	..	..
83	OTHER FINANCE,INS.REAL ESTATE	3230.9	158.8	469.6	..	..	3018.2	..	..
84	BUSINESS SERVICES	..	..	11.3	..	..	363.6	..	..
85	EDUCATION SERVICES	..	..	..	..	..	359.9	..	..
86	HEALTH SERVICES	..	1003.7	..	..	..	0.1	..	..
87	AMUSEMENT & RECREATION SERVICES	..	..	..	..	..	899.4	..	..
88	ACCOMMODATION & FOOD SERVICES	..	..	..	..	..	-47.2	..	..
89	OTHER PERSONAL & MISC. SERVICES	150.4	..	83.1	..	..	982.8	..	..
90	TRANSPORTATION MARGINS	..	..	..	..	..	3.0	..	..
91	OPERATING, OFFICE, LAB & FOOD	..	..	..	..	..	230.9	..	..
92	TRAVEL, ADVERTISING & PROMOTION	..	..	..	..	..	117.1	..	..
93	NON-COMPETING IMPORTS	..	..	..	..	..	..	..	..
94	UNALLOCATED IMPORTS & EXPORTS	..	..	..	..	277.7	..	..	..
95	INDIRECT TAXES	1.4	..	46.7	146.6	..	133.1	..	..
96	SUBSIDIES	..	..	..	..	..	..	..	..
97	WAGES & SALARIES	..	..	..	..	..	2015.1	..	..
98	SUPPLEMENTARY LABOUR INCOME	..	..	..	..	..	126.6	..	..
99	NET INCOME,UNINC BUSINESS	..	..	..	..	..	..	..	..
100	OTHER OPERATING SURPLUS	..	..	..	..	..	165.6	..	..
	TOTAL	9859.1	1188.0	3106.1	4145.8	277.7	8733.5	1044.9	1204.5

NOTE: DETAIL MAY NOT ADD DUE TO ROUNDING AND SUPPRESSION OF CONFIDENTIAL COMMODITIES.

TABLE 24. FINAL DEMAND MATRIX (AGGREGATION - M), 1974 (MILLIONS OF 1971 DOLLARS) - CONTINUED

NO.	COMMODITY AGGREGATION - M	CON HOUSING & COMMISSION	CON OTHER BUSINESS	CON GOVERNMENT	M&E MANUFACTURING	M&E MINING QUARRYING OIL WELLS	M&E OTHER BUSINESS	M&E GOVERNMENT	INVENTORIES
1	GRAINS								-50.8
2	LIVE ANIMALS								128.9
3	OTHER AGRICULTURAL PRODUCTS								-1.4
4	FORESTRY PRODUCTS								98.1
5	FISH LANDINGS								0.3
6	HUNTING & TRAPPING PRODUCTS								0.2
7	IRON ORES & CONCENTRATES								7.4
8	OTHER METAL ORES & CONCENTRATES								6.4
9	COAL								-27.6
10	CRUDE MINERAL OILS								0.8
11	NATURAL GAS								5.4
12	NON-METALLIC MINERALS								25.2
13	SERVICES INCIDENTAL TO MINING								
14	MEAT PRODUCTS								21.4
15	DAIRY PRODUCTS								12.4
16	FISH PRODUCTS								8.0
17	FRUITS & VEGETABLES PREPARATIONS								18.9
18	FEEDS								5.0
19	FLOUR,WHEAT,MEAL & OTHER CEREALS								2.9
20	BREAKFAST CEREAL & BAKERY PROD.								2.1
21	SUGAR								-1.6
22	MISC. FOOD PRODUCTS								-3.9
23	SOFT DRINKS								-0.9
24	ALCOHOLIC BEVERAGES								79.4
25	TOBACCO PROCESSED UNMANUFACTURED								-4.6
26	CIGARETTES & TOBACCO MFG.								5.0
27	TIRES & TUBES						2.6		28.7
28	OTHER RUBBER PRODUCTS				1.1	2.0	5.4	2.8	12.1
29	PLASTIC FABRICATED PRODUCTS								44.8
30	LEATHER & LEATHER PRODUCTS								5.8
31	YARNS & MAN MADE FIBRES								4.3
32	FABRICS								32.8
33	OTHER TEXTILE PRODUCTS				2.1		9.3	1.2	32.7
34	HOSIERY & KNITTED WEAR								-7.0
35	CLOTHING & ACCESSORIES								-53.9
36	LUMBER & TIMBER								-8.6
37	VENEER & PLYWOOD								12.1
38	OTHER WOOD FABRICATED MATERIALS				9.2		5.7	0.2	71.2
39	FURNITURE & FIXTURES				51.0	3.5	117.8	59.3	54.2
40	PULP								13.4
41	NEWSPRINT & OTHER PAPER STOCK								78.2
42	PAPER PRODUCTS								91.4
43	PRINTING & PUBLISHING								9.3
44	ADVERTISING,PRINT MEDIA								
45	IRON & STEEL PRODUCTS								202.8
46	ALUMINUM PRODUCTS								-5.7
47	COPPER & COPPER ALLOY PRODUCTS								30.7
48	NICKEL PRODUCTS								6.4
49	OTHER NON FERROUS METAL PRODUCTS						-145.2		66.7
50	BOILERS, TANKS & PLATES				58.8	0.3	16.0	2.6	10.3
51	FABRICATED STRUCTURAL METAL PROD				0.2		1.5	0.8	101.0
52	OTHER METAL FABRICATED PRODUCTS				48.4	3.5	68.0	23.1	217.6
53	AGRICULTURAL MACHINERY				0.1		701.0	5.7	38.3
54	OTHER INDUSTRIAL MACHINERY				1296.7	157.1	744.9	80.4	236.4
55	MOTOR VEHICLES	193.8			343.3	51.8	984.0	132.7	418.2
56	MOTOR VEHICLE PARTS				21.2	1.8	49.6	3.1	127.0
57	OTHER TRANSPORT EQUIPMENT				49.6	34.2	519.8	47.9	82.4
58	APPLIANCES & RECEIVERS,HOUSEHOLD				6.0	0.3	129.4	9.0	134.3
59	OTHER ELECTRICAL PRODUCTS				101.2	11.0	1226.0	30.5	219.1
60	CEMENT & CONCRETE PRODUCTS								43.5
61	OTHER NON-METALLIC MINERAL PROD				18.6		1.0	0.3	67.8
62	GASOLINE & FUEL OIL								102.0
63	OTHER PETROLEUM & COAL PROD								19.7
64	INDUSTRIAL CHEMICALS						23.0		79.5
65	FERTILIZERS								16.1
66	PHARMACEUTICALS								13.2
67	OTHER CHEMICAL PRODUCTS								49.8
68	SCIENTIFIC EQUIPMENT				48.7	4.2	67.8	86.0	19.0
69	OTHER MANUFACTURED PRODUCTS						35.5	4.9	30.1
70	RESIDENTIAL CONSTRUCTION	5055.4		15.7					
71	NON-RESIDENTIAL CONSTRUCTION		4573.4	3334.5					
72	REPAIR CONSTRUCTION								
73	PIPELINE TRANSPORTATION								
74	TRANSPORTATION & STORAGE								
75	RADIO & TELEVISION BROADCASTING								
76	TELEPHONE & TELEGRAPH								
77	POSTAL SERVICES								
78	ELECTRIC POWER								
79	OTHER UTILITIES								
80	WHOLESALE MARGINS	19.9			482.4	52.3	576.7	66.4	
81	RETAIL MARGINS	25.3			35.5	5.7	169.7	12.1	
82	IMPUTED RENT OWNER OCPD, DWEL								
83	OTHER FINANCE,INS,REAL ESTATE	700.0							
84	BUSINESS SERVICES								
85	EDUCATION SERVICES								
86	HEALTH SERVICES								
87	AMUSEMENT & RECREATION SERVICES								
88	ACCOMMODATION & FOOD SERVICES								
89	OTHER PERSONAL & MISC. SERVICES								
90	TRANSPORTATION MARGINS	2.4			54.7	7.4	99.2	11.9	
91	OPERATING, OFFICE, LAB & FOOD								
92	TRAVEL, ADVERTISING & PROMOTION								
93	NON-COMPETING IMPORTS								
94	UNALLOCATED IMPORTS & EXPORTS								-5.5
95	INDIRECT TAXES	16.6			221.2	18.1	579.9	42.2	
96	SUBSIDIES								
97	WAGES & SALARIES								
98	SUPPLEMENTARY LABOUR INCOME								
99	NET INCOME,UNINC. BUSINESS								
100	OTHER OPERATING SURPLUS								
TOTAL		6013.4	4573.4	3150.3	2850.2	353.1	5988.1	622.9	3078.9

NOTE: DETAIL MAY NOT ADD DUE TO ROUNDING AND SUPPRESSION OF CONFIDENTIAL COMMODITIES

TABLE 24. FINAL DEMAND MATRIX (AGGREGATION - M), 1974 (MILLIONS OF 1971 DOLLARS) - CONCLUDED

NO.	COMMODITY AGGREGATION - M	DOMESTIC EXPORTS	RE-EXPORTS	IMPORTS	GOVT GROSS CURRENT EXPEND.	GOVT SALE OF GOODS & SERVICES	FINAL EXPEND ON GDP
1	GRAINS	606.0	--	-103.1	--	-0.1	452.0
2	LIVE ANIMALS	60.1	1.1	-81.1	--	-4.7	194.8
3	OTHER AGRICULTURAL PRODUCTS	171.9	2.8	-366.4	22.7	-3.3	539.6
4	FORESTRY PRODUCTS	35.3	--	-58.4	--	--	106.8
5	FISH LANDINGS	45.6	0.2	-49.2	--	-0.2	6.2
6	HUNTING & TRAPPING PRODUCTS	13.4	1.2	-22.4	--	--	-7.6
7	IRON ORES & CONCENTRATES	393.4	--	-35.6	--	--	365.2
8	OTHER METAL ORES & CONCENTRATES	721.1	0.5	-269.8	--	--	458.2
9	COAL	107.9	0.3	-166.5	2.9	-13.6	-94.1
10	CRUDE MINERAL OILS	931.3	2.9	-829.9	--	--	105.1
11	NATURAL GAS	150.7	--	-4.0	11.3	-0.2	220.5
12	NON-METALLIC MINERALS	319.3	3.2	-136.0	--	-0.3	250.8
13	SERVICES INCIDENTAL TO MINING	--	--	--	--	--	--
14	MEAT PRODUCTS	159.9	6.6	-182.5	0.1	-1.4	1933.2
15	DAIRY PRODUCTS	30.4	1.5	-69.2	--	--	1030.9
16	FISH PRODUCTS	195.3	3.4	-33.2	--	--	257.1
17	FRUITS & VEGETABLES PREPARATIONS	49.5	1.4	-211.4	--	--	537.4
18	FEEDS	49.4	--	-45.2	--	--	95.3
19	FLOUR,WHEAT,MEAL & OTHER CEREALS	41.8	0.1	-18.5	--	--	59.2
20	BREAKFAST CEREAL & BAKERY PROD.	20.3	--	-18.0	--	--	671.4
21	SUGAR	7.9	--	-12.6	--	--	61.7
22	MISC. FOOD PRODUCTS	55.5	11.1	-263.7	--	--	687.6
23	SOFT DRINKS	0.7	--	-4.0	--	--	319.0
24	ALCOHOLIC BEVERAGES	207.2	0.3	-191.5	--	--	946.7
25	TOBACCO PROCESSED UNMANUFACTURED	61.1	0.4	-10.6	--	--	46.3
26	CIGARETTES & TOBACCO MFG.	3.5	--	-12.3	--	--	446.5
27	TIRES & TUBES	39.3	1.8	-280.1	--	--	-63.9
28	OTHER RUBBER PRODUCTS	20.5	1.0	-130.5	--	--	-13.6
29	PLASTIC FABRICATED PRODUCTS	38.5	1.8	-199.9	--	--	-30.3
30	LEATHER & LEATHER PRODUCTS	19.7	1.4	-184.0	0.4	--	280.6
31	YARNS & MAN MADE FIBRES	37.1	3.2	-247.4	--	--	-171.4
32	FABRICS	60.0	5.6	-444.4	0.3	--	-209.5
33	OTHER TEXTILE PRODUCTS	27.3	1.9	-264.8	23.0	--	383.3
34	HOSIERY & KNITTED WEAR	5.9	1.0	-178.1	0.4	--	532.7
35	CLOTHING & ACCESSORIES	82.5	3.8	-263.7	12.9	-2.4	1348.4
36	LUMBER & TIMBER	914.0	0.7	-84.4	--	-9.2	843.5
37	VENEER & PLYWOOD	68.0	0.4	-87.8	--	--	12.0
38	OTHER WOOD FABRICATED MATERIALS	85.8	0.7	-73.3	--	--	130.7
39	FURNITURE & FIXTURES	47.0	1.0	-172.5	4.6	--	928.9
40	PULP	969.9	0.2	-10.3	--	--	973.3
41	NEWSPRINT & OTHER PAPER STOCK	1420.7	0.3	-112.5	--	--	1390.3
42	PAPER PRODUCTS	54.5	1.5	-196.2	--	--	254.6
43	PRINTING & PUBLISHING	53.9	5.8	-330.6	101.9	-16.0	407.9
44	ADVERTISING,PRINT MEDIA	--	--	--	--	-0.1	-0.1
45	IRON & STEEL PRODUCTS	442.1	23.0	-828.6	--	--	-180.7
46	ALUMINUM PRODUCTS	353.4	0.9	-128.5	--	--	250.1
47	COPPER & COPPER ALLOY PRODUCTS	470.9	2.2	-65.6	--	--	435.2
48	NICKEL PRODUCTS	696.9	42.8	-78.8	--	--	667.3
49	OTHER NON FERROUS METAL PRODUCTS	323.0	12.0	-200.2	--	-1.1	56.7
50	BOILERS, TANKS & PLATES	18.7	1.0	-40.5	--	--	67.2
51	FABRICATED STRUCTURAL METAL PROD	70.7	2.7	-137.6	--	--	40.6
52	OTHER METAL FABRICATED PRODUCTS	238.9	22.4	-846.9	49.5	--	81.5
53	AGRICULTURAL MACHINERY	310.2	14.4	-741.2	--	--	352.3
54	OTHER INDUSTRIAL MACHINERY	700.5	132.1	-2930.4	27.4	-1.5	529.4
55	MOTOR VEHICLES	3058.6	11.0	-2845.5	37.4	-0.1	5078.0
56	MOTOR VEHICLE PARTS	1820.9	64.8	-3409.6	--	-0.9	-1292.4
57	OTHER TRANSPORT EQUIPMENT	564.4	57.0	-751.6	174.6	-7.1	988.9
58	APPLIANCES & RECEIVERS,HOUSEHOLD	74.7	4.8	-788.0	0.1	--	859.2
59	OTHER ELECTRICAL PRODUCTS	505.1	41.6	-1206.7	52.2	-1.3	1147.7
60	CEMENT & CONCRETE PRODUCTS	29.2	--	-9.1	--	--	69.6
61	OTHER NON-METALLIC MINERAL PROD.	113.2	2.0	-377.3	--	--	-48.3
62	GASOLINE & FUEL OIL	79.3	14.0	-67.2	128.0	-5.3	1201.0
63	OTHER PETROLEUM & COAL PROD.	120.4	0.2	-99.8	3.2	-0.5	94.1
64	INDUSTRIAL CHEMICALS	--	8.3	-672.1	17.9	-0.3	-208.4
65	FERTILIZERS	--	--	-23.5	--	--	175.2
66	PHARMACEUTICALS	34.0	7.2	-135.3	101.8	-3.3	371.2
67	OTHER CHEMICAL PRODUCTS	72.7	4.7	-394.4	15.4	--	378.7
68	SCIENTIFIC EQUIPMENT	110.1	26.1	-809.8	89.1	-13.1	16.2
69	OTHER MANUFACTURED PRODUCTS	131.3	12.1	-571.5	2.3	-3.0	426.5
70	RESIDENTIAL CONSTRUCTION	--	--	--	--	--	5071.2
71	NON-RESIDENTIAL CONSTRUCTION	--	--	--	45.2	--	10202.5
72	REPAIR CONSTRUCTION	--	--	--	584.2	--	612.8
73	PIPELINE TRANSPORTATION	292.7	--	-83.5	12.4	--	291.4
74	TRANSPORTATION & STORAGE	572.1	--	-143.2	321.8	-93.4	2085.9
75	RADIO & TELEVISION BROADCASTING	10.1	--	-10.8	--	--	114.9
76	TELEPHONE & TELEGRAPH	28.4	--	-43.6	186.2	-0.8	1190.8
77	POSTAL SERVICES	19.9	--	-4.8	51.8	--	176.6
78	ELECTRIC POWER	102.5	--	-4.7	214.9	-1.8	1298.7
79	OTHER UTILITIES	--	--	--	67.8	-284.7	322.5
80	WHOLESALE MARGINS	702.2	--	-113.6	88.2	--	4404.7
81	RETAIL MARGINS	--	--	--	52.6	--	7688.0
82	IMPUTED RENT OWNER OCPD. DWEL.	--	--	--	--	--	6172.3
83	OTHER FINANCE,INS.REAL ESTATE	126.6	--	-432.3	406.9	-312.6	7366.1
84	BUSINESS SERVICES	260.8	--	-749.3	703.6	-52.6	537.5
85	EDUCATION SERVICES	--	--	--	240.8	-296.0	304.7
86	HEALTH SERVICES	--	--	--	1425.5	-249.3	2180.1
87	AMUSEMENT & RECREATION SERVICES	0.5	--	-4.4	22.8	-184.8	733.5
88	ACCOMMODATION & FOOD SERVICES	--	--	--	12.9	-40.3	3924.7
89	OTHER PERSONAL & MISC. SERVICES	49.8	--	-80.9	398.9	-341.1	2169.9
90	TRANSPORTATION MARGINS	988.6	3.3	--	39.9	--	1910.9
91	OPERATING, OFFICE, LAB & FOOD	--	--	--	1313.3	--	1544.2
92	TRAVEL, ADVERTISING & PROMOTION	--	--	--	414.9	--	552.1
93	NON-COMPETING IMPORTS	--	--	-382.5	--	--	-280.0
94	UNALLOCATED IMPORTS & EXPORTS	1948.9	--	-2531.9	--	--	-307.4
95	INDIRECT TAXES	20.3	--	1445.4	122.5	--	8536.0
96	SUBSIDIES	--	--	--	--	--	--
97	WAGES & SALARIES	--	--	--	11856.5	--	13871.6
98	SUPPLEMENTARY LABOUR INCOME	--	--	--	1110.9	--	1237.5
99	NET INCOME,UNINC. BUSINESS	--	--	--	--	--	--
100	OTHER OPERATING SURPLUS	--	--	--	1579.6	--	1745.3
	TOTAL	24183.6	580.1	-27748.9	22183.3	-1946.3	113903.1

NOTE: DETAIL MAY NOT ADD DUE TO ROUNDING AND SUPPRESSION OF CONFIDENTIAL COMMODITIES.

TABLE 25. MAKE (OUTPUT) MATRIX (AGGREGATION - S), 1975 (MILLIONS OF 1971 DOLLARS)

NO.	COMMODITY AGGREGATION - S	AGRICUL- TURE	FORES- TRY	FISHING, HUNTING & TRAPPING	MINES QUARRIES & OIL WELLS	MANUFAC- TURING	CONSTRUC- TION
1	GRAINS	1085.1	--	--	--	0.4	--
2	OTHER AGRICULTURAL PRODUCTS	4017.3	17.3	--	--	10.2	--
3	FORESTRY PRODUCTS	43.3	1329.2	--	--	43.4	--
4	FISHING & TRAPPING PRODUCTS	--	--	178.2	--	--	--
5	METALLIC ORES & CONCENTRATES	--	--	--	2097.8	90.3	--
6	MINERALS FUELS	--	--	--	2128.3	12.7	--
7	NON-METALLIC MINERALS	--	--	--	493.2	25.0	--
8	SERVICES INCIDENTAL TO MINING	--	--	--	618.8	--	--
9	MEAT,FISH & DAIRY PRODUCTS	61.7	--	2.2	--	4551.9	--
10	FRUIT,VEG.,FEED,MISC.FOOD PROD	5.6	--	--	--	3744.3	--
11	BEVERAGES	--	--	--	--	1357.3	--
12	TOBACCO & TOBACCO PRODUCTS	--	--	--	--	597.5	--
13	RUBBER,LEATHER,PLASTIC FAB.PRO	--	--	--	--	1577.2	--
14	TEXTILE PRODUCTS	--	--	--	--	1875.1	--
15	KNITTED PRODUCTS & CLOTHING	--	--	--	--	2122.9	--
16	LUMBER,SAWMILL,OTHER WOOD PROD	--	10.5	--	--	2491.6	--
17	FURNITURE & FIXTURES	--	--	--	--	926.5	--
18	PAPER & PAPER PRODUCTS	--	--	--	--	4071.5	--
19	PRINTING & PUBLISHING	--	--	--	--	1989.7	--
20	PRIMARY METAL PRODUCTS	--	--	--	1.4	5345.0	--
21	METAL FABRICATED PRODUCTS	--	--	--	--	3945.4	--
22	MACHINERY & EQUIPMENT	--	0.5	--	35.8	2710.6	--
23	AUTOS,TRUCKS,OTHER TRANSP. EQP	--	--	--	--	8915.8	--
24	ELEC. & COMMUNICATIONS PROD.	--	--	--	--	3526.6	--
25	NON-METALLIC MINERAL PRODUCTS	--	--	--	8.3	1784.0	--
26	PETROLEUM & COAL PRODUCTS	--	--	--	98.5	2748.6	--
27	CHEMICALS,CHEMICAL PROD	--	--	--	182.1	3312.3	--
28	MISC. MANUFACTURED PRODUCTS	--	--	--	--	1354.1	--
29	RESIDENTIAL CONSTRUCTION	--	--	--	--	--	4537.4
30	NON-RESIDENTIAL CONSTRUCTION	--	--	--	--	--	11201.0
31	REPAIR CONSTRUCTION	--	--	--	--	--	3196.2
32	TRANSPORTATION & STORAGE	--	2.6	--	--	3.4	--
33	COMMUNICATION SERVICES	--	--	--	--	--	--
34	OTHER UTILITIES	--	0.1	--	1.3	22.5	--
35	WHOLESALE MARGINS	--	4.3	--	14.2	1660.9	--
36	RETAIL MARGINS	--	--	--	--	--	--
37	IMPUTED RENT OWNER OCPD. DWEL.	--	--	--	--	--	112.2
38	OTHER FINANCE,INS.,REAL ESTATE	10.1	3.0	--	65.4	91.8	112.2
39	BUSINESS SERVICES	--	--	--	--	56.9	0.3
40	PERSONAL & OTHER MISC. SERVICE	--	32.2	3.2	17.2	276.3	98.7
41	TRANSPORTATION MARGINS	--	--	--	--	--	--
42	OPERATING,OFFICE,LAB & FOOD	--	--	--	--	--	--
43	TRAVEL, ADVERTISING, PROMOTION	--	--	--	--	--	--
	<b>TOTAL</b>	<b>5223.0</b>	<b>1399.6</b>	<b>183.6</b>	<b>5762.6</b>	<b>61241.8</b>	<b>19145.8</b>

NOTE: DETAIL MAY NOT ADD DUE TO ROUNDING.

TABLE 25. MAKE (OUTPUT) MATRIX (AGGREGATION - S), 1975 (MILLIONS OF 1971 DOLLARS) - CONTINUED

NO.	COMMODITY AGGREGATION - S	TRANS & STORAGE	COMMUNI- CATION	ELEC POWER GAS,OTHER UTILITIES	WHOLESALE TRADE	RETAIL TRADE	FINANCE, INS. & REAL EST.
1	GRAINS	--	--	--	--	--	--
2	OTHER AGRICULTURAL PRODUCTS	--	--	--	--	3.4	--
3	FORESTRY PRODUCTS	--	--	2.1	1.0	--	--
4	FISHING & TRAPPING PRODUCTS	--	--	--	--	--	--
5	METALLIC ORES & CONCENTRATES	--	--	--	--	--	--
6	MINERALS FUELS	--	--	--	--	--	--
7	NON-METALLIC MINERALS	--	--	--	3.2	--	--
8	SERVICES INCIDENTAL TO MINING	--	--	--	--	--	--
9	MEAT,FISH & DAIRY PRODUCTS	--	--	--	1.2	248.5	--
10	FRUIT,VEG.,FEED,MISC.FOOD PROD	--	--	--	22.6	2.6	--
11	BEVERAGES	--	--	--	--	--	--
12	TOBACCO & TOBACCO PRODUCTS	--	--	--	0.1	--	--
13	RUBBER,LEATHER,PLASTIC FAB.PRO	--	--	--	3.1	--	--
14	TEXTILE PRODUCTS	--	--	--	3.5	2.4	--
15	KNITTED PRODUCTS & CLOTHING	--	--	--	4.4	0.4	--
16	LUMBER,SAWMILL,OTHER WOOD PROD	--	--	--	25.3	--	--
17	FURNITURE & FIXTURES	--	--	--	0.8	--	--
18	PAPER & PAPER PRODUCTS	--	--	--	12.5	--	--
19	PRINTING & PUBLISHING	--	--	--	2.0	--	--
20	PRIMARY METAL PRODUCTS	--	--	--	3.9	--	--
21	METAL FABRICATED PRODUCTS	--	--	--	11.9	--	--
22	MACHINERY & EQUIPMENT	--	--	--	23.1	--	--
23	AUTOS,TRUCKS,OTHER TRANSP. EQP	95.4	--	--	5.8	--	--
24	ELEC. & COMMUNICATIONS PROD.	--	167.2	--	25.6	--	--
25	NON-METALLIC MINERAL PRODUCTS	--	--	--	3.4	--	--
26	PETROLEUM & COAL PRODUCTS	2.6	--	0.1	--	--	--
27	CHEMICALS,CHEMICAL PROD	--	--	--	10.6	--	--
28	MISC. MANUFACTURED PRODUCTS	--	--	--	17.4	--	--
29	RESIDENTIAL CONSTRUCTION	--	--	--	--	--	--
30	NON-RESIDENTIAL CONSTRUCTION	--	--	--	--	--	--
31	REPAIR CONSTRUCTION	--	--	--	--	--	--
32	TRANSPORTATION & STORAGE	9099.5	--	15.6	--	7.4	0.2
33	COMMUNICATION SERVICES	--	3898.7	--	--	--	--
34	OTHER UTILITIES	--	--	3078.9	--	--	--
35	WHOLESALE MARGINS	7.3	--	--	6303.5	--	--
36	RETAIL MARGINS	16.0	--	25.6	--	8483.4	--
37	IMPUTED RENT OWNER OCPD. DWEL.	--	--	--	--	--	6501.5
38	OTHER FINANCE,INS.,REAL ESTATE	37.9	2.0	6.6	37.9	56.0	13071.0
39	BUSINESS SERVICES	17.3	30.4	2.4	34.3	2.0	37.2
40	PERSONAL & OTHER MISC. SERVICE	91.6	18.0	43.3	558.9	1606.1	346.2
41	TRANSPORTATION MARGINS	--	--	--	--	--	--
42	OPERATING,OFFICE,LAB & FOOD	--	--	--	--	--	--
43	TRAVEL, ADVERTISING, PROMOTION	--	--	--	--	--	--
	<b>TOTAL</b>	<b>9367.6</b>	<b>4116.3</b>	<b>3174.6</b>	<b>7115.9</b>	<b>10411.2</b>	<b>19956.1</b>

NOTE: DETAIL MAY NOT ADD DUE TO ROUNDING.

TABLE 25. MAKE (OUTPUT) MATRIX (AGGREGATION - S), 1975 (MILLIONS OF 1971 DOLLARS) - CONCLUDED

NO.	COMMODITY AGGREGATION - S	BUSINESS & PERSONAL SERVICES	TRANS. MARGINS	OPERATING OFFICE SUPPLIES	TRAVEL, PROMOTION, ADVTG.	TOTAL INDUSTRIES
1	GRAINS	--	--	--	--	1085.5
2	OTHER AGRICULTURAL PRODUCTS	--	--	--	--	4048.2
3	FORESTRY PRODUCTS	--	--	--	--	1419.1
4	FISHING & TRAPPING PRODUCTS	--	--	--	--	178.2
5	METALLIC ORES & CONCENTRATES	--	--	--	--	2188.2
6	MINERALS FUELS	--	--	--	--	2140.9
7	NON-METALLIC MINERALS	--	--	--	--	521.4
8	SERVICES INCIDENTAL TO MINING	--	--	--	--	618.8
9	MEAT,FISH & DAIRY PRODUCTS	--	--	--	--	4865.5
10	FRUIT,VEG.,FEED,MISC.FOOD PROD.	--	--	--	--	3775.1
11	BEVERAGES	--	--	--	--	1357.3
12	TOBACCO & TOBACCO PRODUCTS	--	--	--	--	597.5
13	RUBBER,LEATHER,PLASTIC FAB.PRO	--	--	--	--	1580.3
14	TEXTILE PRODUCTS	--	--	--	--	1880.9
15	KNITTED PRODUCTS & CLOTHING	--	--	--	--	2127.7
16	LUMBER,SAWMILL,OTHER WOOD PROD.	--	--	--	--	2527.4
17	FURNITURE & FIXTURES	--	--	--	--	927.3
18	PAPER & PAPER PRODUCTS	--	--	--	--	4084.0
19	PRINTING & PUBLISHING	--	--	--	--	1991.7
20	PRIMARY METAL PRODUCTS	--	--	--	--	5350.3
21	METAL FABRICATED PRODUCTS	--	--	--	--	3957.3
22	MACHINERY & EQUIPMENT	--	--	--	--	2770.0
23	AUTOS,TRUCKS,OTHER TRANSP. EQP.	--	--	--	--	9017.0
24	ELEC. & COMMUNICATIONS PROD.	--	--	--	--	3719.4
25	NON-METALLIC MINERAL PRODUCTS	--	--	--	--	1795.8
26	PETROLEUM & COAL PRODUCTS	--	--	--	--	2849.9
27	CHEMICALS,CHEMICAL PROD.	--	--	--	--	3505.0
28	MISC. MANUFACTURED PRODUCTS	43.0	--	--	--	1414.6
29	RESIDENTIAL CONSTRUCTION	--	--	--	--	4537.4
30	NON-RESIDENTIAL CONSTRUCTION	--	--	--	--	11201.0
31	REPAIR CONSTRUCTION	--	--	--	--	3196.2
32	TRANSPORTATION & STORAGE	--	--	--	--	9128.6
33	COMMUNICATION SERVICES	--	--	--	--	3898.7
34	OTHER UTILITIES	9.5	--	--	--	3112.4
35	WHOLESALE MARGINS	75.5	--	--	--	8065.6
36	RETAIL MARGINS	60.7	--	--	--	8585.7
37	IMPUTED RENT OWNER OCPD. DWEL.	--	--	--	--	6501.5
38	OTHER FINANCE,INS.,REAL ESTATE	88.4	--	--	--	13581.3
39	BUSINESS SERVICES	4173.0	--	--	--	4353.8
40	PERSONAL & OTHER MISC. SERVICE	10265.3	--	--	--	13357.0
41	TRANSPORTATION MARGINS	--	3898.6	--	--	3898.6
42	OPERATING,OFFICE,LAB & FOOD	--	--	6858.3	--	6858.3
43	TRAVEL, ADVERTISING, PROMOTION	--	--	--	3854.7	3854.7
	<b>TOTAL</b>	<b>14715.4</b>	<b>3898.6</b>	<b>6858.3</b>	<b>3854.7</b>	<b>176425.1</b>

NOTE: DETAIL MAY NOT ADD DUE TO ROUNDING.

TABLE 26. USE (INPUT) MATRIX (AGGREGATION - S), 1975 (MILLIONS OF 1971 DOLLARS)

NO.	COMMODITY AGGREGATION - S	AGRICUL- TURE	FORES- TRY	FISHING, HUNTING & TRAPPING	MINES QUARRIES & OIL WELLS	MANUFAC- TURING	CONSTRUC- TION
1	GRAINS	23.3	--	--	--	357.6	--
2	OTHER AGRICULTURAL PRODUCTS	291.5	--	--	--	2628.5	7.9
3	FORESTRY PRODUCTS	0.4	187.6	--	--	1170.6	8.1
4	FISHING & TRAPPING PRODUCTS	--	--	2.0	--	153.5	--
5	METALLIC ORES & CONCENTRATES	--	--	--	6.9	1400.2	--
6	MINERALS FUELS	2.0	--	--	7.5	1970.2	1.7
7	NON-METALLIC MINERALS	4.8	--	0.4	21.6	215.0	90.1
8	SERVICES INCIDENTAL TO MINING	--	--	--	332.4	--	286.7
9	MEAT,FISH & DAIRY PRODUCTS	3.0	--	--	--	933.0	--
10	FRUIT,VEG.,FEED,MISC.FOOD PROD.	627.8	--	--	--	868.5	--
11	BEVERAGES	--	--	--	--	62.8	--
12	TOBACCO & TOBACCO PRODUCTS	--	--	--	--	118.5	--
13	RUBBER,LEATHER,PLASTIC FAB.PRO	20.0	--	--	3.2	791.0	189.9
14	TEXTILE PRODUCTS	13.9	3.4	6.2	1.1	1665.6	97.2
15	KNITTED PRODUCTS & CLOTHING	--	--	--	--	155.9	--
16	LUMBER,SAWMILL,OTHER WOOD PROD.	2.7	--	2.7	1.6	752.7	894.8
17	FURNITURE & FIXTURES	--	--	--	--	44.3	16.4
18	PAPER & PAPER PRODUCTS	2.7	--	--	6.2	1686.9	102.0
19	PRINTING & PUBLISHING	--	--	--	0.2	201.5	--
20	PRIMARY METAL PRODUCTS	--	--	--	54.7	3582.9	523.6
21	METAL FABRICATED PRODUCTS	25.3	12.0	1.0	8.8	1712.6	1684.7
22	MACHINERY & EQUIPMENT	54.7	8.5	3.1	69.8	722.7	191.8
23	AUTOS,TRUCKS,OTHER TRANSP. EQP.	1.2	2.7	15.8	6.7	3399.0	29.7
24	ELEC. & COMMUNICATIONS PROD.	--	--	6.4	4.2	941.7	707.8
25	NON-METALLIC MINERAL PRODUCTS	1.9	0.1	0.5	13.0	671.1	1126.6
26	PETROLEUM & COAL PRODUCTS	179.4	29.3	11.8	77.5	469.3	176.9
27	CHEMICALS,CHEMICAL PROD.	261.4	2.3	0.4	89.2	1972.0	170.3
28	MISC. MANUFACTURED PRODUCTS	--	--	2.9	--	422.5	112.4
29	RESIDENTIAL CONSTRUCTION	--	--	--	--	--	--
30	NON-RESIDENTIAL CONSTRUCTION	--	--	--	--	--	--
31	REPAIR CONSTRUCTION	121.6	21.9	0.5	199.1	250.8	12.8
32	TRANSPORTATION & STORAGE	19.2	136.9	1.4	71.4	458.3	169.3
33	COMMUNICATION SERVICES	36.8	3.3	0.4	21.1	348.5	47.9
34	OTHER UTILITIES	90.3	0.9	0.2	131.7	654.3	11.1
35	WHOLESALE MARGINS	157.5	10.6	5.8	65.7	1351.2	788.0
36	RETAIL MARGINS	36.7	1.0	1.2	3.0	10.3	88.6
37	IMPUTED RENT OWNER OCPD. DWEL.	--	--	--	--	--	--
38	OTHER FINANCE,INS.,REAL ESTATE	281.5	98.5	3.5	529.8	908.1	280.2
39	BUSINESS SERVICES	15.5	6.4	0.4	236.7	825.9	854.5
40	PERSONAL & OTHER MISC. SERVICE	18.5	53.0	3.5	41.9	273.9	326.7
41	TRANSPORTATION MARGINS	81.6	3.6	2.6	33.0	1231.8	321.6
42	OPERATING,OFFICE,LAB & FOOD	183.6	154.7	4.5	562.7	1853.4	270.5
43	TRAVEL, ADVERTISING, PROMOTION	0.3	3.4	--	45.5	1370.3	98.3
44	NON-COMPETING IMPORTS	--	--	--	--	266.3	--
45	UNALLOCATED IMPORTS & EXPORTS	--	--	--	--	--	--
46	NET INDIRECT TAXES	93.5	39.9	5.3	183.7	557.9	982.1
	<b>GDP AT FACTOR COST</b>	<b>2620.2</b>	<b>619.4</b>	<b>101.0</b>	<b>2932.6</b>	<b>21810.8</b>	<b>8475.9</b>
	<b>TOTAL</b>	<b>5223.0</b>	<b>1399.6</b>	<b>183.6</b>	<b>5762.6</b>	<b>61241.8</b>	<b>19145.8</b>

NOTE: DETAIL MAY NOT ADD DUE TO ROUNDING.

TABLE 26. USE (INPUT) MATRIX (AGGREGATION - S), 1975 (MILLIONS OF 1971 DOLLARS) - CONTINUED

NO.	COMMODITY AGGREGATION - S	TRANS. & STORAGE	COMMUNICATION	ELEC POWER GAS, OTHER UTILITIES	WHOLESALE TRADE	RETAIL TRADE	FINANCE, INS. & REAL EST.
1	GRAINS	--	--	--	4.4	--	--
2	OTHER AGRICULTURAL PRODUCTS	1.7	--	--	0.9	279.2	--
3	FORESTRY PRODUCTS	--	--	--	6.6	--	--
4	FISHING & TRAPPING PRODUCTS	--	--	--	--	--	--
5	METALLIC ORES & CONCENTRATES	--	--	4.3	0.2	--	--
6	MINERALS FUELS	24.0	0.1	90.5	2.3	9.0	6.5
7	NON-METALLIC MINERALS	3.5	--	--	0.2	--	--
8	SERVICES INCIDENTAL TO MINING	--	--	--	--	--	--
9	MEAT, FISH & DAIRY PRODUCTS	--	--	--	0.8	1.9	--
10	FRUIT, VEG., FEED, MISC. FOOD PROD.	0.7	--	--	9.1	--	--
11	BEVERAGES	--	--	--	--	--	--
12	TOBACCO & TOBACCO PRODUCTS	--	--	--	--	--	--
13	RUBBER, LEATHER, PLASTIC FAB. PRO.	63.1	0.2	--	22.7	20.8	--
14	TEXTILE PRODUCTS	7.5	2.1	--	5.9	1.9	--
15	KNITTED PRODUCTS & CLOTHING	--	--	--	--	11.1	--
16	LUMBER, SAWMILL, OTHER WOOD PROD.	--	--	--	20.5	3.9	--
17	FURNITURE & FIXTURES	--	--	--	--	--	--
18	PAPER & PAPER PRODUCTS	5.4	--	--	60.5	147.7	--
19	PRINTING & PUBLISHING	3.7	15.2	1.1	10.0	10.5	29.7
20	PRIMARY METAL PRODUCTS	14.5	--	--	6.6	--	--
21	METAL FABRICATED PRODUCTS	7.4	--	--	35.6	15.3	--
22	MACHINERY & EQUIPMENT	1.9	--	--	5.7	--	--
23	AUTOS, TRUCKS, OTHER TRANSP. EQP.	276.7	--	--	1.0	--	--
24	ELEC. & COMMUNICATIONS PROD.	15.9	84.4	--	7.5	--	--
25	NON-METALLIC MINERAL PRODUCTS	7.3	--	--	4.7	1.9	--
26	PETROLEUM & COAL PRODUCTS	352.0	7.3	40.1	77.3	60.5	24.1
27	CHEMICALS, CHEMICAL PROD.	6.5	1.0	--	11.8	9.8	--
28	MISC. MANUFACTURED PRODUCTS	5.5	9.0	--	4.4	4.6	--
29	RESIDENTIAL CONSTRUCTION	--	--	--	--	--	--
30	NON-RESIDENTIAL CONSTRUCTION	--	--	--	--	--	--
31	REPAIR CONSTRUCTION	272.9	64.5	121.9	9.6	44.2	1465.4
32	TRANSPORTATION & STORAGE	930.2	73.2	29.3	166.3	106.9	12.0
33	COMMUNICATION SERVICES	173.2	123.1	13.1	210.1	245.1	356.5
34	OTHER UTILITIES	51.8	12.4	18.0	56.9	204.1	106.8
35	WHOLESALE MARGINS	127.4	10.0	6.4	106.1	34.5	6.9
36	RETAIL MARGINS	9.5	23.6	0.3	5.9	8.5	4.0
37	IMPUTED RENT OWNER OCPD. DWEL.	--	--	--	--	--	--
38	OTHER FINANCE, INS., REAL ESTATE	267.0	49.5	62.2	416.5	800.3	1521.5
39	BUSINESS SERVICES	106.8	63.3	32.5	191.8	152.4	451.8
40	PERSONAL & OTHER MISC. SERVICE	298.9	74.0	17.3	65.0	69.9	97.1
41	TRANSPORTATION MARGINS	38.0	2.4	8.4	15.6	15.4	2.4
42	OPERATING OFFICE, LAB & FOOD	355.9	81.6	33.9	158.7	201.1	450.2
43	TRAVEL, ADVERTISING, PROMOTION	120.9	50.3	14.9	411.1	394.7	367.0
44	NON-COMPETING IMPORTS	--	--	--	--	2.3	--
45	UNALLOCATED IMPORTS & EXPORTS	--	--	--	--	--	--
46	NET INDIRECT TAXES	406.2	-119.5	65.2	105.0	327.1	3241.4
	GDP AT FACTOR COST	5411.7	3488.7	2614.3	4898.3	7226.3	11812.8
	TOTAL	9367.6	4116.3	3174.6	7115.9	10411.2	19956.1

NOTE: DETAIL MAY NOT ADD DUE TO ROUNDING.

TABLE 26. USE (INPUT) MATRIX (AGGREGATION - S), 1975 (MILLIONS OF 1971 DOLLARS) - CONCLUDED

NO.	COMMODITY AGGREGATION - S	BUSINESS & PERSONAL SERVICES	TRANS. MARGINS	OPERATING OFFICE SUPPLIES	TRAVEL, PROMOTION, ADVTG.	TOTAL INDUSTRIES
1	GRAINS	--	--	--	--	385.3
2	OTHER AGRICULTURAL PRODUCTS	74.4	--	38.4	--	3322.8
3	FORESTRY PRODUCTS	--	--	--	--	1373.3
4	FISHING & TRAPPING PRODUCTS	6.3	--	1.7	--	163.5
5	METALLIC ORES & CONCENTRATES	0.3	--	--	--	1411.9
6	MINERALS FUELS	3.5	--	--	--	2117.3
7	NON-METALLIC MINERALS	1.0	--	0.2	--	336.9
8	SERVICES INCIDENTAL TO MINING	--	--	--	--	619.1
9	MEAT, FISH & DAIRY PRODUCTS	606.3	--	152.2	--	1697.1
10	FRUIT, VEG., FEED, MISC. FOOD PROD.	178.3	--	86.5	--	1770.9
11	BEVERAGES	18.6	--	12.0	37.3	130.7
12	TOBACCO & TOBACCO PRODUCTS	--	--	--	--	118.5
13	RUBBER, LEATHER, PLASTIC FAB. PRO.	9.5	--	322.2	2.6	1445.2
14	TEXTILE PRODUCTS	64.0	--	41.3	--	1910.0
15	KNITTED PRODUCTS & CLOTHING	3.8	--	27.6	--	198.4
16	LUMBER, SAWMILL, OTHER WOOD PROD.	20.9	--	6.9	--	1706.8
17	FURNITURE & FIXTURES	1.7	--	--	--	62.4
18	PAPER & PAPER PRODUCTS	65.8	--	266.7	1.6	2345.4
19	PRINTING & PUBLISHING	10.8	--	479.6	814.7	1577.1
20	PRIMARY METAL PRODUCTS	2.8	--	20.9	--	4206.0
21	METAL FABRICATED PRODUCTS	6.9	--	430.1	--	3939.7
22	MACHINERY & EQUIPMENT	0.1	--	862.3	--	1920.6
23	AUTOS, TRUCKS, OTHER TRANSP. EQP.	--	--	345.1	32.5	4110.4
24	ELEC. & COMMUNICATIONS PROD.	1.1	--	267.9	3.4	2040.4
25	NON-METALLIC MINERAL PRODUCTS	8.7	--	34.9	--	1870.7
26	PETROLEUM & COAL PRODUCTS	67.5	--	4.9	67.9	1645.8
27	CHEMICALS, CHEMICAL PROD.	77.6	--	291.6	1.9	2895.9
28	MISC. MANUFACTURED PRODUCTS	114.4	--	232.8	63.3	971.8
29	RESIDENTIAL CONSTRUCTION	--	--	--	--	--
30	NON-RESIDENTIAL CONSTRUCTION	--	--	--	--	--
31	REPAIR CONSTRUCTION	27.0	--	--	--	2612.1
32	TRANSPORTATION & STORAGE	44.3	3898.6	--	688.2	6805.5
33	COMMUNICATION SERVICES	275.2	--	--	383.1	2237.5
34	OTHER UTILITIES	99.7	--	--	--	1439.5
35	WHOLESALE MARGINS	106.1	--	772.8	48.9	3597.9
36	RETAIL MARGINS	83.6	--	226.8	45.9	548.8
37	IMPUTED RENT OWNER OCPD. DWEL.	--	--	--	--	--
38	OTHER FINANCE, INS., REAL ESTATE	756.3	--	--	--	5925.0
39	BUSINESS SERVICES	363.1	--	--	372.8	3674.0
40	PERSONAL & OTHER MISC. SERVICE	318.4	--	1147.2	825.4	3630.6
41	TRANSPORTATION MARGINS	44.6	--	161.6	15.3	1977.9
42	OPERATING OFFICE, LAB & FOOD	837.5	--	--	--	5148.4
43	TRAVEL, ADVERTISING, PROMOTION	390.8	--	--	--	3267.5
44	NON-COMPETING IMPORTS	7.6	--	3.6	--	279.8
45	UNALLOCATED IMPORTS & EXPORTS	--	--	80.7	190.4	271.1
46	NET INDIRECT TAXES	274.9	--	539.8	259.3	6961.9
	GDP AT FACTOR COST	9741.9	--	--	--	81753.9
	TOTAL	14715.4	3898.6	6858.3	3854.7	176425.1

NOTE: DETAIL MAY NOT ADD DUE TO ROUNDING.

TABLE 27. FINAL DEMAND MATRIX (AGGREGATION - S), 1975 (MILLIONS OF 1971 DOLLARS)

NO.	COMMODITY AGGREGATION - S	CONS. EXP. DURABLE	CONS. EXP. SEMI DURABLE	CONS. EXP. NON DURABLE	CONS. EXP. SERVICES	CONS. TRUCTION, BUSINESS	CONS. TRUCTION, GOVERNMENT	MACHINERY, EQUIPMENT, BUSINESS	MACHINERY, EQUIPMENT, GOVERNMENT
1	GRAINS	--	--	--	--	--	--	--	--
2	OTHER AGRICULTURAL PRODUCTS	--	14.7	815.6	21.2	--	--	--	--
3	FORESTRY PRODUCTS	--	--	32.0	--	--	--	--	--
4	FISHING & TRAPPING PRODUCTS	--	--	11.4	--	--	--	--	--
5	METALLIC ORES & CONCENTRATES	--	--	--	--	--	--	--	--
6	MINERAL FUELS	--	--	55.9	4.4	--	--	--	--
7	NON-METALLIC MINERALS	--	1.5	10.6	--	--	--	--	--
8	SERVICES INCIDENTAL TO MINING	--	--	--	--	--	--	--	--
9	MEAT, FISH & DAIRY PRODUCTS	--	--	3128.5	--	--	--	--	--
10	FRUIT, VEG., FEED, MISC. FOOD PROD.	--	--	2345.7	--	--	--	--	--
11	BEVERAGES	--	--	1231.2	--	--	--	--	--
12	TOBACCO & TOBACCO PRODUCTS	--	--	453.4	--	--	--	--	--
13	RUBBER, LEATHER, PLASTIC FAB. PRO.	161.5	578.6	42.0	--	--	--	11.8	2.9
14	TEXTILE PRODUCTS	275.8	384.6	55.3	6.8	--	--	9.7	1.4
15	KNITTED PRODUCTS & CLOTHING	--	2400.6	--	--	--	--	--	--
16	LUMBER, SAWMILL, OTHER WOOD PROD.	29.5	60.8	0.7	--	--	--	15.9	0.3
17	FURNITURE & FIXTURES	732.2	31.0	--	--	--	--	179.2	55.6
18	PAPER & PAPER PRODUCTS	--	27.1	286.9	--	--	--	--	--
19	PRINTING & PUBLISHING	--	560.2	--	30.3	--	--	--	--
20	PRIMARY METAL PRODUCTS	--	1.7	--	--	--	--	-102.6	--
21	METAL FABRICATED PRODUCTS	54.8	202.2	13.2	--	--	--	199.8	27.1
22	MACHINERY & EQUIPMENT	92.0	31.2	--	--	--	--	2977.1	75.2
23	AUTOS, TRUCKS, OTHER TRANSP. EQP.	3602.1	--	--	--	158.9	--	2219.6	217.8
24	ELEC. & COMMUNICATIONS PROD.	1322.9	100.1	--	--	--	--	1522.2	43.0
25	NON-METALLIC MINERAL PRODUCTS	--	129.5	--	--	--	--	19.9	0.3
26	PETROLEUM & COAL PRODUCTS	--	0.4	979.6	18.4	--	--	--	--
27	CHEMICALS, CHEMICAL PROD.	20.3	57.6	930.1	0.1	--	--	21.5	--
28	MISC. MANUFACTURED PRODUCTS	729.8	307.3	93.9	9.9	--	--	157.7	89.6
29	RESIDENTIAL CONSTRUCTION	--	--	--	--	4522.4	15.1	--	--
30	NON-RESIDENTIAL CONSTRUCTION	--	--	--	--	7708.2	3449.5	--	--
31	REPAIR CONSTRUCTION	--	--	--	32.0	--	--	--	--
32	TRANSPORTATION & STORAGE	--	--	65.0	1462.2	--	--	--	--
33	COMMUNICATION SERVICES	--	--	--	1393.3	--	--	--	--
34	OTHER UTILITIES	--	--	1248.0	380.9	--	--	--	--
35	WHOLESALE MARGINS	699.5	423.6	1253.7	12.3	16.5	--	1150.1	64.2
36	RETAIL MARGINS	2187.3	2438.8	3095.6	17.9	20.6	--	225.4	13.4
37	IMPUTED RENT OWNER OCPD. DWEL.	--	--	--	6501.5	--	--	--	--
38	OTHER FINANCE, INS., REAL ESTATE	--	--	--	6975.1	873.0	--	--	--
39	BUSINESS SERVICES	--	--	--	370.8	--	--	--	--
40	PERSONAL & OTHER MISC. SERVICE	838.5	61.1	--	7758.7	--	--	--	--
41	TRANSPORTATION MARGINS	158.0	165.7	379.8	3.3	2.0	--	173.8	11.7
42	OPERATING, OFFICE, LAB. & FOOD	--	--	--	247.1	--	--	--	--
43	TRAVEL, ADVERTISING, PROMOTION	--	--	--	116.2	--	--	--	--
44	NON-COMPETING IMPORTS	--	--	111.5	--	--	--	--	--
45	UNALLOCATED IMPORTS & EXPORTS	--	--	--	562.7	--	--	--	--
46	NET INDIRECT TAXES	1369.9	864.9	3749.8	352.0	13.6	--	853.5	41.9
47	LABOUR INCOME	--	--	--	2226.8	--	--	--	--
48	NET INCOME UNINC. BUSINESS	--	--	--	--	--	--	--	--
49	OTHER OPERATING SURPLUS	--	--	--	170.0	--	--	--	--
	TOTAL	12454.1	8843.3	20389.2	28675.1	13315.2	3464.6	9634.8	644.4

NOTE: DETAIL MAY NOT ADD DUE TO ROUNDING.

TABLE 27. FINAL DEMAND MATRIX (AGGREGATION - S), 1975 (MILLIONS OF 1971 DOLLARS) - CONCLUDED

NO.	COMMODITY AGGREGATION - S	INVENTORIES	DOMESTIC EXPORTS	RE-EXPORTS	IMPORTS	GOVT. GROSS CURRENT EXPEND.	GOVT. SALE OF GOOD & SERVICES	FINAL EXPEND ON GDP
1	GRAINS	58.0	699.6	0.1	-57.4	--	-0.1	709.2
2	OTHER AGRICULTURAL PRODUCTS	38.2	248.7	5.3	-452.0	22.0	-8.6	725.3
3	FORESTRY PRODUCTS	31.9	30.9	0.3	-49.3	--	--	45.8
4	FISHING & TRAPPING PRODUCTS	0.5	57.3	1.4	-55.6	--	-0.3	14.7
5	METALLIC ORES & CONCENTRATES	71.3	1019.7	0.3	-315.1	--	--	776.3
6	MINERAL FUELS	61.9	996.7	--	-1092.2	13.0	-16.0	23.7
7	NON-METALLIC MINERALS	36.1	218.3	3.3	-113.7	28.8	-0.4	184.5
8	SERVICES INCIDENTAL TO MINING	--	--	--	--	--	-0.3	-0.3
9	MEAT, FISH & DAIRY PRODUCTS	-43.7	390.8	8.7	-315.5	0.2	-0.4	3168.4
10	FRUIT, VEG., FEED, MISC. FOOD PROD.	-23.8	217.5	11.3	-546.0	--	-0.5	2004.2
11	BEVERAGES	-48.8	243.3	0.6	-199.8	--	--	1226.6
12	TOBACCO & TOBACCO PRODUCTS	-1.0	52.3	0.8	-26.5	--	--	479.0
13	RUBBER, LEATHER, PLASTIC FAB. PRO.	-38.9	117.3	8.0	-748.5	0.4	--	135.1
14	TEXTILE PRODUCTS	-17.7	90.8	10.9	-869.3	22.6	--	-29.1
15	KNITTED PRODUCTS & CLOTHING	-89.9	73.4	5.8	-476.0	17.7	-2.3	1929.3
16	LUMBER, SAWMILL, OTHER WOOD PROD.	129.5	853.0	2.5	-264.8	--	-6.8	820.6
17	FURNITURE & FIXTURES	-30.6	42.3	0.9	-148.0	3.5	-1.3	864.9
18	PAPER & PAPER PRODUCTS	-43.1	1827.3	2.6	-362.2	--	--	1738.6
19	PRINTING & PUBLISHING	-5.7	52.1	5.3	-311.6	104.0	-19.9	414.6
20	PRIMARY METAL PRODUCTS	152.3	1941.2	48.7	-896.7	--	-0.4	1144.3
21	METAL FABRICATED PRODUCTS	56.3	296.1	23.7	-904.1	48.5	--	17.6
22	MACHINERY & EQUIPMENT	206.4	1070.2	132.0	-3758.1	23.7	-0.2	849.4
23	AUTOS, TRUCKS, OTHER TRANSP. EQP.	-148.8	5509.3	127.7	-6944.9	169.1	-4.2	4906.6
24	ELEC. & COMMUNICATIONS PROD.	-159.3	499.4	57.5	-1749.9	43.1	--	1679.0
25	NON-METALLIC MINERAL PRODUCTS	23.8	111.6	1.7	-361.7	--	--	-75.0
26	PETROLEUM & COAL PRODUCTS	-3.4	178.5	9.7	-113.9	137.4	-3.5	1204.2
27	CHEMICALS, CHEMICAL PROD.	68.5	472.1	15.8	-1111.7	147.7	-12.9	609.1
28	MISC. MANUFACTURED PRODUCTS	17.8	218.9	38.4	-1300.8	93.6	-13.3	442.8
29	RESIDENTIAL CONSTRUCTION	--	--	--	--	--	--	4537.4
30	NON-RESIDENTIAL CONSTRUCTION	--	--	--	--	43.3	--	11201.0
31	REPAIR CONSTRUCTION	--	--	--	--	552.0	--	584.0
32	TRANSPORTATION & STORAGE	--	721.7	--	-215.2	375.4	-85.9	2323.2
33	COMMUNICATION SERVICES	--	62.0	--	-54.4	268.0	-7.7	1661.3
34	OTHER UTILITIES	--	53.9	--	-9.6	300.9	-301.3	1672.9
35	WHOLESALE MARGINS	--	672.7	--	-111.9	86.8	--	4467.7
36	RETAIL MARGINS	--	--	--	--	57.8	--	8036.8
37	IMPUTED RENT OWNER OCPD. DWEL.	--	--	--	--	--	--	6501.5
38	OTHER FINANCE, INS., REAL ESTATE	--	116.1	--	-436.4	420.5	-292.1	7656.2
39	BUSINESS SERVICES	--	266.6	--	-744.1	855.5	-69.0	679.7
40	PERSONAL & OTHER MISC. SERVICE	--	43.3	--	-81.4	2270.3	-1164.2	9726.3
41	TRANSPORTATION MARGINS	--	987.2	2.6	--	36.6	--	1920.7
42	OPERATING, OFFICE, LAB. & FOOD	--	--	--	--	1462.8	--	1709.9
43	TRAVEL, ADVERTISING, PROMOTION	--	--	--	--	471.0	--	587.2
44	NON-COMPETING IMPORTS	--	--	0.1	-391.5	--	--	-279.8
45	UNALLOCATED IMPORTS & EXPORTS	0.2	1891.2	2.0	-2727.0	--	--	-271.1
46	NET INDIRECT TAXES	--	11.1	--	1349.6	117.4	--	8723.7
47	LABOUR INCOME	--	--	--	--	13657.2	--	15884.0
48	NET INCOME UNINC. BUSINESS	--	--	--	--	--	--	--
49	OTHER OPERATING SURPLUS	--	--	--	--	1665.9	--	1835.9
	TOTAL	318.0	22354.5	528.4	-26967.3	23516.9	-2011.9	115159.4

NOTE: DETAIL MAY NOT ADD DUE TO ROUNDING.

TABLE 28. MAKE (OUTPUT) MATRIX (AGGREGATION - M), 1975 (MILLIONS OF 1971 DOLLARS)

NO.	COMMODITY AGGREGATION - M	AGRICULTURE	FORESTRY	FISHING, HUNTING & TRAPPING	METAL MINES	MINERAL FUELS	NON-METAL MINES & QUARRIES	SERVICES INCIDENTAL TO MINING	FOOD & BEVERAGE INDUSTRIES
1	GRAINS	1085.1	..	..	..	..	..	..	..
2	LIVE ANIMALS	1996.0	..	..	..	..	..	..	..
3	OTHER AGRICULTURAL PRODUCTS	2021.3	17.3	..	..	..	..	..	9.6
4	FORESTRY PRODUCTS	43.3	1329.2	..	..	..	..	..	..
5	FISH LANDINGS	..	..	165.4	..	..	..	..	..
6	HUNTING & TRAPPING PRODUCTS	..	..	12.9	..	..	..	..	..
7	IRON ORES & CONCENTRATES	..	..	..	541.1	..	..	..	..
8	OTHER METAL ORES & CONCENTRATES	..	..	..	1556.7	..	..	..	..
9	COAL	..	..	..	..	149.5	..	..	..
10	CRUDE MINERAL OILS	..	..	..	..	1594.3	..	..	..
11	NATURAL GAS	..	..	..	..	384.4	..	..	..
12	NON-METALLIC MINERALS	..	..	..	0.9	51.8	440.6	..	..
13	SERVICES INCIDENTAL TO MINING	..	..	..	161.6	..	7.8	449.5	..
14	MEAT PRODUCTS	61.7	..	..	..	..	..	..	2789.5
15	DAIRY PRODUCTS	..	..	..	..	..	..	..	1443.5
16	FISH PRODUCTS	..	..	2.2	..	..	..	..	293.8
17	FRUITS & VEGETABLES PREPARATIONS	..	..	..	..	..	..	..	663.8
18	FEEDS	..	..	..	..	..	..	..	879.1
19	FLOUR,WHEAT,MEAL & OTHER CEREALS	..	..	..	..	..	..	..	195.5
20	BREAKFAST CEREAL & BAKERY PROD.	..	..	..	..	..	..	..	739.7
21	SUGAR	..	..	..	..	..	..	..	210.7
22	MISC. FOOD PRODUCTS	5.6	..	..	..	..	..	..	1031.1
23	SOFT DRINKS	..	..	..	..	..	..	..	382.3
24	ALCOHOLIC BEVERAGES	..	..	..	..	..	..	..	975.0
25	TOBACCO PROCESSED UNMANUFACTURED	..	..	..	..	..	..	..	..
26	CIGARETTES & TOBACCO MFG.	..	..	..	..	..	..	..	..
27	TIRES & TUBES	..	..	..	..	..	..	..	..
28	OTHER RUBBER PRODUCTS	..	..	..	..	..	..	..	..
29	PLASTIC FABRICATED PRODUCTS	..	..	..	..	..	..	..	..
30	LEATHER & LEATHER PRODUCTS	..	..	..	..	..	..	..	..
31	YARNS & MAN MADE FIBRES	..	..	..	..	..	..	..	..
32	FABRICS	..	..	..	..	..	..	..	..
33	OTHER TEXTILE PRODUCTS	..	..	..	..	..	..	..	..
34	HOSIERY & KNITTED WEAR	..	..	..	..	..	..	..	..
35	CLOTHING & ACCESSORIES	..	..	..	..	..	..	..	..
36	LUMBER & TIMBER	..	8.3	..	..	..	..	..	..
37	VENEER & PLYWOOD	..	..	..	..	..	..	..	..
38	OTHER WOOD FABRICATED MATERIALS	..	2.1	..	..	..	..	..	..
39	FURNITURE & FIXTURES	..	..	..	..	..	..	..	..
40	PULP	..	..	..	..	..	..	..	..
41	NEWSPRINT & OTHER PAPER STOCK	..	..	..	..	..	..	..	..
42	PAPER PRODUCTS	..	..	..	..	..	..	..	..
43	PRINTING & PUBLISHING	..	..	..	..	..	..	..	..
44	ADVERTISING,PRINT MEDIA	..	..	..	..	..	..	..	..
45	IRON & STEEL PRODUCTS	..	..	..	..	..	..	..	..
46	ALUMINUM PRODUCTS	..	..	..	..	..	..	..	..
47	COPPER & COPPER ALLOY PRODUCTS	..	..	..	..	..	..	..	..
48	NICKEL PRODUCTS	..	..	..	..	..	..	..	..
49	OTHER NON FERROUS METAL PRODUCTS	..	..	..	1.4	..	..	..	..
50	BOILERS, TANKS & PLATES	..	..	..	..	..	..	..	..
51	FABRICATED STRUCTURAL METAL PROD.	..	..	..	..	..	..	..	..
52	OTHER METAL FABRICATED PRODUCTS	..	..	..	..	..	..	..	..
53	AGRICULTURAL MACHINERY	..	..	..	..	..	..	..	..
54	OTHER INDUSTRIAL MACHINERY	..	0.5	..	5.8	19.0	5.6	5.4	3.5
55	MOTOR VEHICLES	..	..	..	..	..	..	..	..
56	MOTOR VEHICLE PARTS	..	..	..	..	..	..	..	..
57	OTHER TRANSPORT EQUIPMENT	..	..	..	..	..	..	..	..
58	APPLIANCES & RECEIVERS,HOUSEHOLD	..	..	..	..	..	..	..	..
59	OTHER ELECTRICAL PRODUCTS	..	..	..	..	..	..	..	..
60	CEMENT & CONCRETE PRODUCTS	..	..	..	..	..	5.2	..	..
61	OTHER NON-METALLIC MINERAL PROD.	..	..	..	..	..	3.2	..	..
62	GASOLINE & FUEL OIL	..	..	..	..	..	..	..	..
63	OTHER PETROLEUM & COAL PROD.	..	..	..	..	98.5	..	..	..
64	INDUSTRIAL CHEMICALS	..	..	..	..	..	10.4	..	12.5
65	FERTILIZERS	..	..	..	..	..	171.7	..	..
66	PHARMACEUTICALS	..	..	..	..	..	..	..	16.4
67	OTHER CHEMICAL PRODUCTS	..	..	..	..	..	..	..	99.5
68	SCIENTIFIC EQUIPMENT	..	..	..	..	..	..	..	..
69	OTHER MANUFACTURED PRODUCTS	..	..	..	..	..	..	..	0.3
70	RESIDENTIAL CONSTRUCTION	..	..	..	..	..	..	..	..
71	NON-RESIDENTIAL CONSTRUCTION	..	..	..	..	..	..	..	..
72	REPAIR CONSTRUCTION	..	..	..	..	..	..	..	..
73	PIPELINE TRANSPORTATION	..	..	..	..	..	..	..	..
74	TRANSPORTATION & STORAGE	..	2.6	..	..	..	..	..	1.1
75	RADIO & TELEVISION BROADCASTING	..	..	..	..	..	..	..	..
76	TELEPHONE & TELEGRAPH	..	..	..	..	..	..	..	..
77	POSTAL SERVICES	..	..	..	..	..	..	..	..
78	ELECTRIC POWER	..	0.1	..	1.3	..	..	..	0.1
79	OTHER UTILITIES	..	..	..	..	..	..	..	..
80	WHOLESALE MARGINS	..	4.3	..	10.1	0.2	3.9	..	238.2
81	RETAIL MARGINS	..	..	..	..	..	..	..	..
82	IMPUTED RENT OWNER OCPD DWEL	..	..	..	..	..	..	..	..
83	OTHER FINANCE,INS,REAL ESTATE	10.1	3.0	..	5.9	56.2	1.4	1.9	9.1
84	BUSINESS SERVICES	..	..	..	..	..	..	..	..
85	EDUCATION SERVICES	..	..	..	..	..	..	..	..
86	HEALTH SERVICES	..	..	..	..	..	..	..	..
87	AMUSEMENT & RECREATION SERVICES	..	..	..	..	..	..	..	..
88	ACCOMMODATION & FOOD SERVICES	..	28.2	..	6.2	..	0.5	..	4.2
89	OTHER PERSONAL & MISC. SERVICES	..	3.9	3.2	4.5	1.2	2.0	2.9	1.6
90	TRANSPORTATION MARGINS	..	..	..	..	..	..	..	..
91	OPERATING, OFFICE, LAB & FOOD	..	..	..	..	..	..	..	..
92	TRAVEL, ADVERTISING & PROMOTION	..	..	..	..	..	..	..	..
	<b>TOTAL</b>	<b>5223.0</b>	<b>1399.6</b>	<b>183.6</b>	<b>2295.5</b>	<b>2355.2</b>	<b>652.2</b>	<b>459.7</b>	<b>10006.6</b>

NOTE: DETAIL MAY NOT ADD DUE TO ROUNDING AND SUPPRESSION OF CONFIDENTIAL COMMODITIES.



TABLE 28. MAKE (OUTPUT) MATRIX (AGGREGATION - M), 1975 (MILLIONS OF 1971 DOLLARS) - CONTINUED

NO.	COMMODITY AGGREGATION - M	TOBACCO PRODUCTS INDUSTRIES	RUBBER & PLASTIC PROD. IND.	LEATHER INDUSTRIES	TEXTILE INDUSTRIES	KNITTING MILLS	CLOTHING INDUSTRIES	WOOD	FURNITURE, FIXTURE INDUSTRIES
1	GRAINS	..	..	..	..	..	..	..	..
2	LIVE ANIMALS	..	..	..	..	..	..	..	..
3	OTHER AGRICULTURAL PRODUCTS	..	..	..	..	..	..	..	..
4	FORESTRY PRODUCTS	..	..	..	..	..	..	43.0	..
5	FISH LANDINGS	..	..	..	..	..	..	..	..
6	HUNTING & TRAPPING PRODUCTS	..	..	..	..	..	..	..	..
7	IRON ORES & CONCENTRATES	..	..	..	..	..	..	..	..
8	OTHER METAL ORES & CONCENTRATES	..	..	..	..	..	..	..	..
9	COAL	..	..	..	..	..	..	..	..
10	CRUDE MINERAL OILS	..	..	..	..	..	..	..	..
11	NATURAL GAS	..	..	..	..	..	..	..	..
12	NON-METALLIC MINERALS	..	..	..	..	..	..	..	..
13	SERVICES INCIDENTAL TO MINING	..	..	..	..	..	..	..	..
14	MEAT PRODUCTS	0.4	..	..	..	..	..	..	..
15	DAIRY PRODUCTS	..	..	..	..	..	..	..	..
16	FISH PRODUCTS	..	..	..	..	..	..	..	..
17	FRUITS & VEGETABLES PREPARATIONS	..	..	..	..	..	..	..	..
18	FEEDS	..	..	..	..	..	..	..	..
19	FLOUR,WHEAT,MEAL & OTHER CEREALS	..	..	..	..	..	..	..	..
20	BREAKFAST CEREAL & BAKERY PROD.	..	..	..	..	..	..	..	..
21	SUGAR	..	..	..	..	..	..	..	..
22	MISC. FOOD PRODUCTS	..	..	..	..	..	..	..	..
23	SOFT DRINKS	..	..	..	..	..	..	..	..
24	ALCOHOLIC BEVERAGES	..	..	..	..	..	..	..	..
25	TOBACCO PROCESSED UNMANUFACTURED	163.8	..	..	..	..	..	..	..
26	CIGARETTES & TOBACCO MFG.	433.6	..	..	..	..	..	..	..
27	TIRES & TUBES	..	431.7	..	..	..	..	..	..
28	OTHER RUBBER PRODUCTS	..	171.9	25.8	4.3	..	..	..	..
29	PLASTIC FABRICATED PRODUCTS	..	399.1	1.9	6.0	..	..	..	..
30	LEATHER & LEATHER PRODUCTS	..	..	382.5	..	..	0.8	..	..
31	YARNS & MAN MADE FIBRES	..	..	..	382.3	..	..	..	..
32	FABRICS	..	..	..	496.3	209.0	..	..	..
33	OTHER TEXTILE PRODUCTS	..	2.5	0.6	718.9	..	5.0	..	2.0
34	HOSIERY & KNITTED WEAR	..	..	..	1.5	290.7	256.1	..	..
35	CLOTHING & ACCESSORIES	..	12.4	10.8	42.3	21.7	1473.0	..	..
36	LUMBER & TIMBER	..	..	..	..	..	..	1131.3	..
37	veneER & PLYWOOD	..	..	..	..	..	..	272.9	..
38	OTHER WOOD FABRICATED MATERIALS	..	..	..	..	..	..	996.9	39.7
39	FURNITURE & FIXTURES	..	15.4	..	1.4	..	..	27.0	821.9
40	PULP	..	..	..	..	..	..	..	..
41	NEWSPRINT & OTHER PAPER STOCK	..	..	..	..	..	..	..	..
42	PAPER PRODUCTS	..	27.1	..	24.6	..	..	2.5	..
43	PRINTING & PUBLISHING	..	..	..	..	..	..	..	..
44	ADVERTISING,PRINT MEDIA	..	..	..	..	..	..	..	..
45	IRON & STEEL PRODUCTS	..	..	..	..	..	..	..	..
46	ALUMINUM PRODUCTS	..	..	..	..	..	..	..	..
47	COPPER & COPPER ALLOY PRODUCTS	..	..	..	..	..	..	..	..
48	NICKEL PRODUCTS	..	..	..	..	..	..	..	..
49	OTHER NON FERROUS METAL PRODUCTS	..	..	..	..	..	..	..	..
50	BOILERS, TANKS & PLATES	..	2.1	..	..	..	..	..	..
51	FABRICATED STRUCTURAL METAL PROD.	..	..	..	..	..	..	2.4	..
52	OTHER METAL FABRICATED PRODUCTS	..	46.8	..	6.0	..	..	4.4	8.4
53	AGRICULTURAL MACHINERY	..	..	..	..	..	..	..	..
54	OTHER INDUSTRIAL MACHINERY	0.1	9.7	..	1.1	..	0.1	13.7	..
55	MOTOR VEHICLES	..	..	..	..	..	..	..	..
56	MOTOR VEHICLE PARTS	..	114.5	..	159.2	..	..	..	..
57	OTHER TRANSPORT EQUIPMENT	..	9.7	..	..	..	..	..	..
58	APPLIANCES & RECEIVERS,HOUSEHOLD	..	3.5	..	..	..	..	..	..
59	OTHER ELECTRICAL PRODUCTS	..	12.0	..	..	..	..	..	24.8
60	CEMENT & CONCRETE PRODUCTS	..	..	..	..	..	..	..	..
61	OTHER NON-METALLIC MINERAL PROD.	..	..	..	..	..	..	..	..
62	GASOLINE & FUEL OIL	..	..	..	..	..	..	..	..
63	OTHER PETROLEUM & COAL PROD.	..	..	..	..	..	..	..	..
64	INDUSTRIAL CHEMICALS	..	38.1	..	..	..	..	..	..
65	FERTILIZERS	..	..	..	..	..	..	..	..
66	PHARMACEUTICALS	..	..	..	..	..	..	..	..
67	OTHER CHEMICAL PRODUCTS	..	6.1	..	..	..	..	..	..
68	SCIENTIFIC EQUIPMENT	..	5.6	..	4.2	..	..	..	..
69	OTHER MANUFACTURED PRODUCTS	..	31.8	..	9.2	..	0.3	..	4.3
70	RESIDENTIAL CONSTRUCTION	..	..	..	..	..	..	..	..
71	NON-RESIDENTIAL CONSTRUCTION	..	..	..	..	..	..	..	..
72	REPAIR CONSTRUCTION	..	..	..	..	..	..	..	..
73	PIPELINE TRANSPORTATION	..	..	..	..	..	..	..	..
74	TRANSPORTATION & STORAGE	..	..	..	..	..	..	..	..
75	RADIO & TELEVISION BROADCASTING	..	..	..	..	..	..	..	..
76	TELEPHONE & TELEGRAPH	..	..	..	..	..	..	..	..
77	POSTAL SERVICES	..	..	..	..	..	..	..	..
78	ELECTRIC POWER	..	..	..	0.1	..	..	0.1	..
79	OTHER UTILITIES	..	..	..	..	..	..	..	..
80	WHOLESALE MARGINS	2.3	47.3	6.3	26.9	1.7	28.8	19.1	12.0
81	RETAIL MARGINS	..	..	..	..	..	..	..	..
82	IMPUTED RENT OWNER OCPD. DWEL	..	..	..	..	..	..	..	..
83	OTHER FINANCE,INS.,REAL ESTATE	..	0.7	0.1	0.9	0.4	0.6	4.3	0.6
84	BUSINESS SERVICES	..	0.3	..	..	..	..	..	..
85	EDUCATION SERVICES	..	..	..	..	..	..	..	..
86	HEALTH SERVICES	..	..	..	..	..	..	..	..
87	AMUSEMENT & RECREATION SERVICES	..	..	..	..	..	..	..	..
88	ACCOMMODATION & FOOD SERVICES	0.1	0.5	0.1	0.4	0.1	0.2	0.7	1.0
89	OTHER PERSONAL & MISC. SERVICES	..	1.0	..	0.4	..	0.4	1.2	7.0
90	TRANSPORTATION MARGINS	..	..	..	..	..	..	..	..
91	OPERATING, OFFICE, LAB. & FOOD	..	..	..	..	..	..	..	..
92	TRAVEL, ADVERTISING & PROMOTION	..	..	..	..	..	..	..	..
	TOTAL	603.2	1424.9	435.7	1907.7	533.0	1767.6	2529.3	927.1

NOTE: DETAIL MAY NOT ADD DUE TO ROUNDING AND SUPPRESSION OF CONFIDENTIAL COMMODITIES.

TABLE 28. MAKE (OUTPUT) MATRIX (AGGREGATION - M), 1975 (MILLIONS OF 1971 DOLLARS) - CONTINUED

NO.	COMMODITY AGGREGATION - M	PAPER & ALLIED INDUSTRIES	PRINTING & PUBLISHING	PRIMARY METAL INDUSTRIES	METAL FABRICATING INDUSTRIES	MACHINERY INDUSTRIES	TRANS. EQUIPMENT INDUSTRIES	ELECTRICAL PRODUCTS INDUSTRIES	NON-METAL MINERAL PROD. IND.
1	GRAINS	..	..	..	..	..	..	..	..
2	LIVE ANIMALS	..	..	..	..	..	..	..	..
3	OTHER AGRICULTURAL PRODUCTS	..	..	..	..	..	..	..	..
4	FORESTRY PRODUCTS	..	..	..	..	..	..	..	..
5	FISH LANDINGS	..	..	..	..	..	..	..	..
6	HUNTING & TRAPPING PRODUCTS	..	..	..	..	..	..	..	..
7	IRON ORES & CONCENTRATES	..	..	..	..	..	..	..	..
8	OTHER METAL ORES & CONCENTRATES	..	..	68.6	..	..	..	..	..
9	COAL	..	..	..	..	..	..	..	..
10	CRUDE MINERAL OILS	..	..	..	..	..	..	..	..
11	NATURAL GAS	..	..	..	..	..	..	..	..
12	NON-METALLIC MINERALS	..	..	..	..	..	..	..	17.9
13	SERVICES INCIDENTAL TO MINING	..	..	..	..	..	..	..	..
14	MEAT PRODUCTS	..	..	..	..	..	..	..	..
15	DAIRY PRODUCTS	..	..	..	..	..	..	..	..
16	FISH PRODUCTS	..	..	..	..	..	..	..	..
17	FRUITS & VEGETABLES PREPARATIONS	..	..	..	..	..	..	..	..
18	FEEDS	..	..	..	..	..	..	..	..
19	FLOUR,WHEAT,MEAL & OTHER CEREALS	..	..	..	..	..	..	..	..
20	BREAKFAST CEREAL & BAKERY PROD.	..	..	..	..	..	..	..	..
21	SUGAR	..	..	..	..	..	..	..	..
22	MISC. FOOD PRODUCTS	..	..	..	..	..	..	..	..
23	SOFT DRINKS	..	..	..	..	..	..	..	..
24	ALCOHOLIC BEVERAGES	..	..	..	..	..	..	..	..
25	TOBACCO PROCESSED UNMANUFACTURED	..	..	..	..	..	..	..	..
26	CIGARETTES & TOBACCO MFG.	..	..	..	..	..	..	..	..
27	TIRES & TUBES	..	..	..	..	..	..	..	..
28	OTHER RUBBER PRODUCTS	..	..	..	..	..	..	..	..
29	PLASTIC FABRICATED PRODUCTS	48.9	..	..	19.6	..	..	..	..
30	LEATHER & LEATHER PRODUCTS	..	..	..	..	2.1	..	..	..
31	YARNS & MAN MADE FIBRES	..	..	..	..	..	..	..	..
32	FABRICS	..	..	..	..	..	..	..	..
33	OTHER TEXTILE PRODUCTS	1.5	..	..	..	..	..	..	..
34	HOSIERY & KNITTED WEAR	..	..	..	..	..	..	..	..
35	CLOTHING & ACCESSORIES	..	..	..	1.2	..	..	..	..
36	LUMBER & TIMBER	..	..	..	..	..	0.2	..	..
37	VENEER & PLYWOOD	..	..	..	..	..	..	..	..
38	OTHER WOOD FABRICATED MATERIALS	2.6	0.4	..	8.3	..	17.5	..	0.7
39	FURNITURE & FIXTURES	..	..	..	44.2	5.0	..	..	..
40	PULP	846.2	..	..	..	..	..	..	..
41	NEWSPRINT & OTHER PAPER STOCK	1839.3	..	..	..	..	..	..	..
42	PAPER PRODUCTS	1190.4	44.5	..	12.2	..	..	..	..
43	PRINTING & PUBLISHING	21.0	1351.5	..	0.2	0.6	..	..	..
44	ADVERTISING,PRINT MEDIA	..	614.7	..	..	..	..	..	..
45	IRON & STEEL PRODUCTS	..	..	2335.6	143.7	15.2	..	..	3.3
46	ALUMINUM PRODUCTS	9.9	..	759.2	13.3	..	0.2	..	..
47	COPPER & COPPER ALLOY PRODUCTS	..	..	828.7	14.1	..	..	..	..
48	NICKEL PRODUCTS	..	..	660.5	11.1	..	..	..	..
49	OTHER NON FERROUS METAL PRODUCTS	..	..	420.1	26.2	..	..	13.5	..
50	BOILERS, TANKS & PLATES	..	..	..	332.2	8.2	..	..	..
51	FABRICATED STRUCTURAL METAL PROD.	..	..	121.3	827.3	6.4	..	..	..
52	OTHER METAL FABRICATED PRODUCTS	..	..	157.7	2190.4	86.3	47.6	51.5	..
53	AGRICULTURAL MACHINERY	..	..	2.0	6.8	514.4	3.5	..	..
54	OTHER INDUSTRIAL MACHINERY	33.4	1.8	74.8	238.8	1678.3	61.4	47.1	1.5
55	MOTOR VEHICLES	..	..	..	12.4	37.7	5111.9	..	..
56	MOTOR VEHICLE PARTS	..	..	..	101.4	11.4	2003.7	1.0	11.0
57	OTHER TRANSPORT EQUIPMENT	..	..	..	21.5	36.9	1249.4	..	..
58	APPLIANCES & RECEIVERS,HOUSEHOLD	..	..	..	34.9	49.3	..	699.2	..
59	OTHER ELECTRICAL PRODUCTS	..	..	..	28.2	182.4	47.1	2419.1	..
60	CEMENT & CONCRETE PRODUCTS	..	..	..	..	..	..	..	..
61	OTHER NON-METALLIC MINERAL PROD.	..	..	..	20.8	..	..	..	914.7
62	GASOLINE & FUEL OIL	..	..	..	..	..	..	..	808.7
63	OTHER PETROLEUM & COAL PROD.	3.0	..	11.9	..	..	..	..	..
64	INDUSTRIAL CHEMICALS	10.6	..	40.5	..	..	..	..	..
65	FERTILIZERS	..	..	..	..	..	..	..	..
66	PHARMACEUTICALS	..	..	..	..	..	..	..	..
67	OTHER CHEMICAL PRODUCTS	..	..	..	5.5	..	..	..	10.6
68	SCIENTIFIC EQUIPMENT	..	..	..	5.8	14.9	..	31.8	..
69	OTHER MANUFACTURED PRODUCTS	14.7	3.3	..	61.1	..	..	..	..
70	RESIDENTIAL CONSTRUCTION	..	..	..	..	..	..	..	..
71	NON RESIDENTIAL CONSTRUCTION	..	..	..	..	..	..	..	..
72	REPAIR CONSTRUCTION	..	..	..	..	..	..	..	..
73	PIPELINE TRANSPORTATION	..	..	..	..	..	..	..	..
74	TRANSPORTATION & STORAGE	..	..	2.3	..	..	..	..	..
75	RADIO & TELEVISION BROADCASTING	..	..	..	..	..	..	..	..
76	TELEPHONE & TELEGRAPH	..	..	..	..	..	..	..	..
77	POSTAL SERVICES	..	..	..	..	..	..	..	..
78	ELECTRIC POWER	6.2	..	12.8	..	..	..	0.2	..
79	OTHER UTILITIES	2.6	..	..	..	..	..	..	..
80	WHOLESALE MARGINS	45.2	23.2	18.5	85.3	139.7	546.9	153.3	33.9
81	RETAIL MARGINS	..	..	..	..	..	..	..	..
82	IMPUTED RENT OWNER OCPD. DWEL.	..	..	..	..	..	..	..	..
83	OTHER FINANCE,INS.,REAL ESTATE	6.3	5.1	2.3	6.1	1.4	5.6	1.7	3.1
84	BUSINESS SERVICES	0.6	..	..	..	37.4	3.8	11.6	..
85	EDUCATION SERVICES	..	..	..	..	..	..	..	..
86	HEALTH SERVICES	..	..	..	..	..	..	..	..
87	AMUSEMENT & RECREATION SERVICES	..	..	..	..	..	..	..	..
88	ACCOMMODATION & FOOD SERVICES	0.8	1.8	0.6	2.5	1.7	1.9	3.0	1.3
89	OTHER PERSONAL & MISC. SERVICES	1.9	1.2	0.6	43.2	60.8	49.6	34.0	3.2
90	TRANSPORTATION MARGINS	..	..	..	..	..	..	..	..
91	OPERATING, OFFICE, LAB & FOOD	..	..	..	..	..	..	..	..
92	TRAVEL, ADVERTISING & PROMOTION	..	..	..	..	..	..	..	..
	<b>TOTAL</b>	<b>4126.2</b>	<b>2051.5</b>	<b>5562.0</b>	<b>4322.7</b>	<b>2858.8</b>	<b>9213.6</b>	<b>3493.6</b>	<b>1836.8</b>

NOTE: DETAIL MAY NOT ADD DUE TO ROUNDING AND SUPPRESSION OF CONFIDENTIAL COMMODITIES.

TABLE 28. MAKE (OUTPUT) MATRIX (AGGREGATION - M), 1975 (MILLIONS OF 1971 DOLLARS) - CONTINUED

NO	COMMODITY AGGREGATION - M	PETROLEUM & COAL PROD.IND.	CHEMICAL & CHEMICAL PROD. IND.	MISC. MANUFACTURING	CONSTR. INDUSTRY	TRANS. & STORAGE	COMMUNICATION	ELEC POWER GAS, OTHER UTILITIES	WHOLESALE TRADE
1	GRAINS								
2	LIVE ANIMALS								
3	OTHER AGRICULTURAL PRODUCTS								
4	FORESTRY PRODUCTS							2.1	1.0
5	FISH LANDINGS								
6	HUNTING & TRAPPING PRODUCTS								
7	IRON ORES & CONCENTRATES								
8	OTHER METAL ORES & CONCENTRATES			12.7					
9	COAL								
10	CRUDE MINERAL OILS	12.7							
11	NATURAL GAS								
12	NON-METALLIC MINERALS		4.9						3.2
13	SERVICES INCIDENTAL TO MINING								
14	MEAT PRODUCTS								0.5
15	DAIRY PRODUCTS								0.7
16	FISH PRODUCTS		0.1						
17	FRUITS & VEGETABLES PREPARATIONS								3.6
18	FEEDS		11.6						10.5
19	FLOUR,WHEAT,MEAL & OTHER CEREALS								
20	BREAKFAST CEREAL & BAKERY PROD.								0.4
21	SUGAR								
22	MISC. FOOD PRODUCTS		10.5						8.2
23	SOFT DRINKS								
24	ALCOHOLIC BEVERAGES								
25	TOBACCO PROCESSED UNMANUFACTURED								
26	CIGARETTES & TOBACCO MFG.								0.1
27	TIRES & TUBES								0.9
28	OTHER RUBBER PRODUCTS			10.0					
29	PLASTIC FABRICATED PRODUCTS			17.8					1.7
30	LEATHER & LEATHER PRODUCTS		0.8	12.6					0.5
31	YARNS & MAN MADE FIBRES								
32	FABRICS								
33	OTHER TEXTILE PRODUCTS			14.6					3.5
34	HOSIERY & KNITTED WEAR								
35	CLOTHING & ACCESSORIES			11.8					4.4
36	LUMBER & TIMBER								13.7
37	VENEER & PLYWOOD								
38	OTHER WOOD FABRICATED MATERIALS		1.5	1.6					11.7
39	FURNITURE & FIXTURES			3.2					0.6
40	PULP								
41	NEWSPRINT & OTHER PAPER STOCK			0.8					5.3
42	PAPER PRODUCTS		3.9	66.4					7.1
43	PRINTING & PUBLISHING		0.7	0.8					2.0
44	ADVERTISING,PRINT MEDIA								
45	IRON & STEEL PRODUCTS								3.2
46	ALUMINUM PRODUCTS								
47	COPPER & COPPER ALLOY PRODUCTS								
48	NICKEL PRODUCTS		0.3						
49	OTHER NON FERROUS METAL PRODUCTS		11.4	21.2					0.7
50	BOILERS, TANKS & PLATES								
51	FABRICATED STRUCTURAL METAL PROD.								7.7
52	OTHER METAL FABRICATED PRODUCTS			13.0					4.2
53	AGRICULTURAL MACHINERY								5.4
54	OTHER INDUSTRIAL MACHINERY	0.1	4.9	12.1					17.7
55	MOTOR VEHICLES								0.9
56	MOTOR VEHICLE PARTS			3.6					4.4
57	OTHER TRANSPORT EQUIPMENT			5.3		95.4			0.5
58	APPLIANCES & RECEIVERS,HOUSEHOLD			29.7					13.6
59	OTHER ELECTRICAL PRODUCTS			17.1			167.2		11.9
60	CEMENT & CONCRETE PRODUCTS								
61	OTHER NON-METALLIC MINERAL PROD.			6.2					3.4
62	GASOLINE & FUEL OIL	2353.2							
63	OTHER PETROLEUM & COAL PROD.	348.2	25.7			2.6		0.1	
64	INDUSTRIAL CHEMICALS		1179.8	2.6					1.6
65	FERTILIZERS		75.9						
66	PHARMACEUTICALS		474.4						0.4
67	OTHER CHEMICAL PRODUCTS	5.1	1293.4	7.4					8.6
68	SCIENTIFIC EQUIPMENT		5.9	437.5					5.4
69	OTHER MANUFACTURED PRODUCTS	15.4	43.3	626.7					12.0
70	RESIDENTIAL CONSTRUCTION				4537.4				
71	NON-RESIDENTIAL CONSTRUCTION				11201.0				
72	REPAIR CONSTRUCTION				3196.2				
73	PIPELINE TRANSPORTATION					735.5		15.6	
74	TRANSPORTATION & STORAGE					8364.0			
75	RADIO & TELEVISION BROADCASTING						538.9		
76	TELEPHONE & TELEGRAPH						2837.8		
77	POSTAL SERVICES						522.0		
78	ELECTRIC POWER		0.1					2559.9	
79	OTHER UTILITIES							519.1	
80	WHOLESALE MARGINS	5.4	155.1	71.9		7.3			6303.5
81	RETAIL MARGINS					16.0		25.6	
82	INPUTED RENT OWNER OCPD DWEL								
83	OTHER FINANCE,INS.REAL ESTATE	38.5	3.4	1.5	112.2	37.9	2.0	6.6	37.9
84	BUSINESS SERVICES	0.9	2.1	0.2	0.3	17.3	30.4	2.4	34.3
85	EDUCATION SERVICES								
86	HEALTH SERVICES								
87	AMUSEMENT & RECREATION SERVICES						11.6		
88	ACCOMMODATION & FOOD SERVICES	0.4	2.7	1.8		17.8		4.6	
89	OTHER PERSONAL & MISC. SERVICES	0.5	0.7	43.3	98.7	73.8	6.5	38.7	558.9
90	TRANSPORTATION MARGINS								
91	OPERATING, OFFICE, LAB. & FOOD								
92	TRAVEL, ADVERTISING & PROMOTION								
	TOTAL	2786.5	3390.9	1463.9	19145.8	9367.6	4116.3	3174.6	7115.9

DETAIL MAY NOT ADD DUE TO ROUNDING AND SUPPRESSION OF CONFIDENTIAL COMMODITIES.

TABLE 28. MAKE (OUTPUT) MATRIX (AGGREGATION - M), 1975 (MILLIONS OF 1971 DOLLARS) - CONTINUED

NO.	COMMODITY AGGREGATION - M	RETAIL TRADE	OWNER OCCUPIED DWELLINGS	FINANCE, INS. & REAL EST.	EDUCATION & HEALTH SERVICES	AMUSEMENT RECREATION SERVICES	SERVICE TO BUSINESS MANAGEMENT	ACCOMMODATION, FOOD SERVICES	PERSONAL & MISC SERVICES
1	GRAINS	..	..	..	..	..	..	..	..
2	LIVE ANIMALS	..	..	..	..	..	..	..	..
3	OTHER AGRICULTURAL PRODUCTS	3.4	..	..	..	..	..	..	..
4	FORESTRY PRODUCTS	..	..	..	..	..	..	..	..
5	FISH LANDINGS	..	..	..	..	..	..	..	..
6	HUNTING & TRAPPING PRODUCTS	..	..	..	..	..	..	..	..
7	IRON ORES & CONCENTRATES	..	..	..	..	..	..	..	..
8	OTHER METAL ORES & CONCENTRATES	..	..	..	..	..	..	..	..
9	COAL	..	..	..	..	..	..	..	..
10	CRUDE MINERAL OILS	..	..	..	..	..	..	..	..
11	NATURAL GAS	..	..	..	..	..	..	..	..
12	NON-METALLIC MINERALS	..	..	..	..	..	..	..	..
13	SERVICES INCIDENTAL TO MINING	..	..	..	..	..	..	..	..
14	MEAT PRODUCTS	248.5	..	..	..	..	..	..	..
15	DAIRY PRODUCTS	..	..	..	..	..	..	..	..
16	FISH PRODUCTS	..	..	..	..	..	..	..	..
17	FRUITS & VEGETABLES PREPARATIONS	..	..	..	..	..	..	..	..
18	FEEDS	..	..	..	..	..	..	..	..
19	FLOUR,WHEAT,MEAL & OTHER CEREALS	..	..	..	..	..	..	..	..
20	BREAKFAST CEREAL & BAKERY PROD.	..	..	..	..	..	..	..	..
21	SUGAR	..	..	..	..	..	..	..	..
22	MISC. FOOD PRODUCTS	2.6	..	..	..	..	..	..	..
23	SOFT DRINKS	..	..	..	..	..	..	..	..
24	ALCOHOLIC BEVERAGES	..	..	..	..	..	..	..	..
25	TOBACCO PROCESSED UNMANUFACTURED	..	..	..	..	..	..	..	..
26	CIGARETTES & TOBACCO MFG.	..	..	..	..	..	..	..	..
27	TIRES & TUBES	..	..	..	..	..	..	..	..
28	OTHER RUBBER PRODUCTS	..	..	..	..	..	..	..	..
29	PLASTIC FABRICATED PRODUCTS	..	..	..	..	..	..	..	..
30	LEATHER & LEATHER PRODUCTS	..	..	..	..	..	..	..	..
31	YARNS & MAN MADE FIBRES.	..	..	..	..	..	..	..	..
32	FABRICS	..	..	..	..	..	..	..	..
33	OTHER TEXTILE PRODUCTS	2.4	..	..	..	..	..	..	..
34	HOSIERY & KNITTED WEAR	..	..	..	..	..	..	..	..
35	CLOTHING & ACCESSORIES	0.4	..	..	..	..	..	..	..
36	LUMBER & TIMBER	..	..	..	..	..	..	..	..
37	VENEER & PLYWOOD	..	..	..	..	..	..	..	..
38	OTHER WOOD FABRICATED MATERIALS	..	..	..	..	..	..	..	..
39	FURNITURE & FIXTURES	..	..	..	..	..	..	..	..
40	PULP	..	..	..	..	..	..	..	..
41	NEWSPRINT & OTHER PAPER STOCK	..	..	..	..	..	..	..	..
42	PAPER PRODUCTS	..	..	..	..	..	..	..	..
43	PRINTING & PUBLISHING	..	..	..	..	..	..	..	..
44	ADVERTISING,PRINT MEDIA	..	..	..	..	..	..	..	..
45	IRON & STEEL PRODUCTS	..	..	..	..	..	..	..	..
46	ALUMINUM PRODUCTS	..	..	..	..	..	..	..	..
47	COPPER & COPPER ALLOY PRODUCTS	..	..	..	..	..	..	..	..
48	NICKEL PRODUCTS	..	..	..	..	..	..	..	..
49	OTHER NON FERROUS METAL PRODUCTS	..	..	..	..	..	..	..	..
50	BOILERS, TANKS & PLATES	..	..	..	..	..	..	..	..
51	FABRICATED STRUCTURAL METAL PROD.	..	..	..	..	..	..	..	..
52	OTHER METAL FABRICATED PRODUCTS	..	..	..	..	..	..	..	..
53	AGRICULTURAL MACHINERY	..	..	..	..	..	..	..	..
54	OTHER INDUSTRIAL MACHINERY	..	..	..	..	..	..	..	..
55	MOTOR VEHICLES	..	..	..	..	..	..	..	..
56	MOTOR VEHICLE PARTS	..	..	..	..	..	..	..	..
57	OTHER TRANSPORT EQUIPMENT	..	..	..	..	..	..	..	..
58	APPLIANCES & RECEIVERS,HOUSEHOLD	..	..	..	..	..	..	..	..
59	OTHER ELECTRICAL PRODUCTS	..	..	..	..	..	..	..	..
60	CEMENT & CONCRETE PRODUCTS	..	..	..	..	..	..	..	..
61	OTHER NON-METALLIC MINERAL PROD.	..	..	..	..	..	..	..	..
62	GASOLINE & FUEL OIL	..	..	..	..	..	..	..	..
63	OTHER PETROLEUM & COAL PROD.	..	..	..	..	..	..	..	..
64	INDUSTRIAL CHEMICALS	..	..	..	..	..	..	..	..
65	FERTILIZERS	..	..	..	..	..	..	..	..
66	PHARMACEUTICALS	..	..	..	..	..	..	..	..
67	OTHER CHEMICAL PRODUCTS	..	..	..	..	..	..	..	..
68	SCIENTIFIC EQUIPMENT	..	..	..	..	..	..	..	..
69	OTHER MANUFACTURED PRODUCTS	..	..	..	..	43.0	..	..	..
70	RESIDENTIAL CONSTRUCTION	..	..	..	..	..	..	..	..
71	NON-RESIDENTIAL CONSTRUCTION	..	..	..	..	..	..	..	..
72	REPAIR CONSTRUCTION	..	..	..	..	..	..	..	..
73	PIPELINE TRANSPORTATION	..	..	..	..	..	..	..	..
74	TRANSPORTATION & STORAGE	7.4	..	0.2	..	..	..	..	..
75	RADIO & TELEVISION BROADCASTING	..	..	..	..	..	..	..	..
76	TELEPHONE & TELEGRAPH	..	..	..	..	..	..	..	..
77	POSTAL SERVICES	..	..	..	..	..	..	..	..
78	ELECTRIC POWER	..	..	..	..	..	..	..	..
79	OTHER UTILITIES	..	..	..	..	..	..	..	9.5
80	WHOLESALE MARGINS	..	..	..	..	..	75.5	..	..
81	RETAIL MARGINS	8483.4	..	..	..	14.5	13.3	25.0	8.0
82	IMPUTED RENT OWNER OCPD. DWEL.	..	6501.5	..	..	..	..	..	..
83	OTHER FINANCE,INS,REAL ESTATE	55.0	..	13071.0	2.8	11.7	27.2	41.0	5.8
84	BUSINESS SERVICES	2.0	..	37.2	..	10.3	4162.7	..	..
85	EDUCATION SERVICES	..	..	..	296.5	..	..	..	..
86	HEALTH SERVICES	..	..	..	2369.5	..	..	..	..
87	AMUSEMENT & RECREATION SERVICES	..	..	..	..	1040.5	4.5	0.6	..
88	ACCOMMODATION & FOOD SERVICES	147.5	..	0.4	..	50.7	..	4477.4	0.1
89	OTHER PERSONAL & MISC. SERVICES	1458.5	..	345.8	..	..	639.6	24.9	1361.1
90	TRANSPORTATION MARGINS	..	..	..	..	..	..	..	..
91	OPERATING, OFFICE, LAB & FOOD	..	..	..	..	..	..	..	..
92	TRAVEL, ADVERTISING & PROMOTION	..	..	..	..	..	..	..	..
	TOTAL	10411.2	6501.5	13454.6	2668.7	1170.7	4922.7	4568.8	1384.5

NOTE: DETAIL MAY NOT ADD DUE TO ROUNDING AND SUPPRESSION OF CONFIDENTIAL COMMODITIES.

TABLE 28. MAKE (OUTPUT) MATRIX (AGGREGATION - M), 1975 (MILLIONS OF 1971 DOLLARS) - CONCLUDED

NO.	COMMODITY AGGREGATION - M	TRANS. MARGINS	OPERATING OFFICE LAB & FOOD	TRAVEL PROMOTION, ADVTG.	TOTAL INDUSTRIES
1	GRAINS	--	--	--	1085.5
2	LIVE ANIMALS	--	--	--	1996.6
3	OTHER AGRICULTURAL PRODUCTS	--	--	--	2051.6
4	FORESTRY PRODUCTS	--	--	--	1419.1
5	FISH LANDINGS	--	--	--	165.4
6	HUNTING & TRAPPING PRODUCTS	--	--	--	12.9
7	IRON ORES & CONCENTRATES	--	--	--	550.0
8	OTHER METAL ORES & CONCENTRATES	--	--	--	1638.2
9	COAL	--	--	--	149.5
10	CRUDE MINERAL OILS	--	--	--	1607.0
11	NATURAL GAS	--	--	--	384.4
12	NON-METALLIC MINERALS	--	--	--	521.4
13	SERVICES INCIDENTAL TO MINING	--	--	--	618.8
14	MEAT PRODUCTS	--	--	--	3125.3
15	DAIRY PRODUCTS	--	--	--	1444.2
16	FISH PRODUCTS	--	--	--	296.1
17	FRUITS & VEGETABLES PREPARATIONS	--	--	--	667.4
18	FEEDS	--	--	--	901.3
19	FLOUR,WHEAT,MEAL & OTHER CEREALS	--	--	--	195.5
20	BREAKFAST CEREAL & BAKERY PROD.	--	--	--	740.0
21	SUGAR	--	--	--	210.7
22	MISC. FOOD PRODUCTS	--	--	--	1060.2
23	SOFT DRINKS	--	--	--	382.3
24	ALCOHOLIC BEVERAGES	--	--	--	975.0
25	TOBACCO PROCESSED UNMANUFACTURED	--	--	--	163.8
26	CIGARETTES & TOBACCO MFG.	--	--	--	433.9
27	TIRES & TUBES	--	--	--	432.6
28	OTHER RUBBER PRODUCTS	--	--	--	220.0
29	PLASTIC FABRICATED PRODUCTS	--	--	--	519.8
30	LEATHER & LEATHER PRODUCTS	--	--	--	408.0
31	YARNS & MAN MADE FIBRES	--	--	--	404.7
32	FABRICS	--	--	--	716.0
33	OTHER TEXTILE PRODUCTS	--	--	--	760.3
34	HOSIERY & KNITTED WEAR	--	--	--	548.8
35	CLOTHING & ACCESSORIES	--	--	--	1578.9
36	LUMBER & TIMBER	--	--	--	1168.6
37	VENEER & PLYWOOD	--	--	--	275.6
38	OTHER WOOD FABRICATED MATERIALS	--	--	--	1083.3
39	FURNITURE & FIXTURES	--	--	--	927.3
40	PULP	--	--	--	846.2
41	NEWSPRINT & OTHER PAPER STOCK	--	--	--	1853.9
42	PAPER PRODUCTS	--	--	--	1383.9
43	PRINTING & PUBLISHING	--	--	--	1377.0
44	ADVERTISING,PRINT MEDIA	--	--	--	614.7
45	IRON & STEEL PRODUCTS	--	--	--	2535.6
46	ALUMINUM PRODUCTS	--	--	--	785.4
47	COPPER & COPPER ALLOY PRODUCTS	--	--	--	853.3
48	NICKEL PRODUCTS	--	--	--	672.4
49	OTHER NON FERROUS METAL PRODUCTS	--	--	--	505.5
50	BOILERS, TANKS & PLATES	--	--	--	344.3
51	FABRICATED STRUCTURAL METAL PROD	--	--	--	974.2
52	OTHER METAL FABRICATED PRODUCTS	--	--	--	2638.8
53	AGRICULTURAL MACHINERY	--	--	--	532.5
54	OTHER INDUSTRIAL MACHINERY	--	--	--	2237.5
55	MOTOR VEHICLES	--	--	--	5172.3
56	MOTOR VEHICLE PARTS	--	--	--	2423.0
57	OTHER TRANSPORT EQUIPMENT	--	--	--	1421.8
58	APPLIANCES & RECEIVERS,HOUSEHOLD	--	--	--	844.7
59	OTHER ELECTRICAL PRODUCTS	--	--	--	2874.7
60	CEMENT & CONCRETE PRODUCTS	--	--	--	922.9
61	OTHER NON-METALLIC MINERAL PROD.	--	--	--	872.9
62	GASOLINE & FUEL OIL	--	--	--	2357.4
63	OTHER PETROLEUM & COAL PROD.	--	--	--	492.5
64	INDUSTRIAL CHEMICALS	--	--	--	1303.3
65	FERTILIZERS	--	--	--	247.9
66	PHARMACEUTICALS	--	--	--	491.3
67	OTHER CHEMICAL PRODUCTS	--	--	--	1462.4
68	SCIENTIFIC EQUIPMENT	--	--	--	518.7
69	OTHER MANUFACTURED PRODUCTS	--	--	--	895.9
70	RESIDENTIAL CONSTRUCTION	--	--	--	4537.4
71	NON-RESIDENTIAL CONSTRUCTION	--	--	--	11201.0
72	REPAIR CONSTRUCTION	--	--	--	3196.2
73	PIPELINE TRANSPORTATION	--	--	--	751.1
74	TRANSPORTATION & STORAGE	--	--	--	8377.6
75	RADIO & TELEVISION BROADCASTING	--	--	--	538.9
76	TELEPHONE & TELEGRAPH	--	--	--	2837.8
77	POSTAL SERVICES	--	--	--	522.0
78	ELECTRIC POWER	--	--	--	2580.9
79	OTHER UTILITIES	--	--	--	531.4
80	WHOLESALE MARGINS	--	--	--	8065.6
81	RETAIL MARGINS	--	--	--	8585.7
82	IMPUTED RENT OWNER OCPD. DWEL	--	--	--	6501.5
83	OTHER FINANCE,INS,REAL ESTATE	--	--	--	13581.3
84	BUSINESS SERVICES	--	--	--	4353.8
85	EDUCATION SERVICES	--	--	--	296.5
86	HEALTH SERVICES	--	--	--	2369.5
87	AMUSEMENT & RECREATION SERVICES	--	--	--	1057.1
88	ACCOMMODATION & FOOD SERVICES	--	--	--	4759.2
89	OTHER PERSONAL & MISC. SERVICES	--	--	--	4874.7
90	TRANSPORTATION MARGINS	3898.6	--	--	3898.6
91	OPERATING, OFFICE, LAB. & FOOD	--	6858.3	--	6858.3
92	TRAVEL, ADVERTISING & PROMOTION	--	--	3854.7	3854.7
	TOTAL	3898.6	6858.3	3854.7	176425.1

NOTE: DETAIL MAY NOT ADD DUE TO ROUNDING AND SUPPRESSION OF CONFIDENTIAL COMMODITIES.

TABLE 29. USE (INPUT) MATRIX (AGGREGATION - M), 1975 (MILLIONS OF 1971 DOLLARS)

NO	COMMODITY AGGREGATION - M	AGRICULTURE	FORESTRY	FISHING, HUNTING & TRAPPING	METAL MINES	MINERAL FUELS	NON-METAL MINES & QUARRIES	SERVICES INCIDENTAL TO MINING	FOOD & BEVERAGE INDUSTRIES
1	GRAINS	23.3							367.6
2	LIVE ANIMALS	133.3							1503.2
3	OTHER AGRICULTURAL PRODUCTS	158.5							959.5
4	FORESTRY PRODUCTS	0.4	187.6						
5	FISH LANDINGS			2.0					129.4
6	HUNTING & TRAPPING PRODUCTS								
7	IRON ORES & CONCENTRATES				0.8				
8	OTHER METAL ORES & CONCENTRATES				6.1				
9	COAL	0.7			0.8		0.1		0.1
10	CRUDE MINERAL OILS								
11	NATURAL GAS	1.2			1.9	2.5	2.2		8.1
12	NON-METALLIC MINERALS	4.8		0.4	15.2	0.6	2.9	2.9	6.4
13	SERVICES INCIDENTAL TO MINING				195.8	117.5	19.1		
14	MEAT PRODUCTS	3.0							643.2
15	DAIRY PRODUCTS								216.4
16	FISH PRODUCTS								34.5
17	FRUITS & VEGETABLES PREPARATIONS								78.9
18	FEEDS	627.8							180.2
19	FLOUR,WHEAT,MEAL & OTHER CEREALS								113.5
20	BREAKFAST CEREAL & BAKERY PROD.								5.0
21	SUGAR								132.1
22	MISC. FOOD PRODUCTS								322.4
23	SOFT DRINKS								36.7
24	ALCOHOLIC BEVERAGES								26.1
25	TOBACCO PROCESSED UNMANUFACTURED								
26	CIGARETTES & TOBACCO MFG.								
27	TIRES & TUBES	20.0							
28	OTHER RUBBER PRODUCTS								
29	PLASTIC FABRICATED PRODUCTS						3.2		48.1
30	LEATHER & LEATHER PRODUCTS								
31	YARNS & MAN MADE FIBRES			0.4					
32	FABRICS								0.6
33	OTHER TEXTILE PRODUCTS	13.9	3.4	5.8	0.8		0.3		8.6
34	HOSIERY & KNITTED WEAR								
35	CLOTHING & ACCESSORIES								
36	LUMBER & TIMBER	0.1		2.7		0.4	0.4		
37	VENEER & PLYWOOD								
38	OTHER WOOD FABRICATED MATERIALS	2.6					0.8		4.5
39	FURNITURE & FIXTURES								
40	PULP								
41	NEWSPRINT & OTHER PAPER STOCK								11.7
42	PAPER PRODUCTS	2.7			0.1		6.1		291.2
43	PRINTING & PUBLISHING						0.2		36.2
44	ADVERTISING,PRINT MEDIA								
45	IRON & STEEL PRODUCTS				28.4	8.5	1.4	15.5	0.6
46	ALUMINUM PRODUCTS								0.6
47	COPPER & COPPER ALLOY PRODUCTS								
48	NICKEL PRODUCTS								
49	OTHER NON FERROUS METAL PRODUCTS				0.8	0.1			1.9
50	BOILERS, TANKS & PLATES								
51	FABRICATED STRUCTURAL METAL PROD.				2.4	0.8			
52	OTHER METAL FABRICATED PRODUCTS	25.3	12.0	1.0	3.8	1.8			204.5
53	AGRICULTURAL MACHINERY	54.7							
54	OTHER INDUSTRIAL MACHINERY		8.5	3.1	29.0	18.4	14.5	7.9	3.9
55	MOTOR VEHICLES								
56	MOTOR VEHICLE PARTS								
57	OTHER TRANSPORT EQUIPMENT	1.2	2.7	15.8	5.8	0.9			
58	APPLIANCES & RECEIVERS,HOUSEHOLD								
59	OTHER ELECTRICAL PRODUCTS			6.4				4.2	
60	CEMENT & CONCRETE PRODUCTS						0.3	3.4	
61	OTHER NON-METALLIC MINERAL PROD.	1.9	0.1	0.5	6.4		0.5	2.5	113.8
62	GASOLINE & FUEL OIL	157.8	28.5	9.7	34.9	9.2	11.2	8.4	28.4
63	OTHER PETROLEUM & COAL PROD.	21.6	0.8	2.1	5.4	1.7	4.7	1.9	5.2
64	INDUSTRIAL CHEMICALS	78.5	0.3	0.2	18.6	7.2	3.8	0.3	35.8
65	FERTILIZERS	96.5							
66	PHARMACEUTICALS	14.1							10.8
67	OTHER CHEMICAL PRODUCTS	72.3	2.1	0.2	39.3	7.0	11.8	1.3	73.9
68	SCIENTIFIC EQUIPMENT								
69	OTHER MANUFACTURED PRODUCTS			2.9					1.2
70	RESIDENTIAL CONSTRUCTION								
71	NON-RESIDENTIAL CONSTRUCTION								
72	REPAIR CONSTRUCTION	121.6	21.9	0.5	42.0	144.8	12.3		22.8
73	PIPELINE TRANSPORTATION	2.6			2.6	2.7	2.8		10.7
74	TRANSPORTATION & STORAGE	16.6	136.9	1.3	27.3	10.8	7.5	17.6	63.0
75	RADIO & TELEVISION BROADCASTING								
76	TELEPHONE & TELEGRAPH	34.2	3.0	0.4	5.2	7.9	2.1	3.1	35.1
77	POSTAL SERVICES	2.6	0.3		0.5	1.8	0.3	0.2	4.2
78	ELECTRIC POWER	85.5	0.9	0.2	64.2	37.9	15.1	6.2	45.5
79	OTHER UTILITIES	4.8			2.6	3.7	2.0		14.6
80	WHOLESALE MARGINS	157.5	10.6	5.8	33.0	12.6	12.0	8.0	212.3
81	RETAIL MARGINS	36.7	1.0	1.2	0.9	0.3	1.0	0.8	2.4
82	IMPUTED RENT OWNER OCPD. DWEL								
83	OTHER FINANCE,INS,REAL ESTATE	231.5	98.5	3.5	71.4	426.6	16.9	14.9	104.6
84	BUSINESS SERVICES	15.5	6.4	0.4	60.7	155.1	9.1	11.8	69.2
85	EDUCATION SERVICES								
86	HEALTH SERVICES								
87	AMUSEMENT & RECREATION SERVICES								
88	ACCOMMODATION & FOOD SERVICES								
89	OTHER PERSONAL & MISC. SERVICES	18.5	53.0	3.4	16.9	6.2	11.5	7.3	47.2
90	TRANSPORTATION MARGINS	81.6	3.6	2.6	19.0	4.1	5.4	4.4	253.6
91	OPERATING, OFFICE, LAB. & FOOD	183.6	154.7	4.5	338.0	93.5	78.6	52.6	196.2
92	TRAVEL, ADVERTISING & PROMOTION	0.3	3.4		6.4	21.8	4.5	12.8	350.9
93	NON-COMPETING IMPORTS								203.4
94	UNALLOCATED IMPORTS & EXPORTS								
95	INDIRECT TAXES	276.8	40.7	6.2	61.5	110.7	17.5	7.0	94.5
96	SUBSIDIES	-183.3	-0.8	-0.9	-9.5	-3.5			-27.5
	GDP AT FACTOR COST	2620.2	619.4	101.0	1156.5	1141.4	370.2	264.7	2669.0
	TOTAL	5223.0	1399.6	183.6	2295.5	2355.2	652.2	459.7	10066.6

NOTE: DETAIL MAY NOT ADD DUE TO ROUNDING.

TABLE 29. USE (INPUT) MATRIX (AGGREGATION - M), 1975 (MILLIONS OF 1971 DOLLARS) - CONTINUED

NO.	COMMODITY AGGREGATION - M	TOBACCO PRODUCTS INDUSTRIES	RUBBER & PLASTIC PROD. IND.	LEATHER INDUSTRIES	TEXTILE INDUSTRIES	KNITTING MILLS	CLOTHING INDUSTRIES	WOOD	FURNITURE, FIXTURE INDUSTRIES
1	GRAINS	--	--	--	--	--	--	--	--
2	LIVE ANIMALS	--	--	--	--	--	--	--	--
3	OTHER AGRICULTURAL PRODUCTS	150.8	--	--	0.6	0.4	11.7	--	--
4	FORESTRY PRODUCTS	--	--	--	--	--	--	657.8	0.3
5	FISH LANDINGS	--	--	--	--	--	--	--	--
6	HUNTING & TRAPPING PRODUCTS	--	--	--	--	--	24.1	--	--
7	IRON ORES & CONCENTRATES	--	--	--	--	--	--	--	--
8	OTHER METAL ORES & CONCENTRATES	--	--	--	--	--	--	--	--
9	COAL	--	--	--	--	--	--	--	--
10	CRUDE MINERAL OILS	--	--	--	--	--	--	0.1	--
11	NATURAL GAS	0.1	1.4	0.2	1.6	0.2	0.1	1.8	0.5
12	NON-METALLIC MINERALS	--	1.4	0.2	0.6	--	--	--	--
13	SERVICES INCIDENTAL TO MINING	--	--	--	--	--	--	--	--
14	MEAT PRODUCTS	1.5	0.4	19.3	--	--	--	--	--
15	DAIRY PRODUCTS	--	--	--	--	--	--	--	--
16	FISH PRODUCTS	--	--	0.4	--	--	--	--	--
17	FRUITS & VEGETABLES PREPARATIONS	--	--	--	--	--	--	--	--
18	FEEDS	--	--	--	--	--	--	--	--
19	FLOUR,WHEAT,MEAL & OTHER CEREALS	--	--	--	--	--	--	0.1	--
20	BREAKFAST CEREAL & BAKERY PROD.	--	--	--	--	--	--	--	--
21	SUGAR	--	--	--	--	--	--	--	--
22	MISC. FOOD PRODUCTS	0.1	0.3	--	--	--	--	--	--
23	SOFT DRINKS	--	--	--	--	--	--	--	--
24	ALCOHOLIC BEVERAGES	--	--	--	--	--	--	--	--
25	TOBACCO PROCESSED UNMANUFACTURED	116.7	--	--	--	--	--	--	--
26	CIGARETTES & TOBACCO MFG.	1.7	--	--	--	--	--	--	--
27	TIRES & TUBES	--	5.9	--	--	--	--	--	--
28	OTHER RUBBER PRODUCTS	--	10.8	40.8	8.2	--	0.1	--	15.7
29	PLASTIC FABRICATED PRODUCTS	1.5	36.6	12.0	16.8	--	1.2	12.4	20.6
30	LEATHER & LEATHER PRODUCTS	--	2.1	65.7	0.1	--	49.5	--	0.8
31	YARNS & MAN MADE FIBRES	4.0	8.9	--	332.2	185.6	2.2	--	--
32	FABRICS	--	62.9	3.8	195.0	15.7	564.0	1.3	64.1
33	OTHER TEXTILE PRODUCTS	--	0.5	2.1	35.3	5.4	49.0	0.6	13.6
34	HOSIERY & KNITTED WEAR	--	--	--	0.6	0.8	--	--	--
35	CLOTHING & ACCESSORIES	--	1.1	3.0	39.9	16.6	93.3	--	--
36	LUMBER & TIMBER	--	0.1	0.1	0.1	--	--	186.6	41.8
37	VENEER & PLYWOOD	--	0.2	0.3	--	--	--	83.8	16.7
38	OTHER WOOD FABRICATED MATERIALS	0.2	1.1	0.3	0.5	--	--	85.5	18.9
39	FURNITURE & FIXTURES	--	--	--	--	--	--	3.1	29.2
40	PULP	--	--	--	5.5	--	--	--	--
41	NEWSPRINT & OTHER PAPER STOCK	3.7	8.7	0.7	2.9	0.9	1.3	8.2	4.8
42	PAPER PRODUCTS	37.8	17.8	6.6	19.0	5.2	10.1	4.9	17.3
43	PRINTING & PUBLISHING	1.0	0.7	0.5	1.5	0.8	0.9	0.1	0.9
44	ADVERTISING,PRINT MEDIA	--	--	--	--	--	--	--	--
45	IRON & STEEL PRODUCTS	--	0.5	--	1.5	--	--	1.2	31.0
46	ALUMINUM PRODUCTS	--	0.6	--	0.5	--	--	10.0	0.1
47	COPPER & COPPER ALLOY PRODUCTS	--	0.2	--	--	--	--	--	--
48	NICKEL PRODUCTS	--	--	--	0.2	--	--	--	--
49	OTHER NON FERROUS METAL PRODUCTS	--	3.2	--	0.2	--	--	--	--
50	BOILERS, TANKS & PLATES	--	--	--	--	--	--	0.6	--
51	FABRICATED STRUCTURAL METAL PROD.	--	0.1	--	0.1	--	--	9.9	0.1
52	OTHER METAL FABRICATED PRODUCTS	2.4	20.6	6.4	11.3	--	0.2	29.5	65.2
53	AGRICULTURAL MACHINERY	--	--	--	--	--	--	--	--
54	OTHER INDUSTRIAL MACHINERY	--	1.4	--	1.7	--	--	0.2	1.5
55	MOTOR VEHICLES	--	--	--	0.1	--	--	--	--
56	MOTOR VEHICLE PARTS	--	8.5	--	7.2	--	--	--	--
57	OTHER TRANSPORT EQUIPMENT	--	--	--	--	--	--	--	--
58	APPLIANCES & RECEIVERS,HOUSEHOLD	--	--	--	--	--	--	2.9	--
59	OTHER ELECTRICAL PRODUCTS	--	1.4	--	--	--	--	1.0	8.4
60	CEMENT & CONCRETE PRODUCTS	--	--	--	--	--	--	--	--
61	OTHER NON-METALLIC MINERAL PROD.	--	4.0	0.2	0.3	--	--	21.4	6.5
62	GASOLINE & FUEL OIL	0.4	3.4	0.5	8.1	0.9	0.8	8.0	1.4
63	OTHER PETROLEUM & COAL PROD.	0.1	0.6	0.1	1.1	--	0.1	3.2	0.2
64	INDUSTRIAL CHEMICALS	3.5	302.3	7.1	64.9	0.2	1.0	14.3	0.1
65	FERTILIZERS	--	--	--	--	--	--	--	--
66	PHARMACEUTICALS	--	--	--	--	--	--	--	--
67	OTHER CHEMICAL PRODUCTS	0.3	17.7	5.0	28.9	2.9	1.1	15.7	12.5
68	SCIENTIFIC EQUIPMENT	--	0.6	--	0.4	--	--	--	--
69	OTHER MANUFACTURED PRODUCTS	--	3.5	7.7	51.8	1.5	41.9	4.4	7.9
70	RESIDENTIAL CONSTRUCTION	--	--	--	--	--	--	--	--
71	NON-RESIDENTIAL CONSTRUCTION	--	--	--	--	--	--	--	--
72	REPAIR CONSTRUCTION	1.7	3.7	0.9	5.5	0.5	1.3	10.9	2.2
73	PIPELINE TRANSPORTATION	0.1	1.8	0.3	2.0	0.3	0.1	2.3	0.6
74	TRANSPORTATION & STORAGE	0.7	0.8	0.4	1.4	0.3	1.8	2.7	0.7
75	RADIO & TELEVISION BROADCASTING	--	--	--	--	--	--	--	--
76	TELEPHONE & TELEGRAPH	1.5	8.4	2.2	7.9	1.8	6.5	10.3	4.5
77	POSTAL SERVICES	0.2	1.2	0.6	1.3	0.5	2.6	1.1	1.0
78	ELECTRIC POWER	1.4	15.0	1.8	15.7	2.3	3.9	29.8	4.9
79	OTHER UTILITIES	0.2	2.5	0.2	2.5	0.5	0.4	3.4	0.6
80	WHOLESALE MARGINS	5.9	31.1	12.7	52.6	16.2	65.7	72.1	45.8
81	RETAIL MARGINS	--	0.1	--	0.2	--	0.1	0.8	0.1
82	IMPUTED RENT OWNER OCPD. DWEL.	--	--	--	--	--	--	--	--
83	OTHER FINANCE,INS,REAL ESTATE	9.4	31.6	10.6	28.1	9.0	35.7	49.7	22.9
84	BUSINESS SERVICES	5.1	20.4	4.9	17.2	3.2	13.3	15.5	7.1
85	EDUCATION SERVICES	--	--	--	--	--	--	--	--
86	HEALTH SERVICES	--	--	--	--	--	--	--	--
87	AMUSEMENT & RECREATION SERVICES	--	--	--	--	--	--	--	--
88	ACCOMMODATION & FOOD SERVICES	--	--	--	--	--	--	--	--
89	OTHER PERSONAL & MISC. SERVICES	1.4	5.4	5.0	4.5	1.8	3.4	18.6	2.9
90	TRANSPORTATION MARGINS	5.5	17.4	4.7	21.4	3.6	9.4	62.7	15.2
91	OPERATING. OFFICE, LAB. & FOOD	6.5	44.6	10.7	48.9	9.5	16.3	152.0	17.2
92	TRAVEL, ADVERTISING & PROMOTION	33.6	48.1	12.6	35.8	7.1	30.6	21.8	20.0
93	NON-COMPETING IMPORTS	--	28.8	--	29.7	--	--	--	--
94	UNALLOCATED IMPORTS & EXPORTS	--	--	--	--	--	--	--	--
95	INDIRECT TAXES	3.6	14.8	4.0	20.5	3.0	7.3	34.8	10.4
96	SUBSIDIES	--	-0.5	--	-0.5	-0.1	-0.1	-0.6	-0.2
	GDP AT FACTOR COST	200.8	620.1	181.0	774.1	236.2	716.7	872.5	390.9
	<b>TOTAL</b>	<b>603.2</b>	<b>1424.9</b>	<b>435.7</b>	<b>1907.7</b>	<b>533.0</b>	<b>1767.6</b>	<b>2529.3</b>	<b>927.1</b>

NOTE: DETAIL MAY NOT ADD DUE TO ROUNDING.

TABLE 29. USE (INPUT) MATRIX (AGGREGATION - M), 1975 (MILLIONS OF 1971 DOLLARS) - CONTINUED

NO.	COMMODITY AGGREGATION - M	PAPER & ALLIED INDUSTRIES	PRINTING & PUBLISHING	PRIMARY METAL INDUSTRIES	METAL FABRICATING INDUSTRIES	MACHINERY INDUSTRIES	TRANS. EQUIPMENT INDUSTRIES	ELECTRICAL PRODUCTS INDUSTRIES	NON-METAL MINERAL PROD. IND.
1	GRAINS.....	--	--	--	--	--	--	--	--
2	LIVE ANIMALS.....	--	--	--	--	--	--	--	--
3	OTHER AGRICULTURAL PRODUCTS.....	--	--	--	--	--	--	--	--
4	FORESTRY PRODUCTS.....	512.5	--	--	--	--	--	--	--
5	FISH LANDINGS.....	--	--	--	--	--	--	--	--
6	HUNTING & TRAPPING PRODUCTS.....	--	--	--	--	--	--	--	--
7	IRON ORES & CONCENTRATES.....	--	--	182.9	--	--	--	--	--
8	OTHER METAL ORES & CONCENTRATES.....	--	--	1178.5	--	--	--	0.3	12.0
9	COAL.....	4.0	--	140.6	--	--	0.6	0.1	2.6
10	CRUDE MINERAL OILS.....	--	--	4.8	--	--	--	--	--
11	NATURAL GAS.....	10.6	0.5	14.8	4.1	1.6	3.5	1.6	11.0
12	NON-METALLIC MINERALS.....	10.7	--	22.9	1.0	3.9	1.0	0.3	104.3
13	SERVICES INCIDENTAL TO MINING.....	--	--	--	--	--	--	--	--
14	MEAT PRODUCTS.....	--	--	--	--	--	--	--	--
15	DAIRY PRODUCTS.....	--	--	--	--	--	--	--	0.2
16	FISH PRODUCTS.....	--	--	--	--	--	--	--	--
17	FRUITS & VEGETABLES PREPARATIONS.....	--	--	--	--	--	--	--	--
18	FEEDS.....	--	--	--	--	--	--	--	--
19	FLOUR,WHEAT,MEAL & OTHER CEREALS.....	5.1	--	--	--	--	--	--	--
20	BREAKFAST CEREAL & BAKERY PROD.....	--	--	--	--	--	--	--	--
21	SUGAR.....	--	--	--	--	--	--	--	--
22	MISC. FOOD PRODUCTS.....	3.3	--	0.1	--	--	--	--	0.8
23	SOFT DRINKS.....	--	--	--	--	--	--	--	--
24	ALCOHOLIC BEVERAGES.....	--	--	--	--	--	--	--	--
25	TOBACCO PROCESSED UNMANUFACTURED.....	--	--	--	--	--	--	--	--
26	CIGARETTES & TOBACCO MFG.....	--	--	--	--	--	--	--	--
27	TIRES & TUBES.....	--	--	--	--	24.7	157.7	--	--
28	OTHER RUBBER PRODUCTS.....	0.1	0.2	--	2.0	13.5	43.1	32.2	2.4
29	PLASTIC FABRICATED PRODUCTS.....	38.3	1.2	--	8.6	1.0	6.2	16.9	7.5
30	LEATHER & LEATHER PRODUCTS.....	--	0.1	--	--	--	1.6	--	--
31	YARNS & MAN MADE FIBRES.....	1.4	0.1	0.2	0.7	--	--	0.8	1.0
32	FABRICS.....	1.2	2.1	--	0.2	0.4	5.7	0.5	2.6
33	OTHER TEXTILE PRODUCTS.....	24.7	0.1	--	0.7	--	32.7	0.8	0.3
34	HOSIERY & KNITTED WEAR.....	--	--	--	--	--	--	--	--
35	CLOTHING & ACCESSORIES.....	--	--	--	--	--	--	--	--
36	LUMBER & TIMBER.....	0.4	0.2	3.0	10.0	5.6	21.5	2.4	1.3
37	VENEER & PLYWOOD.....	--	--	--	2.3	0.2	14.8	--	--
38	OTHER WOOD FABRICATED MATERIALS.....	203.9	--	2.6	3.2	1.1	9.9	6.0	3.4
39	FURNITURE & FIXTURES.....	--	--	--	0.1	--	9.2	2.6	--
40	PULP.....	102.1	--	--	--	--	--	--	--
41	NEWSPRINT & OTHER PAPER STOCK.....	439.6	358.8	0.6	0.6	0.3	4.0	0.8	15.9
42	PAPER PRODUCTS.....	69.0	16.2	3.9	26.9	5.7	10.7	30.9	24.4
43	PRINTING & PUBLISHING.....	5.6	137.4	--	0.2	0.9	--	1.2	0.2
44	ADVERTISING,PRINT MEDIA.....	--	--	--	--	--	--	--	--
45	IRON & STEEL PRODUCTS.....	1.4	--	336.5	811.7	282.7	453.5	92.6	10.1
46	ALUMINUM PRODUCTS.....	18.6	--	188.3	134.0	22.8	64.7	66.6	0.2
47	COPPER & COPPER ALLOY PRODUCTS.....	--	--	156.3	70.0	17.1	31.9	240.4	0.5
48	NICKEL PRODUCTS.....	--	--	16.5	22.0	4.3	8.1	6.2	--
49	OTHER NON FERROUS METAL PRODUCTS.....	3.7	3.5	224.0	41.8	5.9	30.0	40.9	3.9
50	BOILERS, TANKS & PLATES.....	--	--	--	32.9	7.9	3.1	10.1	0.3
51	FABRICATED STRUCTURAL METAL PROD.....	--	--	3.3	138.7	36.4	32.1	9.7	1.3
52	OTHER METAL FABRICATED PRODUCTS.....	18.1	0.2	88.7	372.0	127.9	256.4	103.0	21.1
53	AGRICULTURAL MACHINERY.....	--	--	--	--	57.2	0.3	--	--
54	OTHER INDUSTRIAL MACHINERY.....	0.6	0.5	35.6	23.7	391.6	146.1	52.1	2.8
55	MOTOR VEHICLES.....	--	--	--	0.8	1.2	14.1	--	--
56	MOTOR VEHICLE PARTS.....	--	--	--	14.2	57.7	3056.8	--	--
57	OTHER TRANSPORT EQUIPMENT.....	--	--	0.2	--	0.3	237.6	--	0.2
58	APPLIANCES & RECEIVERS,HOUSEHOLD.....	--	--	--	4.4	5.7	73.4	71.3	--
59	OTHER ELECTRICAL PRODUCTS.....	--	--	1.3	10.1	114.0	125.2	498.7	3.0
60	CEMENT & CONCRETE PRODUCTS.....	--	--	--	--	--	--	--	166.5
61	OTHER NON-METALLIC MINERAL PROD.....	15.0	--	58.9	37.7	9.3	106.8	32.6	64.0
62	GASOLINE & FUEL OIL.....	82.8	1.7	27.3	5.5	2.2	7.6	2.6	23.9
63	OTHER PETROLEUM & COAL PROD.....	14.6	1.8	37.1	4.7	2.2	7.3	5.0	5.6
64	INDUSTRIAL CHEMICALS.....	171.5	0.8	26.7	10.0	3.2	4.9	49.0	27.3
65	FERTILIZERS.....	--	--	--	--	--	--	--	--
66	PHARMACEUTICALS.....	--	--	--	--	--	--	--	--
67	OTHER CHEMICAL PRODUCTS.....	42.7	33.1	7.0	35.9	9.6	31.7	16.5	8.9
68	SCIENTIFIC EQUIPMENT.....	--	14.4	0.1	4.6	5.0	37.2	12.1	--
69	OTHER MANUFACTURED PRODUCTS.....	5.0	2.7	0.4	2.8	2.1	8.8	3.5	11.8
70	RESIDENTIAL CONSTRUCTION.....	--	--	--	--	--	--	--	--
71	NON-RESIDENTIAL CONSTRUCTION.....	--	--	--	--	--	--	--	--
72	REPAIR CONSTRUCTION.....	19.2	4.0	43.4	10.2	10.2	12.5	8.0	9.5
73	PIPELINE TRANSPORTATION.....	14.0	0.6	19.5	5.2	2.0	4.3	2.2	14.8
74	TRANSPORTATION & STORAGE.....	8.4	1.9	9.7	5.9	2.1	32.2	8.7	1.8
75	RADIO & TELEVISION BROADCASTING.....	--	--	--	--	--	--	--	--
76	TELEPHONE & TELEGRAPH.....	15.6	20.6	17.2	24.2	17.8	30.3	26.4	10.1
77	POSTAL SERVICES.....	1.3	19.9	1.0	2.8	2.6	2.9	3.0	0.9
78	ELECTRIC POWER.....	118.2	8.2	99.7	22.6	11.0	29.8	16.1	33.2
79	OTHER UTILITIES.....	12.6	1.0	16.2	4.3	1.8	5.1	2.4	10.5
80	WHOLESALE MARGINS.....	90.5	28.4	157.8	109.1	104.8	122.1	91.3	23.7
81	RETAIL MARGINS.....	0.6	0.4	0.8	1.2	0.5	0.8	0.7	0.7
82	IMPUTED RENT OWNER OCPD DWEL.....	--	--	--	--	--	--	--	--
83	OTHER FINANCE,INS.,REAL ESTATE.....	53.4	44.8	42.5	68.4	56.4	68.6	63.7	26.7
84	BUSINESS SERVICES.....	30.6	42.2	38.5	41.7	39.7	296.2	38.6	15.0
85	EDUCATION SERVICES.....	--	--	--	--	--	--	--	--
86	HEALTH SERVICES.....	--	--	--	--	--	--	--	--
87	AMUSEMENT & RECREATION SERVICES.....	--	--	--	--	--	--	--	--
88	ACCOMMODATION & FOOD SERVICES.....	--	--	--	--	--	--	--	--
89	OTHER PERSONAL & MISC. SERVICES.....	34.2	10.7	17.4	22.1	9.0	11.8	11.3	16.7
90	TRANSPORTATION MARGINS.....	157.8	36.0	179.6	80.6	40.9	109.3	38.4	63.5
91	OPERATING, OFFICE, LAB. & FOOD.....	250.7	42.6	248.5	132.9	61.6	203.0	84.1	122.3
92	TRAVEL, ADVERTISING & PROMOTION.....	44.8	79.5	25.8	72.1	62.6	105.6	80.1	27.6
93	NON-COMPETING IMPORTS.....	2.2	--	--	--	--	0.3	--	--
94	UNALLOCATED IMPORTS & EXPORTS.....	--	--	--	--	--	--	--	--
95	INDIRECT TAXES.....	69.4	17.5	57.6	35.6	25.1	47.5	26.7	43.4
96	SUBSIDIES.....	-0.4	-0.1	-0.2	-1.0	-1.6	-4.8	-1.1	-0.5
	GDP AT FACTOR COST.....	1396.2	1118.0	1824.1	1846.7	1187.2	3076.3	1582.9	875.8
	TOTAL.....	4126.2	2051.5	5562.0	4322.7	2858.8	9213.6	3493.6	1836.8

NOTE: DETAIL MAY NOT ADD DUE TO ROUNDING.



TABLE 29. USE (INPUT) MATRIX (AGGREGATION - M), 1975 (MILLIONS OF 1971 DOLLARS) - CONTINUED

NO.	COMMODITY AGGREGATION - M	PETROLEUM & COAL PROD.IND.	CHEMICAL & CHEMICAL PROD. IND.	MISC MANUFAC-TURING	CONSTR. INDUSTRY	TRANS. & STORAGE	COMMUNI-CATION	ELEC POWER GAS,OTHER UTILITIES	WHOLESALE TRADE
1	GRAINS.....	--	--	--	--	--	--	--	4.4
2	LIVE ANIMALS.....	--	0.3	--	--	--	--	--	0.3
3	OTHER AGRICULTURAL PRODUCTS.....	--	0.1	1.8	7.9	1.7	--	--	0.6
4	FORESTRY PRODUCTS.....	--	0.1	--	8.1	--	--	--	6.6
5	FISH LANDINGS.....	--	--	--	--	--	--	--	--
6	HUNTING & TRAPPING PRODUCTS.....	--	--	0.1	--	--	--	--	--
7	IRON ORES & CONCENTRATES.....	--	0.1	--	--	--	--	--	0.1
8	OTHER METAL ORES & CONCENTRATES.....	--	6.5	19.8	--	--	--	4.3	0.1
9	COAL.....	1.2	1.0	0.1	1.7	0.7	--	66.7	0.1
10	CRUDE MINERAL OILS.....	1725.1	0.5	--	--	3.0	--	--	--
11	NATURAL GAS.....	5.2	21.9	0.6	--	20.4	0.1	23.7	2.1
12	NON-METALLIC MINERALS.....	4.1	57.7	0.6	90.1	3.5	--	--	0.2
13	SERVICES INCIDENTAL TO MINING.....	--	--	--	286.7	--	--	--	--
14	MEAT PRODUCTS.....	--	15.9	0.3	--	--	--	--	0.5
15	DAIRY PRODUCTS.....	--	0.5	--	--	--	--	--	0.3
16	FISH PRODUCTS.....	--	0.3	0.1	--	--	--	--	--
17	FRUITS & VEGETABLES PREPARATIONS.....	--	--	--	--	--	--	--	1.4
18	FEEDS.....	--	2.0	--	--	0.7	--	--	2.1
19	FLOUR,WHEAT,MEAL & OTHER CEREALS.....	--	0.8	--	--	--	--	--	0.6
20	BREAKFAST CEREAL & BAKERY PROD.....	--	--	--	--	--	--	--	--
21	SUGAR.....	--	1.0	--	--	--	--	--	1.2
22	MISC. FOOD PRODUCTS.....	--	22.1	0.7	--	--	--	--	3.8
23	SOFT DRINKS.....	--	--	--	--	--	--	--	--
24	ALCOHOLIC BEVERAGES.....	--	--	--	--	--	--	--	--
25	TOBACCO PROCESSED UNMANUFACTURED.....	--	--	--	--	--	--	--	--
26	CIGARETTES & TOBACCO MFG.....	--	--	--	--	--	--	--	--
27	TIRES & TUBES.....	--	--	0.5	19.4	54.7	0.2	--	0.6
28	OTHER RUBBER PRODUCTS.....	--	1.0	5.2	21.9	5.4	--	--	0.5
29	PLASTIC FABRICATED PRODUCTS.....	0.3	31.3	38.4	147.8	3.0	--	--	21.2
30	LEATHER & LEATHER PRODUCTS.....	--	--	8.2	0.8	--	--	--	0.4
31	YARNS & MAN MADE FIBRES.....	--	1.4	6.3	0.5	--	--	--	0.3
32	FABRICS.....	--	3.5	17.3	6.1	0.8	--	--	1.9
33	OTHER TEXTILE PRODUCTS.....	--	2.6	2.9	90.6	6.6	2.1	--	3.7
34	HOSIERY & KNITTED WEAR.....	--	--	--	--	--	--	--	--
35	CLOTHING & ACCESSORIES.....	--	--	0.6	--	--	--	--	--
36	LUMBER & TIMBER.....	--	--	6.9	213.9	--	--	--	3.6
37	VENEER & PLYWOOD.....	--	0.2	6.9	165.4	--	--	--	2.1
38	OTHER WOOD FABRICATED MATERIALS.....	0.1	2.0	4.1	515.6	--	--	--	14.9
39	FURNITURE & FIXTURES.....	--	0.1	--	16.4	--	--	--	--
40	PULP.....	--	6.2	--	--	--	--	--	--
41	NEWSPRINT & OTHER PAPER STOCK.....	--	2.3	10.3	64.1	0.2	--	--	9.7
42	PAPER PRODUCTS.....	2.0	70.7	26.8	37.8	5.2	--	--	50.8
43	PRINTING & PUBLISHING.....	--	7.7	5.8	--	3.7	15.2	1.1	10.0
44	ADVERTISING,PRINT MEDIA.....	--	--	--	--	--	--	--	--
45	IRON & STEEL PRODUCTS.....	--	0.5	16.7	485.2	11.8	--	--	5.3
46	ALUMINUM PRODUCTS.....	--	8.1	10.3	4.7	0.4	--	--	0.7
47	COPPER & COPPER ALLOY PRODUCTS.....	--	3.9	7.4	24.6	1.8	--	--	0.2
48	NICKEL PRODUCTS.....	--	0.2	0.6	2.0	--	--	--	--
49	OTHER NON FERROUS METAL PRODUCTS.....	0.1	26.1	46.3	7.1	0.5	--	--	0.4
50	BOILERS, TANKS & PLATES.....	--	--	2.6	183.9	3.7	--	--	--
51	FABRICATED STRUCTURAL METAL PROD.....	--	--	0.8	703.9	1.1	--	--	0.4
52	OTHER METAL FABRICATED PRODUCTS.....	13.3	46.9	34.7	796.8	2.5	--	--	35.2
53	AGRICULTURAL MACHINERY.....	--	--	--	--	--	--	--	2.1
54	OTHER INDUSTRIAL MACHINERY.....	0.4	2.8	0.3	191.8	1.9	--	--	3.5
55	MOTOR VEHICLES.....	--	--	--	--	--	--	--	--
56	MOTOR VEHICLE PARTS.....	--	--	0.2	29.7	89.3	--	--	1.0
57	OTHER TRANSPORT EQUIPMENT.....	--	--	--	--	187.4	--	--	--
58	APPLIANCES & RECEIVERS,HOUSEHOLD.....	--	0.2	9.1	11.9	--	2.3	--	1.6
59	OTHER ELECTRICAL PRODUCTS.....	--	--	11.7	695.9	15.9	82.1	--	5.9
60	CEMENT & CONCRETE PRODUCTS.....	0.4	--	--	719.5	--	--	--	--
61	OTHER NON-METALLIC MINERAL PROD.....	--	26.0	7.7	407.1	7.3	--	--	4.7
62	GASOLINE & FUEL OIL.....	0.9	21.8	1.8	85.2	332.6	6.6	39.5	72.0
63	OTHER PETROLEUM & COAL PROD.....	52.7	96.9	0.9	91.6	19.4	0.7	0.6	5.3
64	INDUSTRIAL CHEMICALS.....	5.8	545.5	36.9	12.5	1.2	0.8	--	8.4
65	FERTILIZERS.....	--	17.2	--	--	--	--	--	--
66	PHARMACEUTICALS.....	--	66.9	--	0.4	--	--	--	0.1
67	OTHER CHEMICAL PRODUCTS.....	84.2	120.8	17.6	157.3	5.3	0.2	--	3.3
68	SCIENTIFIC EQUIPMENT.....	--	0.6	110.0	22.5	2.2	8.4	--	1.5
69	OTHER MANUFACTURED PRODUCTS.....	21.6	18.1	40.8	89.9	3.3	0.6	--	2.9
70	RESIDENTIAL CONSTRUCTION.....	--	--	--	--	--	--	--	--
71	NON-RESIDENTIAL CONSTRUCTION.....	--	--	--	--	--	--	--	--
72	REPAIR CONSTRUCTION.....	63.3	18.4	2.6	12.8	272.9	64.5	121.9	9.6
73	PIPELINE TRANSPORTATION.....	194.4	28.3	0.8	0.4	127.0	0.1	25.6	3.5
74	TRANSPORTATION & STORAGE.....	3.8	6.2	1.4	168.9	803.2	73.1	3.7	162.8
75	RADIO & TELEVISION BROADCASTING.....	--	--	--	--	--	16.9	--	--
76	TELEPHONE & TELEGRAPH.....	9.0	29.6	11.4	44.5	163.6	75.5	8.9	167.2
77	POSTAL SERVICES.....	1.3	6.0	3.5	3.4	9.5	30.7	4.2	43.0
78	ELECTRIC POWER.....	22.1	54.9	6.5	10.5	47.4	12.1	18.9	54.6
79	OTHER UTILITIES.....	1.2	30.9	0.9	0.5	4.4	0.3	0.1	2.3
80	WHOLESALE MARGINS.....	8.8	67.4	33.0	788.0	127.4	10.0	6.4	106.1
81	RETAIL MARGINS.....	--	0.6	0.2	88.6	9.5	23.6	0.3	5.9
82	IMPUTED RENT OWNER OCPD. DWEL.....	--	--	--	--	--	--	--	--
83	OTHER FINANCE,INS,REAL ESTATE.....	45.3	83.9	52.8	280.2	267.0	49.5	62.2	416.5
84	BUSINESS SERVICES.....	33.8	67.6	26.0	854.5	106.8	63.3	32.5	191.8
85	EDUCATION SERVICES.....	--	--	--	--	--	--	--	--
86	HEALTH SERVICES.....	--	--	--	--	--	--	--	--
87	AMUSEMENT & RECREATION SERVICES.....	--	--	--	--	--	57.4	--	--
88	ACCOMMODATION & FOOD SERVICES.....	--	--	--	--	37.6	--	--	--
89	OTHER PERSONAL & MISC. SERVICES.....	5.6	35.9	8.9	326.7	261.3	16.6	17.3	65.0
90	TRANSPORTATION MARGINS.....	19.9	95.9	16.3	321.6	38.0	2.4	8.4	15.6
91	OPERATING. OFFICE. LAB & FOOD.....	41.8	132.9	30.9	270.5	355.9	81.6	33.9	158.7
92	TRAVEL. ADVERTISING & PROMOTION.....	47.5	193.7	70.3	95.3	120.9	50.3	14.9	411.1
93	NON-COMPETING IMPORTS.....	--	0.8	0.9	--	--	--	--	--
94	UNALLOCATED IMPORTS & EXPORTS.....	--	--	--	--	--	--	--	--
95	INDIRECT TAXES.....	17.5	51.4	17.0	982.1	499.6	139.2	99.4	211.1
96	SUBSIDIES.....	-1.3	-2.8	-0.3	--	-93.4	-258.8	-34.1	-106.1
	GDP AT FACTOR COST.....	354.8	1227.0	660.1	8475.9	5411.7	3488.7	2614.3	4898.3
	TOTAL.....	2786.5	3390.9	1463.9	19145.8	9367.6	4116.3	3174.6	7115.9

NOTE: DETAIL MAY NOT ADD DUE TO ROUNDING.

TABLE 29. USE (INPUT) MATRIX (AGGREGATION - M), 1975 (MILLIONS OF 1971 DOLLARS) - CONTINUED

NO.	COMMODITY AGGREGATION - M	RETAIL TRADE	OWNER OCCUPIED DWELLINGS	FINANCE, INS & REAL EST.	EDUCATION & HEALTH SERVICES	AMUSEMENT RECREATION SERVICES	SERVICE TO BUSINESS MANAGEMENT	ACCOMODATION, FOOD SERVICES	PERSONAL & MISC. SERVICES
1	GRAINS	--	--	--	--	--	--	--	--
2	LIVE ANIMALS	279.2	--	--	--	--	--	--	--
3	OTHER AGRICULTURAL PRODUCTS	--	--	--	--	0.5	--	72.5	1.3
4	FORESTRY PRODUCTS	--	--	--	--	--	--	--	--
5	FISH LANDINGS	--	--	--	--	--	--	6.3	--
6	HUNTING & TRAPPING PRODUCTS	--	--	--	--	--	--	--	--
7	IRON ORES & CONCENTRATES	--	--	--	0.3	--	--	--	--
8	OTHER METAL ORES & CONCENTRATES	--	--	--	0.3	--	--	--	--
9	COAL	--	--	--	--	--	--	--	--
10	CRUDE MINERAL OILS	--	--	--	--	--	--	--	0.1
11	NATURAL GAS	9.0	--	6.5	0.8	0.1	0.2	2.1	0.1
12	NON-METALLIC MINERALS	--	--	--	--	--	--	1.0	--
13	SERVICES INCIDENTAL TO MINING	--	--	--	--	--	--	--	--
14	MEAT PRODUCTS	1.9	--	--	--	--	--	434.7	--
15	DAIRY PRODUCTS	--	--	--	--	--	--	135.0	--
16	FISH PRODUCTS	--	--	--	--	--	--	36.6	--
17	FRUITS & VEGETABLES PREPARATIONS	--	--	--	--	--	--	51.3	--
18	FEEDS	--	--	--	--	0.2	--	--	--
19	FLOUR,WHEAT,MEAL & OTHER CEREALS	--	--	--	--	--	--	9.2	--
20	BREAKFAST CEREAL & BAKERY PROD.	--	--	--	--	--	--	67.3	--
21	SUGAR	--	--	--	--	--	--	14.5	--
22	MISC. FOOD PRODUCTS	--	--	--	--	--	--	34.6	1.1
23	SOFT DRINKS	--	--	--	--	--	--	18.6	--
24	ALCOHOLIC BEVERAGES	--	--	--	--	--	--	--	--
25	TOBACCO PROCESSED UNMANUFACTURED	--	--	--	--	--	--	--	--
26	CIGARETTES & TOBACCO MFG.	--	--	--	--	--	--	--	--
27	TIRES & TUBES	4.2	--	--	--	--	--	--	--
28	OTHER RUBBER PRODUCTS	6.6	--	--	0.4	--	--	--	2.6
29	PLASTIC FABRICATED PRODUCTS	10.1	--	--	--	--	--	3.2	0.2
30	LEATHER & LEATHER PRODUCTS	--	--	--	--	0.7	--	--	2.4
31	YARNS & MAN MADE FIBRES	--	--	--	--	--	--	--	2.3
32	FABRICS	0.9	--	--	0.2	0.4	--	4.2	8.1
33	OTHER TEXTILE PRODUCTS	1.0	--	--	11.5	0.2	0.4	35.2	1.4
34	HOSIERY & KNITTED WEAR	--	--	--	--	--	--	--	--
35	CLOTHING & ACCESSORIES	11.1	--	--	--	--	--	3.8	--
36	LUMBER & TIMBER	--	--	--	--	--	0.3	--	--
37	VENEER & PLYWOOD	--	--	--	--	--	--	--	--
38	OTHER WOOD FABRICATED MATERIALS	3.9	--	--	--	0.5	--	--	20.2
39	FURNITURE & FIXTURES	--	--	--	0.1	--	--	1.6	--
40	PULP	--	--	--	--	--	--	--	--
41	NEWSPRINT & OTHER PAPER STOCK	8.6	--	--	0.2	--	3.0	--	0.4
42	PAPER PRODUCTS	139.1	--	--	--	--	1.3	57.9	3.1
43	PRINTING & PUBLISHING	10.5	--	29.7	5.5	2.4	2.9	--	--
44	ADVERTISING,PRINT MEDIA	--	--	--	--	--	--	--	--
45	IRON & STEEL PRODUCTS	--	--	--	--	--	--	--	--
46	ALUMINUM PRODUCTS	--	--	--	--	--	--	--	--
47	COPPER & COPPER ALLOY PRODUCTS	--	--	--	--	--	--	--	--
48	NICKEL PRODUCTS	--	--	--	--	--	--	--	--
49	OTHER NON FERROUS METAL PRODUCTS	--	--	--	--	--	--	--	2.8
50	BOILERS, TANKS & PLATES	--	--	--	--	--	--	--	--
51	FABRICATED STRUCTURAL METAL PROD.	--	--	--	--	--	--	--	--
52	OTHER METAL FABRICATED PRODUCTS	15.3	--	--	--	2.0	--	0.7	4.2
53	AGRICULTURAL MACHINERY	--	--	--	--	--	--	--	--
54	OTHER INDUSTRIAL MACHINERY	--	--	--	--	--	--	0.1	--
55	MOTOR VEHICLES	--	--	--	--	--	--	--	--
56	MOTOR VEHICLE PARTS	--	--	--	--	--	--	--	--
57	OTHER TRANSPORT EQUIPMENT	--	--	--	--	--	--	--	--
58	APPLIANCES & RECEIVERS,HOUSEHOLD	--	--	--	0.3	--	--	--	0.4
59	OTHER ELECTRICAL PRODUCTS	--	--	--	0.3	--	--	--	0.1
60	CEMENT & CONCRETE PRODUCTS	--	--	--	--	--	--	--	--
61	OTHER NON-METALLIC MINERAL PROD.	1.9	--	--	0.3	0.1	--	8.3	--
62	GASOLINE & FUEL OIL	58.1	--	23.7	10.5	3.5	11.6	22.7	13.8
63	OTHER PETROLEUM & COAL PROD.	2.4	--	0.3	0.9	0.1	0.7	0.8	2.9
64	INDUSTRIAL CHEMICALS	9.8	--	--	2.1	0.2	--	0.1	10.8
65	FERTILIZERS	--	--	--	--	--	--	0.1	--
66	PHARMACEUTICALS	--	--	--	18.2	--	--	--	--
67	OTHER CHEMICAL PRODUCTS	--	--	--	0.3	--	0.4	1.3	43.9
68	SCIENTIFIC EQUIPMENT	0.6	--	--	39.5	11.6	1.8	--	19.3
69	OTHER MANUFACTURED PRODUCTS	4.0	--	--	7.2	29.3	0.9	3.3	1.5
70	RESIDENTIAL CONSTRUCTION	--	--	--	--	--	--	--	--
71	NON-RESIDENTIAL CONSTRUCTION	--	--	--	--	--	--	--	--
72	REPAIR CONSTRUCTION	44.2	944.8	520.6	3.0	7.1	1.9	13.6	1.4
73	PIPELINE TRANSPORTATION	11.2	--	8.0	1.0	0.1	0.2	2.8	0.1
74	TRANSPORTATION & STORAGE	95.7	--	3.9	5.5	5.1	10.6	13.0	5.9
75	RADIO & TELEVISION BROADCASTING	--	--	--	--	--	--	4.5	--
76	TELEPHONE & TELEGRAPH	129.3	--	293.7	76.7	9.2	99.2	47.1	10.9
77	POSTAL SERVICES	115.8	--	62.8	9.7	1.3	13.7	1.3	1.6
78	ELECTRIC POWER	183.3	--	86.5	6.5	12.7	10.1	47.2	13.7
79	OTHER UTILITIES	20.9	--	20.3	2.4	0.2	0.3	6.0	0.5
80	WHOLESALE MARGINS	34.5	--	6.9	13.3	5.3	3.7	66.7	17.1
81	RETAIL MARGINS	8.5	--	4.0	13.8	46.5	4.3	14.0	5.0
82	IMPUTED RENT OWNER OCPD. DWEL.	--	--	--	--	--	--	--	--
83	OTHER FINANCE,INS,REAL ESTATE	800.3	71.6	1449.9	96.8	107.6	261.2	223.8	66.9
84	BUSINESS SERVICES	152.4	--	451.8	40.5	21.0	240.1	52.4	9.2
85	EDUCATION SERVICES	--	--	--	--	--	--	--	--
86	HEALTH SERVICES	--	--	8.1	0.5	--	--	--	--
87	AMUSEMENT & RECREATION SERVICES	--	--	--	0.2	74.3	4.0	36.4	--
88	ACCOMMODATION & FOOD SERVICES	--	--	--	--	--	--	4.0	--
89	OTHER PERSONAL & MISC. SERVICES	69.9	--	89.0	37.2	22.1	76.2	44.2	19.3
90	TRANSPORTATION MARGINS	15.4	--	2.4	3.2	2.3	1.3	30.6	7.1
91	OPERATING, OFFICE, LAB. & FOOD	201.1	--	450.2	155.9	95.6	300.1	185.0	100.9
92	TRAVEL, ADVERTISING & PROMOTION	394.7	--	367.0	28.8	83.9	159.2	95.5	23.3
93	NON-COMPETING IMPORTS	2.3	--	--	--	--	--	7.6	--
94	UNALLOCATED IMPORTS & EXPORTS	--	--	--	--	--	--	--	--
95	INDIRECT TAXES	329.0	1738.2	1695.9	28.3	30.4	55.6	121.7	38.8
96	SUBSIDIES	-1.9	-88.0	-104.7	--	--	--	--	--
	GDP AT FACTOR COST	7226.3	3834.9	7977.8	2046.3	594.1	3657.7	2524.6	919.3
	TOTAL	10411.2	6501.5	13454.6	2668.7	1170.7	4922.7	4568.8	1384.5

NOTE: DETAIL MAY NOT ADD DUE TO ROUNDING.

TABLE 29. USE (INPUT) MATRIX (AGGREGATION - M), 1975 (MILLIONS OF 1971 DOLLARS) - CONCLUDED

NO	COMMODITY AGGREGATION - M	TRANS. MARGINS	OPERATING OFFICE LAB & FOOD	TRAVEL PROMOTION ADVTG.	TOTAL INDUSTRIES
1	GRAINS	--	--	--	385.3
2	LIVE ANIMALS	--	3.7	--	1920.0
3	OTHER AGRICULTURAL PRODUCTS	--	34.7	--	1402.9
4	FORESTRY PRODUCTS	--	--	--	1373.3
5	FISH LANDINGS	--	1.7	--	139.3
6	HUNTING & TRAPPING PRODUCTS	--	--	--	24.2
7	IRON ORES & CONCENTRATES	--	--	--	183.8
8	OTHER METAL ORES & CONCENTRATES	--	--	--	1228.1
9	COAL	--	--	--	221.4
10	CRUDE MINERAL OILS	--	--	--	1733.4
11	NATURAL GAS	--	--	--	162.4
12	NON-METALLIC MINERALS	--	0.2	--	336.9
13	SERVICES INCIDENTAL TO MINING	--	--	--	619.1
14	MEAT PRODUCTS	--	98.4	--	1219.1
15	DAIRY PRODUCTS	--	49.6	--	402.0
16	FISH PRODUCTS	--	4.2	--	76.0
17	FRUITS & VEGETABLES PREPARATIONS	--	25.3	--	157.0
18	FEEDS	--	--	--	813.0
19	FLOUR,WHEAT,MEAL & OTHER CEREALS	--	3.9	--	133.1
20	BREAKFAST CEREAL & BAKERY PROD.	--	33.7	--	106.0
21	SUGAR	--	5.2	--	154.0
22	MISC. FOOD PRODUCTS	--	18.5	--	407.8
23	SOFT DRINKS	--	12.0	--	67.3
24	ALCOHOLIC BEVERAGES	--	--	37.3	63.4
25	TOBACCO PROCESSED UNMANUFACTURED	--	--	--	116.8
26	CIGARETTES & TOBACCO MFG.	--	--	--	1.8
27	TIRES & TUBES	--	165.0	1.9	454.6
28	OTHER RUBBER PRODUCTS	--	31.6	0.8	244.9
29	PLASTIC FABRICATED PRODUCTS	--	114.3	--	601.7
30	LEATHER & LEATHER PRODUCTS	--	11.4	--	143.9
31	YARNS & MAN MADE FIBRES	--	--	--	548.4
32	FABRICS	--	--	--	963.4
33	OTHER TEXTILE PRODUCTS	--	41.3	--	398.3
34	HOSIERY & KNITTED WEAR	--	--	--	1.4
35	CLOTHING & ACCESSORIES	--	27.6	--	197.0
36	LUMBER & TIMBER	--	6.1	--	507.6
37	VENEER & PLYWOOD	--	--	--	292.7
38	OTHER WOOD FABRICATED MATERIALS	--	0.8	--	906.6
39	FURNITURE & FIXTURES	--	--	--	62.4
40	PULP	--	--	--	113.9
41	NEWSPRINT & OTHER PAPER STOCK	--	4.6	--	966.8
42	PAPER PRODUCTS	--	262.1	1.6	1264.7
43	PRINTING & PUBLISHING	--	479.6	199.7	962.1
44	ADVERTISING,PRINT MEDIA	--	--	615.0	615.0
45	IRON & STEEL PRODUCTS	--	11.0	--	2607.6
46	ALUMINUM PRODUCTS	--	--	--	531.2
47	COPPER & COPPER ALLOY PRODUCTS	--	5.1	--	559.2
48	NICKEL PRODUCTS	--	--	--	60.1
49	OTHER NON FERROUS METAL PRODUCTS	--	4.8	--	447.9
50	BOILERS, TANKS & PLATES	--	8.0	--	253.3
51	FABRICATED STRUCTURAL METAL PROD.	--	--	--	941.4
52	OTHER METAL FABRICATED PRODUCTS	--	422.1	--	2745.0
53	AGRICULTURAL MACHINERY	--	8.7	--	123.0
54	OTHER INDUSTRIAL MACHINERY	--	853.7	--	1797.6
55	MOTOR VEHICLES	--	--	--	16.2
56	MOTOR VEHICLE PARTS	--	343.3	32.5	3640.4
57	OTHER TRANSPORT EQUIPMENT	--	1.8	--	453.8
58	APPLIANCES & RECEIVERS,HOUSEHOLD	--	8.2	--	191.8
59	OTHER ELECTRICAL PRODUCTS	--	259.7	3.4	1848.6
60	CEMENT & CONCRETE PRODUCTS	--	--	--	890.2
61	OTHER NON-METALLIC MINERAL PROD.	--	34.9	--	980.5
62	GASOLINE & FUEL OIL	--	--	65.8	1235.4
63	OTHER PETROLEUM & COAL PROD.	--	4.9	2.1	410.3
64	INDUSTRIAL CHEMICALS	--	84.3	--	1550.2
65	FERTILIZERS	--	3.7	--	117.6
66	PHARMACEUTICALS	--	11.7	--	122.2
67	OTHER CHEMICAL PRODUCTS	--	191.9	1.9	1105.9
68	SCIENTIFIC EQUIPMENT	--	189.6	--	482.1
69	OTHER MANUFACTURED PRODUCTS	--	43.2	63.3	489.6
70	RESIDENTIAL CONSTRUCTION	--	--	--	--
71	NON-RESIDENTIAL CONSTRUCTION	--	--	--	--
72	REPAIR CONSTRUCTION	--	--	--	2612.1
73	PIPELINE TRANSPORTATION	--	--	0.3	495.5
74	TRANSPORTATION & STORAGE	3898.6	--	688.0	6310.0
75	RADIO & TELEVISION BROADCASTING	--	--	383.1	404.5
76	TELEPHONE & TELEGRAPH	--	--	--	1472.3
77	POSTAL SERVICES	--	--	--	360.7
78	ELECTRIC POWER	--	--	--	1256.2
79	OTHER UTILITIES	--	--	--	183.3
80	WHOLESALE MARGINS	--	772.8	48.9	3597.9
81	RETAIL MARGINS	--	226.8	45.9	548.8
82	IMPUTED RENT OWNER OCPD. DWEL.	--	--	--	--
83	OTHER FINANCE,INS,REAL ESTATE	--	--	--	5925.0
84	BUSINESS SERVICES	--	--	372.8	3674.0
85	EDUCATION SERVICES	--	--	--	--
86	HEALTH SERVICES	--	--	--	8.6
87	AMUSEMENT & RECREATION SERVICES	--	--	35.2	207.5
88	ACCOMMODATION & FOOD SERVICES	--	--	706.3	748.0
89	OTHER PERSONAL & MISC. SERVICES	--	1147.2	83.9	2666.5
90	TRANSPORTATION MARGINS	--	161.6	15.3	1977.9
91	OPERATING, OFFICE, LAB & FOOD	--	--	--	5148.4
92	TRAVEL, ADVERTISING & PROMOTION	--	--	--	3267.5
93	NON-COMPETING IMPORTS	--	3.6	--	279.8
94	UNALLOCATED IMPORTS & EXPORTS	--	80.7	190.4	271.1
95	INDIRECT TAXES	--	539.8	259.3	7890.7
96	SUBSIDIES	--	--	--	-928.8
	GDP AT FACTOR COST	--	--	--	81753.9
	<b>TOTAL</b>	<b>3898.6</b>	<b>6858.3</b>	<b>3854.7</b>	<b>176425.1</b>

NOTE: DETAIL MAY NOT ADD DUE TO ROUNDING.

TABLE 30. FINAL DEMAND MATRIX (AGGREGATION - M), 1975 (MILLIONS OF 1971 DOLLARS)

NO	COMMODITY AGGREGATION - M	CE, AUTOS REPAIRS & PARTS	CE, OTHER DURABLE	CE, CLOTHING & FOOTWEAR	CE, OTHER SEMI- DURABLE	CE, FOOD, BEVERAGE & TOBACCO	CE, FUEL & ELECTRICITY	CE, GAS, OIL & GREASE	CE, OTHER NON DURABLE
1	GRAINS	..	..	..	..	..	..	..	..
2	LIVE ANIMALS	..	..	..	14.7	81.7	..	..	..
3	OTHER AGRICULTURAL PRODUCTS	..	..	..	..	619.7	..	..	..
4	FORESTRY PRODUCTS	..	..	..	..	..	32.0	..	114.2
5	FISH LANDINGS	..	..	..	..	11.4	..	..	..
6	HUNTING & TRAPPING PRODUCTS	..	..	..	..	..	..	..	..
7	IRON ORES & CONCENTRATES	..	..	..	..	..	..	..	..
8	OTHER METAL ORES & CONCENTRATES	..	..	..	..	..	..	..	..
9	COAL	..	..	..	..	..	1.8	..	..
10	CRUDE MINERAL OILS	..	..	..	..	..	..	..	..
11	NATURAL GAS	..	..	..	..	..	54.1	..	..
12	NON-METALLIC MINERALS	..	..	..	1.5	8.8	..	..	1.8
13	SERVICES INCIDENTAL TO MINING	..	..	..	..	..	..	..	..
14	MEAT PRODUCTS	..	..	..	..	1990.3	..	..	..
15	DAIRY PRODUCTS	..	..	..	..	1049.2	..	..	..
16	FISH PRODUCTS	..	..	..	..	89.0	..	..	..
17	FRUITS & VEGETABLES PREPARATIONS	..	..	..	..	672.1	..	..	..
18	FEEDS	..	..	..	..	98.6	..	..	..
19	FLOUR,WHEAT,MEAL & OTHER CEREALS	..	..	..	..	32.5	..	..	..
20	BREAKFAST CEREAL & BAKERY PROD.	..	..	..	..	637.7	..	..	..
21	SUGAR	..	..	..	..	56.8	..	..	..
22	MISC FOOD PRODUCTS	..	..	..	..	847.9	..	..	..
23	SOFT DRINKS	..	..	..	..	321.0	..	..	..
24	ALCOHOLIC BEVERAGES	..	..	..	..	910.1	..	..	..
25	TOBACCO PROCESSED UNMANUFACTURED	..	..	..	..	..	..	..	..
26	CIGARETTES & TOBACCO MFG	..	..	..	..	453.4	..	..	..
27	TIRES & TUBES	154.0	..	..	..	..	..	..	..
28	OTHER RUBBER PRODUCTS	2.2	3.1	53.7	14.9	..	..	..	3.8
29	PLASTIC FABRICATED PRODUCTS	..	2.1	..	42.8	..	..	..	38.2
30	LEATHER & LEATHER PRODUCTS	..	..	414.5	52.7	..	..	..	..
31	YARNS & MAN MADE FIBRES	..	..	..	34.6	..	..	..	..
32	FABRICS	..	..	..	139.7	..	..	..	..
33	OTHER TEXTILE PRODUCTS	..	275.8	..	210.2	..	..	..	55.3
34	HOSIERY & KNITTED WEAR	..	..	746.9	..	..	..	..	..
35	CLOTHING & ACCESSORIES	..	..	1653.7	..	..	..	..	..
36	LUMBER & TIMBER	..	..	..	..	31.6	..	..	..
37	VENEER & PLYWOOD	..	..	..	..	22.6	..	..	..
38	OTHER WOOD FABRICATED MATERIALS	..	29.5	..	6.6	..	0.7	..	..
39	FURNITURE & FIXTURES	..	732.2	..	31.0	..	..	..	..
40	PULP	..	..	..	..	..	..	..	..
41	NEWSPRINT & OTHER PAPER STOCK	..	..	..	2.5	..	..	..	1.1
42	PAPER PRODUCTS	..	..	..	24.6	0.2	..	..	285.6
43	PRINTING & PUBLISHING	..	..	..	560.2	..	..	..	..
44	ADVERTISING,PRINT MEDIA	..	..	..	..	..	..	..	..
45	IRON & STEEL PRODUCTS	..	..	..	..	..	..	..	..
46	ALUMINUM PRODUCTS	..	..	..	..	..	..	..	..
47	COPPER & COPPER ALLOY PRODUCTS	..	..	..	..	..	..	..	..
48	NICKEL PRODUCTS	..	..	..	..	..	..	..	..
49	OTHER NON-FERROUS METAL PRODUCTS	..	..	..	1.7	..	..	..	..
50	BOILERS, TANKS & PLATES	..	..	..	..	..	..	..	..
51	FABRICATED STRUCTURAL METAL PROD	..	..	..	1.8	..	..	..	..
52	OTHER METAL FABRICATED PRODUCTS	..	54.8	..	200.4	..	..	..	13.2
53	AGRICULTURAL MACHINERY	..	28.9	..	..	..	..	..	..
54	OTHER INDUSTRIAL MACHINERY	..	63.1	..	31.2	..	..	..	..
55	MOTOR VEHICLES	2926.3	272.9	..	..	..	..	..	..
56	MOTOR VEHICLE PARTS	228.0	..	..	..	..	..	..	..
57	OTHER TRANSPORT EQUIPMENT	..	174.9	..	..	..	..	..	..
58	APPLIANCES & RECEIVERS,HOUSEHOLD	..	1259.7	..	..	..	..	..	..
59	OTHER ELECTRICAL PRODUCTS	22.3	40.9	..	100.1	..	..	..	..
60	CEMENT & CONCRETE PRODUCTS	..	..	..	6.4	..	..	..	..
61	OTHER NON-METALLIC MINERAL PROD.	..	..	..	123.1	..	..	..	..
62	GASOLINE & FUEL OIL	..	..	..	..	..	385.4	546.1	..
63	OTHER PETROLEUM & COAL PROD.	..	..	..	0.4	..	13.9	33.0	1.2
64	INDUSTRIAL CHEMICALS	..	1.0	..	..	0.1	..	..	2.4
65	FERTILIZERS	..	..	..	..	..	..	..	4.6
66	PHARMACEUTICALS	..	..	..	..	..	..	..	361.9
67	OTHER CHEMICAL PRODUCTS	..	19.3	..	57.6	16.7	..	9.7	534.8
68	SCIENTIFIC EQUIPMENT	..	219.5	..	72.8	..	..	..	63.6
69	OTHER MANUFACTURED PRODUCTS	..	510.3	..	234.5	0.4	..	..	29.9
70	RESIDENTIAL CONSTRUCTION	..	..	..	..	..	..	..	..
71	NON-RESIDENTIAL CONSTRUCTION	..	..	..	..	..	..	..	..
72	REPAIR CONSTRUCTION	..	..	..	..	..	..	..	..
73	PIPELINE TRANSPORTATION	..	..	..	..	..	62.3	2.7	..
74	TRANSPORTATION & STORAGE	..	..	..	..	..	..	..	..
75	RADIO & TELEVISION BROADCASTING	..	..	..	..	..	..	..	..
76	TELEPHONE & TELEGRAPH	..	..	..	..	..	..	..	..
77	POSTAL SERVICES	..	..	..	..	..	..	..	..
78	ELECTRIC POWER	..	..	..	..	..	1022.3	..	..
79	OTHER UTILITIES	..	..	..	..	..	225.7	..	..
80	WHOLESALE MARGINS	533.5	366.1	193.7	229.9	520.1	296.2	248.5	188.9
81	RETAIL MARGINS	903.0	1264.4	1699.0	739.8	2008.9	8.1	406.1	672.5
82	IMPUTED RENT OWNER OCPD, DWEL	..	..	..	..	..	..	..	..
83	OTHER FINANCE,INS,REAL ESTATE	..	..	..	..	..	..	..	..
84	BUSINESS SERVICES	..	..	..	..	..	..	..	..
85	EDUCATION SERVICES	..	..	..	..	..	..	..	..
86	HEALTH SERVICES	..	..	..	..	..	..	..	..
87	AMUSEMENT & RECREATION SERVICES	..	..	..	..	..	..	..	..
88	ACCOMMODATION & FOOD SERVICES	..	..	..	..	..	..	..	..
89	OTHER PERSONAL & MISC. SERVICES	692.1	146.4	37.5	23.6	..	..	..	..
90	TRANSPORTATION MARGINS	72.4	85.7	93.4	72.3	259.9	22.8	46.2	51.0
91	OPERATING, OFFICE, LAB. & FOOD	..	..	..	..	..	..	..	..
92	TRAVEL, ADVERTISING & PROMOTION	..	..	..	..	..	..	..	..
93	NON-COMPETING IMPORTS	..	..	..	..	111.5	..	..	..
94	UNALLOCATED IMPORTS & EXPORTS	..	..	..	..	..	..	..	..
95	INDIRECT TAXES	625.1	744.8	547.2	317.7	2672.0	80.4	749.1	248.3
96	SUBSIDIES	..	..	..	..	..	..	..	..
97	WAGES & SALARIES	..	..	..	..	..	..	..	..
98	SUPPLEMENTARY LABOUR INCOME	..	..	..	..	..	..	..	..
99	NET INCOME,UNINC. BUSINESS	..	..	..	..	..	..	..	..
100	OTHER OPERATING SURPLUS	..	..	..	..	..	..	..	..
	TOTAL	6159.0	6295.1	5439.5	3403.8	13469.9	2205.7	2041.3	2672.3

NOTE: DETAIL MAY NOT ADD DUE TO ROUNDING AND SUPPRESSION OF CONFIDENTIAL COMMODITIES.

TABLE 30. FINAL DEMAND MATRIX (AGGREGATION - M), 1975 (MILLIONS OF 1971 DOLLARS) - CONTINUED

NO.	COMMODITY AGGREGATION - M	CE, GROSS RENT	CE, MEDICAL & HOSPITAL	CE, TRANSPRT & COMMUNICAT	CE, EXP RESTAURANT & HOTELS	CE, NET EXPEND. ABROAD	CE, OTHER SERVICES	CON MANU-FACTURING	CON MINING QUARRYING OIL WELLS
1	GRAINS	..	..	..	..	..	..	..	..
2	LIVE ANIMALS	..	..	..	..	..	..	..	..
3	OTHER AGRICULTURAL PRODUCTS	..	21.2	..	..	..	..	..	..
4	FORESTRY PRODUCTS	..	..	..	..	..	..	..	..
5	FISH LANDINGS	..	..	..	..	..	..	..	..
6	HUNTING & TRAPPING PRODUCTS	..	..	..	..	..	..	..	..
7	IRON ORES & CONCENTRATES	..	..	..	..	..	..	..	..
8	OTHER METAL ORES & CONCENTRATES	..	..	..	..	..	..	..	..
9	COAL	..	..	..	..	..	0.2	..	..
10	CRUDE MINERAL OILS	..	..	..	..	..	..	..	..
11	NATURAL GAS	..	..	..	..	..	4.2	..	..
12	NON-METALLIC MINERALS	..	..	..	..	..	..	..	..
13	SERVICES INCIDENTAL TO MINING	..	..	..	..	..	..	..	..
14	MEAT PRODUCTS	..	..	..	..	..	..	..	..
15	DAIRY PRODUCTS	..	..	..	..	..	..	..	..
16	FISH PRODUCTS	..	..	..	..	..	..	..	..
17	FRUITS & VEGETABLES PREPARATIONS	..	..	..	..	..	..	..	..
18	FEEDS	..	..	..	..	..	..	..	..
19	FLOUR,WHEAT,MEAL & OTHER CERFALS	..	..	..	..	..	..	..	..
20	BREAKFAST CEREAL & BAKERY PROD.	..	..	..	..	..	..	..	..
21	SUGAR	..	..	..	..	..	..	..	..
22	MISC. FOOD PRODUCTS	..	..	..	..	..	..	..	..
23	SOFT DRINKS	..	..	..	..	..	..	..	..
24	ALCOHOLIC BEVERAGES	..	..	..	..	..	..	..	..
25	TOBACCO PROCESSED UNMANUFACTURED	..	..	..	..	..	..	..	..
26	CIGARETTES & TOBACCO MFG.	..	..	..	..	..	..	..	..
27	TIRES & TUBES	..	..	..	..	..	..	..	..
28	OTHER RUBBER PRODUCTS	..	..	..	..	..	..	..	..
29	PLASTIC FABRICATED PRODUCTS	..	..	..	..	..	..	..	..
30	LEATHER & LEATHER PRODUCTS	..	..	..	..	..	..	..	..
31	YARNS & MAN MADE FIBRES	..	..	..	..	..	..	..	..
32	FABRICS	..	..	..	..	..	..	..	..
33	OTHER TEXTILE PRODUCTS	..	..	..	..	..	6.8	..	..
34	HOSIERY & KNITTED WEAR	..	..	..	..	..	..	..	..
35	CLOTHING & ACCESSORIES	..	..	..	..	..	..	..	..
36	LUMBER & TIMBER	..	..	..	..	..	..	..	..
37	VEENEER & PLYWOOD	..	..	..	..	..	..	..	..
38	OTHER WOOD FABRICATED MATERIALS	..	..	..	..	..	..	..	..
39	FURNITURE & FIXTURES	..	..	..	..	..	..	..	..
40	PULP	..	..	..	..	..	..	..	..
41	NEWSPRINT & OTHER PAPER STOCK	..	..	..	..	..	..	..	..
42	PAPER PRODUCTS	..	..	..	..	..	..	..	..
43	PRINTING & PUBLISHING	..	..	..	..	..	30.3	..	..
44	ADVERTISING,PRINT MEDIA	..	..	..	..	..	..	..	..
45	IRON & STEEL PRODUCTS	..	..	..	..	..	..	..	..
46	ALUMINUM PRODUCTS	..	..	..	..	..	..	..	..
47	COPPER & COPPER ALLOY PRODUCTS	..	..	..	..	..	..	..	..
48	NICKEL PRODUCTS	..	..	..	..	..	..	..	..
49	OTHER NON FERROUS METAL PRODUCTS	..	..	..	..	..	..	..	..
50	BOILERS, TANKS & PLATES	..	..	..	..	..	..	..	..
51	FABRICATED STRUCTURAL METAL PROD.	..	..	..	..	..	..	..	..
52	OTHER METAL FABRICATED PRODUCTS	..	..	..	..	..	..	..	..
53	AGRICULTURAL MACHINERY	..	..	..	..	..	..	..	..
54	OTHER INDUSTRIAL MACHINERY	..	..	..	..	..	..	..	..
55	MOTOR VEHICLES	..	..	..	..	..	..	..	..
56	MOTOR VEHICLE PARTS	..	..	..	..	..	..	..	..
57	OTHER TRANSPORT EQUIPMENT	..	..	..	..	..	..	..	..
58	APPLIANCES & RECEIVERS,HOUSEHOLD	..	..	..	..	..	..	..	..
59	OTHER ELECTRICAL PRODUCTS	..	..	..	..	..	..	..	..
60	CEMENT & CONCRETE PRODUCTS	..	..	..	..	..	..	..	..
61	OTHER NON-METALLIC MINERAL PROD.	..	..	..	..	..	..	..	..
62	GASOLINE & FUEL OIL	..	..	..	..	..	19.0	..	..
63	OTHER PETROLEUM & COAL PROD.	..	..	..	..	..	0.4	..	..
64	INDUSTRIAL CHEMICALS	..	..	..	..	..	..	..	..
65	FERTILIZERS	..	..	..	..	..	..	..	..
66	PHARMACEUTICALS	..	..	..	..	..	0.1	..	..
67	OTHER CHEMICAL PRODUCTS	..	..	..	..	..	..	..	..
68	SCIENTIFIC EQUIPMENT	..	..	..	..	..	..	..	..
69	OTHER MANUFACTURED PRODUCTS	..	..	..	..	..	9.9	..	..
70	RESIDENTIAL CONSTRUCTION	..	..	..	..	..	..	..	..
71	NON-RESIDENTIAL CONSTRUCTION	..	..	..	..	..	..	1025.4	1294.6
72	REPAIR CONSTRUCTION	..	..	..	..	..	32.0	..	..
73	PIPELINE TRANSPORTATION	..	..	..	..	..	4.7	..	..
74	TRANSPORTATION & STORAGE	..	..	1444.7	..	..	22.8	..	..
75	RADIO & TELEVISION BROADCASTING	..	..	..	..	..	129.2	..	..
76	TELEPHONE & TELEGRAPH	..	..	1133.3	..	..	29.1	..	..
77	POSTAL SERVICES	..	..	86.4	..	..	15.4	..	..
78	ELECTRIC POWER	..	..	..	..	..	42.6	..	..
79	OTHER UTILITIES	321.3	..	..	..	..	17.0	..	..
80	WHOLESALE MARGINS	..	..	..	..	..	12.3	..	..
81	RETAIL MARGINS	..	..	..	..	..	17.9	..	..
82	IMPUTED RENT OWNER OCPD. DWEL	6501.5	..	..	..	..	..	..	..
83	OTHER FINANCE,INS.,REAL ESTATE	3364.8	165.7	451.7	..	..	2992.9	..	..
84	BUSINESS SERVICES	..	..	13.0	..	..	357.7	..	..
85	EDUCATION SERVICES	..	..	..	..	..	369.5	..	..
86	HEALTH SERVICES	..	1062.5	..	..	..	0.1	..	..
87	AMUSEMENT & RECREATION SERVICES	..	..	..	..	..	1021.9	..	..
88	ACCOMMODATION & FOOD SERVICES	..	..	..	4088.9	..	47.3	..	..
89	OTHER PERSONAL & MISC. SERVICES	154.3	..	85.6	..	..	1024.1	..	..
90	TRANSPORTATION MARGINS	..	..	..	..	..	3.3	..	..
91	OPERATING, OFFICE, LAB. & FOOD	..	..	..	..	..	247.1	..	..
92	TRAVEL, ADVERTISING & PROMOTION	..	..	..	..	..	116.2	..	..
93	NON-COMPETING IMPORTS	..	..	..	..	..	..	..	..
94	UNALLOCATED IMPORTS & EXPORTS	..	..	..	..	562.7	..	..	..
95	INDIRECT TAXES	1.3	..	52.6	149.9	..	148.3	..	..
96	SUBSIDIES	..	..	..	..	..	..	..	..
97	WAGES & SALARIES	..	..	..	..	..	2089.3	..	..
98	SUPPLEMENTARY LABOUR INCOME	..	..	..	..	..	137.6	..	..
99	NET INCOME,UNINC. BUSINESS	..	..	..	..	..	..	..	..
100	OTHER OPERATING SURPLUS	..	..	..	..	..	170.0	..	..
	<b>TOTAL</b>	<b>10343.3</b>	<b>1249.4</b>	<b>3257.2</b>	<b>4238.8</b>	<b>562.7</b>	<b>9023.7</b>	<b>1025.4</b>	<b>1294.6</b>

NOTE: DETAIL MAY NOT ADD DUE TO ROUNDING AND SUPPRESSION OF CONFIDENTIAL COMMODITIES.

TABLE 30. FINAL DEMAND MATRIX (AGGREGATION - M), 1975 (MILLIONS OF 1971 DOLLARS) - CONTINUED

NO.	COMMODITY AGGREGATION - M	CON HOUSING & COMMISSION	CON OTHER BUSINESS	CON GOVERNMENT	M&E MANU-FACTURING	M&E MINING QUARRYING OIL WELLS	M&E OTHER BUSINESS	M&E GOVERNMENT	INVEN-TORIES
1	GRAINS	..	..	..	..	..	..	..	58.0
2	LIVE ANIMALS	..	..	..	..	..	..	..	-25.0
3	OTHER AGRICULTURAL PRODUCTS	..	..	..	..	..	..	..	83.2
4	FORESTRY PRODUCTS	..	..	..	..	..	..	..	31.9
5	FISH LANDINGS	..	..	..	..	..	..	..	0.5
6	HUNTING & TRAPPING PRODUCTS	..	..	..	..	..	..	..	..
7	IRON ORES & CONCENTRATES	..	..	..	..	..	..	..	60.0
8	OTHER METAL ORES & CONCENTRATES	..	..	..	..	..	..	..	11.3
9	COAL	..	..	..	..	..	..	..	61.1
10	CRUDE MINERAL OILS	..	..	..	..	..	..	..	-8.7
11	NATURAL GAS	..	..	..	..	..	..	..	9.5
12	NON-METALLIC MINERALS	..	..	..	..	..	..	..	36.1
13	SERVICES INCIDENTAL TO MINING	..	..	..	..	..	..	..	..
14	MEAT PRODUCTS	..	..	..	..	..	..	..	-30.2
15	DAIRY PRODUCTS	..	..	..	..	..	..	..	7.3
16	FISH PRODUCTS	..	..	..	..	..	..	..	-20.9
17	FRUITS & VEGETABLES PREPARATIONS	..	..	..	..	..	..	..	-2.6
18	FEEDS	..	..	..	..	..	..	..	-3.4
19	FLOUR,WHEAT,MEAL & OTHER CEREALS	..	..	..	..	..	..	..	-1.2
20	BREAKFAST CEREAL & BAKERY PROD.	..	..	..	..	..	..	..	-2.9
21	SUGAR	..	..	..	..	..	..	..	-4.2
22	MISC FOOD PRODUCTS	..	..	..	..	..	..	..	9.5
23	SOFT DRINKS	..	..	..	..	..	..	..	2.6
24	ALCOHOLIC BEVERAGES	..	..	..	..	..	..	..	-46.2
25	TOBACCO PROCESSED UNMANUFACTURED	..	..	..	..	..	..	..	9.9
26	CIGARETTES & TOBACCO MFG.	..	..	..	..	..	..	..	-10.9
27	TIRES & TUBES	..	..	..	..	..	1.3	..	10.2
28	OTHER RUBBER PRODUCTS	..	..	..	1.2	2.6	6.7	2.9	-6.8
29	PLASTIC FABRICATED PRODUCTS	..	..	..	..	..	..	..	-27.8
30	LEATHER & LEATHER PRODUCTS	..	..	..	..	..	..	..	-14.4
31	YARNS & MAN MADE FIBRES	..	..	..	..	..	..	..	8.3
32	FABRICS	..	..	..	..	..	..	..	-21.4
33	OTHER TEXTILE PRODUCTS	..	..	..	2.4	..	7.4	1.4	-4.7
34	HOSIERY & KNITTED WEAR	..	..	..	..	..	..	..	-16.1
35	CLOTHING & ACCESSORIES	..	..	..	..	..	..	..	-73.9
36	LUMBER & TIMBER	..	..	..	..	..	..	..	27.4
37	VENEER & PLYWOOD	..	..	..	..	..	..	..	17.1
38	OTHER WOOD FABRICATED MATERIALS	..	..	..	9.9	..	6.0	0.3	85.1
39	FURNITURE & FIXTURES	..	..	..	54.9	3.6	120.7	55.6	-30.6
40	PULP	..	..	..	..	..	..	..	20.7
41	NEWSPRINT & OTHER PAPER STOCK	..	..	..	..	..	..	..	-21.0
42	PAPER PRODUCTS	..	..	..	..	..	..	..	-42.8
43	PRINTING & PUBLISHING	..	..	..	..	..	..	..	-5.7
44	ADVERTISING,PRINT MEDIA	..	..	..	..	..	..	..	..
45	IRON & STEEL PRODUCTS	..	..	..	..	..	..	..	88.8
46	ALUMINUM PRODUCTS	..	..	..	..	..	..	..	39.7
47	COPPER & COPPER ALLOY PRODUCTS	..	..	..	..	..	..	..	-35.5
48	NICKEL PRODUCTS	..	..	..	..	..	..	..	58.9
49	OTHER NON FERROUS METAL PRODUCTS	..	..	..	..	..	..	..	0.4
50	BOILERS, TANKS & PLATES	..	..	..	68.3	0.4	17.1	2.8	13.9
51	FABRICATED STRUCTURAL METAL PROD.	..	..	..	0.2	..	1.1	0.8	47.1
52	OTHER METAL FABRICATED PRODUCTS	..	..	..	46.4	4.3	62.0	23.6	-4.7
53	AGRICULTURAL MACHINERY	..	..	..	0.1	..	801.2	5.7	52.8
54	OTHER INDUSTRIAL MACHINERY	..	..	..	1264.5	204.1	707.1	69.5	153.6
55	MOTOR VEHICLES	158.9	..	..	351.4	56.4	1105.1	146.2	-169.4
56	MOTOR VEHICLE PARTS	..	..	..	22.1	4.0	60.0	3.6	-23.3
57	OTHER TRANSPORT EQUIPMENT	..	..	..	36.3	26.5	557.9	67.9	43.8
58	APPLIANCES & RECEIVERS,HOUSEHOLD	..	..	..	5.4	0.4	119.3	9.8	-106.2
59	OTHER ELECTRICAL PRODUCTS	..	..	..	95.1	19.0	1283.0	33.3	-53.1
60	CEMENT & CONCRETE PRODUCTS	..	..	..	..	..	..	..	16.0
61	OTHER NON-METALLIC MINERAL PROD.	..	..	..	19.0	..	0.8	0.3	7.8
62	GASOLINE & FUEL OIL	..	..	..	..	..	..	..	-14.9
63	OTHER PETROLEUM & COAL PROD.	..	..	..	..	..	..	..	11.5
64	INDUSTRIAL CHEMICALS	..	..	..	..	..	21.5	..	28.2
65	FERTILIZERS	..	..	..	..	..	..	..	31.6
66	PHARMACEUTICALS	..	..	..	..	..	..	..	4.7
67	OTHER CHEMICAL PRODUCTS	..	..	..	..	..	..	..	4.0
68	SCIENTIFIC EQUIPMENT	..	..	..	46.4	5.2	69.8	84.5	27.4
69	OTHER MANUFACTURED PRODUCTS	..	..	..	..	..	36.2	5.0	-9.6
70	RESIDENTIAL CONSTRUCTION	4522.4	..	15.1	..	..	..	..	..
71	NON-RESIDENTIAL CONSTRUCTION	..	5388.2	3449.5	..	..	..	..	..
72	REPAIR CONSTRUCTION	..	..	..	..	..	..	..	..
73	PIPELINE TRANSPORTATION	..	..	..	..	..	..	..	..
74	TRANSPORTATION & STORAGE	..	..	..	..	..	..	..	..
75	RADIO & TELEVISION BROADCASTING	..	..	..	..	..	..	..	..
76	TELEPHONE & TELEGRAPH	..	..	..	..	..	..	..	..
77	POSTAL SERVICES	..	..	..	..	..	..	..	..
78	ELECTRIC POWER	..	..	..	..	..	..	..	..
79	OTHER UTILITIES	..	..	..	..	..	..	..	..
80	WHOLESALE MARGINS	16.5	..	..	482.2	69.9	598.0	64.2	..
81	RETAIL MARGINS	20.6	..	..	36.6	6.5	182.3	13.4	..
82	IMPUTED RENT OWNER OCPD DWEL	..	..	..	..	..	..	..	..
83	OTHER FINANCE,INS.,REAL ESTATE	873.0	..	..	..	..	..	..	..
84	BUSINESS SERVICES	..	..	..	..	..	..	..	..
85	EDUCATION SERVICES	..	..	..	..	..	..	..	..
86	HEALTH SERVICES	..	..	..	..	..	..	..	..
87	AMUSEMENT & RECREATION SERVICES	..	..	..	..	..	..	..	..
88	ACCOMMODATION & FOOD SERVICES	..	..	..	..	..	..	..	..
89	OTHER PERSONAL & MISC. SERVICES	..	..	..	..	..	..	..	..
90	TRANSPORTATION MARGINS	2.0	..	..	60.6	10.8	102.4	11.7	..
91	OPERATING, OFFICE, LAB & FOOD	..	..	..	..	..	..	..	..
92	TRAVEL, ADVERTISING & PROMOTION	..	..	..	..	..	..	..	..
93	NON-COMPETING IMPORTS	..	..	..	..	..	..	..	0.2
94	UNALLOCATED IMPORTS & EXPORTS	..	..	..	..	..	..	..	..
95	INDIRECT TAXES	13.6	..	..	221.9	22.3	609.4	41.9	..
96	SUBSIDIES	..	..	..	..	..	..	..	..
97	WAGES & SALARIES	..	..	..	..	..	..	..	..
98	SUPPLEMENTARY LABOUR INCOME	..	..	..	..	..	..	..	..
99	NET INCOME,UNINC. BUSINESS	..	..	..	..	..	..	..	..
100	OTHER OPERATING SURPLUS	..	..	..	..	..	..	..	..
	TOTAL	5607.0	5388.2	3464.6	2825.0	436.0	6373.8	644.4	318.0

NOTE: DETAIL MAY NOT ADD DUE TO ROUNDING AND SUPPRESSION OF CONFIDENTIAL COMMODITIES.

TABLE 30. FINAL DEMAND MATRIX (AGGREGATION - M), 1975 (MILLIONS OF 1971 DOLLARS) - CONCLUDED

NO.	COMMODITY AGGREGATION - M	DOMESTIC EXPORTS	RE-EXPORTS	IMPORTS	GOVT GROSS CURRENT EXPEND.	GOVT SALE OF GOODS & SERVICES	FINAL EXPEND ON GDP
1	GRAINS	699.6	0.1	-57.4	--	-0.1	700.2
2	LIVE ANIMALS	62.5	2.7	-57.0	--	-2.9	76.6
3	OTHER AGRICULTURAL PRODUCTS	186.2	2.7	-95.0	22.0	-5.6	648.7
4	FORESTRY PRODUCTS	30.9	0.3	-49.3	--	--	45.8
5	FISH LANDINGS	45.3	0.2	-31.1	--	-0.3	26.0
6	HUNTING & TRAPPING PRODUCTS	12.0	1.2	-24.5	--	--	-11.3
7	IRON ORES & CONCENTRATES	392.3	--	-86.1	--	--	366.2
8	OTHER METAL ORES & CONCENTRATES	627.4	0.3	-229.9	--	--	410.1
9	COAL	114.9	--	-236.9	2.3	-15.4	-71.9
10	CRUDE MINERAL OILS	733.0	--	-850.7	--	--	-126.4
11	NATURAL GAS	148.9	--	-4.6	10.6	-0.6	222.0
12	NON-METALLIC MINERALS	218.3	3.3	-113.7	28.8	-0.4	184.5
13	SERVICES INCIDENTAL TO MINING	--	--	--	--	-0.3	-0.3
14	MEAT PRODUCTS	163.1	4.7	-221.6	0.2	-0.4	1906.1
15	DAIRY PRODUCTS	24.4	1.9	-40.6	--	--	1042.3
16	FISH PRODUCTS	203.3	2.1	-53.4	--	--	220.1
17	FRUITS & VEGETABLES PREPARATIONS	46.3	1.1	-206.5	--	--	510.4
18	FEEDS	40.9	--	-47.5	--	-0.5	88.2
19	FLOUR,WHEAT,MEAL & OTHER CEREALS	45.3	0.1	-14.2	--	--	62.4
20	BREAKFAST CEREAL & BAKERY PROD.	16.1	--	-17.0	--	--	634.0
21	SUGAR	15.0	--	-11.0	--	--	56.7
22	MISC. FOOD PRODUCTS	53.9	10.0	-249.9	--	--	652.4
23	SOFT DRINKS	0.3	--	-3.8	--	--	315.0
24	ALCOHOLIC BEVERAGES	243.0	0.6	-196.0	--	--	911.6
25	TOBACCO PROCESSED UNMANUFACTURED	47.1	0.3	-10.3	--	--	47.0
26	CIGARETTES & TOBACCO MFG.	5.3	0.5	-16.2	--	--	432.0
27	TIRES & TUBES	50.9	3.5	-241.9	--	--	-22.0
28	OTHER RUBBER PRODUCTS	12.0	0.9	-122.2	--	--	-25.0
29	PLASTIC FABRICATED PRODUCTS	29.8	1.7	-168.8	--	--	-82.0
30	LEATHER & LEATHER PRODUCTS	24.5	1.9	-215.5	0.4	--	264.1
31	YARNS & MAN MADE FIBRES	19.8	1.9	-208.3	--	--	-143.7
32	FABRICS	44.9	6.2	-417.1	0.3	--	-247.4
33	OTHER TEXTILE PRODUCTS	26.1	2.9	-243.9	22.4	--	362.0
34	HOSIERY & KNITTED WEAR	2.9	0.7	-187.5	0.5	--	547.4
35	CLOTHING & ACCESSORIES	70.5	5.1	-288.4	17.2	-2.3	1381.9
36	LUMBER & TIMBER	696.8	1.5	-89.4	--	-6.8	661.0
37	VENEER & PLYWOOD	53.4	0.3	-110.5	--	--	-17.1
38	OTHER WOOD FABRICATED MATERIALS	102.8	0.8	-64.8	--	--	176.7
39	FURNITURE & FIXTURES	42.3	0.9	-148.0	3.5	-1.3	864.9
40	PULP	724.4	0.1	-12.9	--	--	732.3
41	NEWSPRINT & OTHER PAPER STOCK	1059.0	0.4	-155.0	--	--	887.1
42	PAPER PRODUCTS	43.8	2.1	-194.3	--	--	119.2
43	PRINTING & PUBLISHING	52.1	5.3	-311.6	104.0	-19.7	414.9
44	ADVERTISING,PRINT MEDIA	--	--	--	--	-0.2	-0.2
45	IRON & STEEL PRODUCTS	354.1	10.2	-525.1	--	--	-72.0
46	ALUMINUM PRODUCTS	294.2	1.3	-80.9	--	--	254.3
47	COPPER & COPPER ALLOY PRODUCTS	402.0	0.7	-73.2	--	--	294.1
48	NICKEL PRODUCTS	588.9	27.8	-63.2	--	--	612.4
49	OTHER NON FERROUS METAL PRODUCTS	302.0	8.8	-154.3	--	-0.4	55.6
50	BOILERS, TANKS & PLATES	23.1	0.7	-35.3	--	--	91.0
51	FABRICATED STRUCTURAL METAL PROD.	68.7	1.0	-87.9	--	--	32.8
52	OTHER METAL FABRICATED PRODUCTS	204.2	22.0	-780.9	48.5	--	-108.2
53	AGRICULTURAL MACHINERY	361.3	24.2	-864.9	--	--	409.5
54	OTHER INDUSTRIAL MACHINERY	708.8	107.8	-2893.3	23.7	-0.2	439.9
55	MOTOR VEHICLES	3351.8	13.9	-3092.7	35.7	-0.4	5156.1
56	MOTOR VEHICLE PARTS	1582.6	52.2	-3146.3	--	-0.4	-1217.4
57	OTHER TRANSPORT EQUIPMENT	574.9	61.7	-705.9	133.4	-3.4	967.9
58	APPLIANCES & RECEIVERS,HOUSEHOLD	56.6	16.0	-708.1	0.1	--	652.8
59	OTHER ELECTRICAL PRODUCTS	442.7	41.6	-1041.8	43.0	--	1026.2
60	CEMENT & CONCRETE PRODUCTS	25.4	0.1	-15.2	--	--	32.7
61	OTHER NON-METALLIC MINERAL PROD.	86.1	1.7	-346.5	--	--	-107.7
62	GASOLINE & FUEL OIL	89.9	9.4	-38.0	134.5	-3.3	1122.0
63	OTHER PETROLEUM & COAL PROD.	94.5	0.4	-75.9	2.9	-0.2	82.2
64	INDUSTRIAL CHEMICALS	--	5.5	-564.8	17.1	-9.1	-246.9
65	FERTILIZERS	--	--	-39.0	--	--	130.3
66	PHARMACEUTICALS	32.6	6.0	-139.1	106.7	-3.8	369.2
67	OTHER CHEMICAL PRODUCTS	55.0	4.3	-368.8	23.9	--	356.5
68	SCIENTIFIC EQUIPMENT	105.8	25.8	-765.9	91.7	-10.1	36.6
69	OTHER MANUFACTURED PRODUCTS	113.2	12.6	-534.9	1.9	-3.2	406.3
70	RESIDENTIAL CONSTRUCTION	--	--	--	--	--	4537.4
71	NON-RESIDENTIAL CONSTRUCTION	--	--	--	43.3	--	11201.0
72	REPAIR CONSTRUCTION	--	--	--	552.0	--	584.0
73	PIPELINE TRANSPORTATION	264.2	--	-89.7	11.3	--	255.6
74	TRANSPORTATION & STORAGE	457.5	--	-125.5	364.0	-85.9	2067.6
75	RADIO & TELEVISION BROADCASTING	16.6	--	-11.3	--	--	134.4
76	TELEPHONE & TELEGRAPH	36.5	--	-38.3	212.6	-7.7	1365.5
77	POSTAL SERVICES	8.9	--	-4.7	55.4	--	161.3
78	ELECTRIC POWER	53.9	--	-9.6	226.1	-10.7	1324.7
79	OTHER UTILITIES	--	--	--	74.7	-290.6	348.2
80	WHOLESALE MARGINS	672.7	--	-111.9	86.8	--	4467.7
81	RETAIL MARGINS	--	--	--	57.8	--	8036.8
82	IMPUTED RENT OWNER OCPD. DWEL.	--	--	--	--	--	6501.5
83	OTHER FINANCE,INS,REAL ESTATE	116.1	--	-436.4	420.5	-292.1	7656.2
84	BUSINESS SERVICES	266.6	--	-744.1	855.5	-69.0	679.7
85	EDUCATION SERVICES	--	--	--	237.8	-309.9	296.5
86	HEALTH SERVICES	--	--	--	1552.0	-253.7	2360.9
87	AMUSEMENT & RECREATION SERVICES	0.5	--	-4.7	22.8	-190.8	849.6
88	ACCOMMODATION & FOOD SERVICES	--	--	--	13.3	-43.8	4011.2
89	OTHER PERSONAL & MISC. SERVICES	42.8	--	-76.7	444.5	-366.0	2208.2
90	TRANSPORTATION MARGINS	987.2	2.6	--	36.6	--	1920.7
91	OPERATING, OFFICE, LAB & FOOD	--	--	--	1462.8	--	1709.9
92	TRAVEL, ADVERTISING & PROMOTION	--	--	--	471.0	--	587.2
93	NON-COMPETING IMPORTS	--	0.1	-391.5	--	--	-279.8
94	UNALLOCATED IMPORTS & EXPORTS	1891.2	2.0	-2727.0	--	--	-271.1
95	INDIRECT TAXES	11.1	--	1349.6	117.4	--	8723.7
96	SUBSIDIES	--	--	--	--	--	--
97	WAGES & SALARIES	--	--	--	12459.6	--	14548.8
98	SUPPLEMENTARY LABOUR INCOME	--	--	--	1197.7	--	1335.2
99	NET INCOME,UNINC. BUSINESS	--	--	--	--	--	--
100	OTHER OPERATING SURPLUS	--	--	--	1665.9	--	1835.9
	<b>TOTAL</b>	<b>22354.5</b>	<b>528.4</b>	<b>-26967.3</b>	<b>23516.9</b>	<b>-2011.9</b>	<b>115159.4</b>

NOTE: DETAIL MAY NOT ADD DUE TO ROUNDING AND SUPPRESSION OF CONFIDENTIAL COMMODITIES.

TABLE 31. MAKE (OUTPUT) MATRIX (AGGREGATION - S), 1976 (MILLIONS OF 1971 DOLLARS)

NO.	COMMODITY AGGREGATION - S	AGRICUL- TURE	FORES- TRY	FISHING, HUNTING & TRAPPING	MINES QUARRIES & OIL WELLS	MANUFAC- TURING	CONSTRUC- TION
1	GRAINS	1477.9	--	--	--	0.1	--
2	OTHER AGRICULTURAL PRODUCTS	3933.9	22.9	--	--	7.3	--
3	FORESTRY PRODUCTS	44.6	1451.1	--	--	42.9	--
4	FISHING & TRAPPING PRODUCTS	--	--	208.2	--	--	--
5	METALLIC ORES & CONCENTRATES	--	--	--	2268.6	91.6	--
6	MINERALS FUELS	--	--	--	2012.9	12.5	--
7	NON-METALLIC MINERALS	--	--	--	541.6	28.0	--
8	SERVICES INCIDENTAL TO MINING	--	--	--	719.4	--	--
9	MEAT,FISH & DAIRY PRODUCTS	72.0	--	1.3	--	4931.2	--
10	FRUIT,VEG.,FEED,MISC.FOOD PROD.	9.5	--	--	--	3958.8	--
11	BEVERAGES	--	--	--	--	1374.1	--
12	TOBACCO & TOBACCO PRODUCTS	--	--	--	--	630.2	--
13	RUBBER,LEATHER,PLASTIC FAB.PRO	--	--	--	--	1777.4	--
14	TEXTILE PRODUCTS	--	--	--	--	1897.6	--
15	KNITTED PRODUCTS & CLOTHING	--	--	--	--	2241.9	--
16	LUMBER,SAWMILL,OTHER WOOD PROD.	--	13.8	--	--	2991.5	--
17	FURNITURE & FIXTURES	--	--	--	--	988.3	--
18	PAPER & PAPER PRODUCTS	--	--	--	--	4638.7	--
19	PRINTING & PUBLISHING	--	--	--	--	2169.9	--
20	PRIMARY METAL PRODUCTS	--	--	--	0.8	5253.6	--
21	METAL FABRICATED PRODUCTS	--	--	--	--	4096.0	--
22	MACHINERY & EQUIPMENT	--	0.1	--	17.9	2704.1	--
23	AUTOS,TRUCKS,OTHER TRANSP. EQP.	--	--	--	--	9907.6	--
24	ELEC. & COMMUNICATIONS PROD.	--	--	--	--	3633.2	--
25	NON-METALLIC MINERAL PRODUCTS	--	--	--	7.1	1825.4	--
26	PETROLEUM & COAL PRODUCTS	--	--	--	91.5	2792.9	--
27	CHEMICALS,CHEMICAL PROD.	--	--	--	185.9	3526.9	--
28	MISC. MANUFACTURED PRODUCTS	--	--	--	--	1429.2	--
29	RESIDENTIAL CONSTRUCTION	--	--	--	--	--	5670.8
30	NON-RESIDENTIAL CONSTRUCTION	--	--	--	--	--	10745.1
31	REPAIR CONSTRUCTION	--	--	--	--	--	3322.2
32	TRANSPORTATION & STORAGE	--	2.9	--	--	1.5	--
33	COMMUNICATION SERVICES	--	--	--	--	--	--
34	OTHER UTILITIES	--	--	--	1.0	24.3	--
35	WHOLESALE MARGINS	--	3.9	--	3.7	1620.5	--
36	RETAIL MARGINS	--	--	--	--	--	--
37	IMPUTED RENT OWNER OCPD. DWEL.	--	--	--	--	--	--
38	OTHER FINANCE,INS.,REAL ESTATE	7.7	0.6	--	91.9	88.2	128.8
39	BUSINESS SERVICES	--	--	--	0.8	60.7	0.3
40	PERSONAL & OTHER MISC. SERVICE	--	28.3	3.3	25.6	310.1	87.8
41	TRANSPORTATION MARGINS	--	--	--	--	--	--
42	OPERATING,OFFICE,LAB & FOOD	--	--	--	--	--	--
43	TRAVEL, ADVERTISING, PROMOTION	--	--	--	--	--	--
	TOTAL	5545.6	1523.6	212.8	5968.7	65056.3	19954.9

NOTE: DETAIL MAY NOT ADD DUE TO ROUNDING.

TABLE 31. MAKE (OUTPUT) MATRIX (AGGREGATION - S), 1976 (MILLIONS OF 1971 DOLLARS) - CONTINUED

NO.	COMMODITY AGGREGATION - S	TRANS. & STORAGE	COMMUNI- CATION	ELEC POWER GAS,OTHER UTILITIES	WHOLESALE TRADE	RETAIL TRADE	FINANCE, INS. & REAL EST.
1	GRAINS	--	--	--	--	--	--
2	OTHER AGRICULTURAL PRODUCTS	--	--	--	--	3.3	--
3	FORESTRY PRODUCTS	--	--	2.5	1.0	--	--
4	FISHING & TRAPPING PRODUCTS	--	--	--	--	--	--
5	METALLIC ORES & CONCENTRATES	--	--	--	--	--	--
6	MINERALS FUELS	--	--	--	0.1	--	--
7	NON-METALLIC MINERALS	--	--	--	3.2	--	--
8	SERVICES INCIDENTAL TO MINING	--	--	--	--	--	--
9	MEAT,FISH & DAIRY PRODUCTS	--	--	--	1.0	246.3	--
10	FRUIT,VEG.,FEED,MISC.FOOD PROD.	--	--	--	26.4	10.4	--
11	BEVERAGES	--	--	--	--	--	--
12	TOBACCO & TOBACCO PRODUCTS	--	--	--	--	--	--
13	RUBBER,LEATHER,PLASTIC FAB.PRO	--	--	--	3.0	--	--
14	TEXTILE PRODUCTS	--	--	--	2.6	2.5	--
15	KNITTED PRODUCTS & CLOTHING	--	--	--	5.2	0.4	--
16	LUMBER,SAWMILL,OTHER WOOD PROD.	--	--	--	25.6	--	--
17	FURNITURE & FIXTURES	--	--	--	0.8	--	--
18	PAPER & PAPER PRODUCTS	--	--	--	13.1	--	--
19	PRINTING & PUBLISHING	--	--	--	2.3	--	--
20	PRIMARY METAL PRODUCTS	--	--	--	4.2	--	--
21	METAL FABRICATED PRODUCTS	--	--	--	13.3	--	--
22	MACHINERY & EQUIPMENT	--	--	--	23.8	--	--
23	AUTOS,TRUCKS,OTHER TRANSP. EQP.	106.2	--	--	8.0	--	--
24	ELEC. & COMMUNICATIONS PROD.	--	171.8	--	27.0	--	--
25	NON-METALLIC MINERAL PRODUCTS	--	--	--	3.4	--	--
26	PETROLEUM & COAL PRODUCTS	1.7	--	0.1	0.2	--	--
27	CHEMICALS,CHEMICAL PROD.	--	--	--	11.6	--	--
28	MISC. MANUFACTURED PRODUCTS	--	--	--	18.1	--	--
29	RESIDENTIAL CONSTRUCTION	--	--	--	--	--	--
30	NON-RESIDENTIAL CONSTRUCTION	--	--	--	--	--	--
31	REPAIR CONSTRUCTION	--	--	--	--	--	--
32	TRANSPORTATION & STORAGE	9037.5	--	15.5	--	7.3	0.2
33	COMMUNICATION SERVICES	--	4254.4	--	--	--	--
34	OTHER UTILITIES	--	--	3393.4	--	--	--
35	WHOLESALE MARGINS	7.9	--	--	6795.3	--	--
36	RETAIL MARGINS	13.9	--	31.6	--	9083.9	--
37	IMPUTED RENT OWNER OCPD. DWEL.	--	--	--	--	--	6822.5
38	OTHER FINANCE,INS.,REAL ESTATE	34.0	2.0	8.3	42.6	51.5	13870.1
39	BUSINESS SERVICES	16.6	34.6	2.6	43.5	1.9	53.6
40	PERSONAL & OTHER MISC. SERVICE	92.7	18.1	49.0	549.7	1543.2	345.5
41	TRANSPORTATION MARGINS	--	--	--	--	--	--
42	OPERATING,OFFICE,LAB & FOOD	--	--	--	--	--	--
43	TRAVEL, ADVERTISING, PROMOTION	--	--	--	--	--	--
	TOTAL	9310.5	4480.9	3503.2	7625.0	10950.8	21091.9

NOTE: DETAIL MAY NOT ADD DUE TO ROUNDING.



TABLE 31. MAKE (OUTPUT) MATRIX (AGGREGATION - S), 1976 (MILLIONS OF 1971 DOLLARS) - CONCLUDED

NO.	COMMODITY AGGREGATION - S	BUSINESS & PERSONAL SERVICES	TRANS. MARGINS	OPERATING OFFICE SUPPLIES	TRAVEL, PROMOTION, ADVTG.	TOTAL INDUSTRIES
1	GRAINS	--	--	--	--	1478.0
2	OTHER AGRICULTURAL PRODUCTS	--	--	--	--	3967.4
3	FORESTRY PRODUCTS	--	--	--	--	1542.2
4	FISHING & TRAPPING PRODUCTS	--	--	--	--	208.2
5	METALLIC ORES & CONCENTRATES	--	--	--	--	2360.2
6	MINERALS FUELS	--	--	--	--	2025.5
7	NON-METALLIC MINERALS	--	--	--	--	572.8
8	SERVICES INCIDENTAL TO MINING	--	--	--	--	719.4
9	MEAT, FISH & DAIRY PRODUCTS	--	--	--	--	5251.8
10	FRUIT, VEG., FEED, MISC. FOOD PROD.	--	--	--	--	4005.1
11	BEVERAGES	--	--	--	--	1374.1
12	TOBACCO & TOBACCO PRODUCTS	--	--	--	--	630.2
13	RUBBER, LEATHER, PLASTIC FAB. PRO.	--	--	--	--	1780.4
14	TEXTILE PRODUCTS	--	--	--	--	1902.8
15	KNITTED PRODUCTS & CLOTHING	--	--	--	--	2247.5
16	LUMBER, SAWMILL, OTHER WOOD PROD.	--	--	--	--	3030.8
17	FURNITURE & FIXTURES	--	--	--	--	989.1
18	PAPER & PAPER PRODUCTS	--	--	--	--	4651.8
19	PRINTING & PUBLISHING	--	--	--	--	2172.3
20	PRIMARY METAL PRODUCTS	--	--	--	--	5258.6
21	METAL FABRICATED PRODUCTS	--	--	--	--	4109.3
22	MACHINERY & EQUIPMENT	--	--	--	--	2745.8
23	AUTOS, TRUCKS, OTHER TRANSP. EQP.	--	--	--	--	10021.8
24	ELEC. & COMMUNICATIONS PROD.	--	--	--	--	3832.0
25	NON-METALLIC MINERAL PRODUCTS	--	--	--	--	1835.9
26	PETROLEUM & COAL PRODUCTS	--	--	--	--	2886.4
27	CHEMICALS, CHEMICAL PROD.	--	--	--	--	3724.4
28	MISC. MANUFACTURED PRODUCTS	84.4	--	--	--	1531.7
29	RESIDENTIAL CONSTRUCTION	--	--	--	--	5670.8
30	NON-RESIDENTIAL CONSTRUCTION	--	--	--	--	10745.1
31	REPAIR CONSTRUCTION	--	--	--	--	3322.2
32	TRANSPORTATION & STORAGE	--	--	--	--	9065.0
33	COMMUNICATION SERVICES	--	--	--	--	4254.4
34	OTHER UTILITIES	9.9	--	--	--	3428.7
35	WHOLESALE MARGINS	79.3	--	--	--	8510.5
36	RETAIL MARGINS	67.0	--	--	--	9196.5
37	IMPUTED RENT OWNER OCPD. DWEL.	--	--	--	--	6822.5
38	OTHER FINANCE, INS., REAL ESTATE	88.9	--	--	--	14414.7
39	BUSINESS SERVICES	4533.4	--	--	--	4748.1
40	PERSONAL & OTHER MISC. SERVICE	10925.5	--	--	--	13978.7
41	TRANSPORTATION MARGINS	--	3851.2	--	--	3851.2
42	OPERATING, OFFICE, LAB & FOOD	--	--	6586.8	--	6586.8
43	TRAVEL, ADVERTISING, PROMOTION	--	--	--	3975.1	3975.1
	<b>TOTAL</b>	<b>15788.4</b>	<b>3851.2</b>	<b>6586.8</b>	<b>3975.1</b>	<b>185425.5</b>

NOTE: DETAIL MAY NOT ADD DUE TO ROUNDING.

TABLE 32. USE (INPUT) MATRIX (AGGREGATION - S), 1976 (MILLIONS OF 1971 DOLLARS)

NO.	COMMODITY AGGREGATION - S	AGRICULTURE	FORESTRY	FISHING, HUNTING & TRAPPING	MINES QUARRIES & OIL WELLS	MANUFACTURING	CONSTRUCTION
1	GRAINS	25.2	--	--	--	380.1	--
2	OTHER AGRICULTURAL PRODUCTS	313.6	--	--	--	2756.4	9.0
3	FORESTRY PRODUCTS	0.4	191.0	--	--	1337.6	7.8
4	FISHING & TRAPPING PRODUCTS	--	--	2.3	--	183.7	--
5	METALLIC ORES & CONCENTRATES	--	--	--	14.1	1482.3	--
6	MINERALS FUELS	1.9	--	--	7.5	1993.0	1.3
7	NON-METALLIC MINERALS	4.6	--	0.5	22.8	206.2	83.1
8	SERVICES INCIDENTAL TO MINING	--	--	--	378.1	--	341.6
9	MEAT, FISH & DAIRY PRODUCTS	3.0	--	--	--	1033.7	--
10	FRUIT, VEG., FEED, MISC. FOOD PROD.	616.7	--	--	--	928.0	--
11	BEVERAGES	--	--	--	--	69.1	--
12	TOBACCO & TOBACCO PRODUCTS	--	--	--	--	126.4	--
13	RUBBER, LEATHER, PLASTIC FAB. PRO.	21.0	--	--	3.1	310.4	224.6
14	TEXTILE PRODUCTS	15.3	3.2	7.3	1.1	1758.2	119.1
15	KNITTED PRODUCTS & CLOTHING	--	--	--	--	162.7	--
16	LUMBER, SAWMILL, OTHER WOOD PROD.	2.6	--	3.6	1.4	846.1	1127.0
17	FURNITURE & FIXTURES	--	--	--	--	51.7	16.5
18	PAPER & PAPER PRODUCTS	3.3	--	--	7.1	1826.2	125.1
19	PRINTING & PUBLISHING	--	--	--	0.2	221.4	--
20	PRIMARY METAL PRODUCTS	--	--	--	57.8	3485.5	472.0
21	METAL FABRICATED PRODUCTS	25.8	12.0	1.0	9.0	1732.1	1832.5
22	MACHINERY & EQUIPMENT	56.5	10.1	3.1	73.6	740.9	207.9
23	AUTOS, TRUCKS, OTHER TRANSP. EQP.	1.2	2.6	15.9	7.2	3942.3	28.2
24	ELEC. & COMMUNICATIONS PROD.	--	--	6.3	5.1	994.5	739.2
25	NON-METALLIC MINERAL PRODUCTS	1.8	0.2	0.5	14.3	683.6	1175.8
26	PETROLEUM & COAL PRODUCTS	174.4	26.9	12.3	80.3	453.4	169.3
27	CHEMICALS, CHEMICAL PROD.	282.4	2.2	0.4	91.0	2128.1	183.5
28	MISC. MANUFACTURED PRODUCTS	--	--	4.1	--	436.1	112.8
29	RESIDENTIAL CONSTRUCTION	--	--	--	--	--	--
30	NON-RESIDENTIAL CONSTRUCTION	--	--	--	--	--	--
31	REPAIR CONSTRUCTION	121.6	27.6	3.5	220.1	261.0	10.0
32	TRANSPORTATION & STORAGE	19.2	157.3	1.6	74.6	503.9	162.6
33	COMMUNICATION SERVICES	38.5	3.5	0.5	22.9	368.3	51.7
34	OTHER UTILITIES	95.8	1.0	0.3	152.0	728.6	12.1
35	WHOLESALE MARGINS	161.2	11.1	6.4	70.6	1401.9	883.9
36	RETAIL MARGINS	39.1	1.0	1.3	3.4	10.3	98.8
37	IMPUTED RENT OWNER OCPD. DWEL.	--	--	--	--	--	--
38	OTHER FINANCE, INS., REAL ESTATE	244.4	107.2	3.7	530.4	954.6	318.1
39	BUSINESS SERVICES	16.7	7.6	0.4	257.9	931.4	821.2
40	PERSONAL & OTHER MISC. SERVICE	19.9	54.4	4.0	45.8	289.6	318.1
41	TRANSPORTATION MARGINS	70.9	3.4	2.6	33.3	1195.5	308.1
42	OPERATING, OFFICE, LAB & FOOD	192.9	198.6	2.3	591.1	1900.7	300.0
43	TRAVEL, ADVERTISING, PROMOTION	0.3	3.9	--	49.0	1384.7	99.3
44	NON-COMPETING IMPORTS	--	--	--	--	250.3	--
45	UNALLOCATED IMPORTS & EXPORTS	--	--	--	--	--	--
46	NET INDIRECT TAXES	106.4	35.6	5.2	176.8	567.4	1065.1
	<b>GDP AT FACTOR COST</b>	<b>2868.7</b>	<b>663.4</b>	<b>123.5</b>	<b>2967.0</b>	<b>23539.4</b>	<b>8529.6</b>
	<b>TOTAL</b>	<b>5545.6</b>	<b>1523.6</b>	<b>212.8</b>	<b>5968.7</b>	<b>65056.3</b>	<b>19954.9</b>

NOTE: DETAIL MAY NOT ADD DUE TO ROUNDING.

TABLE 32. USE (INPUT) MATRIX (AGGREGATION - S), 1976 (MILLIONS OF 1971 DOLLARS) - CONTINUED

NO.	COMMODITY AGGREGATION - S	TRANS. & STORAGE	COMMUNICATION	ELEC POWER GAS, OTHER UTILITIES	WHOLESALE TRADE	RETAIL TRADE	FINANCE, INS. & REAL EST.
1	GRAINS	--	--	--	5.1	--	--
2	OTHER AGRICULTURAL PRODUCTS	1.8	--	--	0.8	272.1	--
3	FORESTRY PRODUCTS	--	--	--	6.7	--	--
4	FISHING & TRAPPING PRODUCTS	--	--	--	--	--	--
5	METALLIC ORES & CONCENTRATES	--	--	7.3	0.2	--	--
6	MINERALS FUELS	24.3	0.1	114.7	2.8	11.2	7.6
7	NON-METALLIC MINERALS	3.1	--	--	0.2	--	--
8	SERVICES INCIDENTAL TO MINING	--	--	--	--	--	--
9	MEAT, FISH & DAIRY PRODUCTS	--	--	--	0.5	1.9	--
10	FRUIT, VEG. FEED, MISC. FOOD PROD.	0.7	--	--	8.7	--	--
11	BEVERAGES	--	--	--	--	--	--
12	TOBACCO & TOBACCO PRODUCTS	--	--	--	--	--	--
13	RUBBER, LEATHER, PLASTIC FAB. PRO.	64.5	0.2	--	22.6	21.3	--
14	TEXTILE PRODUCTS	6.8	2.1	--	5.7	1.9	--
15	KNITTED PRODUCTS & CLOTHING	--	--	--	--	11.1	--
16	LUMBER, SAWMILL, OTHER WOOD PROD.	--	--	--	20.4	3.7	--
17	FURNITURE & FIXTURES	--	--	--	--	--	--
18	PAPER & PAPER PRODUCTS	5.4	--	--	61.5	144.7	--
19	PRINTING & PUBLISHING	4.4	17.4	1.2	10.5	10.5	33.7
20	PRIMARY METAL PRODUCTS	14.1	--	--	7.4	--	--
21	METAL FABRICATED PRODUCTS	7.5	--	--	36.4	15.9	--
22	MACHINERY & EQUIPMENT	1.9	--	--	5.8	--	--
23	AUTOS, TRUCKS, OTHER TRANSP. EQP.	285.9	--	--	1.2	--	--
24	ELEC. & COMMUNICATIONS PROD.	16.3	85.0	--	7.2	--	--
25	NON-METALLIC MINERAL PRODUCTS	8.1	--	--	4.8	1.8	--
26	PETROLEUM & COAL PRODUCTS	336.1	7.5	56.2	74.9	56.9	24.5
27	CHEMICALS, CHEMICAL PROD.	7.0	1.1	--	12.9	10.9	--
28	MISC. MANUFACTURED PRODUCTS	5.4	10.6	--	3.8	4.6	--
29	RESIDENTIAL CONSTRUCTION	--	--	--	--	--	--
30	NON-RESIDENTIAL CONSTRUCTION	--	--	--	--	--	--
31	REPAIR CONSTRUCTION	282.5	73.0	122.2	11.2	56.1	1515.8
32	TRANSPORTATION & STORAGE	851.2	70.7	27.4	171.0	107.0	12.8
33	COMMUNICATION SERVICES	183.8	137.2	14.2	225.0	267.7	387.1
34	OTHER UTILITIES	52.9	13.3	20.4	58.5	215.1	117.0
35	WHOLESALE MARGINS	130.1	10.9	7.9	128.7	34.0	7.2
36	RETAIL MARGINS	9.7	20.8	0.4	5.9	8.1	4.0
37	IMPUTED RENT OWNER OCPD. DWEL.	--	--	--	--	--	--
38	OTHER FINANCE, INS. REAL ESTATE	276.1	55.9	89.0	443.4	855.9	1663.3
39	BUSINESS SERVICES	116.4	71.5	36.3	216.5	170.8	569.7
40	PERSONAL & OTHER MISC. SERVICE	302.2	83.8	17.2	67.2	72.1	106.3
41	TRANSPORTATION MARGINS	33.7	2.4	11.7	14.9	13.7	2.5
42	OPERATING, OFFICE, LAB & FOOD	319.7	64.6	35.3	157.2	210.7	443.4
43	TRAVEL, ADVERTISING, PROMOTION	126.3	53.4	16.6	418.5	405.2	375.0
44	NON-COMPETING IMPORTS	--	--	--	--	7.6	--
45	UNALLOCATED IMPORTS & EXPORTS	--	--	--	--	--	--
46	NET INDIRECT TAXES	390.9	-136.4	69.9	103.1	322.9	3417.3
	GDP AT FACTOR COST	5441.7	3835.9	2855.2	5303.6	7635.3	12404.7
	<b>TOTAL</b>	<b>9310.5</b>	<b>4480.9</b>	<b>3503.2</b>	<b>7625.0</b>	<b>10950.8</b>	<b>21091.9</b>

NOTE: DETAIL MAY NOT ADD DUE TO ROUNDING.

TABLE 32. USE (INPUT) MATRIX (AGGREGATION - S), 1976 (MILLIONS OF 1971 DOLLARS) - CONCLUDED

NO.	COMMODITY AGGREGATION - S	BUSINESS & PERSONAL SERVICES	TRANS. MARGINS	OPERATING OFFICE SUPPLIES	TRAVEL, PROMOTION, ADVTG.	TOTAL INDUSTRIES
1	GRAINS	--	--	--	--	410.4
2	OTHER AGRICULTURAL PRODUCTS	75.8	--	40.8	--	3469.3
3	FORESTRY PRODUCTS	--	--	--	--	1543.5
4	FISHING & TRAPPING PRODUCTS	6.6	--	1.6	--	194.2
5	METALLIC ORES & CONCENTRATES	0.8	--	--	--	1504.7
6	MINERALS FUELS	3.6	--	--	--	2168.1
7	NON-METALLIC MINERALS	1.0	--	0.2	--	321.8
8	SERVICES INCIDENTAL TO MINING	--	--	--	--	719.7
9	MEAT, FISH & DAIRY PRODUCTS	717.5	--	172.5	--	1929.2
10	FRUIT, VEG. FEED, MISC. FOOD PROD.	199.2	--	93.1	--	1846.3
11	BEVERAGES	20.1	--	13.1	38.9	141.2
12	TOBACCO & TOBACCO PRODUCTS	--	--	--	--	126.4
13	RUBBER, LEATHER, PLASTIC FAB. PRO.	10.2	--	314.0	2.7	1494.7
14	TEXTILE PRODUCTS	65.2	--	40.9	--	2026.8
15	KNITTED PRODUCTS & CLOTHING	4.1	--	26.6	--	204.6
16	LUMBER, SAWMILL, OTHER WOOD PROD.	20.5	--	5.0	--	2030.3
17	FURNITURE & FIXTURES	1.9	--	--	--	70.0
18	PAPER & PAPER PRODUCTS	70.6	--	252.7	1.8	2498.4
19	PRINTING & PUBLISHING	12.3	--	538.2	812.8	1662.7
20	PRIMARY METAL PRODUCTS	3.3	--	20.8	--	4061.0
21	METAL FABRICATED PRODUCTS	6.2	--	410.3	--	4088.8
22	MACHINERY & EQUIPMENT	0.2	--	747.8	--	1847.8
23	AUTOS, TRUCKS, OTHER TRANSP. EQP.	6.2	--	296.3	32.3	4613.1
24	ELEC. & COMMUNICATIONS PROD.	1.1	--	253.7	4.1	2112.6
25	NON-METALLIC MINERAL PRODUCTS	9.1	--	29.9	--	1929.9
26	PETROLEUM & COAL PRODUCTS	69.1	--	4.1	61.2	1807.2
27	CHEMICALS, CHEMICAL PROD.	76.7	--	292.2	1.9	3090.3
28	MISC. MANUFACTURED PRODUCTS	127.6	--	232.5	55.7	993.2
29	RESIDENTIAL CONSTRUCTION	--	--	--	--	--
30	NON-RESIDENTIAL CONSTRUCTION	--	--	--	--	--
31	REPAIR CONSTRUCTION	26.3	--	--	--	2731.0
32	TRANSPORTATION & STORAGE	47.0	3851.2	--	661.0	6718.6
33	COMMUNICATION SERVICES	296.4	--	--	421.1	2417.9
34	OTHER UTILITIES	110.0	--	--	--	1577.2
35	WHOLESALE MARGINS	117.9	--	739.3	49.5	3760.6
36	RETAIL MARGINS	106.3	--	224.2	49.1	582.6
37	IMPUTED RENT OWNER OCPD. DWEL.	--	--	--	--	--
38	OTHER FINANCE, INS. REAL ESTATE	852.8	--	--	--	6394.8
39	BUSINESS SERVICES	394.0	--	--	401.4	4011.9
40	PERSONAL & OTHER MISC. SERVICE	331.2	--	1116.2	879.5	3707.6
41	TRANSPORTATION MARGINS	45.3	--	146.1	14.1	1898.2
42	OPERATING, OFFICE, LAB & FOOD	597.5	--	--	--	5014.1
43	TRAVEL, ADVERTISING, PROMOTION	426.2	--	--	--	3358.3
44	NON-COMPETING IMPORTS	9.3	--	3.9	--	271.0
45	UNALLOCATED IMPORTS & EXPORTS	--	--	60.6	230.0	290.6
46	NET INDIRECT TAXES	286.4	--	510.3	257.9	7178.6
	GDP AT FACTOR COST	10638.6	--	--	--	86806.5
	<b>TOTAL</b>	<b>15788.4</b>	<b>3851.2</b>	<b>6586.8</b>	<b>3975.1</b>	<b>185425.5</b>

NOTE: DETAIL MAY NOT ADD DUE TO ROUNDING.

TABLE 33. FINAL DEMAND MATRIX (AGGREGATION - S), 1976 (MILLIONS OF 1971 DOLLARS)

NO.	COMMODITY AGGREGATION - S	CONS. EXP. DURABLE	CONS. EXP. SEMI DURABLE	CONS. EXP. NON DURABLE	CONS. EXP. SERVICES	CONS. TRUCTION, BUSINESS	CONS. TRUCTION, GOVERNMENT	MACHINERY, EQUIPMENT, BUSINESS	MACHINERY, EQUIPMENT, GOVERNMENT
1	GRAINS	--	--	--	--	--	--	--	--
2	OTHER AGRICULTURAL PRODUCTS	--	14.7	821.4	23.5	--	--	--	--
3	FORESTRY PRODUCTS	--	--	32.8	--	--	--	--	--
4	FISHING & TRAPPING PRODUCTS	--	--	10.2	--	--	--	--	--
5	METALLIC ORES & CONCENTRATES	--	--	--	--	--	--	--	--
6	MINERALS FUELS	--	--	57.9	4.8	--	--	--	--
7	NON-METALLIC MINERALS	--	1.5	10.4	--	--	--	--	--
8	SERVICES INCIDENTAL TO MINING	--	--	--	--	--	--	--	--
9	MEAT,FISH & DAIRY PRODUCTS	--	--	247.7	--	--	--	--	--
10	FRUIT,VEG.,FEED,MISC.FOOD PROD.	--	--	2425.1	--	--	--	--	--
11	BEVERAGES	--	--	1253.4	--	--	--	--	--
12	TOBACCO & TOBACCO PRODUCTS	--	--	471.3	--	--	--	--	--
13	RUBBER,LEATHER,PLASTIC FAB PRO.	162.1	594.7	45.5	--	--	--	13.5	3.0
14	TEXTILE PRODUCTS	270.4	385.6	53.9	7.1	--	--	10.3	1.3
15	KNITTED PRODUCTS & CLOTHING	--	2477.8	--	--	--	--	--	--
16	LUMBER,SAWMILL,OTHER WOOD PROD.	27.2	59.2	1.1	--	--	--	15.6	0.3
17	FURNITURE & FIXTURES	754.2	29.1	--	--	--	--	178.6	53.6
18	PAPER & PAPER PRODUCTS	--	26.4	284.7	--	--	--	--	--
19	PRINTING & PUBLISHING	--	636.2	--	36.1	--	--	--	--
20	PRIMARY METAL PRODUCTS	--	1.9	--	--	--	--	88.3	--
21	METAL FABRICATED PRODUCTS	55.6	203.6	12.6	--	--	--	229.9	25.9
22	MACHINERY & EQUIPMENT	103.9	32.5	--	--	--	--	3228.7	69.9
23	AUTOS,TRUCKS,OTHER TRANSP. EQP.	3526.3	--	--	--	158.1	--	1996.4	232.1
24	ELEC. & COMMUNICATIONS PROD.	1469.9	102.1	--	--	--	--	1602.3	38.3
25	NON-METALLIC MINERAL PRODUCTS	--	135.7	--	--	--	--	19.4	0.2
26	PETROLEUM & COAL PRODUCTS	--	0.4	1000.8	19.8	--	--	--	--
27	CHEMICALS,CHEMICAL PROD.	19.9	58.1	970.3	0.7	--	--	39.1	--
28	MISC. MANUFACTURED PRODUCTS	818.0	375.6	92.2	10.8	--	--	172.4	89.7
29	RESIDENTIAL CONSTRUCTION	--	--	--	--	5656.8	14.0	--	--
30	NON-RESIDENTIAL CONSTRUCTION	--	--	--	--	7464.0	3240.7	--	--
31	REPAIR CONSTRUCTION	--	--	--	32.3	--	--	--	--
32	TRANSPORTATION & STORAGE	--	--	74.1	1465.0	--	--	--	--
33	COMMUNICATION SERVICES	--	--	--	1543.1	--	--	--	--
34	OTHER UTILITIES	--	--	1375.4	408.2	--	--	--	--
35	WHOLESALE MARGINS	940.0	453.3	1285.7	13.2	16.5	--	1234.9	61.3
36	RETAIL MARGINS	2345.9	2632.9	3284.6	19.7	21.3	--	235.4	12.5
37	IMPUTED RENT OWNER OCPO DWEL.	--	--	--	6822.5	--	--	--	--
38	OTHER FINANCES,INS.,REAL ESTATE	--	--	--	7517.1	818.0	--	--	--
39	BUSINESS SERVICES	--	--	--	395.1	--	--	--	--
40	PERSONAL & OTHER MISC. SERVICE	811.9	59.1	--	8331.0	--	--	--	--
41	TRANSPORTATION MARGINS	151.3	168.7	358.9	3.4	2.1	--	169.7	10.2
42	OPERATING,OFFICE,LAB & FOOD	--	--	--	197.4	--	--	--	--
43	TRAVEL, ADVERTISING, PROMOTION	--	--	--	124.2	--	--	--	--
44	NON-COMPETING IMPORTS	--	--	128.2	--	--	--	--	--
45	UNALLOCATED IMPORTS & EXPORTS	--	--	--	934.4	--	--	--	--
46	NET INDIRECT TAXES	1415.7	905.7	3906.6	380.0	13.5	--	841.0	39.9
47	LABOUR INCOME	--	--	--	2312.8	--	--	--	--
48	NET INCOME UNINC. BUSINESS	--	--	--	--	--	--	--	--
49	OTHER OPERATING SURPLUS	--	--	--	175.9	--	--	--	--
	TOTAL	12872.2	9352.8	21207.9	30778.0	14150.3	3254.7	9898.8	638.4

NOTE: DETAIL MAY NOT ADD DUE TO ROUNDING.

TABLE 33. FINAL DEMAND MATRIX (AGGREGATION - S), 1976 (MILLIONS OF 1971 DOLLARS) - CONCLUDED

NO.	COMMODITY AGGREGATION - S	INVEN-TORIES	DOMESTIC EXPORTS	RE-EXPORTS	IMPORTS	GOVT GROSS CURRENT EXPEND.	GOVT. SALE OF GOOD & SERVICES	FINAL EXPEND. ON GDP
1	GRAINS	345.5	780.3	0.2	-58.4	--	-0.1	1067.5
2	OTHER AGRICULTURAL PRODUCTS	-168.5	297.5	2.4	-508.1	24.2	-9.1	498.0
3	FORESTRY PRODUCTS	-23.0	30.6	--	-40.7	--	-0.9	-1.2
4	FISHING & TRAPPING PRODUCTS	-0.7	46.0	4.6	-45.9	--	-0.3	13.9
5	METALLIC ORES & CONCENTRATES	30.9	1084.6	0.3	-260.3	--	--	855.5
6	MINERALS FUELS	4.7	795.1	0.1	-998.9	13.8	-20.1	-142.6
7	NON-METALLIC MINERALS	21.8	278.9	4.8	-100.9	34.9	-0.5	251.0
8	SERVICES INCIDENTAL TO MINING	--	--	--	--	--	-0.3	-0.3
9	MEAT,FISH & DAIRY PRODUCTS	29.7	486.1	3.0	-445.2	0.1	-0.7	3322.7
10	FRUIT,VEG.,FEED,MISC.FOOD PROD.	68.7	242.0	15.9	-592.1	--	-0.8	2158.8
11	BEVERAGES	-47.3	338.6	0.2	-212.1	--	--	1232.8
12	TOBACCO & TOBACCO PRODUCTS	4.6	48.1	0.2	-20.4	--	--	503.8
13	RUBBER,LEATHER,PLASTIC FAB PRO.	8.3	184.2	9.1	-735.0	0.3	--	285.7
14	TEXTILE PRODUCTS	-19.4	100.2	11.9	-969.8	24.4	--	-124.0
15	KNITTED PRODUCTS & CLOTHING	132.0	65.9	6.9	-654.2	16.7	-2.3	2042.9
16	LUMBER,SAWMILL,OTHER WOOD PROD.	-57.6	1233.1	3.4	-258.6	--	-13.3	1000.5
17	FURNITURE & FIXTURES	33.2	44.9	0.9	-177.4	3.7	-1.2	919.1
18	PAPER & PAPER PRODUCTS	114.7	2164.5	3.1	-440.0	--	--	2153.4
19	PRINTING & PUBLISHING	17.5	64.5	5.9	-337.7	105.5	-18.3	509.5
20	PRIMARY METAL PRODUCTS	-68.3	2015.6	53.5	-715.5	--	-1.4	1197.6
21	METAL FABRICATED PRODUCTS	-9.3	338.6	21.9	-906.4	48.1	--	20.6
22	MACHINERY & EQUIPMENT	-9.6	1063.9	130.2	-3746.3	25.3	-0.5	898.0
23	AUTOS,TRUCKS,OTHER TRANSP. EQP.	141.5	6383.5	118.6	-7355.8	216.3	-8.1	5408.7
24	ELEC. & COMMUNICATIONS PROD.	39.0	513.7	51.2	-2065.1	44.0	--	1719.4
25	NON-METALLIC MINERAL PRODUCTS	15.9	121.3	1.6	-388.0	--	--	-94.0
26	PETROLEUM & COAL PRODUCTS	55.3	186.8	4.1	-121.6	135.1	-1.6	1279.2
27	CHEMICALS,CHEMICAL PROD.	28.7	589.7	25.9	-1245.2	177.1	-28.2	634.1
28	MISC. MANUFACTURED PRODUCTS	34.3	233.1	43.0	-1422.2	104.4	-12.8	538.5
29	RESIDENTIAL CONSTRUCTION	--	--	--	--	--	--	5670.8
30	NON-RESIDENTIAL CONSTRUCTION	--	--	--	--	40.4	--	10745.1
31	REPAIR CONSTRUCTION	--	--	--	--	558.9	--	591.2
32	TRANSPORTATION & STORAGE	--	727.7	--	-220.6	386.6	-86.4	2346.4
33	COMMUNICATION SERVICES	--	67.1	--	-59.7	295.9	-9.9	1836.5
34	OTHER UTILITIES	--	71.2	--	-8.0	347.1	-345.4	1851.5
35	WHOLESALE MARGINS	--	785.0	--	-136.6	96.6	--	4749.9
36	RETAIL MARGINS	--	--	--	--	61.5	--	8613.9
37	IMPUTED RENT OWNER OCPO DWEL.	--	--	--	--	--	--	6822.5
38	OTHER FINANCES,INS.,REAL ESTATE	--	117.7	--	-587.1	489.6	-315.4	8019.9
39	BUSINESS SERVICES	--	312.6	--	-913.7	1016.5	-74.2	736.2
40	PERSONAL & OTHER MISC. SERVICE	--	71.1	--	-99.2	2391.7	-1294.5	10271.1
41	TRANSPORTATION MARGINS	--	1050.6	2.1	--	38.0	--	1953.1
42	OPERATING,OFFICE,LAB & FOOD	--	--	--	--	1375.3	--	1572.7
43	TRAVEL, ADVERTISING, PROMOTION	--	--	--	--	492.6	--	616.8
44	NON-COMPETING IMPORTS	-0.7	0.2	0.2	-398.8	--	--	-271.0
45	UNALLOCATED IMPORTS & EXPORTS	--	1799.0	6.3	-3030.2	--	--	-290.6
46	NET INDIRECT TAXES	--	7.3	--	1460.5	123.0	--	9093.2
47	LABOUR INCOME	--	--	--	--	13715.6	--	16028.4
48	NET INCOME UNINC. BUSINESS	--	--	--	--	--	--	--
49	OTHER OPERATING SURPLUS	--	--	--	--	--	--	1921.4
	TOTAL	642.1	24629.9	535.4	-28814.9	24128.8	-2246.1	121028.2

NOTE: DETAIL MAY NOT ADD DUE TO ROUNDING.

TABLE 34. MAKE (OUTPUT) MATRIX (AGGREGATION - M), 1976 (MILLIONS OF 1971 DOLLARS)

NO.	COMMODITY AGGREGATION - M	AGRICUL- TURE	FOREST- RY	FISHING, HUNTING & TRAPPING	METAL MINES	MINERAL FUELS	NON-METAL MINES & QUARRIES	SERVICES INCIDENTAL TO MINING	FOOD & BEVERAGE INDUSTRIES
1	GRAINS	1477.9	--	--	--	--	--	--	--
2	LIVE ANIMALS	2101.9	--	--	--	--	--	--	--
3	OTHER AGRICULTURAL PRODUCTS	1832.0	22.9	--	--	--	--	--	6.4
4	FORESTRY PRODUCTS	44.6	1451.1	--	--	--	--	--	--
5	FISH LANDINGS	--	--	195.1	--	--	--	--	--
6	HUNTING & TRAPPING PRODUCTS	--	--	13.1	--	--	--	--	--
7	IRON ORES & CONCENTRATES	--	--	--	622.2	--	--	--	--
8	OTHER METAL ORES & CONCENTRATES	--	--	--	1646.4	--	--	--	--
9	COAL	--	--	--	--	152.2	--	--	--
10	CRUDE MINERAL OILS	--	--	--	--	1474.7	--	--	--
11	NATURAL GAS	--	--	--	--	386.1	--	--	--
12	NON-METALLIC MINERALS	--	--	--	2.8	45.3	493.6	--	--
13	SERVICES INCIDENTAL TO MINING	--	--	--	196.9	--	4.0	518.6	--
14	MEAT PRODUCTS	72.0	--	--	--	--	--	--	3063.9
15	DAIRY PRODUCTS	--	--	--	--	--	--	--	1496.7
16	FISH PRODUCTS	--	--	1.3	--	--	--	--	340.9
17	FRUITS & VEGETABLES PREPARATIONS	--	--	--	--	--	--	--	692.8
18	FEEDS	--	--	--	--	--	--	--	893.6
19	FLOUR,WHEAT,MEAL & OTHER CEREALS	--	--	--	--	--	--	--	202.5
20	BREAKFAST CEREAL & BAKERY PROD.	--	--	--	--	--	--	--	784.4
21	SUGAR	--	--	--	--	--	--	--	219.0
22	MISC. FOOD PRODUCTS	9.5	--	--	--	--	--	--	1143.4
23	SOFT DRINKS	--	--	--	--	--	--	--	394.5
24	ALCOHOLIC BEVERAGES	--	--	--	--	--	--	--	979.7
25	TOBACCO PROCESSED UNMANUFACTURED	--	--	--	--	--	--	--	--
26	CIGARETTES & TOBACCO MFG.	--	--	--	--	--	--	--	--
27	TIRES & TUBES	--	--	--	--	--	--	--	--
28	OTHER RUBBER PRODUCTS	--	--	--	--	--	--	--	--
29	PLASTIC FABRICATED PRODUCTS	--	--	--	--	--	--	--	--
30	LEATHER & LEATHER PRODUCTS	--	--	--	--	--	--	--	--
31	YARNS & MAN MADE FIBRES	--	--	--	--	--	--	--	--
32	FABRICS	--	--	--	--	--	--	--	--
33	OTHER TEXTILE PRODUCTS	--	--	--	--	--	--	--	--
34	HOSIERY & KNITTED WEAR	--	--	--	--	--	--	--	--
35	CLOTHING & ACCESSORIES	--	--	--	--	--	--	--	--
36	LUMBER & TIMBER	--	6.3	--	--	--	--	--	--
37	VENEER & PLYWOOD	--	--	--	--	--	--	--	--
38	OTHER WOOD FABRICATED MATERIALS	--	7.4	--	--	--	--	--	--
39	FURNITURE & FIXTURES	--	--	--	--	--	--	--	--
40	PULP	--	--	--	--	--	--	--	--
41	NEWSPRINT & OTHER PAPER STOCK	--	--	--	--	--	--	--	--
42	PAPER PRODUCTS	--	--	--	--	--	--	--	--
43	PRINTING & PUBLISHING	--	--	--	--	--	--	--	--
44	ADVERTISING,PRINT MEDIA	--	--	--	--	--	--	--	--
45	IRON & STEEL PRODUCTS	--	--	--	--	--	--	--	--
46	ALUMINUM PRODUCTS	--	--	--	--	--	--	--	--
47	COPPER & COPPER ALLOY PRODUCTS	--	--	--	--	--	--	--	--
48	NICKEL PRODUCTS	--	--	--	--	--	--	--	--
49	OTHER NON FERROUS METAL PRODUCTS	--	--	--	0.8	--	--	--	--
50	BOILERS, TANKS & PLATES	--	--	--	--	--	--	--	--
51	FABRICATED STRUCTURAL METAL PROD.	--	--	--	--	--	--	--	--
52	OTHER METAL FABRICATED PRODUCTS	--	--	--	--	--	--	--	--
53	AGRICULTURAL MACHINERY	--	--	--	--	--	--	--	--
54	OTHER INDUSTRIAL MACHINERY	--	0.1	--	1.7	7.3	3.5	5.4	4.0
55	MOTOR VEHICLES	--	--	--	--	--	--	--	--
56	MOTOR VEHICLE PARTS	--	--	--	--	--	--	--	--
57	OTHER TRANSPORT EQUIPMENT	--	--	--	--	--	--	--	--
58	APPLIANCES & RECEIVERS,HOUSEHOLD	--	--	--	--	--	--	--	--
59	OTHER ELECTRICAL PRODUCTS	--	--	--	--	--	--	--	--
60	CEMENT & CONCRETE PRODUCTS	--	--	--	--	--	4.3	--	--
61	OTHER NON-METALLIC MINERAL PROD.	--	--	--	--	--	2.8	--	--
62	GASOLINE & FUEL OIL	--	--	--	--	--	--	--	--
63	OTHER PETROLEUM & COAL PROD.	--	--	--	--	91.5	--	--	--
64	INDUSTRIAL CHEMICALS	--	--	--	--	--	10.2	--	15.4
65	FERTILIZERS	--	--	--	--	--	175.7	--	--
66	PHARMACEUTICALS	--	--	--	--	--	--	--	18.0
67	OTHER CHEMICAL PRODUCTS	--	--	--	--	--	--	--	106.6
68	SCIENTIFIC EQUIPMENT	--	--	--	--	--	--	--	--
69	OTHER MANUFACTURED PRODUCTS	--	--	--	--	--	--	--	0.5
70	RESIDENTIAL CONSTRUCTION	--	--	--	--	--	--	--	--
71	NON-RESIDENTIAL CONSTRUCTION	--	--	--	--	--	--	--	--
72	REPAIR CONSTRUCTION	--	--	--	--	--	--	--	--
73	PIPELINE TRANSPORTATION	--	--	--	--	--	--	--	--
74	TRANSPORTATION & STORAGE	--	2.9	--	--	--	--	--	0.3
75	RADIO & TELEVISION BROADCASTING	--	--	--	--	--	--	--	--
76	TELEPHONE & TELEGRAPH	--	--	--	--	--	--	--	--
77	POSTAL SERVICES	--	--	--	--	--	--	--	--
78	ELECTRIC POWER	--	--	--	1.0	--	--	--	0.1
79	OTHER UTILITIES	--	--	--	--	--	--	--	--
80	WHOLESALE MARGINS	--	3.9	--	0.9	--	2.8	--	257.2
81	RETAIL MARGINS	--	--	--	--	--	--	--	--
82	IMPUTED RENT OWNER OCPD, DWEL	--	--	--	--	--	--	--	--
83	OTHER FINANCE,INS,REAL ESTATE	7.7	0.6	--	8.2	80.3	1.6	1.8	6.5
84	BUSINESS SERVICES	--	--	--	--	0.8	--	--	--
85	EDUCATION SERVICES	--	--	--	--	--	--	--	--
86	HEALTH SERVICES	--	--	--	--	--	--	--	--
87	AMUSEMENT & RECREATION SERVICES	--	--	--	--	--	--	--	--
88	ACCOMMODATION & FOOD SERVICES	--	23.7	--	7.2	--	0.5	--	3.9
89	OTHER PERSONAL & MISC. SERVICES	--	4.6	3.3	10.2	0.5	2.8	4.3	1.1
90	TRANSPORTATION MARGINS	--	--	--	--	--	--	--	--
91	OPERATING, OFFICE, LAB. & FOOD	--	--	--	--	--	--	--	--
92	TRAVEL, ADVERTISING & PROMOTION	--	--	--	--	--	--	--	--
	TOTAL	5545.6	1523.6	212.8	2498.2	2238.5	701.8	530.1	10639.5

NOTE: DETAIL MAY NOT ADD DUE TO ROUNDING AND SUPPRESSION OF CONFIDENTIAL COMMODITIES.

TABLE 34. MAKE (OUTPUT) MATRIX (AGGREGATION - M), 1976 (MILLIONS OF 1971 DOLLARS) - CONTINUED

NO.	COMMODITY AGGREGATION - M	TOBACCO PRODUCTS INDUSTRIES	RUBBER & PLASTIC PROD. IND.	LEATHER INDUSTRIES	TEXTILE INDUSTRIES	KNITTING MILLS	CLOTHING INDUSTRIES	WOOD	FURNITURE, FIXTURE INDUSTRIES
1	GRAINS.....	..	..	..	..	..	..	..	..
2	LIVE ANIMALS.....	..	..	..	..	..	..	..	..
3	OTHER AGRICULTURAL PRODUCTS.....	..	..	..	..	..	..	..	..
4	FORESTRY PRODUCTS.....	..	..	..	..	..	..	42.7	..
5	FISH LANDINGS.....	..	..	..	..	..	..	..	..
6	HUNTING & TRAPPING PRODUCTS.....	..	..	..	..	..	..	..	..
7	IRON ORES & CONCENTRATES.....	..	..	..	..	..	..	..	..
8	OTHER METAL ORES & CONCENTRATES.....	..	..	..	..	..	..	..	..
9	COAL.....	..	..	..	..	..	..	..	..
10	CRUDE MINERAL OILS.....	..	..	..	..	..	..	..	..
11	NATURAL GAS.....	..	..	..	..	..	..	..	..
12	NON-METALLIC MINERALS.....	..	..	..	..	..	..	..	..
13	SERVICES INCIDENTAL TO MINING.....	..	..	..	..	..	..	..	..
14	MEAT PRODUCTS.....	0.4	..	..	..	..	..	..	..
15	DAIRY PRODUCTS.....	..	..	..	..	..	..	..	..
16	FISH PRODUCTS.....	..	..	..	..	..	..	..	..
17	FRUITS & VEGETABLES PREPARATIONS.....	..	..	..	..	..	..	..	..
18	FEEDS.....	..	..	..	..	..	..	..	..
19	FLOUR,WHEAT,MEAL & OTHER CEREALS.....	..	..	..	..	..	..	..	..
20	BREAKFAST CEREAL & BAKERY PROD.....	..	..	..	..	..	..	..	..
21	SUGAR.....	..	..	..	..	..	..	..	..
22	MISC. FOOD PRODUCTS.....	..	..	..	..	..	..	..	..
23	SOFT DRINKS.....	..	..	..	..	..	..	..	..
24	ALCOHOLIC BEVERAGES.....	..	..	..	..	..	..	..	..
25	TOBACCO PROCESSED UNMANUFACTURED.....	174.5	..	..	..	..	..	..	..
26	CIGARETTES & TOBACCO MFG.....	455.6	..	..	..	..	..	..	..
27	TIRES & TUBES.....	..	..	..	..	..	..	..	..
28	OTHER RUBBER PRODUCTS.....	..	717.2	25.7	10.0	..	..	..	..
29	PLASTIC FABRICATED PRODUCTS.....	..	455.3	1.6	7.6	..	..	..	..
30	LEATHER & LEATHER PRODUCTS.....	..	..	399.9	..	..	1.4	..	..
31	YARNS & MAN MADE FIBRES.....	..	..	..	371.5	..	..	..	..
32	FABRICS.....	..	..	..	477.3	207.8	..	..	..
33	OTHER TEXTILE PRODUCTS.....	..	3.6	0.4	767.9	..	7.1	..	1.3
34	HOSIERY & KNITTED WEAR.....	..	..	..	2.2	296.6	247.2	..	..
35	CLOTHING & ACCESSORIES.....	..	19.8	13.3	37.8	19.4	1589.0	..	..
36	LUMBER & TIMBER.....	..	..	..	..	..	..	1432.5	..
37	VENEER & PLYWOOD.....	..	..	..	..	..	..	336.0	..
38	OTHER WOOD FABRICATED MATERIALS.....	..	..	..	..	..	..	1120.2	37.0
39	FURNITURE & FIXTURES.....	..	14.8	..	2.1	..	..	26.4	881.2
40	PULP.....	..	..	..	..	..	..	..	..
41	NEWSPRINT & OTHER PAPER STOCK.....	..	..	..	..	..	..	..	..
42	PAPER PRODUCTS.....	..	28.6	..	21.0	..	..	2.8	..
43	PRINTING & PUBLISHING.....	..	..	..	..	..	..	..	..
44	ADVERTISING,PRINT MEDIA.....	..	..	..	..	..	..	..	..
45	IRON & STEEL PRODUCTS.....	..	..	..	..	..	..	..	..
46	ALUMINUM PRODUCTS.....	..	..	..	..	..	..	..	..
47	COPPER & COPPER ALLOY PRODUCTS.....	..	..	..	..	..	..	..	..
48	NICKEL PRODUCTS.....	..	..	..	..	..	..	..	..
49	OTHER NON FERROUS METAL PRODUCTS.....	..	..	..	..	..	..	..	..
50	BOILERS, TANKS & PLATES.....	..	0.9	..	..	..	..	..	..
51	FABRICATED STRUCTURAL METAL PROD.....	..	..	..	..	..	..	2.6	..
52	OTHER METAL FABRICATED PRODUCTS.....	..	46.8	..	6.0	..	..	3.9	9.4
53	AGRICULTURAL MACHINERY.....	..	..	..	..	..	..	..	..
54	OTHER INDUSTRIAL MACHINERY.....	0.1	21.8	..	1.8	0.3	..	12.9	..
55	MOTOR VEHICLES.....	..	..	..	..	..	..	..	..
56	MOTOR VEHICLE PARTS.....	..	115.4	..	198.0	..	..	..	..
57	OTHER TRANSPORT EQUIPMENT.....	..	7.3	..	..	..	..	..	..
58	APPLIANCES & RECEIVERS,HOUSEHOLD.....	..	5.2	..	..	..	..	..	..
59	OTHER ELECTRICAL PRODUCTS.....	..	18.0	..	..	..	..	..	27.3
60	CEMENT & CONCRETE PRODUCTS.....	..	..	..	..	..	..	..	..
61	OTHER NON-METALLIC MINERAL PROD.....	..	..	..	..	..	..	..	..
62	GASOLINE & FUEL OIL.....	..	..	..	..	..	..	..	..
63	OTHER PETROLEUM & COAL PROD.....	..	..	..	..	..	..	..	..
64	INDUSTRIAL CHEMICALS.....	..	42.7	..	..	..	..	..	..
65	FERTILIZERS.....	..	..	..	..	..	..	..	..
66	PHARMACEUTICALS.....	..	..	..	..	..	..	..	..
67	OTHER CHEMICAL PRODUCTS.....	..	4.1	..	..	..	..	..	..
68	SCIENTIFIC EQUIPMENT.....	..	5.0	..	4.9	..	..	..	..
69	OTHER MANUFACTURED PRODUCTS.....	..	34.1	..	12.5	..	0.4	..	3.9
70	RESIDENTIAL CONSTRUCTION.....	..	..	..	..	..	..	..	..
71	NON-RESIDENTIAL CONSTRUCTION.....	..	..	..	..	..	..	..	..
72	REPAIR CONSTRUCTION.....	..	..	..	..	..	..	..	..
73	PIPELINE TRANSPORTATION.....	..	..	..	..	..	..	..	..
74	TRANSPORTATION & STORAGE.....	..	..	..	..	..	..	..	..
75	RADIO & TELEVISION BROADCASTING.....	..	..	..	..	..	..	..	..
76	TELEPHONE & TELEGRAPH.....	..	..	..	..	..	..	..	..
77	POSTAL SERVICES.....	..	..	..	..	..	..	..	..
78	ELECTRIC POWER.....	..	..	..	0.2	..	..	0.2	..
79	OTHER UTILITIES.....	..	..	..	..	..	..	..	..
80	WHOLESALE MARGINS.....	1.3	43.0	10.8	24.4	1.6	37.2	17.3	9.4
81	RETAIL MARGINS.....	..	..	..	..	..	..	..	..
82	IMPUTED RENT OWNER OCPD. DWEL.....	..	..	..	..	..	..	..	..
83	OTHER FINANCE,INS,REAL ESTATE.....	0.1	1.2	0.3	0.5	0.1	2.2	3.6	1.9
84	BUSINESS SERVICES.....	..	..	0.3	0.2	..	..	..	..
85	EDUCATION SERVICES.....	..	..	..	..	..	..	..	..
86	HEALTH SERVICES.....	..	..	..	..	..	..	..	..
87	AMUSEMENT & RECREATION SERVICES.....	..	..	..	..	..	..	..	..
88	ACCOMMODATION & FOOD SERVICES.....	0.1	0.3	0.1	0.7	..	0.1	0.9	0.4
89	OTHER PERSONAL & MISC. SERVICES.....	..	1.0	0.2	0.3	..	0.2	0.9	6.1
90	TRANSPORTATION MARGINS.....	..	..	..	..	..	..	..	..
91	OPERATING, OFFICE, LAB. & FOOD.....	..	..	..	..	..	..	..	..
92	TRAVEL, ADVERTISING & PROMOTION.....	..	..	..	..	..	..	..	..
	<b>TOTAL.....</b>	<b>634.9</b>	<b>1627.6</b>	<b>461.2</b>	<b>1970.0</b>	<b>533.2</b>	<b>1886.9</b>	<b>3015.8</b>	<b>984.4</b>

NOTE: DETAIL MAY NOT ADD DUE TO ROUNDING AND SUPPRESSION OF CONFIDENTIAL COMMODITIES.

TABLE 34. MAKE (OUTPUT) MATRIX (AGGREGATION - M), 1976 (MILLIONS OF 1971 DOLLARS) - CONTINUED

NO.	COMMODITY AGGREGATION - M	PAPER & ALLIED INDUSTRIES	PRINTING & PUBLISHING	PRIMARY METAL INDUSTRIES	METAL FABRICATING INDUSTRIES	MACHINERY INDUSTRIES	TRANS. EQUIPMENT INDUSTRIES	ELECTRICAL PRODUCTS INDUSTRIES	NON-METAL MINERAL PROD. IND.
1	GRAINS.....	--	--	--	--	--	--	--	--
2	LIVE ANIMALS.....	--	--	--	--	--	--	--	--
3	OTHER AGRICULTURAL PRODUCTS.....	--	--	--	--	--	--	--	--
4	FORESTRY PRODUCTS.....	--	--	--	--	--	--	--	--
5	FISH LANDINGS.....	--	--	--	--	--	--	--	--
6	HUNTING & TRAPPING PRODUCTS.....	--	--	--	--	--	--	--	--
7	IRON ORES & CONCENTRATES.....	--	--	--	--	--	--	--	--
8	OTHER METAL ORES & CONCENTRATES.....	--	--	66.4	--	--	--	--	--
9	COAL.....	--	--	--	--	--	--	--	--
10	CRUDE MINERAL OILS.....	--	--	--	--	--	--	--	--
11	NATURAL GAS.....	--	--	--	--	--	--	--	--
12	NON-METALLIC MINERALS.....	--	--	--	--	--	--	--	20.9
13	SERVICES INCIDENTAL TO MINING.....	--	--	--	--	--	--	--	--
14	MEAT PRODUCTS.....	--	--	--	--	--	--	--	--
15	DAIRY PRODUCTS.....	--	--	--	--	--	--	--	--
16	FISH PRODUCTS.....	--	--	--	--	--	--	--	--
17	FRUITS & VEGETABLES PREPARATIONS.....	--	--	--	--	--	--	--	--
18	FEEDS.....	--	--	--	--	--	--	--	--
19	FLOUR,WHEAT,MEAL & OTHER CEREALS.....	--	--	--	--	--	--	--	--
20	BREAKFAST CEREAL & BAKERY PROD.....	--	--	--	--	--	--	--	--
21	SUGAR.....	--	--	--	--	--	--	--	--
22	MISC. FOOD PRODUCTS.....	--	--	--	--	--	--	--	--
23	SOFT DRINKS.....	--	--	--	--	--	--	--	--
24	ALCOHOLIC BEVERAGES.....	--	--	--	--	--	--	--	--
25	TOBACCO PROCESSED UNMANUFACTURED.....	--	--	--	--	--	--	--	--
26	CIGARETTES & TOBACCO MFG.....	--	--	--	--	--	--	--	--
27	TIRES & TUBES.....	--	--	--	--	--	--	--	--
28	OTHER RUBBER PRODUCTS.....	--	--	--	--	--	--	--	--
29	PLASTIC FABRICATED PRODUCTS.....	52.8	--	--	22.4	--	--	--	--
30	LEATHER & LEATHER PRODUCTS.....	--	--	--	--	1.1	--	--	--
31	YARNS & MAN MADE FIBRES.....	--	--	--	--	--	--	--	--
32	FABRICS.....	--	--	--	--	--	--	--	--
33	OTHER TEXTILE PRODUCTS.....	2.3	--	--	--	--	--	--	--
34	HOSIERY & KNITTED WEAR.....	--	--	--	--	--	--	--	--
35	CLOTHING & ACCESSORIES.....	--	--	--	1.2	--	--	--	--
36	LUMBER & TIMBER.....	--	--	--	--	--	0.2	--	--
37	VENEER & PLYWOOD.....	--	--	--	--	--	--	--	--
38	OTHER WOOD FABRICATED MATERIALS.....	3.5	0.5	--	9.9	--	10.8	--	0.8
39	FURNITURE & FIXTURES.....	--	--	--	44.3	4.7	--	--	--
40	PULP.....	1032.7	--	--	--	--	--	--	--
41	NEWSPRINT & OTHER PAPER STOCK.....	2119.5	--	--	--	--	--	--	--
42	PAPER PRODUCTS.....	1283.7	48.9	--	13.4	--	--	--	--
43	PRINTING & PUBLISHING.....	23.5	1535.8	--	0.1	0.5	--	--	--
44	ADVERTISING,PRINT MEDIA.....	--	607.6	--	--	--	--	--	--
45	IRON & STEEL PRODUCTS.....	--	--	2201.5	132.0	14.8	--	--	3.8
46	ALUMINUM PRODUCTS.....	10.8	--	680.8	16.1	--	0.1	--	--
47	COPPER & COPPER ALLOY PRODUCTS.....	--	--	858.5	13.3	--	--	--	--
48	NICKEL PRODUCTS.....	--	--	676.8	10.5	--	--	--	--
49	OTHER NON FERROUS METAL PRODUCTS.....	--	--	489.8	30.3	--	--	13.4	--
50	BOILERS, TANKS & PLATES.....	--	--	--	360.8	5.7	--	--	--
51	FABRICATED STRUCTURAL METAL PROD.....	--	--	117.6	848.9	8.3	--	--	--
52	OTHER METAL FABRICATED PRODUCTS.....	--	--	168.0	2287.1	92.7	44.3	45.1	--
53	AGRICULTURAL MACHINERY.....	--	--	3.2	7.1	558.7	3.3	--	--
54	OTHER INDUSTRIAL MACHINERY.....	30.8	1.4	41.0	255.5	1647.4	47.9	48.9	1.6
55	MOTOR VEHICLES.....	--	--	--	9.9	23.4	5773.0	--	--
56	MOTOR VEHICLE PARTS.....	--	--	--	104.8	10.1	2444.4	7.3	11.8
57	OTHER TRANSPORT EQUIPMENT.....	--	--	--	21.4	16.0	1128.1	--	--
58	APPLIANCES & RECEIVERS,HOUSEHOLD.....	--	--	--	38.6	51.4	--	740.9	--
59	OTHER ELECTRICAL PRODUCTS.....	--	--	--	36.0	135.6	68.2	2437.0	--
60	CEMENT & CONCRETE PRODUCTS.....	--	--	--	--	--	--	--	906.2
61	OTHER NON-METALLIC MINERAL PROD.....	--	--	--	20.1	--	--	--	858.5
62	GASOLINE & FUEL OIL.....	--	--	--	--	--	--	--	--
63	OTHER PETROLEUM & COAL PROD.....	2.0	--	14.1	--	--	--	--	--
64	INDUSTRIAL CHEMICALS.....	10.0	--	30.2	--	--	--	--	--
65	FERTILIZERS.....	--	--	--	--	--	--	--	--
66	PHARMACEUTICALS.....	--	--	--	--	--	--	--	--
67	OTHER CHEMICAL PRODUCTS.....	--	--	--	5.9	--	--	--	13.2
68	SCIENTIFIC EQUIPMENT.....	--	--	--	4.6	19.6	--	25.3	--
69	OTHER MANUFACTURED PRODUCTS.....	16.0	3.1	--	78.9	--	--	--	--
70	RESIDENTIAL CONSTRUCTION.....	--	--	--	--	--	--	--	--
71	NON-RESIDENTIAL CONSTRUCTION.....	--	--	--	--	--	--	--	--
72	REPAIR CONSTRUCTION.....	--	--	--	--	--	--	--	--
73	PIPELINE TRANSPORTATION.....	--	--	--	--	--	--	--	--
74	TRANSPORTATION & STORAGE.....	--	--	1.2	--	--	--	--	--
75	RADIO & TELEVISION BROADCASTING.....	--	--	--	--	--	--	--	--
76	TELEPHONE & TELEGRAPH.....	--	--	--	--	--	--	--	--
77	POSTAL SERVICES.....	--	--	--	--	--	--	--	--
78	ELECTRIC POWER.....	7.5	--	12.9	--	--	--	0.2	--
79	OTHER UTILITIES.....	2.7	--	--	--	--	--	--	--
80	WHOLESALE MARGINS.....	47.5	28.3	12.9	88.8	119.9	491.1	158.6	40.9
81	RETAIL MARGINS.....	--	--	--	--	--	--	--	--
82	IMPUTED RENT OWNER OCPD DWEL.....	--	--	--	--	--	--	--	--
83	OTHER FINANCE,INS,REAL ESTATE.....	4.5	5.2	2.5	4.5	3.6	1.2	1.1	1.9
84	BUSINESS SERVICES.....	0.8	--	--	--	45.4	1.6	8.8	--
85	EDUCATION SERVICES.....	--	--	--	--	--	--	--	--
86	HEALTH SERVICES.....	--	--	--	--	--	--	--	--
87	AMUSEMENT & RECREATION SERVICES.....	--	--	--	--	--	--	--	--
88	ACCOMMODATION & FOOD SERVICES.....	0.8	1.7	0.5	2.4	1.6	2.2	2.4	1.2
89	OTHER PERSONAL & MISC SERVICES.....	2.3	1.1	0.6	43.5	69.1	57.7	47.4	2.6
90	TRANSPORTATION MARGINS.....	--	--	--	--	--	--	--	--
91	OPERATING, OFFICE, LAB & FOOD.....	--	--	--	--	--	--	--	--
92	TRAVEL, ADVERTISING & PROMOTION.....	--	--	--	--	--	--	--	--
	TOTAL.....	4710.2	2238.1	5422.0	4515.9	2847.4	10131.5	3567.3	1887.4

NOTE: DETAIL MAY NOT ADD DUE TO ROUNDING AND SUPPRESSION OF CONFIDENTIAL COMMODITIES.

TABLE 34. MAKE (OUTPUT) MATRIX (AGGREGATION - M), 1976 (MILLIONS OF 1971 DOLLARS) - CONTINUED

NO.	COMMODITY AGGREGATION - M	PETROLEUM & COAL PROD. IND.	CHEMICAL & CHEMICAL PROD. IND.	MISC. MANUFACTURING	CONSTR. INDUSTRY	TRANS. & STORAGE	COMMUNICATION	ELEC POWER GAS, OTHER UTILITIES	WHOLESALE TRADE
1	GRAINS.....	..	..	..	..	..	..	..	..
2	LIVE ANIMALS.....	..	..	..	..	..	..	..	..
3	OTHER AGRICULTURAL PRODUCTS.....	..	..	..	..	..	..	..	..
4	FORESTRY PRODUCTS.....	..	..	..	..	..	..	2.5	1.0
5	FISH LANDINGS.....	..	..	..	..	..	..	..	..
6	HUNTING & TRAPPING PRODUCTS.....	..	..	..	..	..	..	..	..
7	IRON ORES & CONCENTRATES.....	..	..	..	..	..	..	..	..
8	OTHER METAL ORES & CONCENTRATES.....	..	..	17.2	..	..	..	..	..
9	COAL.....	..	..	..	..	..	..	..	..
10	CRUDE MINERAL OILS.....	12.5	..	..	..	..	..	..	..
11	NATURAL GAS.....	..	..	..	..	..	..	..	0.1
12	NON-METALLIC MINERALS.....	..	4.1	..	..	..	..	..	3.2
13	SERVICES INCIDENTAL TO MINING.....	..	..	..	..	..	..	..	..
14	MEAT PRODUCTS.....	..	..	..	..	..	..	..	0.6
15	DAIRY PRODUCTS.....	..	..	..	..	..	..	..	0.5
16	FISH PRODUCTS.....	..	0.1	..	..	..	..	..	..
17	FRUITS & VEGETABLES PREPARATIONS.....	..	..	..	..	..	..	..	3.9
18	FEEDS.....	..	14.5	..	..	..	..	..	12.0
19	FLOUR, WHEAT, MEAL & OTHER CEREALS.....	..	..	..	..	..	..	..	..
20	BREAKFAST CEREAL & BAKERY PROD.....	..	..	..	..	..	..	..	..
21	SUGAR.....	..	..	..	..	..	..	..	..
22	MISC. FOOD PRODUCTS.....	..	6.1	..	..	..	..	..	10.5
23	SOFT DRINKS.....	..	..	..	..	..	..	..	..
24	ALCOHOLIC BEVERAGES.....	..	..	..	..	..	..	..	..
25	TOBACCO PROCESSED UNMANUFACTURED.....	..	..	..	..	..	..	..	..
26	CIGARETTES & TOBACCO MFG.....	..	..	..	..	..	..	..	..
27	TIRES & TUBES.....	..	..	..	..	..	..	..	..
28	OTHER RUBBER PRODUCTS.....	..	..	10.0	..	..	..	..	1.2
29	PLASTIC FABRICATED PRODUCTS.....	..	..	16.9	..	..	..	..	1.8
30	LEATHER & LEATHER PRODUCTS.....	..	0.7	13.6	..	..	..	..	..
31	YARNS & MAN MADE FIBRES.....	..	..	..	..	..	..	..	..
32	FABRICS.....	..	..	..	..	..	..	..	..
33	OTHER TEXTILE PRODUCTS.....	..	..	13.3	..	..	..	..	2.6
34	HOSIERY & KNITTED WEAR.....	..	..	..	..	..	..	..	..
35	CLOTHING & ACCESSORIES.....	..	..	13.0	..	..	..	..	5.2
36	LUMBER & TIMBER.....	..	..	..	..	..	..	..	13.7
37	VENEER & PLYWOOD.....	..	..	..	..	..	..	..	..
38	OTHER WOOD FABRICATED MATERIALS.....	..	1.8	3.6	..	..	..	..	11.9
39	FURNITURE & FIXTURES.....	..	..	5.0	..	..	..	..	0.8
40	PULP.....	..	..	..	..	..	..	..	..
41	NEWSPRINT & OTHER PAPER STOCK.....	..	..	0.8	..	..	..	..	5.5
42	PAPER PRODUCTS.....	..	3.6	69.5	..	..	..	..	7.6
43	PRINTING & PUBLISHING.....	..	0.7	1.2	..	..	..	..	2.3
44	ADVERTISING, PRINT MEDIA.....	..	..	..	..	..	..	..	..
45	IRON & STEEL PRODUCTS.....	..	..	..	..	..	..	..	3.5
46	ALUMINUM PRODUCTS.....	..	..	..	..	..	..	..	..
47	COPPER & COPPER ALLOY PRODUCTS.....	..	..	..	..	..	..	..	..
48	NICKEL PRODUCTS.....	..	0.3	..	..	..	..	..	..
49	OTHER NON FERROUS METAL PRODUCTS.....	..	10.5	23.2	..	..	..	..	0.7
50	BOILERS, TANKS & PLATES.....	..	..	..	..	..	..	..	..
51	FABRICATED STRUCTURAL METAL PROD.....	..	..	..	..	..	..	..	7.7
52	OTHER METAL FABRICATED PRODUCTS.....	..	..	15.6	..	..	..	..	5.6
53	AGRICULTURAL MACHINERY.....	..	..	..	..	..	..	..	5.1
54	OTHER INDUSTRIAL MACHINERY.....	0.1	3.4	11.3	..	..	..	..	18.6
55	MOTOR VEHICLES.....	..	..	..	..	..	..	..	1.0
56	MOTOR VEHICLE PARTS.....	..	..	6.0	..	..	..	..	6.0
57	OTHER TRANSPORT EQUIPMENT.....	..	..	3.0	..	106.2	..	..	0.9
58	APPLIANCES & RECEIVERS, HOUSEHOLD.....	..	..	32.6	..	..	..	..	15.3
59	OTHER ELECTRICAL PRODUCTS.....	..	..	16.0	..	..	171.8	..	11.7
60	CEMENT & CONCRETE PRODUCTS.....	..	..	..	..	..	..	..	..
61	OTHER NON-METALLIC MINERAL PROD.....	..	..	3.6	..	..	..	..	3.4
62	GASOLINE & FUEL OIL.....	2364.4	..	..	..	..	..	..	..
63	OTHER PETROLEUM & COAL PROD.....	374.5	..	..	..	1.7	..	0.1	0.2
64	INDUSTRIAL CHEMICALS.....	..	1307.3	3.3	..	..	..	..	1.6
65	FERTILIZERS.....	..	77.2	..	..	..	..	..	..
66	PHARMACEUTICALS.....	..	487.5	..	..	..	..	..	0.4
67	OTHER CHEMICAL PRODUCTS.....	5.2	1358.9	10.7	..	..	..	..	9.6
68	SCIENTIFIC EQUIPMENT.....	..	7.8	451.5	..	..	..	..	5.6
69	OTHER MANUFACTURED PRODUCTS.....	12.0	34.3	678.4	..	..	..	..	12.5
70	RESIDENTIAL CONSTRUCTION.....	..	..	..	5670.8	..	..	..	..
71	NON-RESIDENTIAL CONSTRUCTION.....	..	..	..	10745.1	..	..	..	..
72	REPAIR CONSTRUCTION.....	..	..	..	3322.2	..	..	..	..
73	PIPELINE TRANSPORTATION.....	..	..	..	..	712.8	..	15.5	..
74	TRANSPORTATION & STORAGE.....	..	..	..	..	8324.7	..	..	..
75	RADIO & TELEVISION BROADCASTING.....	..	..	..	..	..	586.9	..	..
76	TELEPHONE & TELEGRAPH.....	..	..	..	..	..	3065.1	..	..
77	POSTAL SERVICES.....	..	..	..	..	..	602.3	..	..
78	ELECTRIC POWER.....	..	0.1	..	..	..	..	2835.0	..
79	OTHER UTILITIES.....	..	..	..	..	..	..	558.4	..
80	WHOLESALE MARGINS.....	5.4	152.8	72.3	..	7.9	..	..	6795.3
81	RETAIL MARGINS.....	..	..	..	..	13.9	..	31.6	..
82	IMPUTED RENT OWNER OCPD. DWEL.....	..	..	..	..	..	..	..	..
83	OTHER FINANCE, INS, REAL ESTATE.....	40.7	3.7	2.9	128.8	34.0	2.0	8.3	42.6
84	BUSINESS SERVICES.....	0.7	2.8	..	0.3	16.6	34.6	2.6	43.5
85	EDUCATION SERVICES.....	..	..	..	..	..	..	..	..
86	HEALTH SERVICES.....	..	..	..	..	..	..	..	..
87	AMUSEMENT & RECREATION SERVICES.....	..	..	..	..	..	11.6	..	..
88	ACCOMMODATION & FOOD SERVICES.....	0.3	2.6	1.6	..	18.4	..	5.5	..
89	OTHER PERSONAL & MISC. SERVICES.....	1.7	0.2	50.1	87.8	74.3	6.6	43.6	549.7
90	TRANSPORTATION MARGINS.....	..	..	..	..	..	..	..	..
91	OPERATING, OFFICE, LAB. & FOOD.....	..	..	..	..	..	..	..	..
92	TRAVEL, ADVERTISING & PROMOTION.....	..	..	..	..	..	..	..	..
	TOTAL.....	2825.8	3598.4	1558.9	19954.9	9310.5	4480.9	3503.2	7625.0

NOTE: DETAIL MAY NOT ADD DUE TO ROUNDING AND SUPPRESSION OF CONFIDENTIAL COMMODITIES.

TABLE 34. MAKE (OUTPUT) MATRIX (AGGREGATION - M), 1976 (MILLIONS OF 1971 DOLLARS) - CONTINUED

COMMODITY AGGREGATION - M NO	RETAIL TRADE	OWNER OCCUPIED DWELLINGS	FINANCE, INS. & REAL. EST.	EDUCATION & HEALTH SERVICES	AMUSEMENT RECREATION SERVICES	SERVICE TO BUSINESS MANAGEMENT	ACCOMMODA- TION, FOOD SERVICES	PERSONAL & MISC SERVICES
1 GRAINS.....	..	..	..	..	..	..	..	..
2 LIVE ANIMALS.....	..	..	..	..	..	..	..	..
3 OTHER AGRICULTURAL PRODUCTS.....	3.3	..	..	..	..	..	..	..
4 FORESTRY PRODUCTS.....	..	..	..	..	..	..	..	..
5 FISH LANDINGS.....	..	..	..	..	..	..	..	..
6 HUNTING & TRAPPING PRODUCTS.....	..	..	..	..	..	..	..	..
7 IRON ORES & CONCENTRATES.....	..	..	..	..	..	..	..	..
8 OTHER METAL ORES & CONCENTRATES.....	..	..	..	..	..	..	..	..
9 COAL.....	..	..	..	..	..	..	..	..
10 CRUDE MINERAL OILS.....	..	..	..	..	..	..	..	..
11 NATURAL GAS.....	..	..	..	..	..	..	..	..
12 NON-METALLIC MINERALS.....	..	..	..	..	..	..	..	..
13 SERVICES INCIDENTAL TO MINING.....	..	..	..	..	..	..	..	..
14 MEAT PRODUCTS.....	246.3	..	..	..	..	..	..	..
15 DAIRY PRODUCTS.....	..	..	..	..	..	..	..	..
16 FISH PRODUCTS.....	..	..	..	..	..	..	..	..
17 FRUITS & VEGETABLES PREPARATIONS.....	..	..	..	..	..	..	..	..
18 FEEDS.....	..	..	..	..	..	..	..	..
19 FLOUR,WHEAT,MEAL & OTHER CEREALS.....	..	..	..	..	..	..	..	..
20 BREAKFAST CEREAL & BAKERY PROD.....	..	..	..	..	..	..	..	..
21 SUGAR.....	..	..	..	..	..	..	..	..
22 MISC. FOOD PRODUCTS.....	10.4	..	..	..	..	..	..	..
23 SOFT DRINKS.....	..	..	..	..	..	..	..	..
24 ALCOHOLIC BEVERAGES.....	..	..	..	..	..	..	..	..
25 TOBACCO PROCESSED UNMANUFACTURED.....	..	..	..	..	..	..	..	..
26 CIGARETTES & TOBACCO MFG.....	..	..	..	..	..	..	..	..
27 TIRES & TUBES.....	..	..	..	..	..	..	..	..
28 OTHER RUBBER PRODUCTS.....	..	..	..	..	..	..	..	..
29 PLASTIC FABRICATED PRODUCTS.....	..	..	..	..	..	..	..	..
30 LEATHER & LEATHER PRODUCTS.....	..	..	..	..	..	..	..	..
31 YARNS & MAN MADE FIBRES.....	..	..	..	..	..	..	..	..
32 FABRICS.....	..	..	..	..	..	..	..	..
33 OTHER TEXTILE PRODUCTS.....	2.5	..	..	..	..	..	..	..
34 HOSIERY & KNITTED WEAR.....	..	..	..	..	..	..	..	..
35 CLOTHING & ACCESSORIES.....	0.4	..	..	..	..	..	..	..
36 LUMBER & TIMBER.....	..	..	..	..	..	..	..	..
37 VENEER & PLYWOOD.....	..	..	..	..	..	..	..	..
38 OTHER WOOD FABRICATED MATERIALS.....	..	..	..	..	..	..	..	..
39 FURNITURE & FIXTURES.....	..	..	..	..	..	..	..	..
40 PULP.....	..	..	..	..	..	..	..	..
41 NEWSPRINT & OTHER PAPER STOCK.....	..	..	..	..	..	..	..	..
42 PAPER PRODUCTS.....	..	..	..	..	..	..	..	..
43 PRINTING & PUBLISHING.....	..	..	..	..	..	..	..	..
44 ADVERTISING,PRINT MEDIA.....	..	..	..	..	..	..	..	..
45 IRON & STEEL PRODUCTS.....	..	..	..	..	..	..	..	..
46 ALUMINUM PRODUCTS.....	..	..	..	..	..	..	..	..
47 COPPER & COPPER ALLOY PRODUCTS.....	..	..	..	..	..	..	..	..
48 NICKEL PRODUCTS.....	..	..	..	..	..	..	..	..
49 OTHER NON FERROUS METAL PRODUCTS.....	..	..	..	..	..	..	..	..
50 BOILERS, TANKS & PLATES.....	..	..	..	..	..	..	..	..
51 FABRICATED STRUCTURAL METAL PROD.....	..	..	..	..	..	..	..	..
52 OTHER METAL FABRICATED PRODUCTS.....	..	..	..	..	..	..	..	..
53 AGRICULTURAL MACHINERY.....	..	..	..	..	..	..	..	..
54 OTHER INDUSTRIAL MACHINERY.....	..	..	..	..	..	..	..	..
55 MOTOR VEHICLES.....	..	..	..	..	..	..	..	..
56 MOTOR VEHICLE PARTS.....	..	..	..	..	..	..	..	..
57 OTHER TRANSPORT EQUIPMENT.....	..	..	..	..	..	..	..	..
58 APPLIANCES & RECEIVERS,HOUSEHOLD.....	..	..	..	..	..	..	..	..
59 OTHER ELECTRICAL PRODUCTS.....	..	..	..	..	..	..	..	..
60 CEMENT & CONCRETE PRODUCTS.....	..	..	..	..	..	..	..	..
61 OTHER NON-METALLIC MINERAL PROD.....	..	..	..	..	..	..	..	..
62 GASOLINE & FUEL OIL.....	..	..	..	..	..	..	..	..
63 OTHER PETROLEUM & COAL PROD.....	..	..	..	..	..	..	..	..
64 INDUSTRIAL CHEMICALS.....	..	..	..	..	..	..	..	..
65 FERTILIZERS.....	..	..	..	..	..	..	..	..
66 PHARMACEUTICALS.....	..	..	..	..	..	..	..	..
67 OTHER CHEMICAL PRODUCTS.....	..	..	..	..	..	..	..	..
68 SCIENTIFIC EQUIPMENT.....	..	..	..	..	..	..	..	..
69 OTHER MANUFACTURED PRODUCTS.....	..	..	..	..	84.4	..	..	..
70 RESIDENTIAL CONSTRUCTION.....	..	..	..	..	..	..	..	..
71 NON-RESIDENTIAL CONSTRUCTION.....	..	..	..	..	..	..	..	..
72 REPAIR CONSTRUCTION.....	..	..	..	..	..	..	..	..
73 PIPELINE TRANSPORTATION.....	..	..	..	..	..	..	..	..
74 TRANSPORTATION & STORAGE.....	7.3	..	0.2	..	..	..	..	..
75 RADIO & TELEVISION BROADCASTING.....	..	..	..	..	..	..	..	..
76 TELEPHONE & TELEGRAPH.....	..	..	..	..	..	..	..	..
77 POSTAL SERVICES.....	..	..	..	..	..	..	..	..
78 ELECTRIC POWER.....	..	..	..	..	..	..	..	..
79 OTHER UTILITIES.....	..	..	..	..	..	..	..	9.9
80 WHOLESALE MARGINS.....	..	..	..	..	..	79.3	..	..
81 RETAIL MARGINS.....	9083.9	..	..	..	17.8	16.9	23.5	8.9
82 IMPUTED RENT OWNER OCPD, DWEL.....	..	6822.5	..	..	..	..	..	..
83 OTHER FINANCE,INS.,REAL ESTATE.....	51.5	..	13870.1	3.5	10.7	27.4	41.7	5.7
84 BUSINESS SERVICES.....	1.9	..	53.6	..	7.8	4525.6	..	..
85 EDUCATION SERVICES.....	..	..	..	320.9	..	..	..	..
86 HEALTH SERVICES.....	..	..	..	2431.4	..	..	..	..
87 AMUSEMENT & RECREATION SERVICES.....	..	..	..	..	1144.0	4.3	0.6	..
88 ACCOMMODATION & FOOD SERVICES.....	151.0	..	0.4	..	52.3	..	4849.3	0.1
89 OTHER PERSONAL & MISC SERVICES.....	1392.2	..	345.1	..	..	687.9	28.6	1405.9
90 TRANSPORTATION MARGINS.....	..	..	..	..	..	..	..	..
91 OPERATING, OFFICE, LAB. & FOOD.....	..	..	..	..	..	..	..	..
92 TRAVEL, ADVERTISING & PROMOTION.....	..	..	..	..	..	..	..	..
TOTAL.....	10950.8	6822.5	14269.4	2755.8	1317.0	5341.4	4943.8	1430.4

NOTE: DETAIL MAY NOT ADD DUE TO ROUNDING AND SUPPRESSION OF CONFIDENTIAL COMMODITIES.



TABLE 34. MAKE (OUTPUT) MATRIX (AGGREGATION - M), 1976 (MILLIONS OF 1971 DOLLARS) - CONCLUDED

NO.	COMMODITY AGGREGATION - M	TRANS. MARGINS	OPERATING OFFICE LAB & FOOD	TRAVEL PROMOTION, ADVTG.	TOTAL INDUSTRIES
1	GRAINS	--	--	--	1478.0
2	LIVE ANIMALS	--	--	--	2102.8
3	OTHER AGRICULTURAL PRODUCTS	--	--	--	1864.6
4	FORESTRY PRODUCTS	--	--	--	1542.2
5	FISH LANDINGS	--	--	--	195.1
6	HUNTING & TRAPPING PRODUCTS	--	--	--	13.1
7	IRON ORES & CONCENTRATES	--	--	--	629.8
8	OTHER METAL ORES & CONCENTRATES	--	--	--	1730.5
9	COAL	--	--	--	152.2
10	CRUDE MINERAL OILS	--	--	--	1487.2
11	NATURAL GAS	--	--	--	386.1
12	NON-METALLIC MINERALS	--	--	--	572.8
13	SERVICES INCIDENTAL TO MINING	--	--	--	719.4
14	MEAT PRODUCTS	--	--	--	3412.4
15	DAIRY PRODUCTS	--	--	--	1497.1
16	FISH PRODUCTS	--	--	--	342.3
17	FRUITS & VEGETABLES PREPARATIONS	--	--	--	696.7
18	FEEDS	--	--	--	920.1
19	FLOUR,WHEAT,MEAL & OTHER CEREALS	--	--	--	202.5
20	BREAKFAST CEREAL & BAKERY PROD.	--	--	--	784.4
21	SUGAR	--	--	--	219.0
22	MISC FOOD PRODUCTS	--	--	--	1182.4
23	SOFT DRINKS	--	--	--	394.5
24	ALCOHOLIC BEVERAGES	--	--	--	979.7
25	TOBACCO PROCESSED UNMANUFACTURED	--	--	--	174.5
26	CIGARETTES & TOBACCO MFG.	--	--	--	455.8
27	TIRES & TUBES	--	--	--	--
28	OTHER RUBBER PRODUCTS	--	--	--	769.9
29	PLASTIC FABRICATED PRODUCTS	--	--	--	583.5
30	LEATHER & LEATHER PRODUCTS	--	--	--	427.0
31	YARNS & MAN MADE FIBRES	--	--	--	392.9
32	FABRICS	--	--	--	696.6
33	OTHER TEXTILE PRODUCTS	--	--	--	813.2
34	HOSIERY & KNITTED WEAR	--	--	--	547.2
35	CLOTHING & ACCESSORIES	--	--	--	1700.3
36	LUMBER & TIMBER	--	--	--	1484.3
37	VENEER & PLYWOOD	--	--	--	339.3
38	OTHER WOOD FABRICATED MATERIALS	--	--	--	1207.2
39	FURNITURE & FIXTURES	--	--	--	989.1
40	PULP	--	--	--	1032.7
41	NEWSPRINT & OTHER PAPER STOCK	--	--	--	2135.0
42	PAPER PRODUCTS	--	--	--	1484.1
43	PRINTING & PUBLISHING	--	--	--	1564.7
44	ADVERTISING,PRINT MEDIA	--	--	--	607.6
45	IRON & STEEL PRODUCTS	--	--	--	2398.4
46	ALUMINUM PRODUCTS	--	--	--	710.2
47	COPPER & COPPER ALLOY PRODUCTS	--	--	--	884.9
48	NICKEL PRODUCTS	--	--	--	688.1
49	OTHER NON FERROUS METAL PRODUCTS	--	--	--	577.0
50	BOILERS, TANKS & PLATES	--	--	--	369.5
51	FABRICATED STRUCTURAL METAL PROD.	--	--	--	992.3
52	OTHER METAL FABRICATED PRODUCTS	--	--	--	2747.4
53	AGRICULTURAL MACHINERY	--	--	--	578.2
54	OTHER INDUSTRIAL MACHINERY	--	--	--	2167.6
55	MOTOR VEHICLES	--	--	--	5816.8
56	MOTOR VEHICLE PARTS	--	--	--	2919.1
57	OTHER TRANSPORT EQUIPMENT	--	--	--	1285.9
58	APPLIANCES & RECEIVERS,HOUSEHOLD	--	--	--	894.4
59	OTHER ELECTRICAL PRODUCTS	--	--	--	2937.6
60	CEMENT & CONCRETE PRODUCTS	--	--	--	914.1
61	OTHER NON-METALLIC MINERAL PROD.	--	--	--	921.7
62	GASOLINE & FUEL OIL	--	--	--	2369.2
63	OTHER PETROLEUM & COAL PROD.	--	--	--	517.2
64	INDUSTRIAL CHEMICALS	--	--	--	1429.6
65	FERTILIZERS	--	--	--	253.6
66	PHARMACEUTICALS	--	--	--	506.3
67	OTHER CHEMICAL PRODUCTS	--	--	--	1535.0
68	SCIENTIFIC EQUIPMENT	--	--	--	531.6
69	OTHER MANUFACTURED PRODUCTS	--	--	--	1000.1
70	RESIDENTIAL CONSTRUCTION	--	--	--	5870.8
71	NON-RESIDENTIAL CONSTRUCTION	--	--	--	10745.1
72	REPAIR CONSTRUCTION	--	--	--	3322.2
73	PIPELINE TRANSPORTATION	--	--	--	728.3
74	TRANSPORTATION & STORAGE	--	--	--	8336.6
75	RADIO & TELEVISION BROADCASTING	--	--	--	586.9
76	TELEPHONE & TELEGRAPH	--	--	--	3065.1
77	POSTAL SERVICES	--	--	--	602.3
78	ELECTRIC POWER	--	--	--	2857.4
79	OTHER UTILITIES	--	--	--	571.3
80	WHOLESALE MARGINS	--	--	--	8510.5
81	RETAIL MARGINS	--	--	--	9196.5
82	IMPUTED RENT OWNER OCPD DWEL	--	--	--	6822.5
83	OTHER FINANCE,INS,REAL ESTATE	--	--	--	14414.7
84	BUSINESS SERVICES	--	--	--	4748.1
85	EDUCATION SERVICES	--	--	--	320.9
86	HEALTH SERVICES	--	--	--	2431.4
87	AMUSEMENT & RECREATION SERVICES	--	--	--	1160.6
88	ACCOMMODATION & FOOD SERVICES	--	--	--	5132.3
89	OTHER PERSONAL & MISC SERVICES	--	--	--	4933.6
90	TRANSPORTATION MARGINS	3851.2	--	--	3851.2
91	OPERATING, OFFICE, LAB & FOOD	--	6586.8	--	6586.8
92	TRAVEL, ADVERTISING & PROMOTION	--	--	3975.1	3975.1
	TOTAL	3851.2	6586.8	3975.1	185425.5

NOTE: DETAIL MAY NOT ADD DUE TO ROUNDING AND SUPPRESSION OF CONFIDENTIAL COMMODITIES.

TABLE 35. USE (INPUT) MATRIX (AGGREGATION - M), 1976 (MILLIONS OF 1971 DOLLARS)

NO.	COMMODITY AGGREGATION - M	AGRICUL- TURE	FORES- TRY	FISHING, HUNTING & TRAPPING	METAL MINES	MINERAL FUELS	NON-METAL MINES & QUARRIES	SERVICES INCIDENTAL TO MINING	FOOD & BEVERAGE INDUSTRIES
1	GRAINS.....	25.2	--	--	--	--	--	--	380.1
2	LIVE ANIMALS.....	158.7	--	--	--	--	--	--	1609.3
3	OTHER AGRICULTURAL PRODUCTS.....	154.9	--	--	--	--	--	--	979.4
4	FORESTRY PRODUCTS.....	0.4	191.0	--	--	--	--	--	--
5	FISH LANDINGS.....	--	--	2.3	--	--	--	--	162.8
6	HUNTING & TRAPPING PRODUCTS.....	--	--	--	--	--	--	--	--
7	IRON ORES & CONCENTRATES.....	--	--	--	0.3	--	--	--	--
8	OTHER METAL ORES & CONCENTRATES.....	--	--	--	13.9	--	--	--	--
9	COAL.....	0.7	--	--	1.0	--	--	--	0.1
10	CRUDE MINERAL OILS.....	--	--	--	--	--	--	--	--
11	NATURAL GAS.....	1.2	--	--	2.2	1.6	2.7	--	8.3
12	NON-METALLIC MINERALS.....	4.6	--	0.5	15.7	0.7	2.7	3.7	6.4
13	SERVICES INCIDENTAL TO MINING.....	--	--	--	229.6	130.4	18.1	--	--
14	MEAT PRODUCTS.....	3.0	--	--	--	--	--	--	750.1
15	DAIRY PRODUCTS.....	--	--	--	--	--	--	--	206.1
16	FISH PRODUCTS.....	--	--	--	--	--	--	--	36.8
17	FRUITS & VEGETABLES PREPARATIONS.....	--	--	--	--	--	--	--	76.3
18	FEEDS.....	616.7	--	--	--	--	--	--	188.7
19	FLOUR,WHEAT,MEAL & OTHER CEREALS.....	--	--	--	--	--	--	--	119.5
20	BREAKFAST CEREAL & BAKERY PROD.....	--	--	--	--	--	--	--	6.0
21	SUGAR.....	--	--	--	--	--	--	--	146.1
22	MISC. FOOD PRODUCTS.....	--	--	--	--	--	--	--	348.9
23	SOFT DRINKS.....	--	--	--	--	--	--	--	43.4
24	ALCOHOLIC BEVERAGES.....	--	--	--	--	--	--	--	25.7
25	TOBACCO PROCESSED UNMANUFACTURED.....	--	--	--	--	--	--	--	--
26	CIGARETTES & TOBACCO MFG.....	--	--	--	--	--	--	--	--
27	TIRES & TUBES.....	--	--	--	--	--	--	--	--
28	OTHER RUBBER PRODUCTS.....	21.0	--	--	--	--	--	--	--
29	PLASTIC FABRICATED PRODUCTS.....	--	--	--	--	--	3.1	--	51.5
30	LEATHER & LEATHER PRODUCTS.....	--	--	--	--	--	--	--	--
31	YARNS & MAN MADE FIBRES.....	--	--	0.5	--	--	--	--	--
32	FABRICS.....	--	--	--	--	--	--	--	0.7
33	OTHER TEXTILE PRODUCTS.....	15.3	3.2	6.8	0.8	--	0.3	--	8.6
34	HOSIERY & KNITTED WEAR.....	--	--	--	--	--	--	--	--
35	CLOTHING & ACCESSORIES.....	--	--	--	--	--	--	--	--
36	LUMBER & TIMBER.....	0.1	--	3.6	--	0.3	0.2	--	--
37	VENEER & PLYWOOD.....	--	--	--	--	--	--	--	--
38	OTHER WOOD FABRICATED MATERIALS.....	2.6	--	--	--	--	0.8	--	3.3
39	FURNITURE & FIXTURES.....	--	--	--	--	--	--	--	--
40	PULP.....	--	--	--	--	--	--	--	--
41	NEWSPRINT & OTHER PAPER STOCK.....	--	--	--	--	--	--	--	11.3
42	PAPER PRODUCTS.....	3.3	--	--	0.1	--	7.0	--	307.0
43	PRINTING & PUBLISHING.....	--	--	--	--	--	0.2	--	41.9
44	ADVERTISING,PRINT MEDIA.....	--	--	--	--	--	--	--	--
45	IRON & STEEL PRODUCTS.....	--	--	--	27.4	10.1	1.3	18.1	0.9
46	ALUMINUM PRODUCTS.....	--	--	--	--	--	--	--	1.1
47	COPPER & COPPER ALLOY PRODUCTS.....	--	--	--	--	--	--	--	--
48	NICKEL PRODUCTS.....	--	--	--	--	--	--	--	--
49	OTHER NON FERROUS METAL PRODUCTS.....	--	--	--	0.9	0.1	--	--	2.3
50	BOILERS, TANKS & PLATES.....	--	--	--	--	--	--	--	--
51	FABRICATED STRUCTURAL METAL PROD.....	--	--	--	2.5	0.7	--	--	--
52	OTHER METAL FABRICATED PRODUCTS.....	25.8	12.0	1.0	3.6	2.2	--	--	205.5
53	AGRICULTURAL MACHINERY.....	56.5	--	--	--	--	--	--	--
54	OTHER INDUSTRIAL MACHINERY.....	--	10.1	3.1	31.7	19.6	12.7	9.6	6.7
55	MOTOR VEHICLES.....	--	--	--	--	--	--	--	--
56	MOTOR VEHICLE PARTS.....	--	--	--	--	--	--	--	--
57	OTHER TRANSPORT EQUIPMENT.....	1.2	2.6	15.9	6.3	0.9	--	--	--
58	APPLIANCES & RECEIVERS,HOUSEHOLD.....	--	--	--	--	--	--	--	--
59	OTHER ELECTRICAL PRODUCTS.....	--	--	6.3	--	--	--	5.1	--
60	CEMENT & CONCRETE PRODUCTS.....	--	--	--	--	--	0.2	4.9	--
61	OTHER NON-METALLIC MINERAL PROD.....	1.8	0.2	0.5	5.9	--	0.5	3.4	108.8
62	GASOLINE & FUEL OIL.....	150.7	26.0	10.2	32.0	9.2	11.6	10.9	25.3
63	OTHER PETROLEUM & COAL PROD.....	23.7	0.9	2.2	6.7	2.0	5.0	2.8	5.4
64	INDUSTRIAL CHEMICALS.....	95.8	0.3	0.2	19.8	8.8	3.8	0.3	39.1
65	FERTILIZERS.....	89.0	--	--	--	--	--	--	--
66	PHARMACEUTICALS.....	17.6	--	--	--	--	--	--	12.5
67	OTHER CHEMICAL PRODUCTS.....	80.0	1.9	0.2	38.2	6.9	10.9	2.3	82.4
68	SCIENTIFIC EQUIPMENT.....	--	--	--	--	--	--	--	--
69	OTHER MANUFACTURED PRODUCTS.....	--	--	4.1	--	--	--	--	1.2
70	RESIDENTIAL CONSTRUCTION.....	--	--	--	--	--	--	--	--
71	NON-RESIDENTIAL CONSTRUCTION.....	--	--	--	--	--	--	--	--
72	REPAIR CONSTRUCTION.....	121.6	27.6	3.5	36.8	175.7	7.6	--	25.9
73	PIPELINE TRANSPORTATION.....	3.0	--	0.1	2.8	2.0	3.2	--	10.7
74	TRANSPORTATION & STORAGE.....	16.2	157.3	1.6	29.6	9.8	7.6	19.4	64.3
75	RADIO & TELEVISION BROADCASTING.....	--	--	--	--	--	--	--	--
76	TELEPHONE & TELEGRAPH.....	35.4	3.2	0.4	5.9	8.0	2.5	3.3	37.4
77	POSTAL SERVICES.....	3.1	0.3	--	0.6	2.2	0.3	0.2	4.5
78	ELECTRIC POWER.....	90.1	1.0	0.2	72.1	47.4	15.5	8.6	48.6
79	OTHER UTILITIES.....	5.7	--	--	2.8	3.3	2.3	--	14.8
80	WHOLESALE MARGINS.....	161.2	11.1	6.4	34.7	13.9	11.6	10.4	225.9
81	RETAIL MARGINS.....	39.1	1.0	1.3	1.0	0.3	1.0	1.1	2.3
82	IMPUTED RENT OWNER OCPD DWEL.....	--	--	--	--	--	--	--	--
83	OTHER FINANCE,INS,REAL ESTATE.....	244.4	107.2	3.7	81.0	412.7	20.3	16.3	110.4
84	BUSINESS SERVICES.....	16.7	7.6	0.4	68.3	163.7	11.3	14.6	76.4
85	EDUCATION SERVICES.....	--	--	--	--	--	--	--	--
86	HEALTH SERVICES.....	--	--	--	--	--	--	--	--
87	AMUSEMENT & RECREATION SERVICES.....	--	--	--	--	--	--	--	--
88	ACCOMMODATION & FOOD SERVICES.....	--	--	--	--	--	--	--	--
89	OTHER PERSONAL & MISC. SERVICES.....	19.9	54.4	4.0	18.8	5.9	12.6	8.5	48.7
90	TRANSPORTATION MARGINS.....	70.9	3.4	2.6	19.2	4.2	5.1	4.9	241.8
91	OPERATING, OFFICE, LAB. & FOOD.....	192.9	198.6	2.3	344.5	99.9	90.7	55.9	204.5
92	TRAVEL, ADVERTISING & PROMOTION.....	0.3	3.9	--	6.7	22.2	5.4	14.7	344.4
93	NON-COMPETING IMPORTS.....	--	--	--	--	--	--	--	190.7
94	UNALLOCATED IMPORTS & EXPORTS.....	--	--	--	--	--	--	--	--
95	INDIRECT TAXES.....	301.8	36.4	6.3	59.7	107.1	15.4	7.8	94.4
96	SUBSIDIES.....	-195.4	-0.8	-1.1	-9.9	-3.3	--	--	-28.2
	GDP AT FACTOR COST.....	2868.7	663.4	123.5	1285.2	969.9	408.0	303.9	2912.3
	TOTAL.....	5545.6	1523.6	212.8	2498.2	2238.5	701.8	530.1	10639.5

NOTE: DETAIL MAY NOT ADD DUE TO ROUNDING.

TABLE 35. USE (INPUT) MATRIX (AGGREGATION - M), 1976 (MILLIONS OF 1971 DOLLARS) - CONTINUED

NO.	COMMODITY AGGREGATION - M	TOBACCO PRODUCTS INDUSTRIES	RUBBER & PLASTIC PROD. IND.	LEATHER INDUSTRIES	TEXTILE INDUSTRIES	KNITTING MILLS	CLOTHING INDUSTRIES	WOOD	FURNITURE, FIXTURE INDUSTRIES
1	GRAINS.....	--	--	--	--	--	--	--	--
2	LIVE ANIMALS.....	--	--	--	--	--	--	--	--
3	OTHER AGRICULTURAL PRODUCTS.....	157.4	--	--	0.5	0.2	6.5	--	--
4	FORESTRY PRODUCTS.....	--	--	--	--	--	--	846.6	0.4
5	FISH LANDINGS.....	--	--	--	--	--	--	--	--
6	HUNTING & TRAPPING PRODUCTS.....	--	--	--	--	--	20.8	--	--
7	IRON ORES & CONCENTRATES.....	--	--	--	--	--	--	--	--
8	OTHER METAL ORES & CONCENTRATES.....	--	--	--	--	--	--	--	--
9	COAL.....	--	--	--	--	--	--	--	--
10	CRUDE MINERAL OILS.....	--	0.1	--	--	--	--	0.1	--
11	NATURAL GAS.....	0.1	1.5	0.2	1.5	0.2	0.1	2.1	0.5
12	NON-METALLIC MINERALS.....	--	1.7	0.2	0.7	--	--	--	--
13	SERVICES INCIDENTAL TO MINING.....	--	--	--	--	--	--	--	--
14	MEAT PRODUCTS.....	2.1	0.5	20.5	--	--	0.2	--	--
15	DAIRY PRODUCTS.....	--	0.1	--	--	--	--	--	--
16	FISH PRODUCTS.....	--	--	0.4	--	--	--	--	--
17	FRUITS & VEGETABLES PREPARATIONS.....	--	--	--	--	--	--	--	--
18	FEEDS.....	--	--	--	--	--	--	--	--
19	FLOUR,WHEAT,MEAL & OTHER CEREALS.....	--	--	--	--	--	--	0.1	--
20	BREAKFAST CEREAL & BAKERY PROD.....	--	--	--	--	--	--	--	--
21	SUGAR.....	--	--	--	--	--	--	--	--
22	MISC. FOOD PRODUCTS.....	0.5	0.4	--	--	--	--	--	--
23	SOFT DRINKS.....	--	--	--	--	--	--	--	--
24	ALCOHOLIC BEVERAGES.....	--	--	--	--	--	--	--	--
25	TOBACCO PROCESSED UNMANUFACTURED.....	124.4	--	--	--	--	--	--	--
26	CIGARETTES & TOBACCO MFG.....	2.1	--	--	--	--	--	--	--
27	TIRES & TUBES.....	--	--	--	--	--	--	--	--
28	OTHER RUBBER PRODUCTS.....	--	15.3	41.6	10.7	--	0.1	--	21.1
29	PLASTIC FABRICATED PRODUCTS.....	1.4	39.4	16.3	17.4	0.3	1.7	14.1	22.3
30	LEATHER & LEATHER PRODUCTS.....	--	2.1	63.6	0.1	--	38.6	--	0.5
31	YARNS & MAN MADE FIBRES.....	4.4	9.1	0.2	346.1	174.3	2.5	--	--
32	FABRICS.....	--	68.3	3.6	200.2	14.6	623.5	1.1	68.7
33	OTHER TEXTILE PRODUCTS.....	--	0.6	2.3	35.7	5.2	58.1	0.8	14.6
34	HOSIERY & KNITTED WEAR.....	--	--	--	0.5	1.7	--	--	--
35	CLOTHING & ACCESSORIES.....	--	1.0	2.6	36.6	15.4	104.4	--	--
36	LUMBER & TIMBER.....	--	0.2	0.2	0.2	--	--	211.9	36.3
37	VENEER & PLYWOOD.....	--	0.2	0.5	--	--	--	103.7	16.9
38	OTHER WOOD FABRICATED MATERIALS.....	0.1	1.9	0.4	0.6	--	--	90.6	18.8
39	FURNITURE & FIXTURES.....	--	0.1	--	--	--	--	4.8	34.5
40	PULP.....	--	--	--	5.6	--	--	--	--
41	NEWSPRINT & OTHER PAPER STOCK.....	5.2	10.3	0.7	2.6	0.7	1.3	8.0	4.9
42	PAPER PRODUCTS.....	43.0	21.2	6.2	21.6	4.8	10.1	5.1	19.1
43	PRINTING & PUBLISHING.....	0.8	0.8	0.8	1.6	1.6	1.0	0.1	1.0
44	ADVERTISING,PRINT MEDIA.....	--	--	--	--	--	--	--	--
45	IRON & STEEL PRODUCTS.....	--	0.7	--	2.2	--	--	1.5	31.8
46	ALUMINUM PRODUCTS.....	--	2.1	--	0.9	--	--	11.0	0.1
47	COPPER & COPPER ALLOY PRODUCTS.....	--	0.4	--	--	--	--	--	--
48	NICKEL PRODUCTS.....	--	0.1	--	0.2	--	--	--	--
49	OTHER NON FERROUS METAL PRODUCTS.....	--	3.6	--	0.4	--	--	--	--
50	BOILERS, TANKS & PLATES.....	--	--	--	--	--	--	0.6	--
51	FABRICATED STRUCTURAL METAL PROD.....	--	0.2	--	0.1	--	--	10.6	0.1
52	OTHER METAL FABRICATED PRODUCTS.....	2.3	23.6	6.4	11.3	0.1	0.6	29.4	66.5
53	AGRICULTURAL MACHINERY.....	--	--	--	--	--	--	--	--
54	OTHER INDUSTRIAL MACHINERY.....	--	2.1	--	2.2	--	--	0.3	2.3
55	MOTOR VEHICLES.....	--	--	--	0.2	--	--	--	--
56	MOTOR VEHICLE PARTS.....	--	9.9	--	9.6	--	--	--	--
57	OTHER TRANSPORT EQUIPMENT.....	--	--	--	--	--	--	--	--
58	APPLIANCES & RECEIVERS,HOUSEHOLD.....	--	0.1	--	--	--	--	3.9	--
59	OTHER ELECTRICAL PRODUCTS.....	--	2.0	--	--	--	--	1.8	10.1
60	CEMENT & CONCRETE PRODUCTS.....	--	--	--	--	--	--	--	--
61	OTHER NON-METALLIC MINERAL PROD.....	--	4.0	0.3	0.2	--	0.2	21.4	6.4
62	GASOLINE & FUEL OIL.....	0.3	2.9	0.5	6.9	0.8	0.8	8.1	1.3
63	OTHER PETROLEUM & COAL PROD.....	0.1	1.0	0.1	1.1	--	0.1	3.5	0.2
64	INDUSTRIAL CHEMICALS.....	3.7	342.9	7.4	71.2	0.3	0.8	17.9	0.1
65	FERTILIZERS.....	--	--	--	--	--	--	--	--
66	PHARMACEUTICALS.....	--	--	--	--	--	--	--	--
67	OTHER CHEMICAL PRODUCTS.....	0.3	22.0	6.2	31.7	4.1	1.2	16.9	13.3
68	SCIENTIFIC EQUIPMENT.....	--	0.8	--	0.5	--	--	--	--
69	OTHER MANUFACTURED PRODUCTS.....	--	4.2	6.1	58.6	1.6	43.1	5.8	8.6
70	RESIDENTIAL CONSTRUCTION.....	--	--	--	--	--	--	--	--
71	NON-RESIDENTIAL CONSTRUCTION.....	--	--	--	--	--	--	--	--
72	REPAIR CONSTRUCTION.....	1.9	4.2	1.3	5.4	0.5	1.3	12.8	2.0
73	PIPELINE TRANSPORTATION.....	0.1	1.9	0.3	1.9	0.2	0.1	2.6	0.6
74	TRANSPORTATION & STORAGE.....	0.7	0.9	0.4	1.5	0.3	1.8	3.2	0.7
75	RADIO & TELEVISION BROADCASTING.....	--	--	--	--	--	--	--	--
76	TELEPHONE & TELEGRAPH.....	1.5	9.6	2.3	8.1	1.8	6.9	11.9	4.8
77	POSTAL SERVICES.....	0.2	1.4	0.6	1.4	0.5	2.8	1.2	1.0
78	ELECTRIC POWER.....	1.4	16.5	1.9	16.0	2.2	4.2	35.3	5.2
79	OTHER UTILITIES.....	0.2	2.8	0.2	2.5	0.4	0.4	4.1	0.6
80	WHOLESALE MARGINS.....	6.3	33.8	12.9	56.6	14.6	66.9	82.2	48.0
81	RETAIL MARGINS.....	--	0.1	--	0.2	--	0.1	0.8	0.1
82	IMPUTED RENT OWNER OCPD. DWEL.....	--	--	--	--	--	--	--	--
83	OTHER FINANCE,INS.,REAL ESTATE.....	9.9	33.5	10.7	29.7	9.1	37.0	57.7	25.1
84	BUSINESS SERVICES.....	5.4	23.5	5.2	17.9	3.3	14.4	18.7	7.6
85	EDUCATION SERVICES.....	--	--	--	--	--	--	--	--
86	HEALTH SERVICES.....	--	--	--	--	--	--	--	--
87	AMUSEMENT & RECREATION SERVICES.....	--	--	--	--	--	--	--	--
88	ACCOMMODATION & FOOD SERVICES.....	--	--	--	--	--	--	--	--
89	OTHER PERSONAL & MISC. SERVICES.....	1.5	6.2	5.3	4.7	1.8	3.6	22.2	3.0
90	TRANSPORTATION MARGINS.....	5.9	18.4	5.3	22.2	3.4	9.9	67.4	14.5
91	OPERATING, OFFICE, LAB. & FOOD.....	6.6	50.6	12.1	47.7	9.5	17.6	169.9	17.1
92	TRAVEL, ADVERTISING & PROMOTION.....	34.7	51.3	13.1	36.5	6.8	32.1	24.9	20.4
93	NON-COMPETING IMPORTS.....	--	28.5	--	27.3	--	--	--	--
94	UNALLOCATED IMPORTS & EXPORTS.....	--	--	--	--	--	--	--	--
95	INDIRECT TAXES.....	3.6	15.2	4.0	20.3	2.8	6.9	35.8	10.6
96	SUBSIDIES.....	--	-0.6	--	-0.5	-0.1	-0.1	-0.7	-0.2
	GDP AT FACTOR COST.....	206.8	732.1	198.2	791.3	250.3	765.4	1043.7	422.8
	<b>TOTAL.....</b>	<b>634.9</b>	<b>1627.6</b>	<b>461.2</b>	<b>1970.0</b>	<b>533.2</b>	<b>1886.9</b>	<b>3015.8</b>	<b>984.4</b>

NOTE: DETAIL MAY NOT ADD DUE TO ROUNDING.

TABLE 35. USE (INPUT) MATRIX (AGGREGATION - M), 1976 (MILLIONS OF 1971 DOLLARS) - CONTINUED

NO.	COMMODITY AGGREGATION - M	PAPER & ALLIED INDUSTRIES	PRINTING & PUBLISHING	PRIMARY METAL INDUSTRIES	METAL FABRICATING INDUSTRIES	MACHINERY INDUSTRIES	TRANS. EQUIPMENT INDUSTRIES	ELECTRICAL PRODUCTS INDUSTRIES	NON-METAL MINERAL PROD. IND.
1	GRAINS	--	--	--	--	--	--	--	--
2	LIVE ANIMALS	--	--	--	--	--	--	--	--
3	OTHER AGRICULTURAL PRODUCTS	--	--	--	--	--	--	--	--
4	FORESTRY PRODUCTS	490.5	--	--	--	--	--	--	--
5	FISH LANDINGS	--	--	--	--	--	--	--	--
6	HUNTING & TRAPPING PRODUCTS	--	--	--	--	--	--	--	--
7	IRON ORES & CONCENTRATES	--	--	190.5	--	--	--	--	--
8	OTHER METAL ORES & CONCENTRATES	--	--	1236.1	9.5	--	--	0.5	13.7
9	COAL	3.3	--	137.2	--	0.1	0.7	--	3.3
10	CRUDE MINERAL OILS	--	--	4.9	--	--	--	--	0.1
11	NATURAL GAS	15.0	0.5	15.2	4.0	1.6	3.8	1.8	11.0
12	NON-METALLIC MINERALS	13.3	--	17.1	1.0	4.2	1.1	0.4	102.2
13	SERVICES INCIDENTAL TO MINING	--	--	--	--	--	--	--	--
14	MEAT PRODUCTS	--	--	--	--	--	--	--	--
15	DAIRY PRODUCTS	--	--	--	--	--	--	--	0.1
16	FISH PRODUCTS	--	--	--	--	--	--	--	--
17	FRUITS & VEGETABLES PREPARATIONS	--	--	--	--	--	--	--	--
18	FEEDS	--	--	--	--	--	--	--	--
19	FLOUR,WHEAT,MEAL & OTHER CEREALS	6.3	--	--	--	--	--	--	--
20	BREAKFAST CEREAL & BAKERY PROD.	--	--	--	--	--	--	--	--
21	SUGAR	--	--	--	--	--	--	--	--
22	MISC. FOOD PRODUCTS	6.5	--	--	--	--	--	--	0.9
23	SOFT DRINKS	--	--	--	--	--	--	--	--
24	ALCOHOLIC BEVERAGES	--	--	--	--	--	--	--	--
25	TOBACCO PROCESSED UNMANUFACTURED	--	--	--	--	--	--	--	--
26	CIGARETTES & TOBACCO MFG.	--	--	--	--	--	--	--	--
27	TIRES & TUBES	--	--	--	--	--	--	--	--
28	OTHER RUBBER PRODUCTS	0.2	0.2	--	2.0	35.5	212.0	28.2	2.1
29	PLASTIC FABRICATED PRODUCTS	40.5	1.1	0.1	10.7	0.8	6.6	11.9	9.4
30	LEATHER & LEATHER PRODUCTS	--	0.1	--	--	--	1.2	--	--
31	YARNS & MAN MADE FIBRES	1.2	0.2	0.3	0.4	--	--	0.7	1.0
32	FABRICS	1.0	2.1	--	0.2	0.3	3.7	0.3	1.0
33	OTHER TEXTILE PRODUCTS	26.6	0.1	--	0.8	--	35.9	0.7	0.3
34	HOSIERY & KNITTED WEAR	--	--	--	--	--	--	--	--
35	CLOTHING & ACCESSORIES	--	--	--	--	--	--	--	--
36	LUMBER & TIMBER	0.4	0.3	2.6	6.9	5.0	14.5	2.0	0.6
37	VENEER & PLYWOOD	--	--	--	1.3	0.1	13.1	--	--
38	OTHER WOOD FABRICATED MATERIALS	273.6	--	2.6	4.1	0.9	9.8	5.2	2.9
39	FURNITURE & FIXTURES	--	--	--	0.7	--	8.7	2.7	--
40	PULP	129.5	--	--	--	--	--	--	--
41	NEWSPRINT & OTHER PAPER STOCK	466.5	386.4	0.8	0.9	0.2	3.9	1.2	15.9
42	PAPER PRODUCTS	78.5	19.6	3.9	31.7	6.2	13.1	31.3	23.7
43	PRINTING & PUBLISHING	5.4	149.1	--	2.1	0.8	--	1.4	0.3
44	ADVERTISING,PRINT MEDIA	--	--	--	--	--	--	--	--
45	IRON & STEEL PRODUCTS	0.9	--	292.8	775.8	251.8	432.2	96.1	9.4
46	ALUMINUM PRODUCTS	20.7	--	212.4	161.3	21.7	67.9	61.4	0.2
47	COPPER & COPPER ALLOY PRODUCTS	--	--	173.4	69.9	15.1	31.1	229.3	0.4
48	NICKEL PRODUCTS	--	--	16.0	23.4	4.7	7.9	5.3	--
49	OTHER NON FERROUS METAL PRODUCTS	3.3	3.1	209.9	45.5	4.1	32.6	36.4	4.6
50	BOILERS, TANKS & PLATES	--	--	--	44.2	8.0	6.1	8.9	0.2
51	FABRICATED STRUCTURAL METAL PROD.	--	--	3.3	144.1	32.6	29.1	9.2	0.6
52	OTHER METAL FABRICATED PRODUCTS	18.3	0.2	87.5	377.8	124.3	268.4	94.5	19.6
53	AGRICULTURAL MACHINERY	--	--	--	--	67.2	0.6	--	--
54	OTHER INDUSTRIAL MACHINERY	0.7	0.2	23.7	33.7	403.9	138.1	52.1	2.3
55	MOTOR VEHICLES	--	--	--	1.1	1.3	13.9	--	--
56	MOTOR VEHICLE PARTS	--	--	--	13.1	53.8	3634.8	0.1	--
57	OTHER TRANSPORT EQUIPMENT	--	--	0.2	0.1	0.5	202.4	--	0.2
58	APPLIANCES & RECEIVERS,HOUSEHOLD	--	--	--	2.4	7.2	84.7	64.1	--
59	OTHER ELECTRICAL PRODUCTS	--	--	0.9	12.7	103.6	136.0	542.1	2.9
60	CEMENT & CONCRETE PRODUCTS	--	--	--	--	--	--	--	166.7
61	OTHER NON-METALLIC MINERAL PROD.	15.4	--	58.5	39.3	7.1	119.9	32.3	69.9
62	GASOLINE & FUEL OIL	76.7	1.6	23.4	5.2	23.4	7.2	2.1	20.9
63	OTHER PETROLEUM & COAL PROD.	16.6	2.2	36.1	5.0	2.4	8.7	4.2	6.9
64	INDUSTRIAL CHEMICALS	193.2	0.4	28.3	8.3	2.3	4.6	51.3	31.8
65	FERTILIZERS	--	--	--	--	--	--	--	--
66	PHARMACEUTICALS	--	--	--	--	--	--	--	--
67	OTHER CHEMICAL PRODUCTS	48.1	35.1	9.1	39.1	8.8	38.7	16.8	9.0
68	SCIENTIFIC EQUIPMENT	--	16.4	0.1	4.7	3.7	33.1	12.3	--
69	OTHER MANUFACTURED PRODUCTS	4.1	3.6	0.4	2.5	2.1	8.3	3.4	9.9
70	RESIDENTIAL CONSTRUCTION	--	--	--	--	--	--	--	--
71	NON-RESIDENTIAL CONSTRUCTION	--	--	--	--	--	--	--	--
72	REPAIR CONSTRUCTION	25.2	4.2	37.8	11.0	10.7	16.2	8.8	9.2
73	PIPELINE TRANSPORTATION	18.8	0.7	18.8	5.0	1.9	4.5	2.3	14.6
74	TRANSPORTATION & STORAGE	9.5	2.0	9.6	6.2	2.1	36.2	8.3	1.8
75	RADIO & TELEVISION BROADCASTING	--	--	--	--	--	--	--	--
76	TELEPHONE & TELEGRAPH	17.7	22.5	16.7	25.4	17.7	31.6	27.3	10.3
77	POSTAL SERVICES	1.5	21.8	1.0	2.9	2.7	3.1	3.1	0.9
78	ELECTRIC POWER	146.6	8.8	102.5	24.5	12.0	32.5	17.8	37.1
79	OTHER UTILITIES	16.3	1.0	16.2	4.2	1.8	5.4	2.5	10.5
80	WHOLESALE MARGINS	97.9	31.4	161.7	113.3	104.2	117.2	91.7	25.2
81	RETAIL MARGINS	0.6	0.5	0.8	1.1	0.5	0.8	0.6	0.7
82	IMPUTED RENT OWNER OCPD DWEL.	--	--	--	--	--	--	--	--
83	OTHER FINANCE,INS,REAL ESTATE	55.3	46.8	44.2	73.7	57.4	72.6	64.7	27.1
84	BUSINESS SERVICES	36.5	45.7	38.9	43.9	41.3	356.5	41.1	15.6
85	EDUCATION SERVICES	--	--	--	--	--	--	--	--
86	HEALTH SERVICES	--	--	--	--	--	--	--	--
87	AMUSEMENT & RECREATION SERVICES	--	--	--	--	--	--	--	--
88	ACCOMMODATION & FOOD SERVICES	--	--	--	--	--	--	--	--
89	OTHER PERSONAL & MISC. SERVICES	38.4	11.2	17.1	22.8	9.0	12.3	11.5	16.9
90	TRANSPORTATION MARGINS	160.3	35.2	169.3	78.3	36.5	104.7	34.8	62.8
91	OPERATING, OFFICE, LAB & FOOD	249.9	43.5	236.8	132.6	64.0	212.9	79.6	125.8
92	TRAVEL, ADVERTISING & PROMOTION	47.1	82.1	24.9	73.8	60.0	110.4	77.6	28.2
93	NON-COMPETING IMPORTS	2.1	--	--	--	--	0.3	--	--
94	UNALLOCATED IMPORTS & EXPORTS	--	--	--	--	--	--	--	--
95	INDIRECT TAXES	69.5	17.6	58.9	36.2	26.8	48.7	27.4	43.2
96	SUBSIDIES	-0.4	-0.1	-0.2	-1.0	-1.6	-4.8	-1.2	-0.6
	GDP AT FACTOR COST	1760.7	1240.5	1679.7	1976.3	1216.3	3336.0	1659.2	913.8
	TOTAL	4710.2	2238.1	5422.0	4515.9	2847.4	10131.5	3567.3	1887.4

NOTE: DETAIL MAY NOT ADD DUE TO ROUNDING.

TABLE 35. USE (INPUT) MATRIX (AGGREGATION - M), 1976 (MILLIONS OF 1971 DOLLARS) - CONTINUED

NO.	COMMODITY AGGREGATION - M	PETROLEUM & COAL PROD.IND.	CHEMICAL & CHEMICAL PROD. IND.	MISC. MANUFAC- TURING	CONSTR. INDUSTRY	TRANS. & STORAGE	COMMUNI- CATION	ELEC POWER GAS, OTHER UTILITIES	WHOLESALE TRADE
1	GRAINS	--	--	--	--	--	--	--	5.1
2	LIVE ANIMALS	--	0.2	--	--	--	--	--	0.3
3	OTHER AGRICULTURAL PRODUCTS	--	0.1	1.7	9.0	1.8	--	--	0.5
4	FORESTRY PRODUCTS	--	--	--	7.8	--	--	--	6.7
5	FISH LANDINGS	--	--	--	--	--	--	--	--
6	HUNTING & TRAPPING PRODUCTS	--	--	0.2	--	--	--	--	--
7	IRON ORES & CONCENTRATES	--	0.1	--	--	--	--	--	0.1
8	OTHER METAL ORES & CONCENTRATES	--	5.8	26.1	--	--	--	7.3	0.1
9	COAL	0.9	1.0	0.1	1.3	0.7	--	95.7	0.1
10	CRUDE MINERAL OILS	1746.3	0.3	--	--	4.6	--	--	0.1
11	NATURAL GAS	4.9	21.9	0.6	--	18.9	0.1	19.1	2.6
12	NON-METALLIC MINERALS	2.9	53.6	1.4	83.1	3.1	--	--	0.2
13	SERVICES INCIDENTAL TO MINING	--	--	--	341.6	--	--	--	--
14	MEAT PRODUCTS	--	15.4	0.3	--	--	--	--	0.2
15	DAIRY PRODUCTS	--	0.6	--	--	--	--	--	0.3
16	FISH PRODUCTS	--	0.2	0.1	--	--	--	--	--
17	FRUITS & VEGETABLES PREPARATIONS	--	--	--	--	--	--	--	1.6
18	FEEDS	--	1.6	--	--	0.7	--	--	0.6
19	FLOUR, WHEAT, MEAL & OTHER CEREALS	--	0.8	--	--	--	--	--	0.1
20	BREAKFAST CEREAL & BAKERY PROD.	--	--	--	--	--	--	--	--
21	SUGAR	--	0.8	--	--	--	--	--	1.4
22	MISC. FOOD PRODUCTS	--	23.6	0.7	--	--	--	--	4.9
23	SOFT DRINKS	--	--	--	--	--	--	--	--
24	ALCOHOLIC BEVERAGES	--	--	--	--	--	--	--	--
25	TOBACCO PROCESSED UNMANUFACTURED	--	--	--	--	--	--	--	--
26	CIGARETTES & TOBACCO MFG.	--	--	--	--	--	--	--	--
27	TIRES & TUBES	--	--	--	--	--	--	--	--
28	OTHER RUBBER PRODUCTS	--	0.9	3.4	39.6	61.3	0.2	--	1.2
29	PLASTIC FABRICATED PRODUCTS	0.3	33.4	41.4	184.1	3.2	--	--	21.4
30	LEATHER & LEATHER PRODUCTS	--	--	10.0	0.9	--	--	--	--
31	YARNS & MAN MADE FIBRES	--	2.2	5.2	0.5	--	--	--	0.1
32	FABRICS	--	2.8	20.4	6.5	0.4	--	--	1.7
33	OTHER TEXTILE PRODUCTS	--	2.2	5.2	112.2	6.4	2.1	--	4.0
34	HOSIERY & KNITTED WEAR	--	--	--	--	--	--	--	--
35	CLOTHING & ACCESSORIES	--	--	0.6	--	--	--	--	--
36	LUMBER & TIMBER	--	--	5.4	230.4	--	--	--	3.4
37	VENEER & PLYWOOD	--	0.2	3.0	223.3	--	--	--	2.1
38	OTHER WOOD FABRICATED MATERIALS	0.1	1.8	3.7	673.3	--	--	--	15.0
39	FURNITURE & FIXTURES	--	0.1	--	16.5	--	--	--	--
40	PULP	--	6.4	--	--	--	--	--	--
41	NEWSPRINT & OTHER PAPER STOCK	--	2.4	12.2	79.7	0.2	--	--	9.9
42	PAPER PRODUCTS	2.9	72.9	27.1	45.4	5.2	--	--	51.6
43	PRINTING & PUBLISHING	0.1	8.0	4.4	--	4.4	17.4	1.2	10.5
44	ADVERTISING, PRINT MEDIA	--	--	--	--	--	--	--	--
45	IRON & STEEL PRODUCTS	--	0.4	14.0	430.6	11.6	--	--	6.0
46	ALUMINUM PRODUCTS	--	8.0	10.3	4.9	0.4	--	--	0.8
47	COPPER & COPPER ALLOY PRODUCTS	--	2.7	4.4	22.8	1.6	--	--	0.2
48	NICKEL PRODUCTS	--	0.2	0.6	2.3	--	--	--	--
49	OTHER NON FERROUS METAL PRODUCTS	0.1	23.4	41.7	11.5	0.6	--	--	0.4
50	BOILERS, TANKS & PLATES	--	--	2.3	188.0	3.5	--	--	--
51	FABRICATED STRUCTURAL METAL PROD.	--	--	--	763.9	1.4	--	--	0.5
52	OTHER METAL FABRICATED PRODUCTS	13.0	47.6	34.8	880.6	2.6	--	--	35.9
53	AGRICULTURAL MACHINERY	--	0.1	--	--	--	--	--	2.0
54	OTHER INDUSTRIAL MACHINERY	0.5	3.2	1.0	207.9	1.9	--	--	3.8
55	MOTOR VEHICLES	--	--	1.0	--	--	--	--	--
56	MOTOR VEHICLE PARTS	--	--	0.4	28.2	88.0	--	--	1.2
57	OTHER TRANSPORT EQUIPMENT	--	--	--	--	197.9	--	--	--
58	APPLIANCES & RECEIVERS, HOUSEHOLD	--	0.2	7.4	13.2	--	3.7	--	1.6
59	OTHER ELECTRICAL PRODUCTS	--	--	12.2	726.0	16.3	81.3	--	5.6
60	CEMENT & CONCRETE PRODUCTS	0.5	--	--	715.6	--	--	--	--
61	OTHER NON-METALLIC MINERAL PROD.	--	24.6	8.1	460.3	8.1	--	--	4.8
62	GASOLINE & FUEL OIL	0.9	24.6	1.8	79.0	315.6	6.7	55.5	69.3
63	OTHER PETROLEUM & COAL PROD.	51.3	93.9	1.1	90.4	20.5	0.8	0.7	5.6
64	INDUSTRIAL CHEMICALS	5.6	554.0	43.6	13.6	1.3	0.7	--	9.4
65	FERTILIZERS	--	17.9	--	--	--	--	--	--
66	PHARMACEUTICALS	--	75.4	--	0.4	--	--	--	--
67	OTHER CHEMICAL PRODUCTS	82.6	132.5	17.5	169.5	5.8	0.3	--	3.5
68	SCIENTIFIC EQUIPMENT	--	0.4	118.1	21.5	2.4	9.7	--	1.6
69	OTHER MANUFACTURED PRODUCTS	16.0	16.8	49.8	91.2	3.0	0.9	--	2.3
70	RESIDENTIAL CONSTRUCTION	--	--	--	--	--	--	--	--
71	NON-RESIDENTIAL CONSTRUCTION	--	--	--	--	--	--	--	--
72	REPAIR CONSTRUCTION	60.5	19.0	3.1	10.0	282.5	73.0	122.2	11.2
73	PIPELINE TRANSPORTATION	229.6	27.4	0.9	0.4	105.4	0.1	23.3	3.9
74	TRANSPORTATION & STORAGE	3.7	6.3	1.4	162.2	745.8	70.6	4.1	167.1
75	RADIO & TELEVISION BROADCASTING	--	--	--	--	--	18.0	--	--
76	TELEPHONE & TELEGRAPH	9.0	31.7	12.1	47.8	173.3	80.6	9.8	177.4
77	POSTAL SERVICES	1.3	6.4	3.7	4.0	10.5	38.5	4.4	47.7
78	ELECTRIC POWER	24.7	69.5	7.1	11.6	48.5	13.0	20.3	55.8
79	OTHER UTILITIES	1.2	39.9	1.1	0.5	4.4	0.3	0.1	2.6
80	WHOLESALE MARGINS	9.9	68.1	34.2	883.9	130.1	10.9	7.9	128.7
81	RETAIL MARGINS	--	0.6	0.2	98.8	9.7	20.8	0.4	5.9
82	IMPUTED RENT OWNER OCPD. DWEL.	--	--	--	--	--	--	--	--
83	OTHER FINANCE, INS., REAL ESTATE	46.4	87.3	56.2	318.1	276.1	55.9	89.0	443.4
84	BUSINESS SERVICES	39.0	72.6	27.8	821.2	116.4	71.5	36.3	216.5
85	EDUCATION SERVICES	--	--	--	--	--	--	--	--
86	HEALTH SERVICES	--	--	--	--	--	--	--	--
87	AMUSEMENT & RECREATION SERVICES	--	--	--	--	--	65.2	--	--
88	ACCOMMODATION & FOOD SERVICES	--	--	--	--	39.7	--	--	--
89	OTHER PERSONAL & MISC. SERVICES	5.7	38.4	9.3	318.1	282.4	18.6	17.2	67.2
90	TRANSPORTATION MARGINS	19.7	89.8	15.2	308.1	33.7	2.4	11.7	14.9
91	OPERATING, OFFICE, LAB. & FOOD	48.1	138.7	33.2	300.0	319.7	64.6	35.3	157.2
92	TRAVEL, ADVERTISING & PROMOTION	50.8	193.8	71.6	99.3	126.3	53.4	16.6	418.5
93	NON-COMPETING IMPORTS	--	0.8	0.5	--	--	--	--	--
94	UNALLOCATED IMPORTS & EXPORTS	--	--	--	--	--	--	--	--
95	INDIRECT TAXES	18.3	55.1	17.2	1065.1	483.8	144.6	107.6	211.5
96	SUBSIDIES	-1.3	-2.9	-0.3	--	-92.9	-281.1	-37.7	-108.3
	GDP AT FACTOR COST	330.5	1382.7	720.8	8529.6	5441.7	3835.9	2855.2	5303.6
	TOTAL	2825.8	3598.4	1558.9	19954.9	9310.5	4480.9	3503.2	7625.0

NOTE: DETAIL MAY NOT ADD DUE TO ROUNDING.

TABLE 35. USE (INPUT) MATRIX (AGGREGATION - M), 1976 (MILLIONS OF 1971 DOLLARS) - CONTINUED

NO.	COMMODITY AGGREGATION - M	RETAIL TRADE	OWNER OCCUPIED DWELLINGS	FINANCE, INS. & REAL EST.	EDUCATION & HEALTH SERVICES	AMUSEMENT RECREATION SERVICES	SERVICE TO BUSINESS MANAGEMENT	ACCOMMODATION, FOOD SERVICES	PERSONAL & MISC. SERVICES
1	GRAINS	--	--	--	--	--	--	--	--
2	LIVE ANIMALS	272.1	--	--	--	--	--	--	--
3	OTHER AGRICULTURAL PRODUCTS	--	--	--	--	0.6	--	73.8	1.4
4	FORESTRY PRODUCTS	--	--	--	--	--	--	--	--
5	FISH LANDINGS	--	--	--	--	--	--	6.6	--
6	HUNTING & TRAPPING PRODUCTS	--	--	--	--	--	--	--	--
7	IRON ORES & CONCENTRATES	--	--	--	--	--	--	--	--
8	OTHER METAL ORES & CONCENTRATES	--	--	--	0.8	--	--	--	--
9	COAL	--	--	--	0.3	--	--	--	--
10	CRUDE MINERAL OILS	--	--	--	--	--	--	--	--
11	NATURAL GAS	11.2	--	7.6	0.5	0.1	0.2	2.3	0.2
12	NON-METALLIC MINERALS	--	--	--	--	--	--	0.9	--
13	SERVICES INCIDENTAL TO MINING	--	--	--	--	--	--	--	--
14	MEAT PRODUCTS	1.9	--	--	--	--	--	531.9	--
15	DAIRY PRODUCTS	--	--	--	--	--	--	151.3	--
16	FISH PRODUCTS	--	--	--	--	--	--	34.3	--
17	FRUITS & VEGETABLES PREPARATIONS	--	--	--	--	--	--	59.7	--
18	FEEDS	--	--	--	--	0.2	--	--	--
19	FLOUR, WHEAT, MEAL & OTHER CEREALS	--	--	--	--	--	--	10.2	--
20	BREAKFAST CEREAL & BAKERY PROD.	--	--	--	--	--	--	74.8	--
21	SUGAR	--	--	--	--	--	--	14.7	--
22	MISC. FOOD PRODUCTS	--	--	--	--	--	--	38.4	1.2
23	SOFT DRINKS	--	--	--	--	--	--	20.1	--
24	ALCOHOLIC BEVERAGES	--	--	--	--	--	--	--	--
25	TOBACCO PROCESSED UNMANUFACTURED	--	--	--	--	--	--	--	--
26	CIGARETTES & TOBACCO MFG.	--	--	--	--	--	--	--	--
27	TIRES & TUBES	--	--	--	--	--	--	--	--
28	OTHER RUBBER PRODUCTS	10.8	--	--	0.4	--	--	--	2.7
29	PLASTIC FABRICATED PRODUCTS	10.5	--	--	--	--	--	3.6	0.2
30	LEATHER & LEATHER PRODUCTS	--	--	--	--	0.8	--	--	2.5
31	YARNS & MAN MADE FIBRES	--	--	--	--	--	--	--	2.4
32	FABRICS	0.9	--	--	0.1	0.4	--	3.6	7.9
33	OTHER TEXTILE PRODUCTS	1.0	--	--	11.3	0.2	0.4	37.3	1.4
34	HOSIERY & KNITTED WEAR	--	--	--	--	--	--	--	--
35	CLOTHING & ACCESSORIES	11.1	--	--	--	--	--	4.1	--
36	LUMBER & TIMBER	--	--	--	--	--	0.3	--	--
37	VENEER & PLYWOOD	--	--	--	--	--	--	--	--
38	OTHER WOOD FABRICATED MATERIALS	3.7	--	--	--	0.4	--	--	19.7
39	FURNITURE & FIXTURES	--	--	--	0.1	--	--	1.8	--
40	PULP	--	--	--	--	--	--	--	--
41	NEWSPRINT & OTHER PAPER STOCK	8.1	--	--	0.2	--	3.2	--	0.4
42	PAPER PRODUCTS	136.6	--	--	--	--	1.4	62.4	3.1
43	PRINTING & PUBLISHING	10.5	--	33.7	5.4	3.4	3.5	--	--
44	ADVERTISING, PRINT MEDIA	--	--	--	--	--	--	--	--
45	IRON & STEEL PRODUCTS	--	--	--	--	--	--	--	--
46	ALUMINUM PRODUCTS	--	--	--	--	--	--	--	--
47	COPPER & COPPER ALLOY PRODUCTS	--	--	--	--	--	--	--	--
48	NICKEL PRODUCTS	--	--	--	--	--	--	--	--
49	OTHER NON FERROUS METAL PRODUCTS	--	--	--	--	--	--	--	3.3
50	BOILERS, TANKS & PLATES	--	--	--	--	--	--	--	--
51	FABRICATED STRUCTURAL METAL PROD.	--	--	--	--	--	--	--	--
52	OTHER METAL FABRICATED PRODUCTS	15.9	--	--	--	2.1	--	0.8	3.3
53	AGRICULTURAL MACHINERY	--	--	--	--	--	--	--	--
54	OTHER INDUSTRIAL MACHINERY	--	--	--	--	--	--	0.2	--
55	MOTOR VEHICLES	--	--	--	--	--	--	--	--
56	MOTOR VEHICLE PARTS	--	--	--	--	--	--	--	--
57	OTHER TRANSPORT EQUIPMENT	--	--	--	--	--	--	--	--
58	APPLIANCES & RECEIVERS, HOUSEHOLD	--	--	--	0.3	--	--	--	0.4
59	OTHER ELECTRICAL PRODUCTS	--	--	--	0.3	--	--	--	0.1
60	CEMENT & CONCRETE PRODUCTS	--	--	--	--	--	--	--	--
61	OTHER NON-METALLIC MINERAL PROD.	1.8	--	--	0.3	0.1	--	8.8	--
62	GASOLINE & FUEL OIL	54.3	--	24.1	9.8	3.7	11.6	24.2	14.1
63	OTHER PETROLEUM & COAL PROD.	2.6	--	0.4	1.0	0.1	0.8	0.9	2.9
64	INDUSTRIAL CHEMICALS	10.9	--	--	2.1	0.2	--	0.1	10.6
65	FERTILIZERS	--	--	--	--	--	--	0.1	--
66	PHARMACEUTICALS	--	--	--	16.7	--	--	--	--
67	OTHER CHEMICAL PRODUCTS	--	--	--	0.2	--	0.4	1.7	44.5
68	SCIENTIFIC EQUIPMENT	0.6	--	--	37.9	11.3	1.3	--	22.1
69	OTHER MANUFACTURED PRODUCTS	4.0	--	--	8.1	40.9	0.9	3.6	1.6
70	RESIDENTIAL CONSTRUCTION	--	--	--	--	--	--	--	--
71	NON-RESIDENTIAL CONSTRUCTION	--	--	--	--	--	--	--	--
72	REPAIR CONSTRUCTION	56.1	1021.6	494.3	3.0	7.5	2.1	12.7	1.0
73	PIPELINE TRANSPORTATION	13.3	--	8.9	0.6	0.1	0.3	2.5	0.2
74	TRANSPORTATION & STORAGE	93.7	--	3.9	5.0	4.9	11.2	16.0	6.1
75	RADIO & TELEVISION BROADCASTING	--	--	--	--	--	--	5.0	--
76	TELEPHONE & TELEGRAPH	136.1	--	314.4	81.5	10.4	106.7	50.3	11.6
77	POSTAL SERVICES	131.6	--	72.7	11.2	1.4	15.3	1.3	1.8
78	ELECTRIC POWER	190.9	--	94.5	7.1	14.3	11.3	53.0	14.5
79	OTHER UTILITIES	24.3	--	22.6	1.9	0.2	0.3	6.8	0.5
80	WHOLESALE MARGINS	34.0	--	7.2	13.0	8.4	3.9	74.6	17.9
81	RETAIL MARGINS	8.1	--	4.0	14.1	67.4	4.5	15.1	5.2
82	IMPUTED RENT OWNER OCPD DWEL	--	--	--	--	--	--	--	--
83	OTHER FINANCE, INS., REAL ESTATE	855.9	102.5	1560.8	105.9	117.4	308.5	249.7	71.3
84	BUSINESS SERVICES	170.8	54.1	515.7	43.1	25.9	257.8	57.7	9.6
85	EDUCATION SERVICES	--	--	--	--	--	--	--	--
86	HEALTH SERVICES	--	--	9.0	0.5	--	--	--	--
87	AMUSEMENT & RECREATION SERVICES	--	--	--	0.2	72.2	4.2	38.5	--
88	ACCOMMODATION & FOOD SERVICES	--	--	--	--	--	--	4.4	--
89	OTHER PERSONAL & MISC. SERVICES	72.1	--	97.2	39.5	23.8	82.6	45.6	19.8
90	TRANSPORTATION MARGINS	13.7	--	2.5	2.9	2.6	1.4	31.6	6.9
91	OPERATING, OFFICE, LAB & FOOD	210.7	0.2	443.1	92.0	92.0	216.2	107.9	89.5
92	TRAVEL, ADVERTISING & PROMOTION	405.2	--	375.0	31.5	91.0	176.7	101.4	25.6
93	NON-COMPETING SERVICES	7.6	--	--	--	--	--	9.3	--
94	UNALLOCATED IMPORTS & EXPORTS	--	--	--	--	--	--	--	--
95	INDIRECT TAXES	324.7	1824.4	1794.9	28.2	31.7	57.1	129.7	39.7
96	SUBSIDIES	-1.8	-92.4	-109.7	--	--	--	--	--
	GDP AT FACTOR COST	7635.3	3912.0	8492.7	2178.7	681.0	4057.1	2758.7	963.0
	TOTAL	10950.8	6822.5	14269.4	2755.8	1317.0	5341.4	4943.8	1430.4

NOTE: DETAIL MAY NOT ADD DUE TO ROUNDING.

TABLE 35. USE (INPUT) MATRIX (AGGREGATION - M), 1976 (MILLIONS OF 1971 DOLLARS) - CONCLUDED

NO.	COMMODITY AGGREGATION - M	TRANS. MARGINS	OPERATING OFFICE LAB & FOOD	TRAVEL PROMOTION, ADVTG.	TOTAL INDUSTRIES
1	GRAINS.....	--	--	--	410.4
2	LIVE ANIMALS.....	--	4.5	--	2045.1
3	OTHER AGRICULTURAL PRODUCTS.....	--	36.4	--	1424.3
4	FORESTRY PRODUCTS.....	--	--	--	1543.5
5	FISH LANDINGS.....	--	1.6	--	173.3
6	HUNTING & TRAPPING PRODUCTS.....	--	--	--	21.0
7	IRON ORES & CONCENTRATES.....	--	--	--	190.9
8	OTHER METAL ORES & CONCENTRATES.....	--	--	--	1313.8
9	COAL.....	--	--	--	246.5
10	CRUDE MINERAL OILS.....	--	--	--	1756.4
11	NATURAL GAS.....	--	--	--	165.2
12	NON-METALLIC MINERALS.....	--	0.2	--	321.8
13	SERVICES INCIDENTAL TO MINING.....	--	--	--	719.7
14	MEAT PRODUCTS.....	--	116.1	--	1442.3
15	DAIRY PRODUCTS.....	--	52.2	--	410.8
16	FISH PRODUCTS.....	--	4.2	--	76.0
17	FRUITS & VEGETABLES PREPARATIONS.....	--	27.8	--	165.3
18	FEEDS.....	--	--	--	808.6
19	FLOUR,WHEAT,MEAL & OTHER CEREALS.....	--	4.1	--	141.1
20	BREAKFAST CEREAL & BAKERY PROD.....	--	35.7	--	116.6
21	SUGAR.....	--	5.6	--	168.6
22	MISC. FOOD PRODUCTS.....	--	19.9	--	446.1
23	SOFT DRINKS.....	--	13.1	--	76.6
24	ALCOHOLIC BEVERAGES.....	--	--	38.9	64.6
25	TOBACCO PROCESSED UNMANUFACTURED.....	--	--	--	124.4
26	CIGARETTES & TOBACCO MFG.....	--	--	--	2.1
27	TIRES & TUBES.....	--	--	--	--
28	OTHER RUBBER PRODUCTS.....	--	189.4	2.7	702.7
29	PLASTIC FABRICATED PRODUCTS.....	--	113.9	--	660.8
30	LEATHER & LEATHER PRODUCTS.....	--	10.7	--	131.2
31	YARNS & MAN MADE FIBRES.....	--	--	--	551.4
32	FABRICS.....	--	--	--	1034.2
33	OTHER TEXTILE PRODUCTS.....	--	40.9	--	441.2
34	HOSIERY & KNITTED WEAR.....	--	--	--	2.2
35	CLOTHING & ACCESSORIES.....	--	26.6	--	202.4
36	LUMBER & TIMBER.....	--	4.2	--	528.9
37	VENER & PLYWOOD.....	--	--	--	364.5
38	OTHER WOOD FABRICATED MATERIALS.....	--	0.8	--	1136.9
39	FURNITURE & FIXTURES.....	--	--	--	70.0
40	PULP.....	--	--	--	141.5
41	NEWSPRINT & OTHER PAPER STOCK.....	--	3.6	--	1041.1
42	PAPER PRODUCTS.....	--	249.1	1.8	1315.8
43	PRINTING & PUBLISHING.....	--	538.2	205.0	1054.9
44	ADVERTISING,PRINT MEDIA.....	--	--	607.8	607.8
45	IRON & STEEL PRODUCTS.....	--	10.1	--	2425.5
46	ALUMINUM PRODUCTS.....	--	--	--	585.0
47	COPPER & COPPER ALLOY PRODUCTS.....	--	5.0	--	556.2
48	NICKEL PRODUCTS.....	--	--	--	60.7
49	OTHER NON FERROUS METAL PRODUCTS.....	--	5.8	--	433.5
50	BOILERS, TANKS & PLATES.....	--	7.1	--	269.2
51	FABRICATED STRUCTURAL METAL PROD.....	--	--	--	998.9
52	OTHER METAL FABRICATED PRODUCTS.....	--	403.2	--	2920.6
53	AGRICULTURAL MACHINERY.....	--	10.0	--	136.4
54	OTHER INDUSTRIAL MACHINERY.....	--	737.8	--	1711.4
55	MOTOR VEHICLES.....	--	--	--	17.4
56	MOTOR VEHICLE PARTS.....	--	293.6	32.3	4164.8
57	OTHER TRANSPORT EQUIPMENT.....	--	2.7	--	430.9
58	APPLIANCES & RECEIVERS,HOUSEHOLD.....	--	9.3	--	198.6
59	OTHER ELECTRICAL PRODUCTS.....	--	244.4	4.1	1914.0
60	CEMENT & CONCRETE PRODUCTS.....	--	--	--	887.3
61	OTHER NON-METALLIC MINERAL PROD.....	--	29.9	--	1042.6
62	GASOLINE & FUEL OIL.....	--	--	58.9	1191.0
63	OTHER PETROLEUM & COAL PROD.....	--	4.1	2.3	416.1
64	INDUSTRIAL CHEMICALS.....	--	86.5	--	1671.4
65	FERTILIZERS.....	--	4.2	--	111.3
66	PHARMACEUTICALS.....	--	11.9	--	134.5
67	OTHER CHEMICAL PRODUCTS.....	--	189.7	1.9	1173.2
68	SCIENTIFIC EQUIPMENT.....	--	189.9	--	488.4
69	OTHER MANUFACTURED PRODUCTS.....	--	42.6	55.7	504.9
70	RESIDENTIAL CONSTRUCTION.....	--	--	--	--
71	NON-RESIDENTIAL CONSTRUCTION.....	--	--	--	--
72	REPAIR CONSTRUCTION.....	--	--	--	2731.0
73	PIPELINE TRANSPORTATION.....	--	--	0.3	513.4
74	TRANSPORTATION & STORAGE.....	3851.2	--	660.7	6205.2
75	RADIO & TELEVISION BROADCASTING.....	--	--	421.1	444.1
76	TELEPHONE & TELEGRAPH.....	--	--	--	1564.8
77	POSTAL SERVICES.....	--	--	--	409.0
78	ELECTRIC POWER.....	--	--	--	1378.2
79	OTHER UTILITIES.....	--	--	--	199.0
80	WHOLESALE MARGINS.....	--	739.3	49.5	3760.6
81	RETAIL MARGINS.....	--	224.2	49.1	582.6
82	IMPUTED RENT OWNER OCPD. DWEL.....	--	--	--	--
83	OTHER FINANCE,INS.REAL ESTATE.....	--	--	--	6394.8
84	BUSINESS SERVICES.....	--	--	401.4	4011.9
85	EDUCATION SERVICES.....	--	--	--	--
86	HEALTH SERVICES.....	--	--	--	9.5
87	AMUSEMENT & RECREATION SERVICES.....	--	--	33.4	213.6
88	ACCOMMODATION & FOOD SERVICES.....	--	--	759.9	804.1
89	OTHER PERSONAL & MISC SERVICES.....	--	1116.2	86.2	2680.4
90	TRANSPORTATION MARGINS.....	--	146.1	14.1	1898.2
91	OPERATING, OFFICE, LAB & FOOD.....	--	--	--	5014.1
92	TRAVEL, ADVERTISING & PROMOTION.....	--	--	--	3358.3
93	NON-COMPETING IMPORTS.....	--	3.9	--	271.0
94	UNALLOCATED IMPORTS & EXPORTS.....	--	60.6	230.0	290.6
95	INDIRECT TAXES.....	--	510.3	257.9	8157.9
96	SUBSIDIES.....	--	--	--	-979.3
	GDP AT FACTOR COST.....	--	--	--	86806.5
	TOTAL.....	3851.2	6586.8	3975.1	185425.5

NOTE: DETAIL MAY NOT ADD DUE TO ROUNDING.

TABLE 36. FINAL DEMAND MATRIX (AGGREGATION - M), 1976 (MILLIONS OF 1971 DOLLARS)

NO.	COMMODITY AGGREGATION - M	CE, AUTOS REPAIRS & PARTS	CE, OTHER DURABLE	CE, CLOTHING & FOOTWEAR	CE, OTHER SEMI- DURABLE	CE, FOOD, BEVERAGE & TOBACCO	CE, FUEL & ELECTRICITY	CE, GAS, OIL & GREASE	CE, OTHER NON DURABLE
1	GRAINS	--	--	--	--	--	--	--	--
2	LIVE ANIMALS	--	--	--	14.7	83.2	--	--	--
3	OTHER AGRICULTURAL PRODUCTS	--	--	--	--	613.2	--	--	125.0
4	FORESTRY PRODUCTS	--	--	--	--	--	32.8	--	--
5	FISH LANDINGS	--	--	--	--	10.2	--	--	--
6	HUNTING & TRAPPING PRODUCTS	--	--	--	--	--	--	--	--
7	IRON ORES & CONCENTRATES	--	--	--	--	--	--	--	--
8	OTHER METAL ORES & CONCENTRATES	--	--	--	--	--	--	--	--
9	COAL	--	--	--	--	--	1.4	--	--
10	CRUDE MINERAL OILS	--	--	--	--	--	--	--	--
11	NATURAL GAS	--	--	--	--	--	56.6	--	--
12	NON-METALLIC MINERALS	--	--	--	1.5	8.9	--	--	1.5
13	SERVICES INCIDENTAL TO MINING	--	--	--	--	--	--	--	--
14	MEAT PRODUCTS	--	--	--	--	2076.4	--	--	--
15	DAIRY PRODUCTS	--	--	--	--	1078.5	--	--	--
16	FISH PRODUCTS	--	--	--	--	92.8	--	--	--
17	FRUITS & VEGETABLES PREPARATIONS	--	--	--	--	695.7	--	--	--
18	FEEDS	--	--	--	--	104.4	--	--	--
19	FLOUR,WHEAT,MEAL & OTHER CEREALS	--	--	--	--	32.8	--	--	--
20	BREAKFAST CEREAL & BAKERY PROD.	--	--	--	--	661.4	--	--	--
21	SUGAR	--	--	--	--	43.3	--	--	--
22	MISC. FOOD PRODUCTS	--	--	--	--	887.4	--	--	--
23	SOFT DRINKS	--	--	--	--	318.0	--	--	--
24	ALCOHOLIC BEVERAGES	--	--	--	--	935.5	--	--	--
25	TOBACCO PROCESSED UNMANUFACTURED	--	--	--	--	--	--	--	--
26	CIGARETTES & TOBACCO MFG	--	--	--	--	471.3	--	--	--
27	TIRES & TUBES	154.4	--	--	--	--	--	--	--
28	OTHER RUBBER PRODUCTS	2.3	3.3	51.4	14.3	--	--	--	3.9
29	PLASTIC FABRICATED PRODUCTS	--	2.0	--	40.7	--	--	--	41.6
30	LEATHER & LEATHER PRODUCTS	--	--	434.5	53.7	--	--	--	--
31	YARNS & MAN MADE FIBRES	--	--	--	31.6	--	--	--	--
32	FABRICS	--	--	--	144.3	--	--	--	--
33	OTHER TEXTILE PRODUCTS	--	270.4	--	209.7	--	--	--	53.9
34	HOSIERY & KNITTED WEAR	--	--	747.6	--	--	--	--	--
35	CLOTHING & ACCESSORIES	--	--	1730.3	--	--	--	--	--
36	LUMBER & TIMBER	--	--	--	--	--	--	--	--
37	VENEER & PLYWOOD	--	--	--	29.7	--	--	--	--
38	OTHER WOOD FABRICATED MATERIALS	--	27.2	--	7.4	--	1.1	--	--
39	FURNITURE & FIXTURES	--	754.2	--	29.1	--	--	--	--
40	PULP	--	--	--	--	--	--	--	--
41	NEWSPRINT & OTHER PAPER STOCK	--	--	--	2.6	--	--	--	1.4
42	PAPER PRODUCTS	--	--	--	23.8	0.2	--	--	283.2
43	PRINTING & PUBLISHING	--	--	--	636.2	--	--	--	--
44	ADVERTISING,PRINT MEDIA	--	--	--	--	--	--	--	--
45	IRON & STEEL PRODUCTS	--	--	--	--	--	--	--	--
46	ALUMINUM PRODUCTS	--	--	--	--	--	--	--	--
47	COPPER & COPPER ALLOY PRODUCTS	--	--	--	--	--	--	--	--
48	NICKEL PRODUCTS	--	--	--	--	--	--	--	--
49	OTHER NON FERROUS METAL PRODUCTS	--	--	--	1.9	--	--	--	--
50	BOILERS, TANKS & PLATES	--	--	--	--	--	--	--	--
51	FABRICATED STRUCTURAL METAL PROD	--	--	--	2.0	--	--	--	--
52	OTHER METAL FABRICATED PRODUCTS	--	55.6	--	201.6	--	--	--	12.6
53	AGRICULTURAL MACHINERY	--	34.0	--	--	--	--	--	--
54	OTHER INDUSTRIAL MACHINERY	--	69.9	--	82.5	--	--	--	--
55	MOTOR VEHICLES	2880.2	259.8	--	--	--	--	--	--
56	MOTOR VEHICLE PARTS	222.1	--	--	--	--	--	--	--
57	OTHER TRANSPORT EQUIPMENT	--	164.2	--	--	--	--	--	--
58	APPLIANCES & RECEIVERS,HOUSEHOLD	--	1403.0	--	--	--	--	--	--
59	OTHER ELECTRICAL PRODUCTS	22.9	44.1	--	102.1	--	--	--	--
60	CEMENT & CONCRETE PRODUCTS	--	--	--	6.6	--	--	--	--
61	OTHER NON-METALLIC MINERAL PROD.	--	--	--	129.0	--	--	--	--
62	GASOLINE & FUEL OIL	--	--	--	--	376.7	571.9	--	1.1
63	OTHER PETROLEUM & COAL PROD.	--	--	--	0.4	12.3	38.7	--	2.4
64	INDUSTRIAL CHEMICALS	--	0.9	--	--	0.1	--	--	5.2
65	FERTILIZERS	--	--	--	--	--	--	--	364.9
66	PHARMACEUTICALS	--	--	--	--	--	--	--	569.5
67	OTHER CHEMICAL PRODUCTS	--	19.0	--	58.1	18.2	10.0	--	62.0
68	SCIENTIFIC EQUIPMENT	--	230.0	--	72.9	--	--	--	29.7
69	OTHER MANUFACTURED PRODUCTS	--	588.0	--	302.7	0.5	--	--	--
70	RESIDENTIAL CONSTRUCTION	--	--	--	--	--	--	--	--
71	NON-RESIDENTIAL CONSTRUCTION	--	--	--	--	--	--	--	--
72	REPAIR CONSTRUCTION	--	--	--	--	--	--	--	--
73	PIPELINE TRANSPORTATION	--	--	--	--	70.6	3.5	--	--
74	TRANSPORTATION & STORAGE	--	--	--	--	--	--	--	--
75	RADIO & TELEVISION BROADCASTING	--	--	--	--	--	--	--	--
76	TELEPHONE & TELEGRAPH	--	--	--	--	--	--	--	--
77	POSTAL SERVICES	--	--	--	--	--	--	--	--
78	ELECTRIC POWER	--	--	--	--	1136.5	--	--	--
79	OTHER UTILITIES	--	--	--	--	241.9	--	--	--
80	WHOLESALE MARGINS	529.0	411.0	205.4	247.9	550.6	289.0	245.7	200.4
81	RETAIL MARGINS	952.1	1393.8	1826.9	805.9	2123.6	8.1	446.7	706.3
82	IMPUTED RENT OWNER OCPD, DWEL.	--	--	--	--	--	--	--	--
83	OTHER FINANCE,INS,REAL ESTATE	--	--	--	--	--	--	--	--
84	BUSINESS SERVICES	--	--	--	--	--	--	--	--
85	EDUCATION SERVICES	--	--	--	--	--	--	--	--
86	HEALTH SERVICES	--	--	--	--	--	--	--	--
87	AMUSEMENT & RECREATION SERVICES	--	--	--	--	--	--	--	--
88	ACCOMMODATION & FOOD SERVICES	--	--	--	--	--	--	--	--
89	OTHER PERSONAL & MISC. SERVICES	669.4	142.5	37.2	21.9	--	--	--	--
90	TRANSPORTATION MARGINS	68.1	83.1	95.0	71.7	250.8	19.1	41.7	47.3
91	OPERATING, OFFICE, LAB & FOOD	--	--	--	--	--	--	--	--
92	TRAVEL, ADVERTISING & PROMOTION	--	--	--	--	--	--	--	--
93	NON-COMPETING IMPORTS	--	--	--	--	128.2	--	--	--
94	UNALLOCATED IMPORTS & EXPORTS	--	--	--	--	--	--	--	--
95	INDIRECT TAXES	617.4	798.3	568.5	337.2	2777.3	86.6	784.9	257.8
96	SUBSIDIES	--	--	--	--	--	--	--	--
97	WAGES & SALARIES	--	--	--	--	--	--	--	--
98	SUPPLEMENTARY LABOUR INCOME	--	--	--	--	--	--	--	--
99	NET INCOME,UNINC. BUSINESS	--	--	--	--	--	--	--	--
100	OTHER OPERATING SURPLUS	--	--	--	--	--	--	--	--
	TOTAL	6117.9	6754.3	5696.9	3655.9	13962.4	2332.5	2143.3	2769.8

NOTE: DETAIL MAY NOT ADD DUE TO ROUNDING AND SUPPRESSION OF CONFIDENTIAL COMMODITIES.



TABLE 36. FINAL DEMAND MATRIX (AGGREGATION - M), 1976 (MILLIONS OF 1971 DOLLARS) - CONTINUED

NO.	COMMODITY AGGREGATION - M	CE, GROSS RENT	CE, MEDICAL & HOSPITAL	CE, TRANSP & COMMUNICAT	CE, EXP RESTAURANT & HOTELS	CE, NET EXPEND ABROAD	CE, OTHER SERVICES	CON MANU-FACTURING	CON MINING QUARRYING OIL WELLS
1	GRAINS	..	..	..	..	..	..	..	..
2	LIVE ANIMALS	..	..	..	..	..	..	..	..
3	OTHER AGRICULTURAL PRODUCTS	..	23.6	..	..	..	..	..	..
4	FORESTRY PRODUCTS	..	..	..	..	..	..	..	..
5	FISH LANDINGS	..	..	..	..	..	..	..	..
6	HUNTING & TRAPPING PRODUCTS	..	..	..	..	..	..	..	..
7	IRON ORES & CONCENTRATES	..	..	..	..	..	..	..	..
8	OTHER METAL ORES & CONCENTRATES	..	..	..	..	..	..	..	..
9	COAL	..	..	..	..	..	0.3	..	..
10	CRUDE MINERAL OILS	..	..	..	..	..	..	..	..
11	NATURAL GAS	..	..	..	..	..	4.6	..	..
12	NON-METALLIC MINERALS	..	..	..	..	..	..	..	..
13	SERVICES INCIDENTAL TO MINING	..	..	..	..	..	..	..	..
14	MEAT PRODUCTS	..	..	..	..	..	..	..	..
15	DAIRY PRODUCTS	..	..	..	..	..	..	..	..
16	FISH PRODUCTS	..	..	..	..	..	..	..	..
17	FRUITS & VEGETABLES PREPARATIONS	..	..	..	..	..	..	..	..
18	FEEDS	..	..	..	..	..	..	..	..
19	FLOUR,WHEAT,MEAL & OTHER CEREALS	..	..	..	..	..	..	..	..
20	BREAKFAST CEREAL & BAKERY PROD.	..	..	..	..	..	..	..	..
21	SUGAR	..	..	..	..	..	..	..	..
22	MISC FOOD PRODUCTS	..	..	..	..	..	..	..	..
23	SOFT DRINKS	..	..	..	..	..	..	..	..
24	ALCOHOLIC BEVERAGES	..	..	..	..	..	..	..	..
25	TOBACCO PROCESSED UNMANUFACTURED	..	..	..	..	..	..	..	..
26	CIGARETTES & TOBACCO MFG	..	..	..	..	..	..	..	..
27	TIRES & TUBES	..	..	..	..	..	..	..	..
28	OTHER RUBBER PRODUCTS	..	..	..	..	..	..	..	..
29	PLASTIC FABRICATED PRODUCTS	..	..	..	..	..	..	..	..
30	LEATHER & LEATHER PRODUCTS	..	..	..	..	..	..	..	..
31	YARNS & MAN MADE FIBRES	..	..	..	..	..	..	..	..
32	FABRICS	..	..	..	..	..	..	..	..
33	OTHER TEXTILE PRODUCTS	..	..	..	..	..	7.1	..	..
34	HOSIERY & KNITTED WEAR	..	..	..	..	..	..	..	..
35	CLOTHING & ACCESSORIES	..	..	..	..	..	..	..	..
36	LUMBER & TIMBER	..	..	..	..	..	..	..	..
37	VENEER & PLYWOOD	..	..	..	..	..	..	..	..
38	OTHER WOOD FABRICATED MATERIALS	..	..	..	..	..	..	..	..
39	FURNITURE & FIXTURES	..	..	..	..	..	..	..	..
40	PULP	..	..	..	..	..	..	..	..
41	NEWSPRINT & OTHER PAPER STOCK	..	..	..	..	..	..	..	..
42	PAPER PRODUCTS	..	..	..	..	..	..	..	..
43	PRINTING & PUBLISHING	..	..	..	..	..	36.1	..	..
44	ADVERTISING,PRINT MEDIA	..	..	..	..	..	..	..	..
45	IRON & STEEL PRODUCTS	..	..	..	..	..	..	..	..
46	ALUMINUM PRODUCTS	..	..	..	..	..	..	..	..
47	COPPER & COPPER ALLOY PRODUCTS	..	..	..	..	..	..	..	..
48	NICKEL PRODUCTS	..	..	..	..	..	..	..	..
49	OTHER NON FERROUS METAL PRODUCTS	..	..	..	..	..	..	..	..
50	BOILERS, TANKS & PLATES	..	..	..	..	..	..	..	..
51	FABRICATED STRUCTURAL METAL PROD	..	..	..	..	..	..	..	..
52	OTHER METAL FABRICATED PRODUCTS	..	..	..	..	..	..	..	..
53	AGRICULTURAL MACHINERY	..	..	..	..	..	..	..	..
54	OTHER INDUSTRIAL MACHINERY	..	..	..	..	..	..	..	..
55	MOTOR VEHICLES	..	..	..	..	..	..	..	..
56	MOTOR VEHICLE PARTS	..	..	..	..	..	..	..	..
57	OTHER TRANSPORT EQUIPMENT	..	..	..	..	..	..	..	..
58	APPLIANCES & RECEIVERS,HOUSEHOLD	..	..	..	..	..	..	..	..
59	OTHER ELECTRICAL PRODUCTS	..	..	..	..	..	..	..	..
60	CEMENT & CONCRETE PRODUCTS	..	..	..	..	..	..	..	..
61	OTHER NON-METALLIC MINERAL PROD	..	..	..	..	..	..	..	..
62	GASOLINE & FUEL OIL	..	..	..	..	..	19.3	..	..
63	OTHER PETROLEUM & COAL PROD	..	..	..	..	..	0.5	..	..
64	INDUSTRIAL CHEMICALS	..	..	..	..	..	..	..	..
65	FERTILIZERS	..	..	..	..	..	..	..	..
66	PHARMACEUTICALS	..	..	..	..	..	0.7	..	..
67	OTHER CHEMICAL PRODUCTS	..	..	..	..	..	..	..	..
68	SCIENTIFIC EQUIPMENT	..	..	..	..	..	..	..	..
69	OTHER MANUFACTURED PRODUCTS	..	..	..	..	..	10.8	..	..
70	RESIDENTIAL CONSTRUCTION	..	..	..	..	..	..	..	..
71	NON-RESIDENTIAL CONSTRUCTION	..	..	..	..	..	..	907.5	1433.7
72	REPAIR CONSTRUCTION	..	..	..	..	..	32.3	..	..
73	PIPELINE TRANSPORTATION	..	..	..	..	..	5.1	..	..
74	TRANSPORTATION & STORAGE	..	..	..	..	..	23.6	..	..
75	RADIO & TELEVISION BROADCASTING	..	..	1436.4	..	..	143.8	..	..
76	TELEPHONE & TELEGRAPH	..	..	1248.0	..	..	32.7	..	..
77	POSTAL SERVICES	..	..	99.4	..	..	19.2	..	..
78	ELECTRIC POWER	..	..	..	..	..	43.0	..	..
79	OTHER UTILITIES	347.3	..	..	..	..	17.9	..	..
80	WHOLESALE MARGINS	..	..	..	..	..	13.2	..	..
81	RETAIL MARGINS	..	..	..	..	..	19.7	..	..
82	IMPUTED RENT OWNER OCPD DWEL	6822.5	..	..	..	..	..	..	..
83	OTHER FINANCE,INS,REAL ESTATE	3451.6	174.6	687.7	..	..	3203.3	..	..
84	BUSINESS SERVICES	..	..	14.5	..	..	380.6	..	..
85	EDUCATION SERVICES	..	..	..	..	..	420.2	..	..
86	HEALTH SERVICES	..	1119.1	..	..	..	0.1	..	..
87	AMUSEMENT & RECREATION SERVICES	..	..	..	..	..	1124.3	..	..
88	ACCOMMODATION & FOOD SERVICES	..	..	..	..	..	46.7	..	..
89	OTHER PERSONAL & MISC SERVICES	156.2	..	85.4	4408.7	..	1063.6	..	..
90	TRANSPORTATION MARGINS	..	..	..	..	..	3.4	..	..
91	OPERATING, OFFICE, LAB. & FOOD	..	..	..	..	..	197.4	..	..
92	TRAVEL, ADVERTISING & PROMOTION	..	..	..	..	..	124.2	..	..
93	NON-COMPETING IMPORTS	..	..	..	..	..	..	..	..
94	UNALLOCATED IMPORTS & EXPORTS	..	..	..	..	934.4	..	..	..
95	INDIRECT TAXES	1.5	..	58.9	161.6	..	157.9	..	..
96	SUBSIDIES	..	..	..	..	..	..	..	..
97	WAGES & SALARIES	..	..	..	..	..	2155.9	..	..
98	SUPPLEMENTARY LABOUR INCOME	..	..	..	..	..	156.9	..	..
99	NET INCOME,UNINC. BUSINESS	..	..	..	..	..	..	..	..
100	OTHER OPERATING SURPLUS	..	..	..	..	..	175.9	..	..
	TOTAL	10779.0	1317.2	3630.2	4570.3	934.4	9546.8	907.5	1433.7

NOTE: DETAIL MAY NOT ADD DUE TO ROUNDING AND SUPPRESSION OF CONFIDENTIAL COMMODITIES.

TABLE 36. FINAL DEMAND MATRIX (AGGREGATION - M), 1976 (MILLIONS OF 1971 DOLLARS) - CONTINUED

NO.	COMMODITY AGGREGATION - M	CON HOUSING & COMMISSION	CON OTHER BUSINESS	CON GOVERNMENT	M&E MANU. FACTURING	M&E MINING QUARRYING OIL WELLS	M&E OTHER BUSINESS	M&E GOVERNMENT	INVENTORIES
1	GRAINS	--	--	--	--	--	--	--	345.5
2	LIVE ANIMALS	--	--	--	--	--	--	--	-60.9
3	OTHER AGRICULTURAL PRODUCTS	--	--	--	--	--	--	--	-107.5
4	FORESTRY PRODUCTS	--	--	--	--	--	--	--	-23.0
5	FISH LANDINGS	--	--	--	--	--	--	--	0.1
6	HUNTING & TRAPPING PRODUCTS	--	--	--	--	--	--	--	-0.8
7	IRON ORES & CONCENTRATES	--	--	--	--	--	--	--	0.6
8	OTHER METAL ORES & CONCENTRATES	--	--	--	--	--	--	--	30.4
9	COAL	--	--	--	--	--	--	--	-8.7
10	CRUDE MINERAL OILS	--	--	--	--	--	--	--	9.9
11	NATURAL GAS	--	--	--	--	--	--	--	3.4
12	NON-METALLIC MINERALS	--	--	--	--	--	--	--	21.8
13	SERVICES INCIDENTAL TO MINING	--	--	--	--	--	--	--	--
14	MEAT PRODUCTS	--	--	--	--	--	--	--	31.2
15	DAIRY PRODUCTS	--	--	--	--	--	--	--	-7.8
16	FISH PRODUCTS	--	--	--	--	--	--	--	6.4
17	FRUITS & VEGETABLES PREPARATIONS	--	--	--	--	--	--	--	9.4
18	FEEDS	--	--	--	--	--	--	--	5.3
19	FLOUR,WHEAT,MEAL & OTHER CEREALS	--	--	--	--	--	--	--	-4.7
20	BREAKFAST CEREAL & BAKERY PROD.	--	--	--	--	--	--	--	9.7
21	SUGAR	--	--	--	--	--	--	--	6.5
22	MISC. FOOD PRODUCTS	--	--	--	--	--	--	--	42.5
23	SOFT DRINKS	--	--	--	--	--	--	--	2.7
24	ALCOHOLIC BEVERAGES	--	--	--	--	--	--	--	-50.0
25	TOBACCO PROCESSED UNMANUFACTURED	--	--	--	--	--	--	--	13.1
26	CIGARETTES & TOBACCO MFG.	--	--	--	--	--	--	--	-8.5
27	TIRES & TUBES	--	--	--	--	--	1.2	--	-22.0
28	OTHER RUBBER PRODUCTS	--	--	--	1.4	2.0	6.4	3.0	4.3
29	PLASTIC FABRICATED PRODUCTS	--	--	--	1.2	--	1.2	--	6.2
30	LEATHER & LEATHER PRODUCTS	--	--	--	--	--	--	--	19.7
31	YARNS & MAN MADE FIBRES	--	--	--	--	--	--	--	2.5
32	FABRICS	--	--	--	--	--	--	--	-28.9
33	OTHER TEXTILE PRODUCTS	--	--	--	2.5	--	7.8	1.3	7.0
34	HOSIERY & KNITTED WEAR	--	--	--	--	--	--	--	37.2
35	CLOTHING & ACCESSORIES	--	--	--	--	--	--	--	94.8
36	LUMBER & TIMBER	--	--	--	--	--	--	--	-0.7
37	VENEER & PLYWOOD	--	--	--	--	--	--	--	-18.0
38	OTHER WOOD FABRICATED MATERIALS	--	--	--	8.9	--	6.7	0.3	-38.9
39	FURNITURE & FIXTURES	--	--	--	53.0	3.8	121.8	53.6	33.2
40	PULP	--	--	--	--	--	--	--	9.0
41	NEWSPRINT & OTHER PAPER STOCK	--	--	--	--	--	--	--	63.5
42	PAPER PRODUCTS	--	--	--	--	--	--	--	42.3
43	PRINTING & PUBLISHING	--	--	--	--	--	--	--	17.5
44	ADVERTISING,PRINT MEDIA	--	--	--	--	--	--	--	--
45	IRON & STEEL PRODUCTS	--	--	--	--	--	--	--	-45.3
46	ALUMINUM PRODUCTS	--	--	--	--	--	--	--	-52.7
47	COPPER & COPPER ALLOY PRODUCTS	--	--	--	--	--	--	--	-23.0
48	NICKEL PRODUCTS	--	--	--	--	--	--	--	60.4
49	OTHER NON FERROUS METAL PRODUCTS	--	--	--	--	--	-88.3	--	-7.8
50	BOILERS, TANKS & PLATES	--	--	--	88.7	0.6	21.1	2.8	-8.0
51	FABRICATED STRUCTURAL METAL PROD.	--	--	--	0.2	--	1.0	0.5	-25.0
52	OTHER METAL FABRICATED PRODUCTS	--	--	--	45.1	7.7	65.5	22.5	23.7
53	AGRICULTURAL MACHINERY	--	--	--	0.1	--	922.6	5.1	-1.3
54	OTHER INDUSTRIAL MACHINERY	--	--	--	1187.6	324.6	793.7	64.8	-8.3
55	MOTOR VEHICLES	158.1	--	--	336.6	82.5	1153.9	128.6	90.1
56	MOTOR VEHICLE PARTS	--	--	--	22.0	4.1	61.6	3.5	107.5
57	OTHER TRANSPORT EQUIPMENT	--	--	--	25.9	27.5	282.2	99.9	-56.2
58	APPLIANCES & RECEIVERS,HOUSEHOLD	--	--	--	5.0	0.6	133.3	9.4	36.8
59	OTHER ELECTRICAL PRODUCTS	--	--	--	92.2	33.1	1338.1	28.9	-75.8
60	CEMENT & CONCRETE PRODUCTS	--	--	--	--	--	--	--	5.8
61	OTHER NON-METALLIC MINERAL PROD.	--	--	--	18.6	--	0.8	0.2	10.1
62	GASOLINE & FUEL OIL	--	--	--	--	--	--	--	57.3
63	OTHER PETROLEUM & COAL PROD.	--	--	--	--	--	--	--	-2.0
64	INDUSTRIAL CHEMICALS	--	--	--	--	--	39.1	--	38.5
65	FERTILIZERS	--	--	--	--	--	--	--	-13.0
66	PHARMACEUTICALS	--	--	--	--	--	--	--	-4.4
67	OTHER CHEMICAL PRODUCTS	--	--	--	--	--	--	--	5.7
68	SCIENTIFIC EQUIPMENT	--	--	--	45.5	9.2	77.9	85.1	4.8
69	OTHER MANUFACTURED PRODUCTS	--	--	--	0.3	--	39.5	4.6	29.6
70	RESIDENTIAL CONSTRUCTION	5656.8	--	14.0	--	--	--	--	--
71	NON-RESIDENTIAL CONSTRUCTION	--	5122.7	3240.7	--	--	--	--	--
72	REPAIR CONSTRUCTION	--	--	--	--	--	--	--	--
73	PIPELINE TRANSPORTATION	--	--	--	--	--	--	--	--
74	TRANSPORTATION & STORAGE	--	--	--	--	--	--	--	--
75	RADIO & TELEVISION BROADCASTING	--	--	--	--	--	--	--	--
76	TELEPHONE & TELEGRAPH	--	--	--	--	--	--	--	--
77	POSTAL SERVICES	--	--	--	--	--	--	--	--
78	ELECTRIC POWER	--	--	--	--	--	--	--	--
79	OTHER UTILITIES	--	--	--	--	--	--	--	--
80	WHOLESALE MARGINS	16.5	--	--	475.5	124.4	635.0	61.3	--
81	RETAIL MARGINS	21.3	--	--	35.5	8.6	191.3	12.5	--
82	IMPUTED RENT OWNER OCPD DWEL.	--	--	--	--	--	--	--	--
83	OTHER FINANCE,INS,REAL ESTATE	818.0	--	--	--	--	--	--	--
84	BUSINESS SERVICES	--	--	--	--	--	--	--	--
85	EDUCATION SERVICES	--	--	--	--	--	--	--	--
86	HEALTH SERVICES	--	--	--	--	--	--	--	--
87	AMUSEMENT & RECREATION SERVICES	--	--	--	--	--	--	--	--
88	ACCOMMODATION & FOOD SERVICES	--	--	--	--	--	--	--	--
89	OTHER PERSONAL & MISC. SERVICES	--	--	--	--	--	--	--	--
90	TRANSPORTATION MARGINS	2.1	--	--	55.7	18.6	97.4	10.2	--
91	OPERATING, OFFICE, LAB & FOOD	--	--	--	--	--	--	--	--
92	TRAVEL, ADVERTISING & PROMOTION	--	--	--	--	--	--	--	--
93	NON-COMPETING IMPORTS	--	--	--	--	--	--	--	--
94	UNALLOCATED IMPORTS & EXPORTS	--	--	--	--	--	--	--	-0.7
95	INDIRECT TAXES	13.5	--	--	213.3	33.3	584.4	39.9	--
96	SUBSIDIES	--	--	--	--	--	--	--	--
97	WAGES & SALARIES	--	--	--	--	--	--	--	--
98	SUPPLEMENTARY LABOUR INCOME	--	--	--	--	--	--	--	--
99	NET INCOME,UNINC. BUSINESS	--	--	--	--	--	--	--	--
100	OTHER OPERATING SURPLUS	--	--	--	--	--	--	--	--
	<b>TOTAL</b>	<b>6686.4</b>	<b>5122.7</b>	<b>3254.7</b>	<b>2714.9</b>	<b>678.6</b>	<b>6505.3</b>	<b>638.4</b>	<b>642.1</b>

NOTE: DETAIL MAY NOT ADD DUE TO ROUNDING AND SUPPRESSION OF CONFIDENTIAL COMMODITIES.

TABLE 36. FINAL DEMAND MATRIX (AGGREGATION - M), 1976 (MILLIONS OF 1971 DOLLARS) - CONCLUDED

NO.	COMMODITY AGGREGATION - M	DOMESTIC EXPORTS	RE-EXPORTS	IMPORTS	GOVT GROSS CURRENT EXPEND.	GOVT SALE OF GOODS & SERVICES	FINAL EXPEND ON GDP
1	GRAINS.....	780.3	0.2	-58.4	--	-0.1	1067.5
2	LIVE ANIMALS.....	111.0	0.7	-87.6	--	-3.3	57.7
3	OTHER AGRICULTURAL PRODUCTS.....	186.5	1.7	-420.6	24.2	-5.8	440.3
4	FORESTRY PRODUCTS.....	30.6	--	-40.7	--	-0.9	-1.2
5	FISH LANDINGS.....	32.9	0.3	-21.8	--	-0.3	21.8
6	HUNTING & TRAPPING PRODUCTS.....	35.2	4.4	-24.6	--	--	-7.9
7	IRON ORES & CONCENTRATES.....	492.2	--	-53.9	--	--	498.8
8	OTHER METAL ORES & CONCENTRATES.....	592.4	0.3	-206.3	--	--	416.7
9	COAL.....	134.9	0.1	-205.5	2.5	-19.3	-84.3
10	CRUDE MINERAL OILS.....	510.2	--	-789.4	--	--	-269.9
11	NATURAL GAS.....	150.0	--	-3.9	11.3	-0.8	221.0
12	NON-METALLIC MINERALS.....	278.9	4.8	-100.9	34.9	-0.5	251.0
13	SERVICES INCIDENTAL TO MINING.....	--	--	--	--	--	-0.3
14	MEAT PRODUCTS.....	195.4	2.7	-335.0	0.1	-0.7	1970.1
15	DAIRY PRODUCTS.....	54.4	0.1	-37.8	--	--	1086.3
16	FISH PRODUCTS.....	237.3	2.2	-72.4	--	--	266.3
17	FRUITS & VEGETABLES PREPARATIONS.....	52.4	3.0	-229.1	--	--	531.4
18	FEEDS.....	56.1	--	-53.6	--	-0.8	111.5
19	FLOUR,WHEAT,MEAL & OTHER CEREALS.....	49.8	0.1	-16.5	--	--	61.4
20	BREAKFAST CEREAL & BAKERY PROD.....	16.8	0.1	-20.2	--	--	667.9
21	SUGAR.....	8.5	--	-8.0	--	--	50.4
22	MISC FOOD PRODUCTS.....	58.5	12.5	-264.7	--	--	736.3
23	SOFT DRINKS.....	0.5	--	-3.3	--	--	317.6
24	ALCOHOLIC BEVERAGES.....	238.2	0.2	-208.8	--	--	915.1
25	TOBACCO PROCESSED UNMANUFACTURED.....	42.8	0.1	-5.9	--	--	50.1
26	CIGARETTES & TOBACCO MFG.....	5.3	0.1	-14.5	--	--	453.7
27	TIRES & TUBES.....	108.0	3.1	-164.8	--	--	80.0
28	OTHER RUBBER PRODUCTS.....	13.3	1.5	-120.1	--	--	-12.7
29	PLASTIC FABRICATED PRODUCTS.....	35.3	1.8	-207.5	--	--	-77.4
30	LEATHER & LEATHER PRODUCTS.....	27.5	2.6	-242.6	0.3	--	295.8
31	YARNS & MAN MADE FIBRES.....	27.3	2.8	-222.7	--	--	-158.4
32	FABRICS.....	43.4	5.7	-502.8	0.3	--	-337.6
33	OTHER TEXTILE PRODUCTS.....	29.5	3.5	-244.7	24.1	--	372.0
34	HOSIERY & KNITTED WEAR.....	3.6	0.9	-244.8	0.6	--	545.0
35	CLOTHING & ACCESSORIES.....	62.4	6.0	-409.4	16.2	-2.3	1497.9
36	LUMBER & TIMBER.....	1037.7	2.2	-100.0	--	-13.3	955.4
37	VENEER & PLYWOOD.....	57.1	0.4	-86.8	--	--	-25.1
38	OTHER WOOD FABRICATED MATERIALS.....	128.4	0.9	-71.8	--	--	70.2
39	FURNITURE & FIXTURES.....	44.3	0.9	-177.4	3.7	-1.2	919.1
40	PULP.....	896.8	--	-14.5	--	--	891.2
41	NEWSPRINT & OTHER PAPER STOCK.....	1216.1	0.5	-190.1	--	--	1093.9
42	PAPER PRODUCTS.....	51.6	2.6	-235.3	--	--	166.3
43	PRINTING & PUBLISHING.....	64.5	5.9	-337.7	105.5	-18.1	509.7
44	ADVERTISING,PRINT MEDIA.....	--	--	--	--	-0.2	-0.2
45	IRON & STEEL PRODUCTS.....	358.1	10.7	-350.6	--	--	-27.1
46	ALUMINUM PRODUCTS.....	274.4	0.6	-97.1	--	--	125.2
47	COPPER & COPPER ALLOY PRODUCTS.....	416.2	0.8	-65.3	--	--	328.7
48	NICKEL PRODUCTS.....	608.9	33.9	-75.9	--	--	627.4
49	OTHER NON FERROUS METAL PRODUCTS.....	358.0	7.6	-126.7	--	-1.4	143.5
50	BOILERS, TANKS & PLATES.....	26.3	1.1	-32.3	--	--	100.3
51	FABRICATED STRUCTURAL METAL PROD.....	103.2	0.7	-89.2	--	--	-6.6
52	OTHER METAL FABRICATED PRODUCTS.....	209.2	20.1	-785.0	48.1	--	-73.2
53	AGRICULTURAL MACHINERY.....	340.2	19.2	-878.2	--	--	441.8
54	OTHER INDUSTRIAL MACHINERY.....	723.6	111.0	-2868.1	25.3	-0.5	456.2
55	MOTOR VEHICLES.....	3834.9	15.1	-3214.9	78.8	-1.1	5799.4
56	MOTOR VEHICLE PARTS.....	1957.0	51.9	-3673.6	--	-1.8	-1245.7
57	OTHER TRANSPORT EQUIPMENT.....	591.7	51.6	-467.3	140.6	-5.2	855.0
58	APPLIANCES & RECEIVERS,HOUSEHOLD.....	60.4	10.8	-963.6	0.1	--	695.8
59	OTHER ELECTRICAL PRODUCTS.....	453.3	42.5	-1101.5	43.9	--	1023.6
60	CEMENT & CONCRETE PRODUCTS.....	25.8	--	-11.4	--	--	26.9
61	OTHER NON-METALLIC MINERAL PROD.....	95.5	1.5	-376.6	--	--	-120.8
62	GASOLINE & FUEL OIL.....	74.8	3.9	-56.3	131.9	-1.3	1178.2
63	OTHER PETROLEUM & COAL PROD.....	112.1	0.2	-65.2	3.2	-0.3	101.0
64	INDUSTRIAL CHEMICALS.....	--	17.5	-643.0	17.3	-20.2	-241.9
65	FERTILIZERS.....	--	--	-45.7	--	--	142.4
66	PHARMACEUTICALS.....	31.3	4.9	-137.7	120.0	-7.9	371.8
67	OTHER CHEMICAL PRODUCTS.....	56.9	3.5	-418.8	39.8	--	361.8
68	SCIENTIFIC EQUIPMENT.....	119.3	27.1	-784.2	102.6	-9.1	43.2
69	OTHER MANUFACTURED PRODUCTS.....	113.8	15.9	-688.0	1.8	-3.7	495.3
70	RESIDENTIAL CONSTRUCTION.....	--	--	--	--	--	5670.6
71	NON-RESIDENTIAL CONSTRUCTION.....	--	--	--	40.4	--	10745.1
72	REPAIR CONSTRUCTION.....	--	--	--	558.9	--	591.2
73	PIPELINE TRANSPORTATION.....	223.7	--	-99.4	11.4	--	214.9
74	TRANSPORTATION & STORAGE.....	504.0	--	-121.2	375.1	-86.4	2131.5
75	RADIO & TELEVISION BROADCASTING.....	11.1	--	-12.1	--	--	142.9
76	TELEPHONE & TELEGRAPH.....	41.3	--	-42.6	230.8	-9.9	1500.3
77	POSTAL SERVICES.....	14.7	--	-5.0	65.1	--	193.4
78	ELECTRIC POWER.....	70.6	--	-7.2	247.6	-11.3	1479.2
79	OTHER UTILITIES.....	0.6	--	-0.7	99.5	-334.1	372.3
80	WHOLESALE MARGINS.....	785.0	--	-136.6	96.6	--	4749.9
81	RETAIL MARGINS.....	--	--	--	61.5	--	8613.9
82	IMPUTED RENT OWNER OCPD. DWEL.....	--	--	--	--	--	6822.5
83	OTHER FINANCE,INS,REAL ESTATE.....	117.7	--	-587.1	469.6	-315.4	8019.9
84	BUSINESS SERVICES.....	312.6	--	-913.7	1016.5	-74.2	736.2
85	EDUCATION SERVICES.....	0.1	--	-0.2	248.8	-348.1	320.9
86	HEALTH SERVICES.....	0.2	--	-0.3	1618.8	-316.1	2421.9
87	AMUSEMENT & RECREATION SERVICES.....	22.1	--	-17.9	25.2	-206.7	946.9
88	ACCOMMODATION & FOOD SERVICES.....	--	--	--	12.7	-46.6	4328.2
89	OTHER PERSONAL & MISC. SERVICES.....	48.6	--	-80.8	486.2	-377.0	2253.2
90	TRANSPORTATION MARGINS.....	1050.6	2.1	--	38.0	--	1953.1
91	OPERATING, OFFICE, LAB & FOOD.....	--	--	--	1375.3	--	1572.7
92	TRAVEL, ADVERTISING & PROMOTION.....	--	--	--	492.6	--	616.8
93	NON-COMPETING IMPORTS.....	--	0.2	-398.8	--	--	-271.0
94	UNALLOCATED IMPORTS & EXPORTS.....	1799.0	6.3	-3030.2	--	--	-290.6
95	INDIRECT TAXES.....	7.3	--	1460.5	123.0	--	9093.2
96	SUBSIDIES.....	--	--	--	--	--	--
97	WAGES & SALARIES.....	--	--	--	12416.0	--	14571.9
98	SUPPLEMENTARY LABOUR INCOME.....	--	--	--	1299.6	--	1456.5
99	NET INCOME,UNINC. BUSINESS.....	--	--	--	--	--	--
100	OTHER OPERATING SURPLUS.....	--	--	--	1745.5	--	1921.4
	TOTAL.....	24629.9	535.4	-28814.9	24128.8	-2246.1	121028.1

NOTE: DETAIL MAY NOT ADD DUE TO ROUNDING AND SUPPRESSION OF CONFIDENTIAL COMMODITIES.

TABLE 37. MAKE (OUTPUT) MATRIX (AGGREGATION - S), 1977 (MILLIONS OF 1971 DOLLARS)

NO.	COMMODITY AGGREGATION - S	AGRICUL- TURE	FOREST- RY	FISHING, HUNTING & TRAPPING	MINES QUARRIES & OIL WELLS	MANUFAC- TURING	CONSTRU- TION
1	GRAINS	1314.2	--	--	--	0.1	--
2	OTHER AGRICULTURAL PRODUCTS	4079.2	16.4	--	--	8.0	--
3	FORESTRY PRODUCTS	39.8	1535.7	--	--	38.0	--
4	FISHING & TRAPPING PRODUCTS	--	--	240.0	--	--	--
5	METALLIC ORES & CONCENTRATES	--	--	--	2118.3	92.4	--
6	MINERALS FUELS	--	--	--	2047.0	17.2	--
7	NON-METALLIC MINERALS	--	--	--	534.4	25.9	--
8	SERVICES INCIDENTAL TO MINING	--	--	--	880.3	--	--
9	MEAT,FISH & DAIRY PRODUCTS	72.3	--	1.4	--	5212.7	--
10	FRUIT,VEG.,FEED,MISC.FOOD PROD.	13.1	--	--	--	4025.6	--
11	BEVERAGES	--	--	--	--	1389.6	--
12	TOBACCO & TOBACCO PRODUCTS	--	--	--	--	632.9	--
13	RUBBER,LEATHER,PLASTIC FAB.PRO.	--	--	--	--	1818.4	--
14	TEXTILE PRODUCTS	--	--	--	--	1931.9	--
15	KNITTED PRODUCTS & CLOTHING	--	--	--	--	2172.8	--
16	LUMBER,SAWMILL,OTHER WOOD PROD.	--	20.5	--	--	3185.4	--
17	FURNITURE & FIXTURES	--	--	--	--	941.2	--
18	PAPER & PAPER PRODUCTS	--	--	--	--	4657.3	--
19	PRINTING & PUBLISHING	--	--	--	--	2255.5	--
20	PRIMARY METAL PRODUCTS	--	--	--	0.8	5296.1	--
21	METAL FABRICATED PRODUCTS	--	--	--	--	4059.9	--
22	MACHINERY & EQUIPMENT	--	0.1	--	26.4	2742.8	--
23	AUTOS,TRUCKS,OTHER TRANSP. EQP.	--	--	--	--	10484.3	--
24	ELEC. & COMMUNICATIONS PROD.	--	--	--	--	3627.3	--
25	NON-METALLIC MINERAL PRODUCTS	--	--	--	6.3	1776.9	--
26	PETROLEUM & COAL PRODUCTS	--	--	--	103.8	3033.1	--
27	CHEMICALS,CHEMICAL PROD.	--	--	--	204.2	3789.2	--
28	MISC. MANUFACTURED PRODUCTS	--	--	--	--	1372.4	--
29	RESIDENTIAL CONSTRUCTION	--	--	--	--	--	5311.6
30	NON-RESIDENTIAL CONSTRUCTION	--	--	--	--	--	11173.1
31	REPAIR CONSTRUCTION	--	--	--	--	--	3425.7
32	TRANSPORTATION & STORAGE	--	2.1	--	--	0.3	--
33	COMMUNICATION SERVICES	--	--	--	--	--	--
34	OTHER UTILITIES	--	--	--	1.3	27.1	--
35	WHOLESALE MARGINS	--	3.4	--	1.0	1580.0	--
36	RETAIL MARGINS	--	--	--	--	--	--
37	IMPUTED RENT OWNER OCPD. DWEL.	--	--	--	--	--	--
38	OTHER FINANCE,INS.,REAL ESTATE	5.3	0.8	--	100.2	79.6	103.1
39	BUSINESS SERVICES	--	--	--	0.9	70.5	0.1
40	PERSONAL & OTHER MISC. SERVICE	--	33.0	3.1	24.9	268.5	85.5
41	TRANSPORTATION MARGINS	--	--	--	--	--	--
42	OPERATING,OFFICE,LAB & FOOD	--	--	--	--	--	--
43	TRAVEL, ADVERTISING, PROMOTION	--	--	--	--	--	--
	TOTAL	5523.9	1612.1	244.5	6049.9	66613.1	20099.2

NOTE: DETAIL MAY NOT ADD DUE TO ROUNDING.

TABLE 37. MAKE (OUTPUT) MATRIX (AGGREGATION - S), 1977 (MILLIONS OF 1971 DOLLARS) - CONTINUED

NO.	COMMODITY AGGREGATION - S	TRANS. & STORAGE	COMMUNI- CATION	ELEC POWER GAS,OTHER UTILITIES	WHOLESALE TRADE	RETAIL TRADE	FINANCE, INS. & REAL EST.
1	GRAINS	--	--	--	--	--	--
2	OTHER AGRICULTURAL PRODUCTS	--	--	--	--	3.3	--
3	FORESTRY PRODUCTS	--	--	2.5	1.0	--	--
4	FISHING & TRAPPING PRODUCTS	--	--	--	--	--	--
5	METALLIC ORES & CONCENTRATES	--	--	--	--	--	--
6	MINERALS FUELS	--	--	--	0.1	--	--
7	NON-METALLIC MINERALS	--	--	--	3.2	--	--
8	SERVICES INCIDENTAL TO MINING	--	--	--	--	--	--
9	MEAT,FISH & DAIRY PRODUCTS	--	--	--	1.1	254.4	--
10	FRUIT,VEG.,FEED,MISC.FOOD PROD.	--	--	--	27.8	6.6	--
11	BEVERAGES	--	--	--	0.6	--	--
12	TOBACCO & TOBACCO PRODUCTS	--	--	--	--	--	--
13	RUBBER,LEATHER,PLASTIC FAB.PRO.	--	--	--	3.3	--	--
14	TEXTILE PRODUCTS	--	--	--	2.4	2.5	--
15	KNITTED PRODUCTS & CLOTHING	--	--	--	4.9	0.4	--
16	LUMBER,SAWMILL,OTHER WOOD PROD.	--	--	--	23.2	--	--
17	FURNITURE & FIXTURES	--	--	--	0.8	--	--
18	PAPER & PAPER PRODUCTS	--	--	--	13.5	--	--
19	PRINTING & PUBLISHING	--	--	--	2.5	--	--
20	PRIMARY METAL PRODUCTS	--	--	--	4.5	--	--
21	METAL FABRICATED PRODUCTS	--	--	--	13.4	--	--
22	MACHINERY & EQUIPMENT	--	--	--	23.9	--	--
23	AUTOS,TRUCKS,OTHER TRANSP. EQP.	116.5	--	--	9.4	--	--
24	ELEC. & COMMUNICATIONS PROD.	--	198.1	--	27.8	--	--
25	NON-METALLIC MINERAL PRODUCTS	--	--	--	3.4	--	--
26	PETROLEUM & COAL PRODUCTS	2.3	--	0.1	0.2	--	--
27	CHEMICALS,CHEMICAL PROD.	--	--	--	11.0	--	--
28	MISC. MANUFACTURED PRODUCTS	--	--	--	17.4	--	--
29	RESIDENTIAL CONSTRUCTION	--	--	--	--	--	--
30	NON-RESIDENTIAL CONSTRUCTION	--	--	--	--	--	--
31	REPAIR CONSTRUCTION	--	--	--	--	--	--
32	TRANSPORTATION & STORAGE	9423.6	--	18.2	--	7.2	0.2
33	COMMUNICATION SERVICES	--	4512.6	--	--	--	--
34	OTHER UTILITIES	--	--	3671.2	--	--	--
35	WHOLESALE MARGINS	10.0	--	--	6723.1	--	--
36	RETAIL MARGINS	10.2	--	--	--	9084.4	--
37	IMPUTED RENT OWNER OCPD. DWEL.	--	--	--	38.5	--	7164.4
38	OTHER FINANCE,INS.,REAL ESTATE	31.3	3.1	7.6	33.0	55.5	14794.0
39	BUSINESS SERVICES	20.5	37.8	3.3	47.3	2.1	53.4
40	PERSONAL & OTHER MISC. SERVICE	106.0	19.4	54.0	579.4	1608.0	382.1
41	TRANSPORTATION MARGINS	--	--	--	--	--	--
42	OPERATING,OFFICE,LAB & FOOD	--	--	--	--	--	--
43	TRAVEL, ADVERTISING, PROMOTION	--	--	--	--	--	--
	TOTAL	9720.2	4771.0	3795.5	7578.3	11024.5	22394.2

NOTE: DETAIL MAY NOT ADD DUE TO ROUNDING.

TABLE 37. MAKE (OUTPUT) MATRIX (AGGREGATION - S), 1977 (MILLIONS OF 1971 DOLLARS) - CONCLUDED

NO.	COMMODITY AGGREGATION - S	BUSINESS & PERSONAL SERVICES	TRANS. MARGINS	OPERATING OFFICE SUPPLIES	TRAVEL, PROMOTION, ADVTG.	TOTAL INDUSTRIES
1	GRAINS	--	--	--	--	1314.3
2	OTHER AGRICULTURAL PRODUCTS	--	--	--	--	4106.8
3	FORESTRY PRODUCTS	--	--	--	--	1617.0
4	FISHING & TRAPPING PRODUCTS	--	--	--	--	240.0
5	METALLIC ORES & CONCENTRATES	--	--	--	--	2210.7
6	MINERALS FUELS	--	--	--	--	2064.2
7	NON-METALLIC MINERALS	--	--	--	--	563.5
8	SERVICES INCIDENTAL TO MINING	--	--	--	--	880.3
9	MEAT,FISH & DAIRY PRODUCTS	--	--	--	--	5541.9
10	FRUIT,VEG.,FEED,MISC.FOOD PROD.	--	--	--	--	4073.1
11	BEVERAGES	--	--	--	--	1390.2
12	TOBACCO & TOBACCO PRODUCTS	--	--	--	--	632.9
13	RUBBER,LEATHER,PLASTIC FAB.PRO	--	--	--	--	1821.7
14	TEXTILE PRODUCTS	--	--	--	--	1936.9
15	KNITTED PRODUCTS & CLOTHING	--	--	--	--	2178.1
16	LUMBER,SAWMILL,OTHER WOOD PROD.	--	--	--	--	3229.1
17	FURNITURE & FIXTURES	--	--	--	--	942.0
18	PAPER & PAPER PRODUCTS	--	--	--	--	4670.8
19	PRINTING & PUBLISHING	--	--	--	--	2258.1
20	PRIMARY METAL PRODUCTS	--	--	--	--	5301.5
21	METAL FABRICATED PRODUCTS	--	--	--	--	4073.3
22	MACHINERY & EQUIPMENT	--	--	--	--	2793.3
23	AUTOS,TRUCKS,OTHER TRANSP. EQP.	--	--	--	--	10610.1
24	ELEC. & COMMUNICATIONS PROD.	--	--	--	--	3853.3
25	NON-METALLIC MINERAL PRODUCTS	--	--	--	--	1786.7
26	PETROLEUM & COAL PRODUCTS	--	--	--	--	3139.5
27	CHEMICALS,CHEMICAL PROD.	--	--	--	--	4004.4
28	MISC. MANUFACTURED PRODUCTS	3.7	--	--	--	1393.5
29	RESIDENTIAL CONSTRUCTION	--	--	--	--	5311.6
30	NON-RESIDENTIAL CONSTRUCTION	--	--	--	--	11173.1
31	REPAIR CONSTRUCTION	--	--	--	--	3425.7
32	TRANSPORTATION & STORAGE	--	--	--	--	9451.7
33	COMMUNICATION SERVICES	--	--	--	--	4512.6
34	OTHER UTILITIES	10.3	--	--	--	3709.9
35	WHOLESALE MARGINS	84.7	--	--	--	8402.3
36	RETAIL MARGINS	79.2	--	--	--	9212.3
37	IMPUTED RENT OWNER OCPD. DWEL.	--	--	--	--	7164.4
38	OTHER FINANCE,INS.,REAL ESTATE	93.8	--	--	--	15307.4
39	BUSINESS SERVICES	4913.4	--	--	--	5149.4
40	PERSONAL & OTHER MISC. SERVICE	11316.6	--	--	--	14480.7
41	TRANSPORTATION MARGINS	--	3880.9	--	--	3880.9
42	OPERATING,OFFICE,LAB & FOOD	--	--	7063.8	--	7063.8
43	TRAVEL, ADVERTISING, PROMOTION	--	--	--	4138.0	4138.0
	<b>TOTAL</b>	<b>16501.9</b>	<b>3880.9</b>	<b>7063.8</b>	<b>4138.0</b>	<b>191010.8</b>

NOTE: DETAIL MAY NOT ADD DUE TO ROUNDING.

TABLE 38. USE (INPUT) MATRIX (AGGREGATION - S), 1977 (MILLIONS OF 1971 DOLLARS)

NO.	COMMODITY AGGREGATION - S	AGRICUL-TURE	FORES-TRY	FISHING, HUNTING & TRAPPING	MINES QUARRIES & OIL WELLS	MANUFAC-TURING	CONSTRUC-TION
1	GRAINS	32.1	--	--	--	374.2	--
2	OTHER AGRICULTURAL PRODUCTS	291.7	--	--	--	2795.5	10.6
3	FORESTRY PRODUCTS	0.4	175.2	--	--	1438.1	9.5
4	FISHING & TRAPPING PRODUCTS	--	--	2.7	--	220.4	--
5	METALLIC ORES & CONCENTRATES	--	--	--	7.9	1325.5	--
6	MINERALS FUELS	2.0	--	0.1	7.1	2065.5	1.3
7	NON-METALLIC MINERALS	4.9	--	0.6	22.8	210.2	81.5
8	SERVICES INCIDENTAL TO MINING	--	--	--	425.2	--	455.4
9	MEAT,FISH & DAIRY PRODUCTS	3.0	--	--	--	1079.7	--
10	FRUIT,VEG.,FEED,MISC.FOOD PROD.	609.2	--	--	--	9450.0	--
11	BEVERAGES	--	--	--	--	79.2	--
12	TOBACCO & TOBACCO PRODUCTS	--	--	--	--	123.2	--
13	RUBBER,LEATHER,PLASTIC FAB.PRO	15.8	--	--	3.6	807.9	256.7
14	TEXTILE PRODUCTS	15.0	3.4	9.1	1.3	1694.1	128.8
15	KNITTED PRODUCTS & CLOTHING	--	--	--	--	162.3	--
16	LUMBER,SAWMILL,OTHER WOOD PROD.	2.6	--	4.5	1.8	807.6	1117.7
17	FURNITURE & FIXTURES	--	--	--	--	41.0	15.6
18	PAPER & PAPER PRODUCTS	3.6	--	--	8.2	1804.8	138.3
19	PRINTING & PUBLISHING	--	--	--	0.3	210.0	--
20	PRIMARY METAL PRODUCTS	--	--	--	70.9	3385.1	469.9
21	METAL FABRICATED PRODUCTS	27.9	13.7	1.1	10.5	1750.1	1849.3
22	MACHINERY & EQUIPMENT	55.9	11.8	3.2	79.2	774.8	215.1
23	AUTOS,TRUCKS,OTHER TRANSP. EQP.	1.2	2.6	16.3	6.5	4166.6	34.1
24	ELEC. & COMMUNICATIONS PROD.	--	--	8.4	7.2	952.5	783.5
25	NON-METALLIC MINERAL PRODUCTS	2.2	0.2	0.5	15.9	688.4	1183.5
26	PETROLEUM & COAL PRODUCTS	180.6	26.8	12.6	87.1	478.1	184.5
27	CHEMICALS,CHEMICAL PROD.	298.5	2.4	0.4	102.2	2253.3	202.6
28	MISC. MANUFACTURED PRODUCTS	--	--	5.2	--	457.7	114.4
29	RESIDENTIAL CONSTRUCTION	--	--	--	--	--	--
30	NON-RESIDENTIAL CONSTRUCTION	--	--	--	--	--	--
31	REPAIR CONSTRUCTION	127.3	24.9	3.6	220.9	277.8	10.0
32	TRANSPORTATION & STORAGE	20.6	179.8	1.9	78.2	546.4	165.6
33	COMMUNICATION SERVICES	43.6	3.9	0.5	24.2	391.1	56.5
34	OTHER UTILITIES	100.9	1.0	0.3	152.8	772.1	12.8
35	WHOLESALE MARGINS	161.9	11.1	6.7	71.9	1405.9	882.6
36	RETAIL MARGINS	37.3	1.0	1.3	3.5	9.8	103.5
37	IMPUTED RENT OWNER OCPD. DWEL.	--	--	--	--	--	--
38	OTHER FINANCE,INS.,REAL ESTATE	250.0	114.6	4.1	550.8	995.7	357.5
39	BUSINESS SERVICES	16.6	8.1	0.5	281.8	998.6	783.5
40	PERSONAL & OTHER MISC. SERVICE	19.5	59.6	4.6	52.4	299.7	354.1
41	TRANSPORTATION MARGINS	65.6	3.4	2.9	33.5	1175.5	309.2
42	OPERATING,OFFICE,LAB & FOOD	170.0	224.9	1.9	651.2	1984.3	322.5
43	TRAVEL, ADVERTISING, PROMOTION	0.3	4.1	--	52.9	1407.6	104.1
44	NON-COMPETING IMPORTS	--	--	--	--	257.4	--
45	UNALLOCATED IMPORTS & EXPORTS	--	--	--	--	--	--
46	NET INDIRECT TAXES	94.3	37.3	5.3	175.5	583.4	1099.0
	<b>GDP AT FACTOR COST</b>	<b>2869.2</b>	<b>702.2</b>	<b>148.3</b>	<b>2842.5</b>	<b>24417.1</b>	<b>8306.0</b>
	<b>TOTAL</b>	<b>5523.9</b>	<b>1612.1</b>	<b>244.5</b>	<b>6049.9</b>	<b>66613.1</b>	<b>20099.2</b>

NOTE: DETAIL MAY NOT ADD DUE TO ROUNDING.

TABLE 38. USE (INPUT) MATRIX (AGGREGATION - S), 1977 (MILLIONS OF 1971 DOLLARS) - CONTINUED

NO.	COMMODITY AGGREGATION - S	TRANS. & STORAGE	COMMUNICATION	ELEC POWER GAS, OTHER UTILITIES	WHOLESALE TRADE	RETAIL TRADE	FINANCE, INS. & REAL EST.
1	GRAINS	--	--	--	5.8	--	--
2	OTHER AGRICULTURAL PRODUCTS	1.9	--	--	0.8	265.9	--
3	FORESTRY PRODUCTS	--	--	--	6.2	--	--
4	FISHING & TRAPPING PRODUCTS	--	--	--	--	--	--
5	METALLIC ORES & CONCENTRATES	--	--	9.5	0.2	--	--
6	MINERALS FUELS	28.0	0.1	125.9	3.0	12.8	9.2
7	NON-METALLIC MINERALS	3.0	--	--	0.2	--	--
8	SERVICES INCIDENTAL TO MINING	--	--	--	--	--	--
9	MEAT, FISH & DAIRY PRODUCTS	--	--	--	0.5	2.0	--
10	FRUIT, VEG. FEED, MISC. FOOD PROD.	0.8	--	--	8.3	--	--
11	BEVERAGES	--	--	--	--	--	--
12	TOBACCO & TOBACCO PRODUCTS	--	--	--	--	--	--
13	RUBBER, LEATHER, PLASTIC FAB. PRO.	64.2	0.2	--	24.4	21.8	--
14	TEXTILE PRODUCTS	7.2	2.2	--	5.8	1.8	--
15	KNITTED PRODUCTS & CLOTHING	--	--	--	--	11.6	--
16	LUMBER, SAWMILL, OTHER WOOD PROD.	--	--	--	21.5	3.9	--
17	FURNITURE & FIXTURES	--	--	--	--	--	--
18	PAPER & PAPER PRODUCTS	5.7	--	--	64.2	147.6	--
19	PRINTING & PUBLISHING	4.1	20.7	1.3	11.1	10.9	38.8
20	PRIMARY METAL PRODUCTS	13.3	--	--	7.7	--	--
21	METAL FABRICATED PRODUCTS	7.2	--	--	39.1	15.9	--
22	MACHINERY & EQUIPMENT	2.5	--	--	5.9	--	--
23	AUTOS, TRUCKS, OTHER TRANSP. EQP.	296.5	--	--	1.2	--	--
24	ELEC. & COMMUNICATIONS PROD.	24.9	96.8	--	7.6	--	--
25	NON-METALLIC MINERAL PRODUCTS	8.3	--	--	4.6	1.8	--
26	PETROLEUM & COAL PRODUCTS	348.4	9.1	67.5	83.3	64.8	27.8
27	CHEMICALS, CHEMICAL PROD.	8.2	1.2	--	13.4	10.7	--
28	MISC. MANUFACTURED PRODUCTS	5.9	10.7	--	4.2	5.7	--
29	RESIDENTIAL CONSTRUCTION	--	--	--	--	--	--
30	NON-RESIDENTIAL CONSTRUCTION	--	--	--	--	--	--
31	REPAIR CONSTRUCTION	296.5	78.5	122.5	10.5	46.2	1527.1
32	TRANSPORTATION & STORAGE	937.9	66.6	28.3	174.5	112.0	14.1
33	COMMUNICATION SERVICES	206.8	149.0	15.1	242.4	266.6	425.5
34	OTHER UTILITIES	57.2	14.7	24.4	63.1	235.9	125.6
35	WHOLESALE MARGINS	128.6	11.8	8.8	102.7	34.0	8.0
36	RETAIL MARGINS	10.6	26.7	0.3	6.7	8.9	4.2
37	IMPUTED RENT OWNER OCPD. DWEL.	--	--	--	--	--	--
38	OTHER FINANCE, INS. REAL ESTATE	297.2	59.4	94.7	457.8	891.5	1845.1
39	BUSINESS SERVICES	127.8	82.3	38.8	241.8	189.4	686.2
40	PERSONAL & OTHER MISC. SERVICE	310.7	91.1	18.3	74.8	74.8	114.0
41	TRANSPORTATION MARGINS	31.5	2.5	15.8	15.5	13.4	2.6
42	OPERATING, OFFICE, LAB & FOOD	296.7	74.5	23.9	201.9	258.9	580.2
43	TRAVEL, ADVERTISING, PROMOTION	130.8	60.8	16.4	433.2	417.8	410.9
44	NON-COMPETING IMPORTS	--	--	--	--	4.8	--
45	UNALLOCATED IMPORTS & EXPORTS	--	--	--	--	--	--
46	NET INDIRECT TAXES	405.6	-141.0	76.3	113.8	328.7	3756.7
	GDP AT FACTOR COST	5652.5	4053.1	3107.8	5120.5	7564.2	12818.2
	TOTAL	9720.2	4771.0	3795.5	7578.2	11024.5	22394.2

NOTE: DETAIL MAY NOT ADD DUE TO ROUNDING.

TABLE 38. USE (INPUT) MATRIX (AGGREGATION - S), 1977 (MILLIONS OF 1971 DOLLARS) - CONCLUDED

NO.	COMMODITY AGGREGATION - S	BUSINESS & PERSONAL SERVICES	TRANS. MARGINS	OPERATING OFFICE SUPPLIES	TRAVEL, PROMOTION, ADVTG.	TOTAL INDUSTRIES
1	GRAINS	--	--	--	--	412.0
2	OTHER AGRICULTURAL PRODUCTS	73.3	--	39.1	--	3478.7
3	FORESTRY PRODUCTS	--	--	--	--	1629.4
4	FISHING & TRAPPING PRODUCTS	6.3	--	1.6	--	231.0
5	METALLIC ORES & CONCENTRATES	0.8	--	--	--	1344.0
6	MINERALS FUELS	3.9	--	--	--	2258.9
7	NON-METALLIC MINERALS	1.1	--	0.2	--	324.7
8	SERVICES INCIDENTAL TO MINING	--	--	--	--	880.6
9	MEAT, FISH & DAIRY PRODUCTS	753.7	--	175.4	--	2914.3
10	FRUIT, VEG. FEED, MISC. FOOD PROD.	211.2	--	94.9	--	1869.5
11	BEVERAGES	21.7	--	13.6	38.7	153.2
12	TOBACCO & TOBACCO PRODUCTS	--	--	--	--	123.2
13	RUBBER, LEATHER, PLASTIC FAB. PRO.	10.7	--	342.5	2.9	1550.6
14	TEXTILE PRODUCTS	67.0	--	40.9	--	1976.7
15	KNITTED PRODUCTS & CLOTHING	4.3	--	26.4	--	204.6
16	LUMBER, SAWMILL, OTHER WOOD PROD.	19.1	--	4.9	--	1983.5
17	FURNITURE & FIXTURES	1.9	--	--	--	58.6
18	PAPER & PAPER PRODUCTS	77.7	--	286.0	2.0	2538.1
19	PRINTING & PUBLISHING	13.9	--	602.0	849.4	1762.4
20	PRIMARY METAL PRODUCTS	3.2	--	22.0	--	3972.1
21	METAL FABRICATED PRODUCTS	6.0	--	442.9	--	4163.8
22	MACHINERY & EQUIPMENT	0.2	--	798.3	--	1946.9
23	AUTOS, TRUCKS, OTHER TRANSP. EQP.	--	--	341.9	35.7	4902.6
24	ELEC. & COMMUNICATIONS PROD.	1.2	--	313.2	3.6	2196.9
25	NON-METALLIC MINERAL PRODUCTS	9.3	--	31.8	--	1926.4
26	PETROLEUM & COAL PRODUCTS	77.2	--	4.3	69.4	1721.5
27	CHEMICALS, CHEMICAL PROD.	81.3	--	319.8	2.0	3295.8
28	MISC. MANUFACTURED PRODUCTS	108.6	--	247.0	57.6	1017.0
29	RESIDENTIAL CONSTRUCTION	--	--	--	--	--
30	NON-RESIDENTIAL CONSTRUCTION	--	--	--	--	--
31	REPAIR CONSTRUCTION	28.6	--	--	--	2774.4
32	TRANSPORTATION & STORAGE	50.0	3880.9	--	702.3	6959.3
33	COMMUNICATION SERVICES	328.7	--	--	433.6	2587.3
34	OTHER UTILITIES	116.0	--	--	--	1676.9
35	WHOLESALE MARGINS	117.0	--	757.3	49.4	3757.8
36	RETAIL MARGINS	97.8	--	232.9	50.1	594.6
37	IMPUTED RENT OWNER OCPD. DWEL.	--	--	--	--	--
38	OTHER FINANCE, INS. REAL ESTATE	902.2	--	--	--	6820.7
39	BUSINESS SERVICES	410.5	--	--	408.9	4275.0
40	PERSONAL & OTHER MISC. SERVICE	353.3	--	1156.4	908.5	3891.9
41	TRANSPORTATION MARGINS	44.1	--	146.7	13.6	1875.8
42	OPERATING, OFFICE, LAB & FOOD	728.9	--	--	--	5519.6
43	TRAVEL, ADVERTISING, PROMOTION	436.3	--	--	--	3475.2
44	NON-COMPETING IMPORTS	10.7	--	--	--	276.9
45	UNALLOCATED IMPORTS & EXPORTS	--	--	4.0	--	294.9
46	NET INDIRECT TAXES	297.9	--	560.1	272.7	7665.6
	GDP AT FACTOR COST	11026.3	--	--	--	88627.9
	TOTAL	16501.9	3880.9	7063.8	4138.0	191010.8

NOTE: DETAIL MAY NOT ADD DUE TO ROUNDING.

TABLE 39. FINAL DEMAND MATRIX (AGGREGATION - S), 1977 (MILLIONS OF 1971 DOLLARS)

NO	COMMODITY AGGREGATION - S	CONS. EXP DURABLE	CONS. EXP. SEMI DURABLE	CONS. EXP. NON DURABLE	CONS. EXP SERVICES	CONS. TRUCTION BUSINESS	CONS. TRUCTION GOVERNMENT	MACHINERY EQUIPMENT BUSINESS	MACHINERY EQUIPMENT GOVERNMENT
1	GRAINS	--	--	--	--	--	--	--	--
2	OTHER AGRICULTURAL PRODUCTS	--	14.2	767.3	26.8	--	--	--	--
3	FORESTRY PRODUCTS	--	--	33.6	--	--	--	--	--
4	FISHING & TRAPPING PRODUCTS	--	--	9.8	--	--	--	--	--
5	METALLIC ORES & CONCENTRATES	--	--	--	--	--	--	--	--
6	MINERALS FUELS	--	--	58.0	3.6	--	--	--	--
7	NON-METALLIC MINERALS	--	1.8	10.5	--	--	--	--	--
8	SERVICES INCIDENTAL TO MINING	--	--	--	--	--	--	--	--
9	MEAT,FISH & DAIRY PRODUCTS	--	--	3328.7	--	--	--	--	--
10	FRUIT,VEG.FEED,MISC.FOOD PROD.	--	--	2528.7	--	--	--	--	--
11	BEVERAGES	--	--	1254.5	--	--	--	--	--
12	TOBACCO & TOBACCO PRODUCTS	--	--	475.4	--	--	--	--	--
13	RUBBER,LEATHER,PLASTIC FAB.PRO.	165.3	611.5	50.6	--	--	--	16.5	3.2
14	TEXTILE PRODUCTS	262.5	393.0	52.7	7.1	--	--	11.3	1.4
15	KNITTED PRODUCTS & CLOTHING	--	2566.2	--	--	--	--	--	--
16	LUMBER,SAWMILL,OTHER WOOD PROD.	25.4	59.7	1.3	--	--	--	18.2	0.3
17	FURNITURE & FIXTURES	779.3	29.5	--	--	--	--	172.2	49.0
18	PAPER & PAPER PRODUCTS	--	27.6	293.1	--	--	--	--	--
19	PRINTING & PUBLISHING	--	651.5	--	42.6	--	--	--	--
20	PRIMARY METAL PRODUCTS	--	1.5	--	--	--	--	-77.8	--
21	METAL FABRICATED PRODUCTS	50.3	204.4	11.2	--	--	--	219.7	24.1
22	MACHINERY & EQUIPMENT	111.5	35.3	--	--	--	--	3115.5	67.6
23	AUTOS,TRUCKS,OTHER TRANSP. EQP.	3604.1	--	--	--	101.8	--	2031.0	235.5
24	ELEC. & COMMUNICATIONS PROD.	1485.7	107.5	--	--	--	--	1628.4	40.2
25	NON-METALLIC MINERAL PRODUCTS	--	134.5	--	--	--	--	15.2	0.3
26	PETROLEUM & COAL PRODUCTS	--	0.4	977.2	20.7	--	--	--	--
27	CHEMICALS,CHEMICAL PROD.	19.7	63.6	1005.1	0.7	--	--	36.5	--
28	MISC. MANUFACTURED PRODUCTS	836.4	380.1	109.1	10.2	--	--	176.7	89.1
29	RESIDENTIAL CONSTRUCTION	--	--	--	--	5296.1	15.4	--	--
30	NON-RESIDENTIAL CONSTRUCTION	--	--	--	--	7821.8	3297.9	--	--
31	REPAIR CONSTRUCTION	--	--	--	37.3	--	--	--	--
32	TRANSPORTATION & STORAGE	--	--	91.4	1522.9	--	--	--	--
33	COMMUNICATION SERVICES	--	--	--	1626.4	--	--	--	--
34	OTHER UTILITIES	--	--	1477.3	399.0	--	--	--	--
35	WHOLESALE MARGINS	892.5	454.2	1281.8	13.0	10.8	--	1147.4	58.5
36	RETAIL MARGINS	2309.5	2650.5	3318.6	21.3	12.4	--	231.4	11.8
37	IMPUTED RENT OWNER OCPD DWEL.	--	--	--	7164.4	--	--	--	--
38	OTHER FINANCE,INS.,REAL ESTATE	--	--	--	7808.4	927.0	--	--	--
39	BUSINESS SERVICES	--	--	--	390.1	--	--	--	--
40	PERSONAL & OTHER MISC. SERVICE	617.7	58.8	--	8343.9	--	--	--	--
41	TRANSPORTATION MARGINS	146.2	161.5	348.8	9.5	2.0	--	156.8	10.6
42	OPERATING,OFFICE,LAB & FOOD	--	--	--	209.1	--	--	--	--
43	TRAVEL, ADVERTISING, PROMOTION	--	--	--	130.4	--	--	--	--
44	NON-COMPETING IMPORTS	--	--	126.0	--	--	--	--	--
45	UNALLOCATED IMPORTS & EXPORTS	--	--	--	1014.5	--	--	--	--
46	NET INDIRECT TAXES	1433.2	928.7	3981.0	393.3	8.7	--	836.0	40.5
47	LABOUR INCOME	--	--	--	2355.6	--	--	--	--
48	NET INCOME UNINC. BUSINESS	--	--	--	--	--	--	--	--
49	OTHER OPERATING SURPLUS	--	--	--	181.5	--	--	--	--
	TOTAL	12939.3	9535.8	21591.7	31928.4	14180.7	3313.3	9734.9	632.1

NOTE: DETAIL MAY NOT ADD DUE TO ROUNDING.

TABLE 39. FINAL DEMAND MATRIX (AGGREGATION - S), 1977 (MILLIONS OF 1971 DOLLARS) - CONCLUDED

NO	COMMODITY AGGREGATION - S	INVEN-TORIES	DOMESTIC EXPORTS	RE-EXPORTS	IMPORTS	GOVT GROSS CURRENT EXPEND.	GOVT. SALE OF GOOD & SERVICES	FINAL EXPEND ON GDP
1	GRAINS	37.4	912.2	0.2	-47.5	--	--	902.2
2	OTHER AGRICULTURAL PRODUCTS	-107.1	344.2	1.4	-431.5	21.0	-8.3	628.0
3	FORESTRY PRODUCTS	-45.9	38.0	0.1	-37.2	--	-0.9	-12.5
4	FISHING & TRAPPING PRODUCTS	--	44.2	0.6	-45.2	--	-0.4	8.9
5	METALLIC ORES & CONCENTRATES	36.8	1097.3	0.3	-266.6	--	--	866.8
6	MINERALS FUELS	8.9	645.5	--	-902.6	15.3	-25.4	-194.7
7	NON-METALLIC MINERALS	10.8	276.7	3.7	-97.5	33.5	-0.6	238.9
8	SERVICES INCIDENTAL TO MINING	--	--	--	--	--	-0.3	-0.3
9	MEAT,FISH & DAIRY PRODUCTS	-14.9	599.1	4.5	-389.1	0.1	-0.8	3527.6
10	FRUIT,VEG.FEED,MISC.FOOD PROD.	-10.7	288.7	11.3	-613.9	--	-0.6	2203.6
11	BEVERAGES	-37.3	268.0	0.2	-248.5	--	--	1236.9
12	TOBACCO & TOBACCO PRODUCTS	12.3	40.7	0.3	-19.0	--	--	509.7
13	RUBBER,LEATHER,PLASTIC FAB.PRO.	39.4	182.5	8.2	-806.8	0.4	--	271.1
14	TEXTILE PRODUCTS	1.7	121.3	9.2	-923.2	23.3	--	-39.8
15	KNITTED PRODUCTS & CLOTHING	-143.2	72.7	4.4	-543.3	19.0	-2.3	1973.5
16	LUMBER,SAWMILL,OTHER WOOD PROD.	-63.5	1439.8	2.1	-222.2	--	-15.6	1245.6
17	FURNITURE & FIXTURES	-40.9	53.6	1.4	-164.0	4.4	-1.1	883.4
18	PAPER & PAPER PRODUCTS	-46.3	2246.7	2.7	-391.0	--	--	2132.8
19	PRINTING & PUBLISHING	23.0	63.5	8.3	-377.8	103.3	-18.7	495.7
20	PRIMARY METAL PRODUCTS	56.8	2069.7	25.2	-744.8	--	-1.2	1329.3
21	METAL FABRICATED PRODUCTS	-98.7	393.3	20.2	-954.7	39.7	--	-90.5
22	MACHINERY & EQUIPMENT	-225.0	1202.6	151.3	-3636.3	26.2	-1.2	846.4
23	AUTOS,TRUCKS,OTHER TRANSP. EQP.	231.8	7141.7	143.6	-8007.6	251.3	-25.7	5707.6
24	ELEC. & COMMUNICATIONS PROD.	-43.0	528.6	46.4	-2187.6	56.0	--	1656.4
25	NON-METALLIC MINERAL PRODUCTS	--	137.1	1.9	-596.0	--	--	-139.7
26	PETROLEUM & COAL PRODUCTS	185.4	223.4	2.4	-125.0	134.6	-1.1	3417.9
27	CHEMICALS,CHEMICAL PROD.	23.0	743.4	24.1	-1381.3	200.9	-27.1	708.6
28	MISC. MANUFACTURED PRODUCTS	-12.5	221.8	44.7	-1569.8	111.7	-21.0	376.6
29	RESIDENTIAL CONSTRUCTION	--	--	--	--	--	--	5311.6
30	NON-RESIDENTIAL CONSTRUCTION	--	--	--	--	53.5	--	11173.1
31	REPAIR CONSTRUCTION	--	--	--	--	614.0	--	651.3
32	TRANSPORTATION & STORAGE	--	753.6	--	-234.3	423.3	-64.6	2492.3
33	COMMUNICATION SERVICES	--	58.8	--	-66.7	319.0	-12.3	1925.2
34	OTHER UTILITIES	--	139.4	--	-11.2	360.1	-331.6	2033.0
35	WHOLESALE MARGINS	--	806.1	--	-119.6	105.4	-5.6	4644.5
36	RETAIL MARGINS	--	--	--	--	62.1	--	8617.7
37	IMPUTED RENT OWNER OCPD DWEL.	--	--	--	--	--	--	7164.4
38	OTHER FINANCE,INS.,REAL ESTATE	--	116.8	--	-580.8	533.2	-318.0	8486.7
39	BUSINESS SERVICES	--	329.5	--	-898.4	1153.5	-100.3	874.4
40	PERSONAL & OTHER MISC. SERVICE	--	55.7	--	-85.5	2514.8	-1316.7	10588.8
41	TRANSPORTATION MARGINS	--	1136.7	2.2	--	36.8	--	2005.1
42	OPERATING,OFFICE,LAB & FOOD	--	--	--	--	1335.1	--	1544.2
43	TRAVEL, ADVERTISING, PROMOTION	--	--	--	--	532.4	--	662.8
44	NON-COMPETING IMPORTS	9.9	--	--	-412.8	--	--	-276.9
45	UNALLOCATED IMPORTS & EXPORTS	--	1704.4	4.8	-3018.7	--	--	-294.9
46	NET INDIRECT TAXES	--	14.9	--	1523.8	133.0	--	9293.0
47	LABOUR INCOME	--	--	--	--	13976.6	--	16332.2
48	NET INCOME UNINC. BUSINESS	--	--	--	--	--	--	2001.9
49	OTHER OPERATING SURPLUS	--	--	--	--	--	--	2001.9
	TOTAL	-251.4	26512.3	525.8	-29433.9	25012.9	-2301.4	123920.6

NOTE: DETAIL MAY NOT ADD DUE TO ROUNDING.

TABLE 40. MAKE (OUTPUT) MATRIX (AGGREGATION - M), 1977 (MILLIONS OF 1971 DOLLARS)

NO.	COMMODITY AGGREGATION - M	AGRICUL- TURE	FORES- TRY	FISHING, HUNTING & TRAPPING	METAL MINES	MINERAL FUELS	NON-METAL MINES & QUARRIES	SERVICES INCIDENTAL TO MINING	FOOD & BEVERAGE INDUSTRIES
1	GRAINS.....	1314.2	..	..	..	..	..	..	..
2	LIVE ANIMALS.....	2096.3	..	..	..	..	..	..	..
3	OTHER AGRICULTURAL PRODUCTS.....	1982.8	16.4	..	..	..	..	..	..
4	FORESTRY PRODUCTS.....	39.8	1535.7	..	..	..	..	..	7.8
5	FISH LANDINGS.....	..	..	223.8	..	..	..	..	..
6	HUNTING & TRAPPING PRODUCTS.....	..	..	16.2	..	..	..	..	..
7	IRON ORES & CONCENTRATES.....	..	..	..	607.3	..	..	..	..
8	OTHER METAL ORES & CONCENTRATES.....	..	..	..	1511.0	..	..	..	..
9	COAL.....	..	..	..	..	172.6	..	..	..
10	CRUDE MINERAL OILS.....	..	..	..	..	1467.1	..	..	..
11	NATURAL GAS.....	..	..	..	..	407.3	..	..	..
12	NON-METALLIC MINERALS.....	..	..	..	1.3	48.6	484.5	..	..
13	SERVICES INCIDENTAL TO MINING.....	..	..	..	235.7	..	9.2	635.4	..
14	MEAT PRODUCTS.....	72.3	..	..	..	..	..	..	3223.2
15	DAIRY PRODUCTS.....	..	..	..	..	..	..	..	1557.5
16	FISH PRODUCTS.....	..	..	1.4	..	..	..	..	395.3
17	FRUITS & VEGETABLES PREPARATIONS.....	..	..	..	..	..	..	..	716.8
18	FEEDS.....	..	..	..	..	..	..	..	921.2
19	FLOUR,WHEAT,MEAL & OTHER CEREALS.....	..	..	..	..	..	..	..	202.5
20	BREAKFAST CEREAL & BAKERY PROD.....	..	..	..	..	..	..	..	771.7
21	SUGAR.....	..	..	..	..	..	..	..	247.8
22	MISC. FOOD PRODUCTS.....	13.1	..	..	..	..	..	..	1144.9
23	SOFT DRINKS.....	..	..	..	..	..	..	..	397.1
24	ALCOHOLIC BEVERAGES.....	..	..	..	..	..	..	..	992.5
25	TOBACCO PROCESSED UNMANUFACTURED.....	..	..	..	..	..	..	..	..
26	CIGARETTES & TOBACCO MFG.....	..	..	..	..	..	..	..	..
27	TIRES & TUBES.....	..	..	..	..	..	..	..	..
28	OTHER RUBBER PRODUCTS.....	..	..	..	..	..	..	..	..
29	PLASTIC FABRICATED PRODUCTS.....	..	..	..	..	..	..	..	..
30	LEATHER & LEATHER PRODUCTS.....	..	..	..	..	..	..	..	..
31	YARNS & MAN MADE FIBRES.....	..	..	..	..	..	..	..	..
32	FABRICS.....	..	..	..	..	..	..	..	..
33	OTHER TEXTILE PRODUCTS.....	..	..	..	..	..	..	..	..
34	HOSIERY & KNITTED WEAR.....	..	..	..	..	..	..	..	..
35	CLOTHING & ACCESSORIES.....	..	..	..	..	..	..	..	..
36	LUMBER & TIMBER.....	..	10.6	..	..	..	..	..	..
37	VENEER & PLYWOOD.....	..	..	..	..	..	..	..	..
38	OTHER WOOD FABRICATED MATERIALS.....	..	9.9	..	..	..	..	..	..
39	FURNITURE & FIXTURES.....	..	..	..	..	..	..	..	..
40	PULP.....	..	..	..	..	..	..	..	..
41	NEWSPRINT & OTHER PAPER STOCK.....	..	..	..	..	..	..	..	..
42	PAPER PRODUCTS.....	..	..	..	..	..	..	..	..
43	PRINTING & PUBLISHING.....	..	..	..	..	..	..	..	..
44	ADVERTISING,PRINT MEDIA.....	..	..	..	..	..	..	..	..
45	IRON & STEEL PRODUCTS.....	..	..	..	..	..	..	..	..
46	ALUMINUM PRODUCTS.....	..	..	..	..	..	..	..	..
47	COPPER & COPPER ALLOY PRODUCTS.....	..	..	..	..	..	..	..	..
48	NICKEL PRODUCTS.....	..	..	..	..	..	..	..	..
49	OTHER NON FERROUS METAL PRODUCTS.....	..	..	..	0.8	..	..	..	..
50	BOILERS, TANKS & PLATES.....	..	..	..	..	..	..	..	..
51	FABRICATED STRUCTURAL METAL PROD.....	..	..	..	..	..	..	..	..
52	OTHER METAL FABRICATED PRODUCTS.....	..	..	..	..	..	..	..	..
53	AGRICULTURAL MACHINERY.....	..	..	..	..	..	..	..	..
54	OTHER INDUSTRIAL MACHINERY.....	..	0.1	..	3.1	9.1	9.1	5.2	3.8
55	MOTOR VEHICLES.....	..	..	..	..	..	..	..	..
56	MOTOR VEHICLE PARTS.....	..	..	..	..	..	..	..	..
57	OTHER TRANSPORT EQUIPMENT.....	..	..	..	..	..	..	..	..
58	APPLIANCES & RECEIVERS,HOUSEHOLD.....	..	..	..	..	..	..	..	..
59	OTHER ELECTRICAL PRODUCTS.....	..	..	..	..	..	..	..	..
60	CEMENT & CONCRETE PRODUCTS.....	..	..	..	..	..	3.7	..	..
61	OTHER NON-METALLIC MINERAL PROD.....	..	..	..	..	..	2.6	..	..
62	GASOLINE & FUEL OIL.....	..	..	..	..	..	..	..	..
63	OTHER PETROLEUM & COAL PROD.....	..	..	..	..	103.8	..	..	..
64	INDUSTRIAL CHEMICALS.....	..	..	..	..	..	..	..	..
65	FERTILIZERS.....	..	..	..	..	..	8.9	..	16.5
66	PHARMACEUTICALS.....	..	..	..	..	..	195.3	..	..
67	OTHER CHEMICAL PRODUCTS.....	..	..	..	..	..	..	..	18.9
68	SCIENTIFIC EQUIPMENT.....	..	..	..	..	..	..	..	118.1
69	OTHER MANUFACTURED PRODUCTS.....	..	..	..	..	..	..	..	..
70	RESIDENTIAL CONSTRUCTION.....	..	..	..	..	..	..	..	0.6
71	NON-RESIDENTIAL CONSTRUCTION.....	..	..	..	..	..	..	..	..
72	REPAIR CONSTRUCTION.....	..	..	..	..	..	..	..	..
73	PIPELINE TRANSPORTATION.....	..	..	..	..	..	..	..	..
74	TRANSPORTATION & STORAGE.....	..	2.1	..	..	..	..	..	0.3
75	RADIO & TELEVISION BROADCASTING.....	..	..	..	..	..	..	..	..
76	TELEPHONE & TELEGRAPH.....	..	..	..	..	..	..	..	..
77	POSTAL SERVICES.....	..	..	..	..	..	..	..	..
78	ELECTRIC POWER.....	..	..	..	1.3	..	..	..	0.1
79	OTHER UTILITIES.....	..	..	..	..	..	..	..	..
80	WHOLESALE MARGINS.....	..	3.4	..	-0.4	..	1.4	..	285.8
81	RETAIL MARGINS.....	..	..	..	..	..	..	..	..
82	IMPUTED RENT OWNER OCPD, DWEL.....	..	..	..	..	..	..	..	..
83	OTHER FINANCE,INS,REAL ESTATE.....	5.3	0.8	..	11.0	85.9	1.3	2.0	5.1
84	BUSINESS SERVICES.....	..	..	..	..	0.9	..	..	..
85	EDUCATION SERVICES.....	..	..	..	..	..	..	..	..
86	HEALTH SERVICES.....	..	..	..	..	..	..	..	..
87	AMUSEMENT & RECREATION SERVICES.....	..	..	..	..	..	..	..	..
88	ACCOMMODATION & FOOD SERVICES.....	..	25.5	..	6.4	0.8	0.5	..	3.9
89	OTHER PERSONAL & MISC SERVICES.....	..	7.5	3.1	10.9	0.3	1.8	4.3	1.3
90	TRANSPORTATION MARGINS.....	..	..	..	..	..	..	..	..
91	OPERATING, OFFICE, LAB & FOOD.....	..	..	..	..	..	..	..	..
92	TRAVEL, ADVERTISING & PROMOTION.....	..	..	..	..	..	..	..	..
	TOTAL.....	5523.9	1612.1	244.5	2388.4	2296.3	718.3	646.9	11039.9

NOTE: DETAIL MAY NOT ADD DUE TO ROUNDING AND SUPPRESSION OF CONFIDENTIAL COMMODITIES.



TABLE 40. MAKE (OUTPUT) MATRIX (AGGREGATION - M), 1977 (MILLIONS OF 1971 DOLLARS) - CONTINUED

NO	COMMODITY AGGREGATION - M	TOBACCO PRODUCTS INDUSTRIES	RUBBER & PLASTIC PROD. IND.	LEATHER INDUSTRIES	TEXTILE INDUSTRIES	KNITTING MILLS	CLOTHING INDUSTRIES	WOOD	FURNITURE, FIXTURE INDUSTRIES
1	GRAINS	..	..	..	..	..	..	..	..
2	LIVE ANIMALS	..	..	..	..	..	..	..	..
3	OTHER AGRICULTURAL PRODUCTS	..	..	..	..	..	..	..	..
4	FORESTRY PRODUCTS	..	..	..	..	..	..	37.8	..
5	FISH LANDINGS	..	..	..	..	..	..	..	..
6	HUNTING & TRAPPING PRODUCTS	..	..	..	..	..	..	..	..
7	IRON ORES & CONCENTRATES	..	..	..	..	..	..	..	..
8	OTHER METAL ORES & CONCENTRATES	..	..	..	..	..	..	..	..
9	COAL	..	..	..	..	..	..	..	..
10	CRUDE MINERAL OILS	..	..	..	..	..	..	..	..
11	NATURAL GAS	..	..	..	..	..	..	..	..
12	NON-METALLIC MINERALS	..	..	..	..	..	..	..	..
13	SERVICES INCIDENTAL TO MINING	..	..	..	..	..	..	..	..
14	MEAT PRODUCTS	2.3	..	..	..	..	..	..	..
15	DAIRY PRODUCTS	..	..	..	..	..	..	..	..
16	FISH PRODUCTS	..	..	..	..	..	..	..	..
17	FRUITS & VEGETABLES PREPARATIONS	..	..	..	..	..	..	..	..
18	FEEDS	..	..	..	..	..	..	..	..
19	FLOUR,WHEAT,MEAL & OTHER CEREALS	..	..	..	..	..	..	..	..
20	BREAKFAST CEREAL & BAKERY PROD.	..	..	..	..	..	..	..	..
21	SUGAR	..	..	..	..	..	..	..	..
22	MISC. FOOD PRODUCTS	..	..	..	..	..	..	..	..
23	SOFT DRINKS	..	..	..	..	..	..	..	..
24	ALCOHOLIC BEVERAGES	..	..	..	..	..	..	..	..
25	TOBACCO PROCESSED UNMANUFACTURED	153.9	..	..	..	..	..	..	..
26	CIGARETTES & TOBACCO MFG.	479.0	..	..	..	..	..	..	..
27	TIRES & TUBES	..	..	..	..	..	..	..	..
28	OTHER RUBBER PRODUCTS	..	767.2	26.1	13.5	..	..	..	..
29	PLASTIC FABRICATED PRODUCTS	..	483.2	1.5	8.3	..	..	..	..
30	LEATHER & LEATHER PRODUCTS	..	..	368.5	..	..	1.5	..	..
31	YARNS & MAN MADE FIBRES	..	..	..	414.2	..	..	..	..
32	FABRICS	..	..	..	485.3	206.5	..	..	..
33	OTHER TEXTILE PRODUCTS	..	3.0	0.3	765.9	..	6.8	..	0.8
34	HOSIERY & KNITTED WEAR	..	..	..	..	290.6	225.6	..	..
35	CLOTHING & ACCESSORIES	..	20.7	8.0	46.3	17.6	1548.5	..	..
36	LUMBER & TIMBER	..	..	..	..	..	..	1593.3	..
37	VENEER & PLYWOOD	..	..	..	..	..	..	355.8	..
38	OTHER WOOD FABRICATED MATERIALS	..	..	..	..	..	..	1135.5	34.9
39	FURNITURE & FIXTURES	..	12.6	..	1.9	..	..	26.0	890.2
40	PULP	..	..	..	..	..	..	..	..
41	NEWSPRINT & OTHER PAPER STOCK	..	..	..	..	..	..	..	..
42	PAPER PRODUCTS	..	23.9	..	24.9	..	..	2.3	..
43	PRINTING & PUBLISHING	..	..	..	..	..	..	..	..
44	ADVERTISING,PRINT MEDIA	..	..	..	..	..	..	..	..
45	IRON & STEEL PRODUCTS	..	..	..	..	..	..	..	..
46	ALUMINUM PRODUCTS	..	..	..	..	..	..	..	..
47	COPPER & COPPER ALLOY PRODUCTS	..	..	..	..	..	..	..	..
48	NICKEL PRODUCTS	..	..	..	..	..	..	..	..
49	OTHER NON FERROUS METAL PRODUCTS	..	..	..	..	..	..	..	..
50	BOILERS, TANKS & PLATES	..	1.7	..	..	..	..	..	..
51	FABRICATED STRUCTURAL METAL PROD.	..	..	..	..	..	..	..	2.3
52	OTHER METAL FABRICATED PRODUCTS	..	48.1	..	4.3	..	..	..	3.5
53	AGRICULTURAL MACHINERY	..	..	..	..	..	..	..	..
54	OTHER INDUSTRIAL MACHINERY	0.5	29.4	..	2.2	0.2	..	8.2	..
55	MOTOR VEHICLES	..	..	..	..	..	..	..	..
56	MOTOR VEHICLE PARTS	..	133.6	..	206.8	..	..	..	..
57	OTHER TRANSPORT EQUIPMENT	..	7.0	..	..	..	..	..	..
58	APPLIANCES & RECEIVERS,HOUSEHOLD	..	6.7	..	..	..	..	..	..
59	OTHER ELECTRICAL PRODUCTS	..	17.6	..	..	..	..	..	23.4
60	CEMENT & CONCRETE PRODUCTS	..	..	..	..	..	..	..	..
61	OTHER NON-METALLIC MINERAL PROD.	..	..	..	..	..	..	..	..
62	GASOLINE & FUEL OIL	..	..	..	..	..	..	..	..
63	OTHER PETROLEUM & COAL PROD.	..	..	..	..	..	..	..	..
64	INDUSTRIAL CHEMICALS	..	45.6	..	..	..	..	..	..
65	FERTILIZERS	..	..	..	..	..	..	..	..
66	PHARMACEUTICALS	..	..	..	..	..	..	..	..
67	OTHER CHEMICAL PRODUCTS	..	5.5	..	..	..	..	..	..
68	SCIENTIFIC EQUIPMENT	..	4.0	..	7.8	..	..	..	..
69	OTHER MANUFACTURED PRODUCTS	..	35.7	..	13.8	..	0.3	..	4.4
70	RESIDENTIAL CONSTRUCTION	..	..	..	..	..	..	..	..
71	NON-RESIDENTIAL CONSTRUCTION	..	..	..	..	..	..	..	..
72	REPAIR CONSTRUCTION	..	..	..	..	..	..	..	..
73	PIPELINE TRANSPORTATION	..	..	..	..	..	..	..	..
74	TRANSPORTATION & STORAGE	..	..	..	..	..	..	..	..
75	RADIO & TELEVISION BROADCASTING	..	..	..	..	..	..	..	..
76	TELEPHONE & TELEGRAPH	..	..	..	..	..	..	..	..
77	POSTAL SERVICES	..	..	..	..	..	..	..	..
78	ELECTRIC POWER	..	..	..	0.1	..	..	0.3	..
79	OTHER UTILITIES	..	..	..	..	..	..	..	..
80	WHOLESALE MARGINS	2.6	53.8	9.1	23.5	1.7	33.5	21.3	6.7
81	RETAIL MARGINS	..	..	..	..	..	..	..	..
82	IMPUTED RENT OWNER OCPD. DWEL.	..	..	..	..	..	..	..	..
83	OTHER FINANCE,INS.,REAL ESTATE	..	1.6	0.1	0.4	0.6	2.7	3.9	1.3
84	BUSINESS SERVICES	..	..	..	..	..	..	..	..
85	EDUCATION SERVICES	..	..	..	..	..	..	..	..
86	HEALTH SERVICES	..	..	..	..	..	..	..	..
87	AMUSEMENT & RECREATION SERVICES	..	..	..	..	..	..	..	..
88	ACCOMMODATION & FOOD SERVICES	0.1	0.8	0.1	0.4	..	0.2	1.0	0.4
89	OTHER PERSONAL & MISC. SERVICES	..	2.6	..	0.2	..	0.6	1.5	0.6
90	TRANSPORTATION MARGINS	..	..	..	..	..	..	..	..
91	OPERATING, OFFICE, LAB & FOOD	..	..	..	..	..	..	..	..
92	TRAVEL, ADVERTISING & PROMOTION	..	..	..	..	..	..	..	..
	TOTAL	641.4	1747.3	421.9	2047.4	523.2	1822.4	3203.6	913.6

NOTE: DETAIL MAY NOT ADD DUE TO ROUNDING AND SUPPRESSION OF CONFIDENTIAL COMMODITIES.

TABLE 40. MAKE (OUTPUT) MATRIX (AGGREGATION - M), 1977 (MILLIONS OF 1971 DOLLARS) - CONTINUED

NO.	COMMODITY AGGREGATION - M	PAPER & ALLIED INDUSTRIES	PRINTING & PUBLISHING	PRIMARY METAL INDUSTRIES	METAL FABRICATING INDUSTRIES	MACHINERY INDUSTRIES	TRANS. EQUIPMENT INDUSTRIES	ELECTRICAL PRODUCTS INDUSTRIES	NON-METAL MINERAL PROD. IND.
1	GRAINS	..	..	..	..	..	..	..	..
2	LIVE ANIMALS	..	..	..	..	..	..	..	..
3	OTHER AGRICULTURAL PRODUCTS	..	..	..	..	..	..	..	..
4	FORESTRY PRODUCTS	..	..	..	..	..	..	..	..
5	FISH LANDINGS	..	..	..	..	..	..	..	..
6	HUNTING & TRAPPING PRODUCTS	..	..	..	..	..	..	..	..
7	IRON ORES & CONCENTRATES	..	..	..	..	..	..	..	..
8	OTHER METAL ORES & CONCENTRATES	..	..	70.6	..	..	..	..	..
9	COAL	..	..	..	..	..	..	..	..
10	CRUDE MINERAL OILS	..	..	..	..	..	..	..	..
11	NATURAL GAS	..	..	..	..	..	..	..	..
12	NON-METALLIC MINERALS	..	..	..	..	..	..	..	20.5
13	SERVICES INCIDENTAL TO MINING	..	..	..	..	..	..	..	..
14	MEAT PRODUCTS	..	..	..	..	..	..	..	..
15	DAIRY PRODUCTS	..	..	..	..	..	..	..	..
16	FISH PRODUCTS	..	..	..	..	..	..	..	..
17	FRUITS & VEGETABLES PREPARATIONS	..	..	..	..	..	..	..	..
18	FEEDS	..	..	..	..	..	..	..	..
19	FLOUR,WHEAT,MEAL & OTHER CEREALS	..	..	..	..	..	..	..	..
20	BREAKFAST CEREAL & BAKERY PROD.	..	..	..	..	..	..	..	..
21	SUGAR	..	..	..	..	..	..	..	..
22	MISC. FOOD PRODUCTS	..	..	..	..	..	..	..	..
23	SOFT DRINKS	..	..	..	..	..	..	..	..
24	ALCOHOLIC BEVERAGES	..	..	..	..	..	..	..	..
25	TOBACCO PROCESSED UNMANUFACTURED	..	..	..	..	..	..	..	..
26	CIGARETTES & TOBACCO MFG.	..	..	..	..	..	..	..	..
27	TIRES & TUBES	..	..	..	..	..	..	..	..
28	OTHER RUBBER PRODUCTS	..	..	..	..	..	..	..	..
29	PLASTIC FABRICATED PRODUCTS	47.1	..	..	22.9	..	..	..	..
30	LEATHER & LEATHER PRODUCTS	..	..	..	..	0.7	..	..	..
31	YARNS & MAN MADE FIBRES	..	..	..	..	..	..	..	..
32	FABRICS	..	..	..	..	..	..	..	..
33	OTHER TEXTILE PRODUCTS	4.5	..	..	..	..	..	..	..
34	HOSIERY & KNITTED WEAR	..	..	..	..	..	..	..	..
35	CLOTHING & ACCESSORIES	..	..	..	1.3	..	..	..	..
36	LUMBER & TIMBER	..	..	..	..	..	..	..	..
37	VENEER & PLYWOOD	..	..	..	..	..	..	..	..
38	OTHER WOOD FABRICATED MATERIALS	3.9	..	..	7.9	..	10.0	..	0.6
39	FURNITURE & FIXTURES	..	..	..	49.5	7.0	..	..	..
40	PULP	1009.0	..	..	..	..	..	..	..
41	NEWSPRINT & OTHER PAPER STOCK	2186.2	..	..	..	..	..	..	..
42	PAPER PRODUCTS	1280.2	60.4	..	16.0	..	..	..	..
43	PRINTING & PUBLISHING	29.1	1580.6	..	..	0.3	..	..	..
44	ADVERTISING,PRINT MEDIA	..	639.8	..	..	..	..	..	..
45	IRON & STEEL PRODUCTS	..	..	2238.8	124.4	8.5	..	..	3.8
46	ALUMINUM PRODUCTS	10.5	..	881.6	14.3	..	..	..	..
47	COPPER & COPPER ALLOY PRODUCTS	..	..	821.2	17.0	..	..	..	..
48	NICKEL PRODUCTS	..	..	545.9	5.5	..	..	..	..
49	OTHER NON FERROUS METAL PRODUCTS	..	..	477.7	25.6	..	..	10.2	..
50	BOILERS, TANKS & PLATES	..	..	..	321.0	5.0	..	..	..
51	FABRICATED STRUCTURAL METAL PROD.	..	..	130.9	851.3	7.3	..	..	..
52	OTHER METAL FABRICATED PRODUCTS	..	..	172.9	2290.6	91.4	36.2	48.7	..
53	AGRICULTURAL MACHINERY	..	..	3.8	5.3	527.6	3.3	..	..
54	OTHER INDUSTRIAL MACHINERY	27.3	1.4	66.2	259.8	1685.8	55.6	48.4	2.5
55	MOTOR VEHICLES	..	..	..	6.0	65.4	6076.8	..	..
56	MOTOR VEHICLE PARTS	..	..	..	95.0	12.0	2739.0	5.8	9.9
57	OTHER TRANSPORT EQUIPMENT	..	..	..	23.3	14.0	1048.6	..	..
58	APPLIANCES & RECEIVERS,HOUSEHOLD	..	..	..	57.3	53.4	..	652.2	..
59	OTHER ELECTRICAL PRODUCTS	..	..	..	38.5	138.6	70.7	2486.6	..
60	CEMENT & CONCRETE PRODUCTS	..	..	..	..	..	..	..	882.3
61	OTHER NON-METALLIC MINERAL PROD.	..	..	..	19.4	..	..	..	844.9
62	GASOLINE & FUEL OIL	..	..	..	..	..	..	..	..
63	OTHER PETROLEUM & COAL PROD.	2.2	..	15.0	..	..	..	..	..
64	INDUSTRIAL CHEMICALS	10.6	..	37.2	..	..	..	..	..
65	FERTILIZERS	..	..	..	..	..	..	..	..
66	PHARMACEUTICALS	..	..	..	..	..	..	..	..
67	OTHER CHEMICAL PRODUCTS	..	..	..	5.6	..	..	..	12.6
68	SCIENTIFIC EQUIPMENT	..	..	..	3.0	9.8	..	19.9	..
69	OTHER MANUFACTURED PRODUCTS	14.1	4.2	..	58.7	..	..	..	..
70	RESIDENTIAL CONSTRUCTION	..	..	..	..	..	..	..	..
71	NON-RESIDENTIAL CONSTRUCTION	..	..	..	..	..	..	..	..
72	REPAIR CONSTRUCTION	..	..	..	..	..	..	..	..
73	PIPELINE TRANSPORTATION	..	..	..	..	..	..	..	..
74	TRANSPORTATION & STORAGE	..	..	..	..	..	..	..	..
75	RADIO & TELEVISION BROADCASTING	..	..	..	..	..	..	..	..
76	TELEPHONE & TELEGRAPH	..	..	..	..	..	..	..	..
77	POSTAL SERVICES	..	..	..	..	..	..	..	..
78	ELECTRIC POWER	8.5	..	13.9	..	..	..	0.2	..
79	OTHER UTILITIES	3.6	..	..	..	..	..	..	..
80	WHOLESALE MARGINS	23.1	26.7	11.6	85.9	130.8	447.0	118.0	34.7
81	RETAIL MARGINS	..	..	..	..	..	..	..	..
82	IMPUTED RENT OWNER OCPD. DWEL.	..	..	..	..	..	..	..	..
83	OTHER FINANCE,INS.,REAL ESTATE	3.7	3.3	2.1	5.6	2.8	0.7	1.9	2.4
84	BUSINESS SERVICES	0.6	..	..	..	49.1	5.0	12.5	..
85	EDUCATION SERVICES	..	..	..	..	..	..	..	..
86	HEALTH SERVICES	..	..	..	..	..	..	..	..
87	AMUSEMENT & RECREATION SERVICES	..	..	..	..	..	..	..	..
88	ACCOMMODATION & FOOD SERVICES	1.1	2.0	0.6	2.3	1.6	2.3	2.3	0.9
89	OTHER PERSONAL & MISC. SERVICES	1.1	4.9	0.5	35.1	61.9	51.1	23.8	5.6
90	TRANSPORTATION MARGINS	..	..	..	..	..	..	..	..
91	OPERATING, OFFICE, LAB. & FOOD	..	..	..	..	..	..	..	..
92	TRAVEL, ADVERTISING & PROMOTION	..	..	..	..	..	..	..	..
	<b>TOTAL</b>	<b>4696.1</b>	<b>2326.7</b>	<b>5536.5</b>	<b>4454.8</b>	<b>2890.0</b>	<b>10589.4</b>	<b>3464.8</b>	<b>1842.0</b>

NOTE: DETAIL MAY NOT ADD DUE TO ROUNDING AND SUPPRESSION OF CONFIDENTIAL COMMODITIES.

TABLE 40. MAKE (OUTPUT) MATRIX (AGGREGATION - M), 1977 (MILLIONS OF 1971 DOLLARS) - CONTINUED

NO.	COMMODITY AGGREGATION - M	PETROLEUM & COAL PROD.IND.	CHEMICAL & CHEMICAL PROD. IND.	MISC. MANUFACTURING	CONSTR. INDUSTRY	TRANS. & STORAGE	COMMUNICATION	ELEC POWER GAS.OTHER UTILITIES	WHOLESALE TRADE
1	GRAINS	..	..	..	..	..	..	..	..
2	LIVE ANIMALS	..	..	..	..	..	..	..	..
3	OTHER AGRICULTURAL PRODUCTS	..	..	..	..	..	..	..	..
4	FORESTRY PRODUCTS	..	..	..	..	..	..	2.5	1.0
5	FISH LANDINGS	..	..	..	..	..	..	..	..
6	HUNTING & TRAPPING PRODUCTS	..	..	..	..	..	..	..	..
7	IRON ORES & CONCENTRATES	..	..	..	..	..	..	..	..
8	OTHER METAL ORES & CONCENTRATES	..	..	13.9	..	..	..	..	..
9	COAL	..	..	..	..	..	..	..	..
10	CRUDE MINERAL OILS	17.2	..	..	..	..	..	..	..
11	NATURAL GAS	..	..	..	..	..	..	..	0.1
12	NON-METALLIC MINERALS	..	4.6	..	..	..	..	..	3.2
13	SERVICES INCIDENTAL TO MINING	..	..	..	..	..	..	..	..
14	MEAT PRODUCTS	..	..	..	..	..	..	..	0.6
15	DAIRY PRODUCTS	..	..	..	..	..	..	..	0.5
16	FISH PRODUCTS	..	..	..	..	..	..	..	..
17	FRUITS & VEGETABLES PREPARATIONS	..	..	..	..	..	..	..	4.0
18	FEEDS	..	10.9	..	..	..	..	..	13.1
19	FLOUR,WHEAT,MEAL & OTHER CEREALS	..	..	..	..	..	..	..	..
20	BREAKFAST CEREAL & BAKERY PROD.	..	..	..	..	..	..	..	..
21	SUGAR	..	..	..	..	..	..	..	..
22	MISC. FOOD PRODUCTS	..	7.1	..	..	..	..	..	10.7
23	SOFT DRINKS	..	..	..	..	..	..	..	0.6
24	ALCOHOLIC BEVERAGES	..	..	..	..	..	..	..	..
25	TOBACCO PROCESSED UNMANUFACTURED	..	..	..	..	..	..	..	..
26	CIGARETTES & TOBACCO MFG.	..	..	..	..	..	..	..	..
27	TIRES & TUBES	..	..	..	..	..	..	..	..
28	OTHER RUBBER PRODUCTS	..	..	8.7	..	..	..	..	1.4
29	PLASTIC FABRICATED PRODUCTS	..	..	17.6	..	..	..	..	1.9
30	LEATHER & LEATHER PRODUCTS	..	..	7.5	..	..	..	..	..
31	YARNS & MAN MADE FIBRES	..	..	..	..	..	..	..	..
32	FABRICS	..	..	..	..	..	..	..	..
33	OTHER TEXTILE PRODUCTS	..	..	10.3	..	..	..	..	2.4
34	HOSIERY & KNITTED WEAR	..	..	..	..	..	..	..	..
35	CLOTHING & ACCESSORIES	..	..	8.4	..	..	..	..	4.9
36	LUMBER & TIMBER	..	..	..	..	..	..	..	11.7
37	VENEER & PLYWOOD	..	..	..	..	..	..	..	..
38	OTHER WOOD FABRICATED MATERIALS	..	2.0	1.7	..	..	..	..	11.4
39	FURNITURE & FIXTURES	..	..	6.1	..	..	..	..	0.8
40	PULP	..	..	..	..	..	..	..	..
41	NEWSPRINT & OTHER PAPER STOCK	..	..	..	..	..	..	..	5.5
42	PAPER PRODUCTS	..	5.5	66.1	..	..	..	..	8.0
43	PRINTING & PUBLISHING	..	..	1.1	..	..	..	..	2.5
44	ADVERTISING,PRINT MEDIA	..	..	..	..	..	..	..	..
45	IRON & STEEL PRODUCTS	..	..	..	..	..	..	..	3.9
46	ALUMINUM PRODUCTS	..	..	..	..	..	..	..	..
47	COPPER & COPPER ALLOY PRODUCTS	..	..	..	..	..	..	..	..
48	NICKEL PRODUCTS	..	..	..	..	..	..	..	..
49	OTHER NON FERROUS METAL PRODUCTS	..	12.9	30.3	..	..	..	..	0.6
50	BOILERS, TANKS & PLATES	..	..	..	..	..	..	..	..
51	FABRICATED STRUCTURAL METAL PROD.	..	..	..	..	..	..	..	7.6
52	OTHER METAL FABRICATED PRODUCTS	..	..	9.5	..	..	..	..	5.8
53	AGRICULTURAL MACHINERY	..	..	..	..	..	..	..	5.0
54	OTHER INDUSTRIAL MACHINERY	0.3	1.3	8.6	..	..	..	..	18.9
55	MOTOR VEHICLES	..	..	..	..	..	..	..	1.2
56	MOTOR VEHICLE PARTS	..	..	6.0	..	..	..	..	7.3
57	OTHER TRANSPORT EQUIPMENT	..	..	3.1	..	116.5	..	..	0.9
58	APPLIANCES & RECEIVERS,HOUSEHOLD	..	..	35.9	..	..	..	..	15.7
59	OTHER ELECTRICAL PRODUCTS	..	..	20.3	..	..	198.1	..	12.2
60	CEMENT & CONCRETE PRODUCTS	..	..	..	..	..	..	..	..
61	OTHER NON-METALLIC MINERAL PROD.	..	..	0.7	..	..	..	..	3.4
62	GASOLINE & FUEL OIL	2524.5	..	..	..	..	..	..	..
63	OTHER PETROLEUM & COAL PROD.	450.9	32.4	..	..	2.3	..	0.1	0.2
64	INDUSTRIAL CHEMICALS	..	1451.7	3.2	..	..	..	..	1.6
65	FERTILIZERS	..	72.8	..	..	..	..	..	..
66	PHARMACEUTICALS	..	521.7	..	..	..	..	..	0.4
67	OTHER CHEMICAL PRODUCTS	8.5	1420.5	9.9	..	..	..	..	9.0
68	SCIENTIFIC EQUIPMENT	..	9.3	435.6	..	..	..	..	5.5
69	OTHER MANUFACTURED PRODUCTS	9.7	24.0	687.7	..	..	..	..	11.9
70	RESIDENTIAL CONSTRUCTION	..	..	..	5311.6	..	..	..	..
71	NON-RESIDENTIAL CONSTRUCTION	..	..	..	11173.1	..	..	..	..
72	REPAIR CONSTRUCTION	..	..	..	3425.7	..	..	..	..
73	PIPELINE TRANSPORTATION	..	..	..	..	745.6	..	18.2	..
74	TRANSPORTATION & STORAGE	..	..	..	..	8678.0	..	..	..
75	RADIO & TELEVISION BROADCASTING	..	..	..	..	..	609.4	..	..
76	TELEPHONE & TELEGRAPH	..	..	..	..	..	3338.8	..	..
77	POSTAL SERVICES	..	..	..	..	..	564.3	..	..
78	ELECTRIC POWER	..	0.1	..	..	..	..	3074.9	..
79	OTHER UTILITIES	..	..	..	..	..	..	596.2	..
80	WHOLESALE MARGINS	9.8	182.4	72.2	..	10.0	..	..	6723.1
81	RETAIL MARGINS	..	..	..	..	10.2	..	38.5	..
82	IMPUTED RENT OWNER OCPD DWEL.	..	..	..	..	..	..	..	..
83	OTHER FINANCE,INS.REAL ESTATE	37.2	2.8	1.4	103.1	31.3	3.1	7.6	33.0
84	BUSINESS SERVICES	1.3	1.9	..	0.1	20.5	37.8	3.3	47.3
85	EDUCATION SERVICES	..	..	..	..	..	..	..	..
86	HEALTH SERVICES	..	..	..	..	..	..	..	..
87	AMUSEMENT & RECREATION SERVICES	..	..	..	..	..	12.4	..	..
88	ACCOMMODATION & FOOD SERVICES	0.4	2.1	1.3	..	23.1	..	5.2	..
89	OTHER PERSONAL & MISC SERVICES	..	1.2	52.4	85.5	82.9	7.0	48.8	579.4
90	TRANSPORTATION MARGINS	..	..	..	..	..	..	..	..
91	OPERATING, OFFICE, LAB. & FOOD	..	..	..	..	..	..	..	..
92	TRAVEL, ADVERTISING & PROMOTION	..	..	..	..	..	..	..	..
	<b>TOTAL</b>	<b>3065.1</b>	<b>3854.9</b>	<b>1532.1</b>	<b>20099.2</b>	<b>9720.2</b>	<b>4771.0</b>	<b>3795.5</b>	<b>7578.3</b>

NOTE: DETAIL MAY NOT ADD DUE TO ROUNDING AND SUPPRESSION OF CONFIDENTIAL COMMODITIES.

TABLE 40. MAKE (OUTPUT) MATRIX (AGGREGATION - M), 1977 (MILLIONS OF 1971 DOLLARS) - CONTINUED

NO.	COMMODITY AGGREGATION - M	RETAIL TRADE	OWNER OCCUPIED DWELLINGS	FINANCE, INS. & REAL EST.	EDUCATION & HEALTH SERVICES	AMUSEMENT RECREATION SERVICES	SERVICE TO BUSINESS MANAGEMENT	ACCOMMODATION, FOOD SERVICES	PERSONAL & MISC. SERVICES
1	GRAINS	--	--	--	--	--	--	--	--
2	LIVE ANIMALS	--	--	--	--	--	--	--	--
3	OTHER AGRICULTURAL PRODUCTS	3.3	--	--	--	--	--	--	--
4	FORESTRY PRODUCTS	--	--	--	--	--	--	--	--
5	FISH LANDINGS	--	--	--	--	--	--	--	--
6	HUNTING & TRAPPING PRODUCTS	--	--	--	--	--	--	--	--
7	IRON ORES & CONCENTRATES	--	--	--	--	--	--	--	--
8	OTHER METAL, ORES & CONCENTRATES	--	--	--	--	--	--	--	--
9	COAL	--	--	--	--	--	--	--	--
10	CRUDE MINERAL OILS	--	--	--	--	--	--	--	--
11	NATURAL GAS	--	--	--	--	--	--	--	--
12	NON-METALLIC MINERALS	--	--	--	--	--	--	--	--
13	SERVICES INCIDENTAL TO MINING	--	--	--	--	--	--	--	--
14	MEAT PRODUCTS	254.4	--	--	--	--	--	--	--
15	DAIRY PRODUCTS	--	--	--	--	--	--	--	--
16	FISH PRODUCTS	--	--	--	--	--	--	--	--
17	FRUITS & VEGETABLES PREPARATIONS	--	--	--	--	--	--	--	--
18	FEEDS	--	--	--	--	--	--	--	--
19	FLOUR,WHEAT,MEAL & OTHER CEREALS	--	--	--	--	--	--	--	--
20	BREAKFAST CEREAL & BAKERY PROD.	--	--	--	--	--	--	--	--
21	SUGAR	--	--	--	--	--	--	--	--
22	MISC. FOOD PRODUCTS	6.8	--	--	--	--	--	--	--
23	SOFT DRINKS	--	--	--	--	--	--	--	--
24	ALCOHOLIC BEVERAGES	--	--	--	--	--	--	--	--
25	TOBACCO PROCESSED UNMANUFACTURED	--	--	--	--	--	--	--	--
26	CIGARETTES & TOBACCO MFG	--	--	--	--	--	--	--	--
27	TIRES & TUBES	--	--	--	--	--	--	--	--
28	OTHER RUBBER PRODUCTS	--	--	--	--	--	--	--	--
29	PLASTIC FABRICATED PRODUCTS	--	--	--	--	--	--	--	--
30	LEATHER & LEATHER PRODUCTS	--	--	--	--	--	--	--	--
31	YARNS & MAN MADE FIBRES	--	--	--	--	--	--	--	--
32	FABRICS	--	--	--	--	--	--	--	--
33	OTHER TEXTILE PRODUCTS	2.5	--	--	--	--	--	--	--
34	HOSIERY & KNITTED WEAR	--	--	--	--	--	--	--	--
35	CLOTHING & ACCESSORIES	0.4	--	--	--	--	--	--	--
36	LUMBER & TIMBER	--	--	--	--	--	--	--	--
37	VENEER & PLYWOOD	--	--	--	--	--	--	--	--
38	OTHER WOOD FABRICATED MATERIALS	--	--	--	--	--	--	--	--
39	FURNITURE & FIXTURES	--	--	--	--	--	--	--	--
40	PULP	--	--	--	--	--	--	--	--
41	NEWSPRINT & OTHER PAPER STOCK	--	--	--	--	--	--	--	--
42	PAPER PRODUCTS	--	--	--	--	--	--	--	--
43	PRINTING & PUBLISHING	--	--	--	--	--	--	--	--
44	ADVERTISING,PRINT MEDIA	--	--	--	--	--	--	--	--
45	IRON & STEEL PRODUCTS	--	--	--	--	--	--	--	--
46	ALUMINUM PRODUCTS	--	--	--	--	--	--	--	--
47	COPPER & COPPER ALLOY PRODUCTS	--	--	--	--	--	--	--	--
48	NICKEL PRODUCTS	--	--	--	--	--	--	--	--
49	OTHER NON FERROUS METAL PRODUCTS	--	--	--	--	--	--	--	--
50	BOILERS, TANKS & PLATES	--	--	--	--	--	--	--	--
51	FABRICATED STRUCTURAL METAL PROD.	--	--	--	--	--	--	--	--
52	OTHER METAL FABRICATED PRODUCTS	--	--	--	--	--	--	--	--
53	AGRICULTURAL MACHINERY	--	--	--	--	--	--	--	--
54	OTHER INDUSTRIAL MACHINERY	--	--	--	--	--	--	--	--
55	MOTOR VEHICLES	--	--	--	--	--	--	--	--
56	MOTOR VEHICLE PARTS	--	--	--	--	--	--	--	--
57	OTHER TRANSPORT EQUIPMENT	--	--	--	--	--	--	--	--
58	APPLIANCES & RECEIVERS,HOUSEHOLD	--	--	--	--	--	--	--	--
59	OTHER ELECTRICAL PRODUCTS	--	--	--	--	--	--	--	--
60	CEMENT & CONCRETE PRODUCTS	--	--	--	--	--	--	--	--
61	OTHER NON-METALLIC MINERAL PROD.	--	--	--	--	--	--	--	--
62	GASOLINE & FUEL OIL	--	--	--	--	--	--	--	--
63	OTHER PETROLEUM & COAL PROD.	--	--	--	--	--	--	--	--
64	INDUSTRIAL CHEMICALS	--	--	--	--	--	--	--	--
65	FERTILIZERS	--	--	--	--	--	--	--	--
66	PHARMACEUTICALS	--	--	--	--	--	--	--	--
67	OTHER CHEMICAL PRODUCTS	--	--	--	--	--	--	--	--
68	SCIENTIFIC EQUIPMENT	--	--	--	--	--	--	--	--
69	OTHER MANUFACTURED PRODUCTS	--	--	--	--	3.7	--	--	--
70	RESIDENTIAL CONSTRUCTION	--	--	--	--	--	--	--	--
71	NON-RESIDENTIAL CONSTRUCTION	--	--	--	--	--	--	--	--
72	REPAIR CONSTRUCTION	--	--	--	--	--	--	--	--
73	PIPELINE TRANSPORTATION	--	--	--	--	--	--	--	--
74	TRANSPORTATION & STORAGE	7.2	--	0.2	--	--	--	--	--
75	RADIO & TELEVISION BROADCASTING	--	--	--	--	--	--	--	--
76	TELEPHONE & TELEGRAPH	--	--	--	--	--	--	--	--
77	POSTAL SERVICES	--	--	--	--	--	--	--	--
78	ELECTRIC POWER	--	--	--	--	--	--	--	--
79	OTHER UTILITIES	--	--	--	--	--	--	--	10.3
80	WHOLESALE MARGINS	--	--	--	--	--	84.7	--	--
81	RETAIL MARGINS	9084.4	--	--	--	21.7	21.8	25.9	9.9
82	IMPUTED RENT OWNER OCPD. DWEL.	--	7164.4	--	--	--	--	--	--
83	OTHER FINANCE,INS.,REAL ESTATE	55.5	--	14794.0	2.9	12.7	40.6	42.1	5.4
84	BUSINESS SERVICES	2.1	--	53.4	--	1.8	4911.7	--	--
85	EDUCATION SERVICES	--	--	--	329.7	--	--	--	--
86	HEALTH SERVICES	--	--	--	2523.1	--	--	--	--
87	AMUSEMENT & RECREATION SERVICES	--	--	--	--	1138.5	4.2	0.6	--
88	ACCOMMODATION & FOOD SERVICES	154.2	--	0.3	--	55.3	--	5021.0	0.1
89	OTHER PERSONAL & MISC. SERVICES	1453.8	--	381.7	--	--	770.6	34.7	1438.6
90	TRANSPORTATION MARGINS	--	--	--	--	--	--	--	--
91	OPERATING, OFFICE, LAB. & FOOD	--	--	--	--	--	--	--	--
92	TRAVEL, ADVERTISING & PROMOTION	--	--	--	--	--	--	--	--
	TOTAL	11024.5	7164.4	15229.7	2855.7	1233.9	5823.6	5124.4	1464.3

NOTE: DETAIL MAY NOT ADD DUE TO ROUNDING AND SUPPRESSION OF CONFIDENTIAL COMMODITIES.

TABLE 40. MAKE (OUTPUT) MATRIX (AGGREGATION - M), 1977 (MILLIONS OF 1971 DOLLARS) - CONCLUDED

NO.	COMMODITY AGGREGATION - M	TRANS. MARGINS	OPERATING OFFICE LAB & FOOD	TRAVEL PROMOTION, ADVTG.	TOTAL INDUSTRIES
1	GRAINS	--	--	--	1314.3
2	LIVE ANIMALS	--	--	--	2096.4
3	OTHER AGRICULTURAL PRODUCTS	--	--	--	2010.3
4	FORESTRY PRODUCTS	--	--	--	1617.0
5	FISH LANDINGS	--	--	--	223.8
6	HUNTING & TRAPPING PRODUCTS	--	--	--	16.2
7	IRON ORES & CONCENTRATES	--	--	--	615.1
8	OTHER METAL ORES & CONCENTRATES	--	--	--	1595.7
9	COAL	--	--	--	172.6
10	CRUDE MINERAL OILS	--	--	--	1484.3
11	NATURAL GAS	--	--	--	407.3
12	NON-METALLIC MINERALS	--	--	--	583.5
13	SERVICES INCIDENTAL TO MINING	--	--	--	880.3
14	MEAT PRODUCTS	--	--	--	3587.2
15	DAIRY PRODUCTS	--	--	--	1558.0
16	FISH PRODUCTS	--	--	--	396.7
17	FRUITS & VEGETABLES PREPARATIONS	--	--	--	720.8
18	FEEDS	--	--	--	945.2
19	FLOUR,WHEAT,MEAL & OTHER CEREALS	--	--	--	202.5
20	BREAKFAST CEREAL & BAKERY PROD.	--	--	--	771.7
21	SUGAR	--	--	--	247.8
22	MISC. FOOD PRODUCTS	--	--	--	1185.2
23	SOFT DRINKS	--	--	--	397.6
24	ALCOHOLIC BEVERAGES	--	--	--	992.5
25	TOBACCO PROCESSED UNMANUFACTURED	--	--	--	153.9
26	CIGARETTES & TOBACCO MFG.	--	--	--	479.0
27	TIRES & TUBES	--	--	--	--
28	OTHER RUBBER PRODUCTS	--	--	--	822.7
29	PLASTIC FABRICATED PRODUCTS	--	--	--	611.3
30	LEATHER & LEATHER PRODUCTS	--	--	--	387.7
31	YARNS & MAN MADE FIBRES	--	--	--	434.4
32	FABRICS	--	--	--	701.6
33	OTHER TEXTILE PRODUCTS	--	--	--	800.9
34	HOSIERY & KNITTED WEAR	--	--	--	521.0
35	CLOTHING & ACCESSORIES	--	--	--	1657.1
36	LUMBER & TIMBER	--	--	--	1650.0
37	VENEER & PLYWOOD	--	--	--	361.0
38	OTHER WOOD FABRICATED MATERIALS	--	--	--	1218.0
39	FURNITURE & FIXTURES	--	--	--	942.0
40	PULP	--	--	--	1009.0
41	NEWSPRINT & OTHER PAPER STOCK	--	--	--	2167.7
42	PAPER PRODUCTS	--	--	--	1494.1
43	PRINTING & PUBLISHING	--	--	--	1618.3
44	ADVERTISING,PRINT MEDIA	--	--	--	639.8
45	IRON & STEEL PRODUCTS	--	--	--	2418.1
46	ALUMINUM PRODUCTS	--	--	--	909.8
47	COPPER & COPPER ALLOY PRODUCTS	--	--	--	856.8
48	NICKEL PRODUCTS	--	--	--	551.3
49	OTHER NON FERROUS METAL PRODUCTS	--	--	--	565.4
50	BOILERS, TANKS & PLATES	--	--	--	333.2
51	FABRICATED STRUCTURAL METAL PROD.	--	--	--	1004.0
52	OTHER METAL FABRICATED PRODUCTS	--	--	--	2736.0
53	AGRICULTURAL MACHINERY	--	--	--	545.7
54	OTHER INDUSTRIAL MACHINERY	--	--	--	2247.6
55	MOTOR VEHICLES	--	--	--	6157.4
56	MOTOR VEHICLE PARTS	--	--	--	3231.0
57	OTHER TRANSPORT EQUIPMENT	--	--	--	1221.7
58	APPLIANCES & RECEIVERS,HOUSEHOLD	--	--	--	824.4
59	OTHER ELECTRICAL PRODUCTS	--	--	--	3028.9
60	CEMENT & CONCRETE PRODUCTS	--	--	--	887.0
61	OTHER NON-METALLIC MINERAL PROD.	--	--	--	899.6
62	GASOLINE & FUEL OIL	--	--	--	2530.3
63	OTHER PETROLEUM & COAL PROD.	--	--	--	609.2
64	INDUSTRIAL CHEMICALS	--	--	--	1585.7
65	FERTILIZERS	--	--	--	268.1
66	PHARMACEUTICALS	--	--	--	541.3
67	OTHER CHEMICAL PRODUCTS	--	--	--	1609.3
68	SCIENTIFIC EQUIPMENT	--	--	--	502.3
69	OTHER MANUFACTURED PRODUCTS	--	--	--	891.2
70	RESIDENTIAL CONSTRUCTION	--	--	--	5311.6
71	NON-RESIDENTIAL CONSTRUCTION	--	--	--	11173.1
72	REPAIR CONSTRUCTION	--	--	--	3425.7
73	PIPELINE TRANSPORTATION	--	--	--	763.8
74	TRANSPORTATION & STORAGE	--	--	--	8687.8
75	RADIO & TELEVISION BROADCASTING	--	--	--	609.4
76	TELEPHONE & TELEGRAPH	--	--	--	3338.8
77	POSTAL SERVICES	--	--	--	564.3
78	ELECTRIC POWER	--	--	--	3099.5
79	OTHER UTILITIES	--	--	--	610.4
80	WHOLESALE MARGINS	--	--	--	8402.3
81	RETAIL MARGINS	--	--	--	9212.3
82	IMPUTED RENT OWNER OCPD. DWEL	--	--	--	7164.4
83	OTHER FINANCE,INS.,REAL ESTATE	--	--	--	15307.4
84	BUSINESS SERVICES	--	--	--	5149.4
85	EDUCATION SERVICES	--	--	--	329.7
86	HEALTH SERVICES	--	--	--	2523.1
87	AMUSEMENT & RECREATION SERVICES	--	--	--	1155.8
88	ACCOMMODATION & FOOD SERVICES	--	--	--	5316.5
89	OTHER PERSONAL & MISC. SERVICES	--	--	--	5155.5
90	TRANSPORTATION MARGINS	3880.9	--	--	3880.9
91	OPERATING, OFFICE, LAB. & FOOD	--	7063.8	--	7063.8
92	TRAVEL, ADVERTISING & PROMOTION	--	--	4138.0	4138.0
	TOTAL	3880.9	7063.8	4138.0	191010.8

NOTE: DETAIL MAY NOT ADD DUE TO ROUNDING AND SUPPRESSION OF CONFIDENTIAL COMMODITIES.

TABLE 41. USE (INPUT) MATRIX (AGGREGATION - M), 1977 (MILLIONS OF 1971 DOLLARS)

NO.	COMMODITY AGGREGATION - M	AGRICUL- TURE	FORE- TRY	FISHING, HUNTING & TRAPPING	METAL MINES	MINERAL FUELS	NON-METAL MINES & QUARRIES	SERVICES INCIDENTAL TO MINING	FOOD & BEVERAGE INDUSTRIES
1	GRAINS.....	32.1	--	--	--	--	--	--	374.2
2	LIVE ANIMALS.....	160.1	--	--	--	--	--	--	1653.7
3	OTHER AGRICULTURAL PRODUCTS.....	131.6	--	--	--	--	--	--	1000.2
4	FORESTRY PRODUCTS.....	0.4	175.2	--	--	--	--	--	--
5	FISH LANDINGS.....	--	--	2.7	--	--	--	--	197.7
6	HUNTING & TRAPPING PRODUCTS.....	--	--	--	--	--	--	--	--
7	IRON ORES & CONCENTRATES.....	--	--	--	0.2	--	--	--	--
8	OTHER METAL ORES & CONCENTRATES.....	--	--	--	7.7	--	--	--	--
9	COAL.....	0.7	--	--	0.5	--	--	--	0.1
10	CRUDE MINERAL OILS.....	--	--	--	--	--	--	--	--
11	NATURAL GAS.....	1.3	--	0.1	2.0	1.7	2.9	--	8.6
12	NON-METALLIC MINERALS.....	4.9	--	0.6	15.3	0.8	2.5	4.2	5.0
13	SERVICES INCIDENTAL TO MINING.....	--	--	--	278.9	133.6	12.7	--	--
14	MEAT PRODUCTS.....	3.0	--	--	--	--	--	--	796.3
15	DAIRY PRODUCTS.....	--	--	--	--	--	--	--	205.2
16	FISH PRODUCTS.....	--	--	--	--	--	--	--	39.9
17	FRUITS & VEGETABLES PREPARATIONS.....	--	--	--	--	--	--	--	81.8
18	FEEDS.....	609.2	--	--	--	--	--	--	194.9
19	FLOUR,WHEAT,MEAL & OTHER CEREALS.....	--	--	--	--	--	--	--	113.8
20	BREAKFAST CEREAL & BAKERY PROD.....	--	--	--	--	--	--	--	7.6
21	SUGAR.....	--	--	--	--	--	--	--	151.7
22	MISC. FOOD PRODUCTS.....	--	--	--	--	--	--	--	351.4
23	SOFT DRINKS.....	--	--	--	--	--	--	--	45.3
24	ALCOHOLIC BEVERAGES.....	--	--	--	--	--	--	--	33.9
25	TOBACCO PROCESSED UNMANUFACTURED.....	--	--	--	--	--	--	--	--
26	CIGARETTES & TOBACCO MFG.....	--	--	--	--	--	--	--	--
27	TIRES & TUBES.....	--	--	--	--	--	--	--	--
28	OTHER RUBBER PRODUCTS.....	15.8	--	--	--	--	--	--	--
29	PLASTIC FABRICATED PRODUCTS.....	--	--	--	--	--	3.6	--	56.9
30	LEATHER & LEATHER PRODUCTS.....	--	--	--	--	--	--	--	--
31	YARNS & MAN MADE FIBRES.....	--	--	0.7	--	--	--	--	--
32	FABRICS.....	--	3.4	--	--	--	--	--	0.8
33	OTHER TEXTILE PRODUCTS.....	15.0	3.4	8.4	0.8	--	0.5	--	11.1
34	HOSIERY & KNITTED WEAR.....	--	--	--	--	--	--	--	--
35	CLOTHING & ACCESSORIES.....	--	--	--	--	--	--	--	--
36	LUMBER & TIMBER.....	0.1	--	4.5	--	0.4	0.3	--	--
37	VENEER & PLYWOOD.....	--	--	--	--	--	--	--	--
38	OTHER WOOD FABRICATED MATERIALS.....	2.6	--	--	--	--	1.0	--	2.9
39	FURNITURE & FIXTURES.....	--	--	--	--	--	--	--	--
40	PULP.....	--	--	--	--	--	--	--	--
41	NEWSPRINT & OTHER PAPER STOCK.....	--	--	--	--	--	--	--	12.8
42	PAPER PRODUCTS.....	3.6	--	--	0.2	--	8.1	--	323.3
43	PRINTING & PUBLISHING.....	--	--	--	--	--	0.3	--	40.1
44	ADVERTISING,PRINT MEDIA.....	--	--	--	--	--	--	--	--
45	IRON & STEEL PRODUCTS.....	--	--	--	29.9	12.0	1.5	26.3	--
46	ALUMINUM PRODUCTS.....	--	--	--	--	--	--	--	0.5
47	COPPER & COPPER ALLOY PRODUCTS.....	--	--	--	--	--	--	--	--
48	NICKEL PRODUCTS.....	--	--	--	--	--	--	--	--
49	OTHER NON FERROUS METAL PRODUCTS.....	--	--	--	1.0	0.1	--	--	1.8
50	BOILERS, TANKS & PLATES.....	--	--	--	--	--	--	--	--
51	FABRICATED STRUCTURAL METAL PROD.....	--	--	--	2.6	1.1	--	--	--
52	OTHER METAL FABRICATED PRODUCTS.....	27.9	13.7	1.1	4.2	2.5	--	--	210.9
53	AGRICULTURAL MACHINERY.....	55.9	--	--	--	--	--	--	--
54	OTHER INDUSTRIAL MACHINERY.....	--	11.8	3.2	31.4	21.2	14.0	12.6	5.5
55	MOTOR VEHICLES.....	--	--	--	--	--	--	--	--
56	MOTOR VEHICLE PARTS.....	--	--	--	--	--	--	--	--
57	OTHER TRANSPORT EQUIPMENT.....	1.2	2.6	16.3	5.4	1.0	--	--	--
58	APPLIANCES & RECEIVERS,HOUSEHOLD.....	--	--	--	--	--	--	--	--
59	OTHER ELECTRICAL PRODUCTS.....	--	--	6.4	--	--	--	7.2	--
60	CEMENT & CONCRETE PRODUCTS.....	--	--	--	--	--	0.2	4.9	--
61	OTHER NON-METALLIC MINERAL PROD.....	2.2	0.2	0.5	5.5	--	0.6	4.8	104.8
62	GASOLINE & FUEL OIL.....	155.6	25.9	10.4	30.6	10.5	11.1	17.2	25.0
63	OTHER PETROLEUM & COAL PROD.....	25.0	0.9	2.2	7.0	2.3	4.8	3.5	6.0
64	INDUSTRIAL CHEMICALS.....	113.2	0.3	0.2	24.3	10.6	4.3	0.5	41.5
65	FERTILIZERS.....	80.0	--	--	--	--	--	--	--
66	PHARMACEUTICALS.....	15.2	--	--	--	--	--	--	19.1
67	OTHER CHEMICAL PRODUCTS.....	90.1	2.1	0.2	39.5	8.0	11.4	3.5	76.5
68	SCIENTIFIC EQUIPMENT.....	--	--	--	--	--	--	--	0.1
69	OTHER MANUFACTURED PRODUCTS.....	--	--	5.2	--	--	--	--	1.4
70	RESIDENTIAL CONSTRUCTION.....	--	--	--	--	--	--	--	--
71	NON-RESIDENTIAL CONSTRUCTION.....	--	--	--	--	--	--	--	--
72	REPAIR CONSTRUCTION.....	127.3	24.9	3.6	34.7	179.2	6.9	0.1	26.9
73	PIPELINE TRANSPORTATION.....	3.7	--	0.1	2.8	2.1	3.6	--	10.4
74	TRANSPORTATION & STORAGE.....	17.0	179.8	1.8	29.1	10.1	7.5	23.2	70.5
75	RADIO & TELEVISION BROADCASTING.....	--	--	--	--	--	--	--	--
76	TELEPHONE & TELEGRAPH.....	41.1	3.6	0.5	6.0	9.4	2.7	3.4	40.8
77	POSTAL SERVICES.....	2.5	0.3	--	0.4	1.9	0.3	0.2	4.2
78	ELECTRIC POWER.....	95.3	1.0	0.2	76.0	41.9	16.4	9.4	49.1
79	OTHER UTILITIES.....	5.6	--	0.1	2.8	3.4	2.8	--	16.0
80	WHOLESALE MARGINS.....	161.9	11.1	6.7	33.3	14.3	11.4	13.0	232.3
81	RETAIL MARGINS.....	37.3	1.0	1.3	1.0	0.3	0.9	1.3	2.2
82	IMPUTED RENT OWNER OCPD, DWEL.....	--	--	--	--	--	--	--	--
83	OTHER FINANCE,INS.,REAL ESTATE.....	250.0	114.6	4.1	78.9	427.3	23.5	21.1	117.2
84	BUSINESS SERVICES.....	16.6	8.1	0.5	74.2	178.0	12.3	17.4	86.4
85	EDUCATION SERVICES.....	--	--	--	--	--	--	--	--
86	HEALTH SERVICES.....	--	--	--	--	--	--	--	--
87	AMUSEMENT & RECREATION SERVICES.....	--	--	--	--	--	--	--	--
88	ACCOMMODATION & FOOD SERVICES.....	--	--	--	--	--	--	--	--
89	OTHER PERSONAL & MISC. SERVICES.....	19.5	59.6	4.5	20.3	6.9	14.4	10.8	50.3
90	TRANSPORTATION MARGINS.....	65.6	3.4	2.9	17.9	4.5	4.8	6.3	242.9
91	OPERATING, OFFICE, LAB. & FOOD.....	170.0	224.9	1.9	347.3	123.8	93.5	86.6	216.5
92	TRAVEL, ADVERTISING & PROMOTION.....	0.3	4.1	--	6.4	23.7	5.6	17.2	351.9
93	NON-COMPETING IMPORTS.....	--	--	--	--	--	--	--	194.9
94	UNALLOCATED IMPORTS & EXPORTS.....	--	--	--	--	--	--	--	--
95	INDIRECT TAXES.....	286.4	38.2	6.5	54.8	107.9	16.6	10.1	96.5
96	SUBSIDIES.....	-192.1	-0.9	-1.3	-10.2	-3.7	--	--	-28.8
	GDP AT FACTOR COST.....	2869.2	702.2	148.3	1125.4	959.6	415.5	342.0	3057.6
	TOTAL.....	5523.9	1612.1	244.5	2388.4	2296.3	718.3	646.9	11039.9

NOTE: DETAIL MAY NOT ADD DUE TO ROUNDING.

TABLE 41. USE (INPUT) MATRIX (AGGREGATION - M), 1977 (MILLIONS OF 1971 DOLLARS) - CONTINUED

NO	COMMODITY AGGREGATION - M	TOBACCO PRODUCTS INDUSTRIES	RUBBER & PLASTIC PROD. IND.	LEATHER INDUSTRIES	TEXTILE INDUSTRIES	KNITTING MILLS	CLOTHING INDUSTRIES	WOOD	FURNITURE, FIXTURE INDUSTRIES
1	GRAINS.....	--	--	--	--	--	--	--	--
2	LIVE ANIMALS.....	--	--	--	--	--	--	--	--
3	OTHER AGRICULTURAL PRODUCTS.....	128.9	--	--	0.4	0.1	9.8	0.1	--
4	FORESTRY PRODUCTS.....	--	--	--	--	--	--	926.9	0.3
5	FISH LANDINGS.....	--	--	--	--	--	--	--	--
6	HUNTING & TRAPPING PRODUCTS.....	--	--	--	--	--	22.8	--	--
7	IRON ORES & CONCENTRATES.....	--	--	--	--	--	--	--	--
8	OTHER METAL ORES & CONCENTRATES.....	--	--	--	--	--	--	--	--
9	COAL.....	--	--	--	--	--	--	--	--
10	CRUDE MINERAL OILS.....	--	0.1	--	--	--	--	--	--
11	NATURAL GAS.....	0.1	1.4	0.2	1.6	0.1	0.1	2.5	0.5
12	NON-METALLIC MINERALS.....	--	1.7	0.2	0.6	--	--	--	--
13	SERVICES INCIDENTAL TO MINING.....	--	--	--	--	--	--	--	--
14	MEAT PRODUCTS.....	0.4	0.3	18.4	1.4	--	--	--	--
15	DAIRY PRODUCTS.....	--	--	--	--	--	--	--	--
16	FISH PRODUCTS.....	--	--	0.3	--	--	--	--	--
17	FRUITS & VEGETABLES PREPARATIONS.....	--	--	--	--	--	--	--	--
18	FEEDS.....	--	--	--	--	--	--	--	--
19	FLOUR,WHEAT,MEAL & OTHER CEREALS.....	--	--	--	--	--	--	--	--
20	BREAKFAST CEREAL & BAKERY PROD.....	--	--	--	--	--	--	--	--
21	SUGAR.....	--	--	--	--	--	--	--	--
22	MISC. FOOD PRODUCTS.....	0.3	0.6	--	--	--	--	--	--
23	SOFT DRINKS.....	--	--	--	--	--	--	--	--
24	ALCOHOLIC BEVERAGES.....	--	--	--	--	--	--	--	--
25	TOBACCO PROCESSED UNMANUFACTURED.....	121.1	--	--	--	--	--	--	--
26	CIGARETTES & TOBACCO MFG.....	2.1	--	--	--	--	--	--	--
27	TIRES & TUBES.....	--	--	--	--	--	--	--	--
28	OTHER RUBBER PRODUCTS.....	--	12.7	37.7	11.5	--	0.3	--	20.6
29	PLASTIC FABRICATED PRODUCTS.....	1.5	39.0	13.1	17.6	0.2	1.4	14.7	20.9
30	LEATHER & LEATHER PRODUCTS.....	--	1.9	57.8	0.1	--	34.0	--	0.6
31	YARNS & MAN MADE FIBRES.....	8.4	11.0	0.2	364.1	171.0	8.1	--	--
32	FABRICS.....	--	71.7	3.3	191.3	17.8	566.7	0.9	63.7
33	OTHER TEXTILE PRODUCTS.....	--	1.1	1.8	32.7	4.4	46.4	1.0	13.0
34	HOSIERY & KNITTED WEAR.....	--	--	--	0.5	1.2	--	--	--
35	CLOTHING & ACCESSORIES.....	--	0.9	2.4	34.3	14.0	108.2	--	--
36	LUMBER & TIMBER.....	--	0.2	0.1	0.2	--	--	184.0	30.9
37	VENEER & PLYWOOD.....	--	0.4	0.3	--	--	--	91.6	14.1
38	OTHER WOOD FABRICATED MATERIALS.....	0.1	2.2	0.3	1.3	--	--	89.2	16.1
39	FURNITURE & FIXTURES.....	--	0.2	--	--	--	--	4.0	27.9
40	PULP.....	--	--	--	7.8	--	--	--	--
41	NEWSPRINT & OTHER PAPER STOCK.....	5.4	9.6	0.9	2.3	0.5	1.2	8.0	4.2
42	PAPER PRODUCTS.....	49.0	21.2	5.2	18.5	4.7	8.7	4.7	16.0
43	PRINTING & PUBLISHING.....	0.8	0.7	0.2	1.7	1.3	0.9	0.1	1.0
44	ADVERTISING,PRINT MEDIA.....	--	--	--	--	--	--	--	--
45	IRON & STEEL PRODUCTS.....	--	0.8	--	2.5	--	--	0.9	28.0
46	ALUMINUM PRODUCTS.....	--	3.1	--	0.9	--	--	7.8	0.1
47	COPPER & COPPER ALLOY PRODUCTS.....	--	0.5	--	--	--	--	--	--
48	NICKEL PRODUCTS.....	--	0.2	--	0.1	--	--	--	--
49	OTHER NON FERROUS METAL PRODUCTS.....	--	4.2	--	0.5	--	--	--	--
50	BOILERS, TANKS & PLATES.....	--	--	--	--	--	--	--	--
51	FABRICATED STRUCTURAL METAL PROD.....	--	0.2	--	0.1	--	--	10.3	0.1
52	OTHER METAL FABRICATED PRODUCTS.....	2.4	23.9	4.4	11.7	0.1	0.5	29.7	63.4
53	AGRICULTURAL MACHINERY.....	--	--	--	--	--	--	--	--
54	OTHER INDUSTRIAL MACHINERY.....	--	1.8	--	1.5	--	--	0.2	2.2
55	MOTOR VEHICLES.....	--	--	--	0.2	--	--	--	--
56	MOTOR VEHICLE PARTS.....	--	9.1	--	13.4	--	--	--	--
57	OTHER TRANSPORT EQUIPMENT.....	--	--	--	--	--	--	--	--
58	APPLIANCES & RECEIVERS,HOUSEHOLD.....	--	0.4	--	--	--	--	2.9	--
59	OTHER ELECTRICAL PRODUCTS.....	--	2.1	--	0.2	--	--	2.0	9.4
60	CEMENT & CONCRETE PRODUCTS.....	--	--	--	--	--	--	--	--
61	OTHER NON-METALLIC MINERAL PROD.....	--	5.2	0.2	0.8	--	0.4	24.6	5.5
62	GASOLINE & FUEL OIL.....	0.3	3.1	0.4	6.3	0.7	0.8	7.9	1.1
63	OTHER PETROLEUM & COAL PROD.....	0.1	1.3	0.1	1.0	--	0.1	3.7	0.2
64	INDUSTRIAL CHEMICALS.....	3.5	362.8	7.9	76.9	0.1	0.6	18.2	0.1
65	FERTILIZERS.....	--	--	--	--	--	--	--	--
66	PHARMACEUTICALS.....	--	--	--	--	--	--	--	--
67	OTHER CHEMICAL PRODUCTS.....	0.1	21.3	7.5	34.2	4.1	0.7	17.5	11.3
68	SCIENTIFIC EQUIPMENT.....	--	0.4	--	0.9	--	--	--	--
69	OTHER MANUFACTURED PRODUCTS.....	--	4.4	5.6	59.1	1.4	46.7	7.2	12.8
70	RESIDENTIAL CONSTRUCTION.....	--	--	--	--	--	--	--	--
71	NON-RESIDENTIAL CONSTRUCTION.....	--	--	--	--	--	--	--	--
72	REPAIR CONSTRUCTION.....	1.9	3.7	1.0	6.7	0.6	0.8	11.3	2.0
73	PIPELINE TRANSPORTATION.....	0.1	1.7	0.2	2.0	0.2	0.1	3.0	0.6
74	TRANSPORTATION & STORAGE.....	0.7	1.0	0.4	1.5	0.3	1.8	3.5	0.7
75	RADIO & TELEVISION BROADCASTING.....	--	--	--	--	--	--	--	--
76	TELEPHONE & TELEGRAPH.....	1.7	10.8	2.3	8.8	1.9	7.1	13.0	4.8
77	POSTAL SERVICES.....	0.2	1.3	0.5	1.3	0.5	2.5	1.2	0.9
78	ELECTRIC POWER.....	1.5	18.0	1.9	15.9	2.0	3.9	37.3	5.0
79	OTHER UTILITIES.....	0.3	3.0	0.2	3.3	0.4	0.4	5.5	0.7
80	WHOLESALE MARGINS.....	6.2	33.4	11.5	58.4	14.4	64.2	78.5	42.8
81	RETAIL MARGINS.....	--	0.1	--	0.2	--	0.1	0.8	0.1
82	IMPUTED RENT OWNER OCPD. DWEL.....	--	--	--	--	--	--	--	--
83	OTHER FINANCE,INS,REAL ESTATE.....	9.7	35.1	10.8	30.4	8.9	36.1	63.9	25.7
84	BUSINESS SERVICES.....	5.6	25.4	4.9	18.5	3.3	14.0	20.2	7.3
85	EDUCATION SERVICES.....	--	--	--	--	--	--	--	--
86	HEALTH SERVICES.....	--	--	--	--	--	--	--	--
87	AMUSEMENT & RECREATION SERVICES.....	--	--	--	--	--	--	--	--
88	ACCOMMODATION & FOOD SERVICES.....	--	--	--	--	--	--	--	--
89	OTHER PERSONAL & MISC SERVICES.....	1.5	6.6	5.0	4.9	1.8	3.5	23.9	2.8
90	TRANSPORTATION MARGINS.....	6.1	18.6	5.1	22.3	3.3	9.1	70.5	12.9
91	OPERATING, OFFICE, LAB & FOOD.....	7.3	62.0	9.8	49.0	8.8	16.6	188.7	16.9
92	TRAVEL, ADVERTISING & PROMOTION.....	35.6	53.7	11.8	37.4	6.5	30.8	26.5	18.8
93	NON-COMPETING IMPORTS.....	--	29.5	--	28.7	--	--	--	--
94	UNALLOCATED IMPORTS & EXPORTS.....	--	--	--	--	--	--	--	--
95	INDIRECT TAXES.....	3.6	15.6	4.0	20.6	2.7	6.7	36.6	10.7
96	SUBSIDIES.....	--	-0.7	--	-0.5	-0.1	-0.1	-0.7	-0.2
	GDP AT FACTOR COST.....	234.9	806.5	183.9	839.4	246.0	766.6	1159.5	397.4
	TOTAL.....	641.4	1747.3	421.9	2047.4	523.2	1822.4	3203.6	913.6

NOTE: DETAIL MAY NOT ADD DUE TO ROUNDING.

TABLE 41. USE (INPUT) MATRIX (AGGREGATION - M), 1977 (MILLIONS OF 1971 DOLLARS) - CONTINUED

NO.	COMMODITY AGGREGATION - M	PAPER & ALLIED INDUSTRIES	PRINTING & PUBLISHING	PRIMARY METAL INDUSTRIES	METAL FABRICATING INDUSTRIES	MACHINERY INDUSTRIES	TRANS. EQUIPMENT INDUSTRIES	ELECTRICAL PRODUCTS INDUSTRIES	NON-METAL. MINERAL PROD. IND.
1	GRAINS	--	--	--	--	--	--	--	--
2	LIVE ANIMALS	--	--	--	--	--	--	--	--
3	OTHER AGRICULTURAL PRODUCTS	--	--	--	--	--	--	--	--
4	FORESTRY PRODUCTS	510.8	--	--	--	--	--	--	--
5	FISH LANDINGS	--	--	--	--	--	--	--	--
6	HUNTING & TRAPPING PRODUCTS	--	--	--	--	--	--	--	--
7	IRON ORES & CONCENTRATES	--	--	181.0	--	--	--	--	--
8	OTHER METAL ORES & CONCENTRATES	--	--	1087.5	4.7	--	--	0.5	15.6
9	COAL	3.9	--	135.6	--	0.1	0.6	--	3.4
10	CRUDE MINERAL OILS	--	--	5.6	--	--	--	--	--
11	NATURAL GAS	13.6	0.5	14.5	3.9	1.5	3.5	1.6	10.2
12	NON-METALLIC MINERALS	13.6	--	18.7	0.8	3.8	1.1	0.5	107.6
13	SERVICES INCIDENTAL TO MINING	--	--	--	--	--	--	--	--
14	MEAT PRODUCTS	--	--	--	--	--	--	--	--
15	DAIRY PRODUCTS	--	--	--	--	--	--	--	--
16	FISH PRODUCTS	--	--	--	--	--	--	--	--
17	FRUITS & VEGETABLES PREPARATIONS	--	--	--	--	--	--	--	--
18	FEEDS	--	--	--	--	--	--	--	--
19	FLOUR,WHEAT,MEAL & OTHER CEREALS	6.7	--	--	--	--	--	--	--
20	BREAKFAST CEREAL & BAKERY PROD.	--	--	--	--	--	--	--	--
21	SUGAR	--	--	--	--	--	--	--	--
22	MISC. FOOD PRODUCTS	6.7	--	--	--	--	--	--	0.8
23	SOFT DRINKS	--	--	--	--	--	--	--	--
24	ALCOHOLIC BEVERAGES	--	--	--	--	--	--	--	--
25	TOBACCO PROCESSED UNMANUFACTURED	--	--	--	--	--	--	--	--
26	CIGARETTES & TOBACCO MFG	--	--	--	--	--	--	--	--
27	TIRES & TUBES	--	--	--	--	--	--	--	--
28	OTHER RUBBER PRODUCTS	1.8	0.5	--	2.1	36.2	221.1	24.8	2.3
29	PLASTIC FABRICATED PRODUCTS	40.6	2.1	0.7	11.9	4.6	6.5	12.2	10.9
30	LEATHER & LEATHER PRODUCTS	--	0.1	--	0.1	--	--	--	--
31	YARNS & MAN MADE FIBRES	1.3	0.3	0.2	0.5	--	--	0.3	0.6
32	FABRICS	1.4	2.4	--	1.4	0.2	2.1	0.2	0.4
33	OTHER TEXTILE PRODUCTS	26.5	0.1	--	0.8	--	31.9	0.2	0.3
34	HOSIERY & KNITTED WEAR	--	--	--	--	--	--	--	--
35	CLOTHING & ACCESSORIES	--	--	--	--	--	--	--	--
36	LUMBER & TIMBER	0.3	0.5	2.2	6.6	3.0	12.7	1.8	0.2
37	VENEER & PLYWOOD	--	--	--	2.0	0.1	12.6	--	--
38	OTHER WOOD FABRICATED MATERIALS	290.5	0.1	4.8	5.4	1.2	7.8	5.5	3.7
39	FURNITURE & FIXTURES	--	--	--	0.1	--	6.1	2.5	--
40	PULP	122.9	--	--	--	--	--	--	--
41	NEWSPRINT & OTHER PAPER STOCK	438.7	399.5	0.7	1.0	0.3	2.6	2.2	14.8
42	PAPER PRODUCTS	85.0	19.5	3.5	23.9	5.9	13.9	29.8	23.8
43	PRINTING & PUBLISHING	5.6	142.5	--	2.3	0.5	--	0.9	0.4
44	ADVERTISING,PRINT MEDIA	--	--	--	--	--	--	--	--
45	IRON & STEEL PRODUCTS	1.1	--	302.7	789.7	216.6	409.5	88.5	8.4
46	ALUMINUM PRODUCTS	20.2	0.6	218.3	156.2	27.5	81.1	50.8	0.4
47	COPPER & COPPER ALLOY PRODUCTS	--	--	166.3	60.2	13.5	37.1	224.9	0.5
48	NICKEL PRODUCTS	--	--	12.8	18.1	4.9	8.2	2.4	--
49	OTHER NON FERROUS METAL PRODUCTS	2.7	2.7	210.4	24.3	4.0	29.3	34.8	5.4
50	BOILERS, TANKS & PLATES	0.1	--	--	36.6	8.7	14.3	7.8	0.1
51	FABRICATED STRUCTURAL METAL PROD.	--	--	3.8	144.8	29.9	28.1	8.5	0.4
52	OTHER METAL FABRICATED PRODUCTS	18.2	0.3	76.5	383.4	130.2	293.1	86.4	18.4
53	AGRICULTURAL MACHINERY	--	--	--	--	84.9	0.8	--	--
54	OTHER INDUSTRIAL MACHINERY	0.2	0.2	35.2	30.4	423.8	144.6	38.1	1.0
55	MOTOR VEHICLES	--	--	--	0.3	0.4	8.8	--	--
56	MOTOR VEHICLE PARTS	--	--	--	18.7	62.3	3860.3	--	0.1
57	OTHER TRANSPORT EQUIPMENT	--	--	0.3	0.1	0.8	190.3	--	0.2
58	APPLIANCES & RECEIVERS,HOUSEHOLD	--	--	--	6.1	10.2	87.4	71.3	--
59	OTHER ELECTRICAL PRODUCTS	--	--	0.7	9.8	94.3	131.2	504.3	2.2
60	CEMENT & CONCRETE PRODUCTS	--	--	--	0.1	--	--	--	162.8
61	OTHER NON-METALLIC MINERAL PROD.	15.0	--	55.8	36.9	9.9	130.3	30.8	76.3
62	GASOLINE & FUEL OIL	72.0	1.6	28.2	5.0	2.2	8.3	1.7	19.9
63	OTHER PETROLEUM & COAL PROD.	16.5	2.3	39.6	5.1	2.5	8.7	4.4	6.5
64	INDUSTRIAL CHEMICALS	200.0	0.4	30.6	9.0	2.3	6.9	52.7	30.4
65	FERTILIZERS	--	--	--	--	--	--	--	--
66	PHARMACEUTICALS	--	--	--	--	--	--	--	--
67	OTHER CHEMICAL PRODUCTS	49.2	38.5	10.6	42.6	7.4	38.4	15.0	9.0
68	SCIENTIFIC EQUIPMENT	--	19.5	0.1	7.8	3.8	33.2	12.8	--
69	OTHER MANUFACTURED PRODUCTS	3.7	4.8	0.9	3.1	2.4	9.7	2.2	12.4
70	RESIDENTIAL CONSTRUCTION	--	--	--	--	--	--	--	--
71	NON-RESIDENTIAL CONSTRUCTION	--	--	--	--	--	--	--	--
72	REPAIR CONSTRUCTION	22.2	4.1	46.9	10.0	9.9	19.5	7.3	8.9
73	PIPELINE TRANSPORTATION	18.1	0.6	18.7	4.7	1.9	4.3	2.0	12.4
74	TRANSPORTATION & STORAGE	9.6	2.2	9.4	6.3	2.1	39.0	8.6	1.8
75	RADIO & TELEVISION BROADCASTING	--	--	--	--	--	--	--	--
76	TELEPHONE & TELEGRAPH	18.8	24.9	18.7	26.5	19.2	34.7	29.0	10.8
77	POSTAL SERVICES	1.4	20.8	1.0	2.7	2.5	3.0	2.8	0.8
78	ELECTRIC POWER	160.4	8.6	102.9	25.3	12.2	33.8	17.6	39.1
79	OTHER UTILITIES	18.6	1.1	17.9	4.6	1.9	6.6	2.6	10.7
80	WHOLESALE MARGINS	98.8	34.1	174.7	111.3	103.5	112.0	88.3	23.7
81	RETAIL MARGINS	0.6	0.5	0.6	1.1	0.5	0.9	0.5	0.7
82	IMPLIED RENT OWNER OCPD DWEL	--	--	--	--	--	--	--	--
83	OTHER FINANCE,INS.,REAL ESTATE	59.7	49.0	46.4	78.2	59.3	74.1	65.2	28.2
84	BUSINESS SERVICES	38.9	47.5	39.5	44.8	41.7	395.1	41.9	15.3
85	EDUCATION SERVICES	--	--	--	--	--	--	--	--
86	HEALTH SERVICES	--	--	--	--	--	--	--	--
87	AMUSEMENT & RECREATION SERVICES	--	--	--	--	--	--	--	--
88	ACCOMMODATION & FOOD SERVICES	--	--	--	--	--	--	--	--
89	OTHER PERSONAL & MISC. SERVICES	38.9	11.6	17.4	22.7	9.2	13.2	11.1	17.0
90	TRANSPORTATION MARGINS	153.2	34.7	163.0	73.2	33.8	107.2	31.1	62.1
91	OPERATING, OFFICE, LAB. & FOOD	218.3	45.1	276.8	131.2	63.1	245.9	72.4	120.1
92	TRAVEL, ADVERTISING & PROMOTION	45.6	83.5	26.5	72.3	60.2	116.8	72.2	27.5
93	NON-COMPETING IMPORTS	2.5	--	--	0.1	--	0.2	--	0.1
94	UNALLOCATED IMPORTS & EXPORTS	--	--	--	--	--	--	--	--
95	INDIRECT TAXES	70.2	18.0	60.6	37.1	27.6	50.4	28.3	43.7
96	SUBSIDIES	-0.4	-0.1	-0.2	-1.0	-1.6	-4.9	-1.2	-0.5
	GDP AT FACTOR COST	1751.6	1301.2	1868.1	1947.7	1242.8	3455.6	1864.5	870.4
	TOTAL	4696.1	2326.7	5536.5	4454.8	2890.0	10589.4	3464.8	1842.0

NOTE: DETAIL MAY NOT ADD DUE TO ROUNDING.



TABLE 41. USE (INPUT) MATRIX (AGGREGATION - M), 1977 (MILLIONS OF 1971 DOLLARS) - CONTINUED

NO.	COMMODITY AGGREGATION - M	PETROLEUM & COAL PROD.IND.	CHEMICAL & CHEMICAL PROD. IND.	MISC. MANUFACTURING	CONSTR. INDUSTRY	TRANS. & STORAGE	COMMUNICATION	ELEC POWER GAS.OTHER UTILITIES	WHOLESALE TRADE
1	GRAINS	--	--	--	--	--	--	--	5.8
2	LIVE ANIMALS	--	0.3	--	--	--	--	--	0.3
3	OTHER AGRICULTURAL PRODUCTS	--	--	1.8	10.6	1.9	--	--	0.4
4	FORESTRY PRODUCTS	--	--	--	9.5	--	--	--	6.2
5	FISH LANDINGS	--	--	--	--	--	--	--	--
6	HUNTING & TRAPPING PRODUCTS	--	--	--	--	--	--	--	--
7	IRON ORES & CONCENTRATES	--	0.1	--	--	--	--	--	0.1
8	OTHER METAL ORES & CONCENTRATES	--	7.5	28.6	--	--	--	9.5	0.1
9	COAL	0.8	0.9	--	1.3	0.7	--	108.6	0.1
10	CRUDE MINERAL OILS	1819.3	0.2	--	--	4.5	--	--	0.1
11	NATURAL GAS	5.8	23.9	0.6	--	22.9	0.1	17.3	2.8
12	NON-METALLIC MINERALS	2.7	52.8	1.1	81.5	8.0	--	--	0.2
13	SERVICES INCIDENTAL TO MINING	--	--	--	455.4	--	--	--	--
14	MEAT PRODUCTS	--	16.3	0.6	--	--	--	--	0.2
15	DAIRY PRODUCTS	--	0.3	--	--	--	--	--	0.3
16	FISH PRODUCTS	--	0.1	--	--	--	--	--	--
17	FRUITS & VEGETABLES PREPARATIONS	--	--	--	--	--	--	--	1.5
18	FEEDS	--	2.8	--	--	0.8	--	--	0.6
19	FLOUR,WHEAT,MEAL & OTHER CEREALS	--	0.7	--	--	--	--	--	0.1
20	BREAKFAST CEREAL & BAKERY PROD.	--	--	--	--	--	--	--	--
21	SUGAR	--	0.9	--	--	--	--	--	2.0
22	MISC. FOOD PRODUCTS	--	23.4	0.8	--	--	--	--	4.1
23	SOFT DRINKS	--	--	--	--	--	--	--	--
24	ALCOHOLIC BEVERAGES	--	--	--	--	--	--	--	--
25	TOBACCO PROCESSED UNMANUFACTURED	--	--	--	--	--	--	--	--
26	CIGARETTES & TOBACCO MFG.	--	--	--	--	--	--	--	--
27	TIRES & TUBES	--	--	--	--	--	--	--	--
28	OTHER RUBBER PRODUCTS	--	0.6	3.1	41.8	60.8	0.2	--	1.3
29	PLASTIC FABRICATED PRODUCTS	1.1	31.0	42.5	214.0	3.4	--	--	23.1
30	LEATHER & LEATHER PRODUCTS	--	--	8.2	0.9	--	--	--	--
31	YARNS & MAN MADE FIBRES	--	1.2	2.8	0.5	--	--	--	0.1
32	FABRICS	--	1.2	18.5	6.8	0.4	--	--	1.6
33	OTHER TEXTILE PRODUCTS	--	1.6	7.3	121.5	6.8	2.2	--	4.1
34	HOSIERY & KNITTED WEAR	--	--	--	--	--	--	--	--
35	CLOTHING & ACCESSORIES	--	--	0.8	--	--	--	--	--
36	LUMBER & TIMBER	--	--	5.1	241.4	--	--	--	3.1
37	VENEER & PLYWOOD	--	0.2	3.0	223.1	--	--	--	2.0
38	OTHER WOOD FABRICATED MATERIALS	--	1.7	3.2	653.2	--	--	--	16.4
39	FURNITURE & FIXTURES	--	--	0.1	15.6	--	--	--	--
40	PULP	--	7.2	--	--	--	--	--	--
41	NEWSPRINT & OTHER PAPER STOCK	--	2.2	9.5	90.5	0.2	--	--	10.5
42	PAPER PRODUCTS	2.5	68.9	22.6	47.8	5.5	--	--	53.7
43	PRINTING & PUBLISHING	--	6.8	4.0	--	4.1	20.7	1.3	11.1
44	ADVERTISING,PRINT MEDIA	--	--	--	--	--	--	--	--
45	IRON & STEEL PRODUCTS	--	--	9.4	433.7	11.0	--	--	8.3
46	ALUMINUM PRODUCTS	--	9.9	6.8	3.1	0.3	--	--	0.8
47	COPPER & COPPER ALLOY PRODUCTS	--	2.4	9.1	20.0	1.5	--	--	0.2
48	NICKEL PRODUCTS	--	0.1	0.2	2.3	--	--	--	--
49	OTHER NON FERROUS METAL PRODUCTS	--	22.2	39.0	10.8	0.5	--	--	0.4
50	BOILERS, TANKS & PLATES	--	--	2.9	185.7	3.3	--	--	--
51	FABRICATED STRUCTURAL METAL PROD.	--	--	0.1	789.0	1.5	--	--	0.6
52	OTHER METAL FABRICATED PRODUCTS	14.0	50.0	36.1	874.7	2.4	--	--	38.5
53	AGRICULTURAL MACHINERY	--	--	--	--	--	--	--	1.9
54	OTHER INDUSTRIAL MACHINERY	--	3.3	1.2	215.1	2.5	--	--	4.0
55	MOTOR VEHICLES	--	--	0.7	--	--	--	--	--
56	MOTOR VEHICLE PARTS	--	--	0.5	34.1	96.1	--	--	1.2
57	OTHER TRANSPORT EQUIPMENT	--	--	--	--	200.4	--	--	--
58	APPLIANCES & RECEIVERS,HOUSEHOLD	--	--	5.2	14.0	--	4.8	--	1.8
59	OTHER ELECTRICAL PRODUCTS	--	--	12.8	789.5	24.9	92.0	--	5.8
60	CEMENT & CONCRETE PRODUCTS	--	0.1	--	702.3	--	--	--	--
61	OTHER NON-METALLIC MINERAL PROD.	0.1	21.7	6.8	461.2	8.3	--	--	4.6
62	GASOLINE & FUEL OIL	1.2	22.9	1.7	85.6	325.0	8.3	66.8	77.1
63	OTHER PETROLEUM & COAL PROD.	58.1	110.5	1.0	98.9	23.4	0.8	0.7	6.2
64	INDUSTRIAL CHEMICALS	5.9	615.2	42.8	14.4	1.2	0.7	--	10.1
65	FERTILIZERS	--	15.0	--	--	--	--	--	--
66	PHARMACEUTICALS	--	75.9	--	0.3	--	--	--	--
67	OTHER CHEMICAL PRODUCTS	91.8	140.4	19.4	187.9	7.0	0.4	--	3.2
68	SCIENTIFIC EQUIPMENT	--	1.6	121.5	19.6	2.8	9.5	--	1.6
69	OTHER MANUFACTURED PRODUCTS	10.7	12.0	55.6	94.8	3.1	1.2	--	2.6
70	RESIDENTIAL CONSTRUCTION	--	--	--	--	--	--	--	--
71	NON-RESIDENTIAL CONSTRUCTION	--	--	--	--	--	--	--	--
72	REPAIR CONSTRUCTION	69.1	21.8	3.2	10.0	296.5	78.5	122.5	10.5
73	PIPELINE TRANSPORTATION	263.4	29.7	0.7	0.5	105.4	0.1	24.1	4.3
74	TRANSPORTATION & STORAGE	4.1	6.8	1.4	165.1	832.5	66.6	4.2	170.2
75	RADIO & TELEVISION BROADCASTING	--	--	--	--	--	18.5	--	--
76	TELEPHONE & TELEGRAPH	10.2	36.0	12.7	53.3	195.7	90.2	10.6	198.7
77	POSTAL SERVICES	1.3	6.3	3.4	3.2	11.1	40.3	4.5	43.7
78	ELECTRIC POWER	27.0	67.2	6.4	12.3	51.8	14.4	24.3	60.0
79	OTHER UTILITIES	2.7	39.3	1.1	0.5	5.4	0.4	0.2	3.2
80	WHOLESALE MARGINS	11.1	69.6	37.1	882.6	128.6	11.8	8.8	102.7
81	RETAIL MARGINS	--	0.7	0.2	103.5	10.6	26.7	0.3	6.7
82	IMPUTED RENT OWNER OCPD. DWEL.	--	--	--	--	--	--	--	--
83	OTHER FINANCE,INS,REAL ESTATE	50.2	89.5	57.6	357.5	297.2	59.4	94.7	457.8
84	BUSINESS SERVICES	44.0	76.2	28.0	783.5	127.8	82.3	38.8	241.8
85	EDUCATION SERVICES	--	--	--	--	--	--	--	--
86	HEALTH SERVICES	--	--	--	--	--	--	--	--
87	AMUSEMENT & RECREATION SERVICES	--	--	--	--	--	69.7	--	--
88	ACCOMMODATION & FOOD SERVICES	--	--	--	--	39.7	--	--	--
89	OTHER PERSONAL & MISC. SERVICES	6.2	43.1	9.0	354.1	271.0	21.4	18.3	74.8
90	TRANSPORTATION MARGINS	20.2	92.0	14.0	309.2	31.5	2.5	15.8	15.5
91	OPERATING, OFFICE, LAB & FOOD	51.5	152.0	32.0	322.5	296.7	74.5	23.9	201.9
92	TRAVEL, ADVERTISING & PROMOTION	56.1	204.0	69.9	104.1	130.8	60.8	16.4	433.2
93	NON-COMPETING IMPORTS	0.1	0.7	0.5	--	--	--	--	--
94	UNALLOCATED IMPORTS & EXPORTS	--	--	--	--	--	--	--	--
95	INDIRECT TAXES	19.0	60.2	17.5	1099.0	501.3	151.5	117.5	225.5
96	SUBSIDIES	-1.4	-3.2	-0.3	--	95.7	-292.6	-41.3	-111.6
	GDP AT FACTOR COST	416.3	1506.8	700.5	8306.0	5652.5	4053.1	3107.8	5120.5
	<b>TOTAL</b>	<b>3065.1</b>	<b>3854.9</b>	<b>1532.1</b>	<b>20099.2</b>	<b>9720.2</b>	<b>4771.0</b>	<b>3795.5</b>	<b>7578.2</b>

NOTE: DETAIL MAY NOT ADD DUE TO ROUNDING.

TABLE 41. USE (INPUT) MATRIX (AGGREGATION - M), 1977 (MILLIONS OF 1971 DOLLARS) - CONTINUED

COMMODITY AGGREGATION - M	RETAIL TRADE	OWNER OCCUPIED DWELLINGS	FINANCE, INS. & REAL EST.	EDUCATION & HEALTH SERVICES	AMUSEMENT RECREATION SERVICES	SERVICE TO BUSINESS MANAGEMENT	ACCOMMODATION, FOOD SERVICES	PERSONAL & MISC. SERVICES
1 GRAINS	--	--	--	--	--	--	--	--
2 LIVE ANIMALS	265.9	--	--	--	--	--	--	--
3 OTHER AGRICULTURAL PRODUCTS	--	--	--	--	0.6	--	71.2	1.5
4 FORESTRY PRODUCTS	--	--	--	--	--	--	--	--
5 FISH LANDINGS	--	--	--	--	--	--	6.3	--
6 HUNTING & TRAPPING PRODUCTS	--	--	--	--	--	--	--	--
7 IRON ORES & CONCENTRATES	--	--	--	--	--	--	--	--
8 OTHER METAL ORES & CONCENTRATES	--	--	--	0.8	--	--	--	--
9 COAL	--	--	--	0.2	--	--	--	--
10 CRUDE MINERAL OILS	--	--	--	--	--	--	--	--
11 NATURAL GAS	12.8	--	9.2	0.5	0.1	0.2	2.6	0.2
12 NON-METALLIC MINERALS	--	--	--	--	0.1	--	1.0	--
13 SERVICES INCIDENTAL TO MINING	--	--	--	--	--	--	--	--
14 MEAT PRODUCTS	2.0	--	--	--	--	--	563.1	--
15 DAIRY PRODUCTS	--	--	--	--	--	--	156.3	--
16 FISH PRODUCTS	--	--	--	--	--	--	34.3	--
17 FRUITS & VEGETABLES PREPARATIONS	--	--	--	--	--	--	60.8	--
18 FEEDS	--	--	--	--	0.3	--	--	--
19 FLOUR, WHEAT, MEAL & OTHER CEREALS	--	--	--	--	--	--	11.5	--
20 BREAKFAST CEREAL & BAKERY PROD.	--	--	--	--	--	--	77.5	--
21 SUGAR	--	--	--	--	--	--	19.6	--
22 MISC. FOOD PRODUCTS	--	--	--	--	--	--	40.3	1.1
23 SOFT DRINKS	--	--	--	--	--	--	21.7	--
24 ALCOHOLIC BEVERAGES	--	--	--	--	--	--	--	--
25 TOBACCO PROCESSED UNMANUFACTURED	--	--	--	--	--	--	--	--
26 CIGARETTES & TOBACCO MFG.	--	--	--	--	--	--	--	--
27 TIRES & TUBES	--	--	--	--	--	--	--	--
28 OTHER RUBBER PRODUCTS	11.4	--	--	0.4	--	--	--	2.9
29 PLASTIC FABRICATED PRODUCTS	10.4	--	--	--	--	--	4.2	0.2
30 LEATHER & LEATHER PRODUCTS	--	--	--	--	0.8	--	--	2.2
31 YARNS & MAN MADE FIBRES	--	--	--	--	--	--	--	2.6
32 FABRICS	0.9	--	--	0.1	0.4	--	4.5	9.0
33 OTHER TEXTILE PRODUCTS	1.0	--	--	11.2	0.2	0.4	36.9	1.4
34 HOSIERY & KNITTED WEAR	--	--	--	--	--	--	--	--
35 CLOTHING & ACCESSORIES	11.6	--	--	--	--	--	4.3	--
36 LUMBER & TIMBER	--	--	--	--	--	0.3	--	--
37 VENEER & PLYWOOD	--	--	--	--	--	--	--	--
38 OTHER WOOD FABRICATED MATERIALS	3.9	--	--	--	0.4	--	--	18.3
39 FURNITURE & FIXTURES	--	--	--	0.1	--	--	1.9	--
40 PULP	--	--	--	--	--	--	--	--
41 NEWSPRINT & OTHER PAPER STOCK	8.3	--	--	0.2	--	3.5	--	0.4
42 PAPER PRODUCTS	139.3	--	--	--	--	1.5	68.9	3.1
43 PRINTING & PUBLISHING	10.9	--	38.8	5.7	4.2	3.9	--	--
44 ADVERTISING, PRINT MEDIA	--	--	--	--	--	--	--	--
45 IRON & STEEL PRODUCTS	--	--	--	--	--	--	--	--
46 ALUMINUM PRODUCTS	--	--	--	--	--	--	--	--
47 COPPER & COPPER ALLOY PRODUCTS	--	--	--	--	--	--	--	--
48 NICKEL PRODUCTS	--	--	--	--	--	--	--	--
49 OTHER NON FERROUS METAL PRODUCTS	--	--	--	--	--	--	--	3.2
50 BOILERS, TANKS & PLATES	--	--	--	--	--	--	--	--
51 FABRICATED STRUCTURAL METAL PROD.	--	--	--	--	--	--	--	--
52 OTHER METAL FABRICATED PRODUCTS	15.9	--	--	--	2.1	--	0.8	3.1
53 AGRICULTURAL MACHINERY	--	--	--	--	--	--	--	--
54 OTHER INDUSTRIAL MACHINERY	--	--	--	--	--	--	0.2	--
55 MOTOR VEHICLES	--	--	--	--	--	--	--	--
56 MOTOR VEHICLE PARTS	--	--	--	--	--	--	--	--
57 OTHER TRANSPORT EQUIPMENT	--	--	--	--	--	--	--	--
58 APPLIANCES & RECEIVERS, HOUSEHOLD	--	--	--	0.4	--	--	--	0.4
59 OTHER ELECTRICAL PRODUCTS	--	--	--	0.3	--	--	--	0.1
60 CEMENT & CONCRETE PRODUCTS	--	--	--	--	--	--	--	--
61 OTHER NON-METALLIC MINERAL PROD.	1.8	--	--	0.3	0.1	--	8.9	--
62 GASOLINE & FUEL OIL	61.8	--	27.4	10.7	4.0	14.2	27.2	15.3
63 OTHER PETROLEUM & COAL PROD.	3.1	--	0.5	1.1	0.1	0.8	0.9	2.9
64 INDUSTRIAL CHEMICALS	10.7	--	--	2.3	0.2	--	0.1	11.9
65 FERTILIZERS	--	--	--	--	--	--	0.1	--
66 PHARMACEUTICALS	--	--	--	17.2	--	--	--	--
67 OTHER CHEMICAL PRODUCTS	--	--	--	0.2	--	0.4	1.8	46.9
68 SCIENTIFIC EQUIPMENT	0.6	--	--	41.0	10.4	1.4	--	25.1
69 OTHER MANUFACTURED PRODUCTS	5.1	--	--	8.2	15.0	0.9	4.7	1.9
70 RESIDENTIAL CONSTRUCTION	--	--	--	--	--	--	--	--
71 NON-RESIDENTIAL CONSTRUCTION	--	--	--	--	--	--	--	--
72 REPAIR CONSTRUCTION	46.2	1037.2	489.9	3.9	8.7	2.5	12.9	0.7
73 PIPELINE TRANSPORTATION	13.7	--	9.8	0.7	0.1	0.3	2.7	0.2
74 TRANSPORTATION & STORAGE	98.4	--	4.3	5.5	4.8	12.0	17.3	6.5
75 RADIO & TELEVISION BROADCASTING	--	--	--	--	--	--	5.8	--
76 TELEPHONE & TELEGRAPH	151.4	--	355.8	90.4	11.6	121.0	56.4	12.7
77 POSTAL SERVICES	115.1	--	69.7	10.5	1.4	15.6	1.3	1.9
78 ELECTRIC POWER	206.9	--	98.9	7.6	15.1	12.1	55.8	14.9
79 OTHER UTILITIES	29.0	--	26.7	2.1	0.3	0.4	7.2	0.6
80 WHOLESALE MARGINS	34.0	--	8.0	13.2	4.5	4.2	76.5	18.7
81 RETAIL MARGINS	8.9	--	4.2	14.5	56.9	5.0	15.8	5.7
82 IMPUTED RENT OWNER OC.PD. DWEL.	--	--	--	--	--	--	--	--
83 OTHER FINANCE, INS., REAL ESTATE	891.5	113.5	1731.6	111.7	117.1	340.7	259.9	72.9
84 BUSINESS SERVICES	189.4	68.6	617.6	45.6	21.6	270.0	63.1	10.2
85 EDUCATION SERVICES	--	--	--	--	--	--	--	--
86 HEALTH SERVICES	--	--	8.5	0.5	--	--	--	--
87 AMUSEMENT & RECREATION SERVICES	--	--	--	0.2	72.8	4.4	42.8	--
88 ACCOMMODATION & FOOD SERVICES	--	--	--	--	--	--	4.6	--
89 OTHER PERSONAL & MISC. SERVICES	74.8	--	105.4	40.9	25.6	91.7	49.2	20.7
90 TRANSPORTATION MARGINS	13.4	--	2.6	2.8	1.2	1.5	31.7	6.9
91 OPERATING, OFFICE, LAB. & FOOD	258.9	0.2	580.0	104.9	76.4	349.1	101.4	97.0
92 TRAVEL, ADVERTISING & PROMOTION	417.8	--	410.9	34.2	88.2	182.4	104.1	27.5
93 NON-COMPETING IMPORTS	4.8	--	--	--	--	--	10.7	--
94 UNALLOCATED IMPORTS & EXPORTS	--	--	--	--	--	--	--	--
95 INDIRECT TAXES	330.6	1916.6	2054.9	30.1	28.2	63.4	134.9	41.3
96 SUBSIDIES	-1.9	-97.0	-117.8	--	--	--	--	--
GDP AT FACTOR COST	7564.2	4125.2	8693.0	2235.5	660.6	4319.5	2838.7	972.1
TOTAL	11024.5	7164.4	15229.7	2855.7	1233.9	5823.6	5124.4	1464.3

NOTE: DETAIL MAY NOT ADD DUE TO ROUNDING.

TABLE 41. USE (INPUT) MATRIX (AGGREGATION - M), 1977 (MILLIONS OF 1971 DOLLARS) - CONCLUDED

NO.	COMMODITY AGGREGATION - M	TRANS. MARGINS	OPERATING OFFICE LAB & FOOD	TRAVEL PROMOTION, ADVTG.	TOTAL INDUSTRIES
1	GRAINS.....	--	--	--	412.0
2	LIVE ANIMALS.....	--	4.8	--	2085.2
3	OTHER AGRICULTURAL PRODUCTS.....	--	34.3	--	1393.5
4	FORESTRY PRODUCTS.....	--	--	--	1629.4
5	FISH LANDINGS.....	--	1.6	--	208.2
6	HUNTING & TRAPPING PRODUCTS.....	--	--	--	22.8
7	IRON ORES & CONCENTRATES.....	--	--	--	181.5
8	OTHER METAL ORES & CONCENTRATES.....	--	--	--	1162.5
9	COAL.....	--	--	--	257.6
10	CRUDE MINERAL OILS.....	--	--	--	1829.7
11	NATURAL GAS.....	--	--	--	171.5
12	NON-METALLIC MINERALS.....	--	0.2	--	324.7
13	SERVICES INCIDENTAL TO MINING.....	--	--	--	880.6
14	MEAT PRODUCTS.....	--	117.4	--	1519.5
15	DAIRY PRODUCTS.....	--	53.7	--	415.7
16	FISH PRODUCTS.....	--	4.3	--	79.0
17	FRUITS & VEGETABLES PREPARATIONS.....	--	28.0	--	172.1
18	FEEDS.....	--	--	--	808.6
19	FLOUR,WHEAT,MEAL & OTHER CEREALS.....	--	4.1	--	137.0
20	BREAKFAST CEREAL & BAKERY PROD.....	--	36.3	--	121.4
21	SUGAR.....	--	6.1	--	180.4
22	MISC. FOOD PRODUCTS.....	--	20.4	--	450.0
23	SOFT DRINKS.....	--	13.6	--	80.5
24	ALCOHOLIC BEVERAGES.....	--	--	38.7	72.7
25	TOBACCO PROCESSED UNMANUFACTURED.....	--	--	--	121.1
26	CIGARETTES & TOBACCO MFG.....	--	--	--	2.1
27	TIRES & TUBES.....	--	--	--	--
28	OTHER RUBBER PRODUCTS.....	--	213.1	2.9	726.1
29	PLASTIC FABRICATED PRODUCTS.....	--	117.3	--	705.9
30	LEATHER & LEATHER PRODUCTS.....	--	12.0	--	118.7
31	YARNS & MAN MADE FIBRES.....	--	--	--	573.8
32	FABRICS.....	--	--	--	967.9
33	OTHER TEXTILE PRODUCTS.....	--	40.9	--	435.0
34	HOSIERY & KNITTED WEAR.....	--	--	--	1.7
35	CLOTHING & ACCESSORIES.....	--	26.4	--	202.9
36	LUMBER & TIMBER.....	--	4.1	--	502.0
37	VENEER & PLYWOOD.....	--	--	--	349.1
38	OTHER WOOD FABRICATED MATERIALS.....	--	0.8	--	1132.4
39	FURNITURE & FIXTURES.....	--	--	--	58.6
40	PULP.....	--	--	--	137.8
41	NEWSPRINT & OTHER PAPER STOCK.....	--	3.3	--	1033.2
42	PAPER PRODUCTS.....	--	282.7	2.0	1367.1
43	PRINTING & PUBLISHING.....	--	602.0	208.4	1121.4
44	ADVERTISING,PRINT MEDIA.....	--	--	641.0	641.0
45	IRON & STEEL PRODUCTS.....	--	11.6	--	2390.4
46	ALUMINUM PRODUCTS.....	--	--	--	588.6
47	COPPER & COPPER ALLOY PRODUCTS.....	--	5.4	--	541.4
48	NICKEL PRODUCTS.....	--	--	--	49.1
49	OTHER NON FERROUS METAL PRODUCTS.....	--	5.1	--	402.7
50	BOILERS, TANKS & PLATES.....	--	7.2	--	266.7
51	FABRICATED STRUCTURAL METAL PROD.....	--	--	--	1020.8
52	OTHER METAL FABRICATED PRODUCTS.....	--	435.7	--	2876.3
53	AGRICULTURAL MACHINERY.....	--	11.6	--	155.1
54	OTHER INDUSTRIAL MACHINERY.....	--	786.7	--	1791.8
55	MOTOR VEHICLES.....	--	--	--	10.4
56	MOTOR VEHICLE PARTS.....	--	339.0	35.7	4470.5
57	OTHER TRANSPORT EQUIPMENT.....	--	2.9	--	421.6
58	APPLIANCES & RECEIVERS,HOUSEHOLD.....	--	11.4	--	216.4
59	OTHER ELECTRICAL PRODUCTS.....	--	301.8	3.6	1980.5
60	CEMENT & CONCRETE PRODUCTS.....	--	--	--	870.5
61	OTHER NON-METALLIC MINERAL PROD.....	--	31.8	--	1055.9
62	CASOLINE & FUEL OIL.....	--	--	66.9	1261.8
63	OTHER PETROLEUM & COAL PROD.....	--	4.3	2.6	459.7
64	INDUSTRIAL CHEMICALS.....	--	97.8	--	1810.6
65	FERTILIZERS.....	--	5.0	--	100.3
66	PHARMACEUTICALS.....	--	11.7	--	139.4
67	OTHER CHEMICAL PRODUCTS.....	--	205.3	2.0	1245.5
68	SCIENTIFIC EQUIPMENT.....	--	190.9	--	504.7
69	OTHER MANUFACTURED PRODUCTS.....	--	56.1	57.6	512.3
70	RESIDENTIAL CONSTRUCTION.....	--	--	--	--
71	NON-RESIDENTIAL CONSTRUCTION.....	--	--	--	--
72	REPAIR CONSTRUCTION.....	--	--	--	2774.4
73	PIPELINE TRANSPORTATION.....	--	--	0.6	549.5
74	TRANSPORTATION & STORAGE.....	3880.9	--	701.8	6409.8
75	RADIO & TELEVISION BROADCASTING.....	--	--	433.6	457.9
76	TELEPHONE & TELEGRAPH.....	--	--	--	1747.1
77	POSTAL SERVICES.....	--	--	--	382.3
78	ELECTRIC POWER.....	--	--	--	1449.4
79	OTHER UTILITIES.....	--	--	--	227.5
80	WHOLESALE MARGINS.....	--	757.3	49.4	3757.8
81	RETAIL MARGINS.....	--	232.9	50.1	594.6
82	IMPUTED RENT OWNER OCPD. DWEL.....	--	--	--	--
83	OTHER FINANCE,INS,REAL ESTATE.....	--	--	--	6820.7
84	BUSINESS SERVICES.....	--	--	408.9	4275.0
85	EDUCATION SERVICES.....	--	--	--	--
86	HEALTH SERVICES.....	--	--	--	9.0
87	AMUSEMENT & RECREATION SERVICES.....	--	--	27.6	217.6
88	ACCOMMODATION & FOOD SERVICES.....	--	--	786.3	830.6
89	OTHER PERSONAL & MISC. SERVICES.....	--	1156.4	94.5	2834.6
90	TRANSPORTATION MARGINS.....	--	146.7	13.6	1875.8
91	OPERATING, OFFICE, LAB. & FOOD.....	--	--	--	5519.6
92	TRAVEL, ADVERTISING & PROMOTION.....	--	--	--	3475.2
93	NON-COMPETING IMPORTS.....	--	4.0	--	276.9
94	UNALLOCATED IMPORTS & EXPORTS.....	--	57.5	237.4	294.9
95	INDIRECT TAXES.....	--	560.1	272.7	8677.9
96	SUBSIDIES.....	--	--	--	-1012.3
	GDP AT FACTOR COST.....	--	--	--	88627.9
	TOTAL.....	3880.9	7063.8	4138.0	191010.8

NOTE: DETAIL MAY NOT ADD DUE TO ROUNDING.

TABLE 42. FINAL DEMAND MATRIX (AGGREGATION - M), 1977 (MILLIONS OF 1971 DOLLARS)

NO	COMMODITY AGGREGATION - M	CE, AUTOS REPAIRS & PARTS	CE, OTHER DURABLE	CE, CLOTHING & FOOTWEAR	CE, OTHER SEMI- DURABLE	CE, FOOD, BEVERAGE & TOBACCO	CE, FUEL & ELECTRICITY	CE, GAS, OIL & GREASE	CE, OTHER NON DURABLE
1	GRAINS	..	..	..	..	..	..	..	..
2	LIVE ANIMALS	..	..	..	14.2	85.9	..	..	..
3	OTHER AGRICULTURAL PRODUCTS	..	..	..	..	550.0	..	..	131.4
4	FORESTRY PRODUCTS	..	..	..	..	..	33.6	..	..
5	FISH LANDINGS	..	..	..	..	9.8	..	..	..
6	HUNTING & TRAPPING PRODUCTS	..	..	..	..	..	..	..	..
7	IRON ORES & CONCENTRATES	..	..	..	..	..	..	..	..
8	OTHER METAL ORES & CONCENTRATES	..	..	..	..	..	..	..	..
9	COAL	..	..	..	..	..	1.2	..	..
10	CRUDE MINERAL OILS	..	..	..	..	..	..	1.2	..
11	NATURAL GAS	..	..	..	..	..	56.7	..	..
12	NON-METALLIC MINERALS	..	..	..	1.8	9.1	..	..	1.4
13	SERVICES INCIDENTAL TO MINING	..	..	..	..	..	..	..	..
14	MEAT PRODUCTS	..	..	..	..	2128.5	..	..	..
15	DAIRY PRODUCTS	..	..	..	..	1105.0	..	..	..
16	FISH PRODUCTS	..	..	..	..	95.3	..	..	..
17	FRUITS & VEGETABLES PREPARATIONS	..	..	..	..	743.2	..	..	..
18	FEEDS	..	..	..	..	120.4	..	..	..
19	FLOUR,WHEAT,MEAL & OTHER CEREALS	..	..	..	..	32.6	..	..	..
20	BREAKFAST CEREAL & BAKERY PROD.	..	..	..	..	667.4	..	..	..
21	SUGAR	..	..	..	..	42.3	..	..	..
22	MISC. FOOD PRODUCTS	..	..	..	..	922.7	..	..	..
23	SOFT DRINKS	..	..	..	..	322.3	..	..	..
24	ALCOHOLIC BEVERAGES	..	..	..	..	932.2	..	..	..
25	TOBACCO PROCESSED UNMANUFACTURED	..	..	..	..	..	..	..	..
26	CIGARETTES & TOBACCO MFG.	..	..	..	..	475.4	..	..	..
27	TIRES & TUBES	157.2	..	..	..	..	..	..	..
28	OTHER RUBBER PRODUCTS	2.6	3.5	54.8	14.8	..	..	..	4.2
29	PLASTIC FABRICATED PRODUCTS	..	2.1	..	40.8	..	..	..	46.4
30	LEATHER & LEATHER PRODUCTS	..	..	443.8	57.1	..	..	..	..
31	YARNS & MAN MADE FIBRES	..	..	..	30.3	..	..	..	..
32	FABRICS	..	..	..	148.8	..	..	..	..
33	OTHER TEXTILE PRODUCTS	..	262.5	..	213.9	..	..	..	52.7
34	HOSIERY & KNITTED WEAR	..	..	..	760.2	..	..	..	..
35	CLOTHING & ACCESSORIES	..	..	..	1806.0	..	..	..	..
36	LUMBER & TIMBER	..	..	..	30.4	..	..	..	..
37	VENEER & PLYWOOD	..	..	..	21.9	..	..	..	..
38	OTHER WOOD FABRICATED MATERIALS	..	25.4	..	7.4	..	1.3	..	..
39	FURNITURE & FIXTURES	..	779.3	..	29.5	..	..	..	..
40	PULP	..	..	..	..	..	..	..	..
41	NEWSPRINT & OTHER PAPER STOCK	..	..	..	2.7	..	..	..	1.6
42	PAPER PRODUCTS	..	..	..	24.9	0.2	..	..	291.4
43	PRINTING & PUBLISHING	..	..	..	651.5	..	..	..	..
44	ADVERTISING,PRINT MEDIA	..	..	..	..	..	..	..	..
45	IRON & STEEL PRODUCTS	..	..	..	..	..	..	..	..
46	ALUMINUM PRODUCTS	..	..	..	..	..	..	..	..
47	COPPER & COPPER ALLOY PRODUCTS	..	..	..	..	..	..	..	..
48	NICKEL PRODUCTS	..	..	..	..	..	..	..	..
49	OTHER NON FERROUS METAL PRODUCTS	..	..	..	1.5	..	..	..	..
50	BOILERS, TANKS & PLATES	..	..	..	..	..	..	..	..
51	FABRICATED STRUCTURAL METAL PROD.	..	..	..	2.4	..	..	..	..
52	OTHER METAL FABRICATED PRODUCTS	..	50.3	..	202.0	..	..	..	11.2
53	AGRICULTURAL MACHINERY	..	37.2	..	..	..	..	..	..
54	OTHER INDUSTRIAL MACHINERY	..	74.3	..	35.3	..	..	..	..
55	MOTOR VEHICLES	2975.2	256.7	..	..	..	..	..	..
56	MOTOR VEHICLE PARTS	231.9	..	..	..	..	..	..	..
57	OTHER TRANSPORT EQUIPMENT	..	140.4	..	..	..	..	..	..
58	APPLIANCES & RECEIVERS,HOUSEHOLD	..	1411.6	..	..	..	..	..	..
59	OTHER ELECTRICAL PRODUCTS	24.1	50.0	..	107.5	..	..	..	..
60	CEMENT & CONCRETE PRODUCTS	..	..	..	6.8	..	..	..	..
61	OTHER NON-METALLIC MINERAL PROD.	..	..	..	127.8	..	..	..	..
62	GASOLINE & FUEL OIL	..	..	..	..	..	335.1	586.2	..
63	OTHER PETROLEUM & COAL PROD.	..	..	..	0.4	..	12.3	42.2	1.4
64	INDUSTRIAL CHEMICALS	..	1.0	..	..	0.1	..	..	2.5
65	FERTILIZERS	..	..	..	..	..	..	..	6.3
66	PHARMACEUTICALS	..	..	..	..	..	..	..	376.8
67	OTHER CHEMICAL PRODUCTS	..	18.7	..	63.6	19.0	..	11.6	589.0
68	SCIENTIFIC EQUIPMENT	..	246.6	..	81.7	..	..	..	77.0
69	OTHER MANUFACTURED PRODUCTS	..	589.8	..	298.4	0.4	..	..	31.6
70	RESIDENTIAL CONSTRUCTION	..	..	..	..	..	..	..	..
71	NON-RESIDENTIAL CONSTRUCTION	..	..	..	..	..	..	..	..
72	REPAIR CONSTRUCTION	..	..	..	..	..	..	..	..
73	PIPELINE TRANSPORTATION	..	..	..	..	..	85.5	5.9	..
74	TRANSPORTATION & STORAGE	..	..	..	..	..	..	..	..
75	RADIO & TELEVISION BROADCASTING	..	..	..	..	..	..	..	..
76	TELEPHONE & TELEGRAPH	..	..	..	..	..	..	..	..
77	POSTAL SERVICES	..	..	..	..	..	..	..	..
78	ELECTRIC POWER	..	..	..	..	..	1231.7	..	..
79	OTHER UTILITIES	..	..	..	..	..	245.6	..	..
80	WHOLESALE MARGINS	496.5	396.0	206.5	247.7	546.2	257.8	272.7	205.0
81	RETAIL MARGINS	927.0	1382.5	1898.0	812.6	2139.6	7.3	437.3	734.5
82	IMPUTED RENT OWNER OCPD, DWEL	..	..	..	..	..	..	..	..
83	OTHER FINANCE,INS,REAL ESTATE	..	..	..	..	..	..	..	..
84	BUSINESS SERVICES	..	..	..	..	..	..	..	..
85	EDUCATION SERVICES	..	..	..	..	..	..	..	..
86	HEALTH SERVICES	..	..	..	..	..	..	..	..
87	AMUSEMENT & RECREATION SERVICES	..	..	..	..	..	..	..	..
88	ACCOMMODATION & FOOD SERVICES	..	..	..	..	..	..	..	..
89	OTHER PERSONAL & MISC. SERVICES	677.2	140.6	37.5	21.4	..	..	..	..
90	TRANSPORTATION MARGINS	66.7	79.4	91.8	69.8	246.6	14.7	40.5	47.1
91	OPERATING, OFFICE, LAB. & FOOD	..	..	..	..	..	..	..	..
92	TRAVEL, ADVERTISING & PROMOTION	..	..	..	..	..	..	..	..
93	NON-COMPETING IMPORTS	..	..	..	..	126.0	..	..	..
94	UNALLOCATED IMPORTS & EXPORTS	..	..	..	..	..	..	..	..
95	INDIRECT TAXES	633.3	799.9	585.0	343.7	2817.3	89.8	804.8	269.1
96	SUBSIDIES	..	..	..	..	..	..	..	..
97	WAGES & SALARIES	..	..	..	..	..	..	..	..
98	SUPPLEMENTARY LABOUR INCOME	..	..	..	..	..	..	..	..
99	NET INCOME,UNINC. BUSINESS	..	..	..	..	..	..	..	..
100	OTHER OPERATING SURPLUS	..	..	..	..	..	..	..	..
	<b>TOTAL</b>	<b>6191.6</b>	<b>6747.8</b>	<b>5823.5</b>	<b>3712.3</b>	<b>14137.6</b>	<b>2372.6</b>	<b>2201.2</b>	<b>2880.3</b>

NOTE: DETAIL MAY NOT ADD DUE TO ROUNDING AND SUPPRESSION OF CONFIDENTIAL COMMODITIES.

TABLE 42. FINAL DEMAND MATRIX (AGGREGATION - M), 1977 (MILLIONS OF 1971 DOLLARS) - CONTINUED

NO.	COMMODITY AGGREGATION - M	CE, GROSS RENT	CE, MEDICAL & HOSPITAL	CE, TRANSP & COMMUNICAT	CE, EXP RESTAURANT & HOTELS	CE, NET EXPEND. ABROAD	CE, OTHER SERVICES	CON MANU-FACTURING	CON MINING QUARRYING OIL WELLS
1	GRAINS.....	..	..	..	..	..	..	..	..
2	LIVE ANIMALS.....	..	..	..	..	..	..	..	..
3	OTHER AGRICULTURAL PRODUCTS.....	..	26.8	..	..	..	..	..	..
4	FORESTRY PRODUCTS.....	..	..	..	..	..	..	..	..
5	FISH LANDINGS.....	..	..	..	..	..	..	..	..
6	HUNTING & TRAPPING PRODUCTS.....	..	..	..	..	..	..	..	..
7	IRON ORES & CONCENTRATES.....	..	..	..	..	..	..	..	..
8	OTHER METAL ORES & CONCENTRATES.....	..	..	..	..	..	..	..	..
9	COAL.....	..	..	..	..	..	0.3	..	..
10	CRUDE MINERAL OILS.....	..	..	..	..	..	..	..	..
11	NATURAL GAS.....	..	..	..	..	..	5.3	..	..
12	NON-METALLIC MINERALS.....	..	..	..	..	..	..	..	..
13	SERVICES INCIDENTAL TO MINING.....	..	..	..	..	..	..	..	..
14	MEAT PRODUCTS.....	..	..	..	..	..	..	..	..
15	DAIRY PRODUCTS.....	..	..	..	..	..	..	..	..
16	FISH PRODUCTS.....	..	..	..	..	..	..	..	..
17	FRUITS & VEGETABLES PREPARATIONS.....	..	..	..	..	..	..	..	..
18	FEEDS.....	..	..	..	..	..	..	..	..
19	FLOUR,WHEAT,MEAL & OTHER CEREALS.....	..	..	..	..	..	..	..	..
20	BREAKFAST CEREAL & BAKERY PROD.....	..	..	..	..	..	..	..	..
21	SUGAR.....	..	..	..	..	..	..	..	..
22	MISC. FOOD PRODUCTS.....	..	..	..	..	..	..	..	..
23	SOFT DRINKS.....	..	..	..	..	..	..	..	..
24	ALCOHOLIC BEVERAGES.....	..	..	..	..	..	..	..	..
25	TOBACCO PROCESSED UNMANUFACTURED.....	..	..	..	..	..	..	..	..
26	CIGARETTES & TOBACCO MFG.....	..	..	..	..	..	..	..	..
27	TIRES & TUBES.....	..	..	..	..	..	..	..	..
28	OTHER RUBBER PRODUCTS.....	..	..	..	..	..	..	..	..
29	PLASTIC FABRICATED PRODUCTS.....	..	..	..	..	..	..	..	..
30	LEATHER & LEATHER PRODUCTS.....	..	..	..	..	..	..	..	..
31	YARNS & MAN MADE FIBRES.....	..	..	..	..	..	..	..	..
32	FABRICS.....	..	..	..	..	..	..	..	..
33	OTHER TEXTILE PRODUCTS.....	..	..	..	..	..	7.1	..	..
34	HOSIERY & KNITTED WEAR.....	..	..	..	..	..	..	..	..
35	CLOTHING & ACCESSORIES.....	..	..	..	..	..	..	..	..
36	LUMBER & TIMBER.....	..	..	..	..	..	..	..	..
37	VENER & PLYWOOD.....	..	..	..	..	..	..	..	..
38	OTHER WOOD FABRICATED MATERIALS.....	..	..	..	..	..	..	..	..
39	FURNITURE & FIXTURES.....	..	..	..	..	..	..	..	..
40	PULP.....	..	..	..	..	..	..	..	..
41	NEWSPRINT & OTHER PAPER STOCK.....	..	..	..	..	..	..	..	..
42	PAPER PRODUCTS.....	..	..	..	..	..	..	..	..
43	PRINTING & PUBLISHING.....	..	..	..	..	..	42.6	..	..
44	ADVERTISING,PRINT MEDIA.....	..	..	..	..	..	..	..	..
45	IRON & STEEL PRODUCTS.....	..	..	..	..	..	..	..	..
46	ALUMINUM PRODUCTS.....	..	..	..	..	..	..	..	..
47	COPPER & COPPER ALLOY PRODUCTS.....	..	..	..	..	..	..	..	..
48	NICKEL PRODUCTS.....	..	..	..	..	..	..	..	..
49	OTHER NON FERROUS METAL PRODUCTS.....	..	..	..	..	..	..	..	..
50	BOILERS, TANKS & PLATES.....	..	..	..	..	..	..	..	..
51	FABRICATED STRUCTURAL METAL PROD.....	..	..	..	..	..	..	..	..
52	OTHER METAL FABRICATED PRODUCTS.....	..	..	..	..	..	..	..	..
53	AGRICULTURAL MACHINERY.....	..	..	..	..	..	..	..	..
54	OTHER INDUSTRIAL MACHINERY.....	..	..	..	..	..	..	..	..
55	MOTOR VEHICLES.....	..	..	..	..	..	..	..	..
56	MOTOR VEHICLE PARTS.....	..	..	..	..	..	..	..	..
57	OTHER TRANSPORT EQUIPMENT.....	..	..	..	..	..	..	..	..
58	APPLIANCES & RECEIVERS,HOUSEHOLD.....	..	..	..	..	..	..	..	..
59	OTHER ELECTRICAL PRODUCTS.....	..	..	..	..	..	..	..	..
60	CEMENT & CONCRETE PRODUCTS.....	..	..	..	..	..	..	..	..
61	OTHER NON-METALLIC MINERAL PROD.....	..	..	..	..	..	..	..	..
62	GASOLINE & FUEL OIL.....	..	..	..	..	..	20.2	..	..
63	OTHER PETROLEUM & COAL PROD.....	..	..	..	..	..	0.5	..	..
64	INDUSTRIAL CHEMICALS.....	..	..	..	..	..	..	..	..
65	FERTILIZERS.....	..	..	..	..	..	..	..	..
66	PHARMACEUTICALS.....	..	..	..	..	..	0.7	..	..
67	OTHER CHEMICAL PRODUCTS.....	..	..	..	..	..	..	..	..
68	SCIENTIFIC EQUIPMENT.....	..	..	..	..	..	..	..	..
69	OTHER MANUFACTURED PRODUCTS.....	..	..	..	..	..	10.2	..	..
70	RESIDENTIAL CONSTRUCTION.....	..	..	..	..	..	..	..	..
71	NON-RESIDENTIAL CONSTRUCTION.....	..	..	..	..	..	..	..	..
72	REPAIR CONSTRUCTION.....	..	..	..	..	..	..	987.5	1622.5
73	PIPELINE TRANSPORTATION.....	..	..	..	..	..	37.3	..	..
74	TRANSPORTATION & STORAGE.....	..	..	1493.2	..	..	5.2	..	..
75	RADIO & TELEVISION BROADCASTING.....	..	..	..	..	..	24.6	..	..
76	TELEPHONE & TELEGRAPH.....	..	..	1324.5	..	..	154.4	..	..
77	POSTAL SERVICES.....	..	..	93.2	..	..	37.0	..	..
78	ELECTRIC POWER.....	..	..	..	..	..	17.3	..	..
79	OTHER UTILITIES.....	334.6	..	..	..	..	43.8	..	..
80	WHOLESALE MARGINS.....	..	..	..	..	..	20.6	..	..
81	RETAIL MARGINS.....	..	..	..	..	..	13.0	..	..
82	IMPUTED RENT OWNER OCPD DWEL.....	7164.4	..	..	..	..	21.3	..	..
83	OTHER FINANCE,INS,REAL ESTATE.....	3566.5	156.6	722.8	..	..	3362.5	..	..
84	BUSINESS SERVICES.....	..	..	14.4	..	..	375.7	..	..
85	EDUCATION SERVICES.....	..	..	..	..	..	412.0	..	..
86	HEALTH SERVICES.....	..	1110.6	..	..	..	0.1	..	..
87	AMUSEMENT & RECREATION SERVICES.....	..	..	..	..	..	1150.9	..	..
88	ACCOMMODATION & FOOD SERVICES.....	..	..	..	4374.3	..	-46.5	..	..
89	OTHER PERSONAL & MISC. SERVICES.....	153.8	..	98.6	..	..	1090.2	..	..
90	TRANSPORTATION MARGINS.....	..	..	..	..	..	3.5	..	..
91	OPERATING, OFFICE, LAB & FOOD.....	..	..	..	..	..	209.1	..	..
92	TRAVEL, ADVERTISING & PROMOTION.....	..	..	..	..	..	130.4	..	..
93	NON-COMPETING IMPORTS.....	..	..	..	..	..	..	..	..
94	UNALLOCATED IMPORTS & EXPORTS.....	..	..	..	..	1014.5	..	..	..
95	INDIRECT TAXES.....	1.5	..	62.5	167.7	..	161.6	..	..
96	SUBSIDIES.....	..	..	..	..	..	..	..	..
97	WAGES & SALARIES.....	..	..	..	..	..	2197.4	..	..
98	SUPPLEMENTARY LABOUR INCOME.....	..	..	..	..	..	158.2	..	..
99	NET INCOME,UNINC. BUSINESS.....	..	..	..	..	..	..	..	..
100	OTHER OPERATING SURPLUS.....	..	..	..	..	..	181.5	..	..
	TOTAL.....	11220.8	1294.0	3809.1	4741.9	1014.5	9848.1	987.5	1622.5

NOTE: DETAIL MAY NOT ADD DUE TO ROUNDING AND SUPPRESSION OF CONFIDENTIAL COMMODITIES.

TABLE 42. FINAL DEMAND MATRIX (AGGREGATION - M), 1977 (MILLIONS OF 1971 DOLLARS) - CONTINUED

NO.	COMMODITY AGGREGATION - M	CON HOUSING & COMMISSION	CON OTHER BUSINESS	CON GOVERNMENT	M&E MANU-FACTURING	M&E MINING QUARRYING OIL WELLS	M&E OTHER BUSINESS	M&E GOVERNMENT	INVEN-TORIES
1	GRAINS	..	..	..	..	..	..	..	37.4
2	LIVE ANIMALS	..	..	..	..	..	..	..	-161.5
3	OTHER AGRICULTURAL PRODUCTS	..	..	..	..	..	..	..	54.4
4	FORESTRY PRODUCTS	..	..	..	..	..	..	..	-45.9
5	FISH LANDINGS	..	..	..	..	..	..	..	..
6	HUNTING & TRAPPING PRODUCTS	..	..	..	..	..	..	..	..
7	IRON ORES & CONCENTRATES	..	..	..	..	..	..	..	-13.8
8	OTHER METAL ORES & CONCENTRATES	..	..	..	..	..	..	..	49.6
9	COAL	..	..	..	..	..	..	..	5.5
10	CRUDE MINERAL OILS	..	..	..	..	..	..	..	-1.0
11	NATURAL GAS	..	..	..	..	..	..	..	4.5
12	NON-METALLIC MINERALS	..	..	..	..	..	..	..	10.8
13	SERVICES INCIDENTAL TO MINING	..	..	..	..	..	..	..	..
14	MEAT PRODUCTS	..	..	..	..	..	..	..	-8.5
15	DAIRY PRODUCTS	..	..	..	..	..	..	..	-11.2
16	FISH PRODUCTS	..	..	..	..	..	..	..	4.8
17	FRUITS & VEGETABLES PREPARATIONS	..	..	..	..	..	..	..	-6.7
18	FEEDS	..	..	..	..	..	..	..	12.2
19	FLOUR,WHEAT,MEAL & OTHER CEREALS	..	..	..	..	..	..	..	-0.3
20	BREAKFAST CEREAL & BAKERY PROD.	..	..	..	..	..	..	..	-6.5
21	SUGAR	..	..	..	..	..	..	..	0.4
22	MISC. FOOD PRODUCTS	..	..	..	..	..	..	..	9.8
23	SOFT DRINKS	..	..	..	..	..	..	..	-2.6
24	ALCOHOLIC BEVERAGES	..	..	..	..	..	..	..	-34.7
25	TOBACCO PROCESSED UNMANUFACTURED	..	..	..	..	..	..	..	3.2
26	CIGARETTES & TOBACCO MFG.	..	..	..	..	..	..	..	9.1
27	TIRES & TUBES	..	..	..	..	..	1.1	..	50.6
28	OTHER RUBBER PRODUCTS	..	..	..	2.5	2.9	6.6	3.2	5.2
29	PLASTIC FABRICATED PRODUCTS	..	..	..	1.7	..	1.7	..	-4.7
30	LEATHER & LEATHER PRODUCTS	..	..	..	..	..	..	..	-11.7
31	YARNS & MAN MADE FIBRES	..	..	..	..	..	..	..	-6.2
32	FABRICS	..	..	..	..	..	..	..	6.2
33	OTHER TEXTILE PRODUCTS	..	..	..	2.6	..	8.6	1.4	1.7
34	HOSIERY & KNITTED WEAR	..	..	..	..	..	..	..	-37.7
35	CLOTHING & ACCESSORIES	..	..	..	..	..	..	..	-105.5
36	LUMBER & TIMBER	..	..	..	..	..	..	..	-2.0
37	VENEER & PLYWOOD	..	..	..	..	..	..	..	-26.5
38	OTHER WOOD FABRICATED MATERIALS	..	..	..	9.6	..	8.6	0.3	-35.0
39	FURNITURE & FIXTURES	..	..	..	51.5	3.3	117.4	49.0	40.9
40	PULP	..	..	..	..	..	..	..	22.1
41	NEWSPRINT & OTHER PAPER STOCK	..	..	..	..	..	..	..	-17.8
42	PAPER PRODUCTS	..	..	..	..	..	..	..	-6.4
43	PRINTING & PUBLISHING	..	..	..	..	..	..	..	23.0
44	ADVERTISING,PRINT MEDIA	..	..	..	..	..	..	..	..
45	IRON & STEEL PRODUCTS	..	..	..	..	..	..	..	-4.3
46	ALUMINUM PRODUCTS	..	..	..	..	..	..	..	28.3
47	COPPER & COPPER ALLOY PRODUCTS	..	..	..	..	..	..	..	2.0
48	NICKEL PRODUCTS	..	..	..	..	..	..	..	16.4
49	OTHER NON FERROUS METAL PRODUCTS	..	..	..	..	..	-77.8	..	14.5
50	BOILERS, TANKS & PLATES	..	..	..	57.5	0.5	16.7	1.8	-11.0
51	FABRICATED STRUCTURAL METAL PROD.	..	..	..	0.3	..	1.1	0.6	-58.0
52	OTHER METAL FABRICATED PRODUCTS	..	..	..	61.1	9.5	73.0	21.7	-29.7
53	AGRICULTURAL MACHINERY	..	..	..	0.1	..	828.9	5.2	-10.8
54	OTHER INDUSTRIAL MACHINERY	..	..	..	1238.7	271.9	775.8	62.5	-214.1
55	MOTOR VEHICLES	101.8	..	..	338.3	89.7	1202.3	128.4	18.7
56	MOTOR VEHICLE PARTS	..	..	..	19.4	3.1	59.7	3.1	182.5
57	OTHER TRANSPORT EQUIPMENT	..	..	..	23.2	24.0	271.5	104.0	30.6
58	APPLIANCES & RECEIVERS,HOUSEHOLD	..	..	..	5.2	0.5	130.1	9.3	-30.5
59	OTHER ELECTRICAL PRODUCTS	..	..	..	100.6	30.8	1361.1	31.0	-18.5
60	CEMENT & CONCRETE PRODUCTS	..	..	..	..	..	..	..	-13.1
61	OTHER NON-METALLIC MINERAL PROD.	..	..	..	14.5	..	0.7	0.3	-19.6
62	GASOLINE & FUEL OIL	..	..	..	..	..	..	..	186.5
63	OTHER PETROLEUM & COAL PROD.	..	..	..	..	..	..	..	-1.0
64	INDUSTRIAL CHEMICALS	..	..	..	..	..	36.5	..	8.3
65	FERTILIZERS	..	..	..	..	..	..	..	16.7
66	PHARMACEUTICALS	..	..	..	..	..	..	..	3.9
67	OTHER CHEMICAL PRODUCTS	..	..	..	..	..	..	..	-5.8
68	SCIENTIFIC EQUIPMENT	..	..	..	44.1	9.3	82.7	84.6	-15.0
69	OTHER MANUFACTURED PRODUCTS	..	..	..	0.6	..	40.0	4.5	2.5
70	RESIDENTIAL CONSTRUCTION	5296.1	..	15.4	..	..	..	..	..
71	NON-RESIDENTIAL CONSTRUCTION	..	5211.8	3297.9	..	..	..	..	..
72	REPAIR CONSTRUCTION	..	..	..	..	..	..	..	..
73	PIPELINE TRANSPORTATION	..	..	..	..	..	..	..	..
74	TRANSPORTATION & STORAGE	..	..	..	..	..	..	..	..
75	RADIO & TELEVISION BROADCASTING	..	..	..	..	..	..	..	..
76	TELEPHONE & TELEGRAPH	..	..	..	..	..	..	..	..
77	POSTAL SERVICES	..	..	..	..	..	..	..	..
78	ELECTRIC POWER	..	..	..	..	..	..	..	..
79	OTHER UTILITIES	..	..	..	..	..	..	..	..
80	WHOLESALE MARGINS	10.8	..	..	453.7	98.5	595.3	58.5	..
81	RETAIL MARGINS	12.4	..	..	34.8	9.2	187.4	11.8	..
82	IMPUTED RENT OWNER OCPD. DWEL.	..	..	..	..	..	..	..	..
83	OTHER FINANCE,INS,REAL ESTATE	927.0	..	..	..	..	..	..	..
84	BUSINESS SERVICES	..	..	..	..	..	..	..	..
85	EDUCATION SERVICES	..	..	..	..	..	..	..	..
86	HEALTH SERVICES	..	..	..	..	..	..	..	..
87	AMUSEMENT & RECREATION SERVICES	..	..	..	..	..	..	..	..
88	ACCOMMODATION & FOOD SERVICES	..	..	..	..	..	..	..	..
89	OTHER PERSONAL & MISC. SERVICES	..	..	..	..	..	..	..	..
90	TRANSPORTATION MARGINS	2.0	..	..	51.5	13.1	92.2	10.6	..
91	OPERATING, OFFICE, LAB & FOOD	..	..	..	..	..	..	..	..
92	TRAVEL, ADVERTISING & PROMOTION	..	..	..	..	..	..	..	..
93	NON-COMPETING IMPORTS	..	..	..	..	..	..	..	9.9
94	UNALLOCATED IMPORTS & EXPORTS	..	..	..	..	..	..	..	..
95	INDIRECT TAXES	8.7	..	..	214.8	29.9	591.3	40.5	..
96	SUBSIDIES	..	..	..	..	..	..	..	..
97	WAGES & SALARIES	..	..	..	..	..	..	..	..
98	SUPPLEMENTARY LABOUR INCOME	..	..	..	..	..	..	..	..
99	NET INCOME,UNINC. BUSINESS	..	..	..	..	..	..	..	..
100	OTHER OPERATING SURPLUS	..	..	..	..	..	..	..	..
	TOTAL	6358.9	5211.8	3313.3	2726.3	596.1	6412.5	632.1	-251.4

NOTE: DETAIL MAY NOT ADD DUE TO ROUNDING AND SUPPRESSION OF CONFIDENTIAL COMMODITIES.

TABLE 42. FINAL DEMAND MATRIX (AGGREGATION - M), 1977 (MILLIONS OF 1971 DOLLARS) - CONCLUDED

NO.	COMMODITY AGGREGATION - M	DOMESTIC EXPORTS	RE-EXPORTS	IMPORTS	GOVT GROSS CURRENT EXPEND.	GOVT SALE OF GOODS & SERVICES	FINAL EXPEND ON GDP
1	GRAINS	912.2	0.2	-47.5	--	--	902.2
2	LIVE ANIMALS	110.0	0.4	-35.4	--	-2.4	111.2
3	OTHER AGRICULTURAL PRODUCTS	234.2	1.0	-396.2	21.0	-5.8	616.8
4	FORESTRY PRODUCTS	38.0	0.1	-37.2	--	-0.9	-12.5
5	FISH LANDINGS	28.9	--	-22.8	--	-0.4	15.5
6	HUNTING & TRAPPING PRODUCTS	15.3	0.5	-22.4	--	--	-6.6
7	IRON ORES & CONCENTRATES	489.9	--	-42.4	--	--	433.6
8	OTHER METAL ORES & CONCENTRATES	607.4	--	-224.2	--	--	433.1
9	COAL	150.7	--	-220.5	2.0	-24.2	-65.0
10	CRUDE MINERAL OILS	337.7	--	-682.1	--	--	-345.4
11	NATURAL GAS	157.2	--	--	13.3	-1.2	235.8
12	NON-METALLIC MINERALS	276.7	3.7	-97.5	33.5	-0.6	238.9
13	SERVICES INCIDENTAL TO MINING	--	--	--	--	-0.3	-0.3
14	MEAT PRODUCTS	215.8	2.5	-269.9	0.1	-0.8	2067.6
15	DAIRY PRODUCTS	83.9	0.2	-35.6	--	--	1142.3
16	FISH PRODUCTS	299.4	1.9	-83.7	--	--	317.7
17	FRUITS & VEGETABLES PREPARATIONS	55.8	1.2	-244.9	--	--	548.7
18	FEEDS	67.1	--	-62.7	--	-0.6	136.5
19	FLOUR,WHEAT,MEAL & OTHER CEREALS	49.6	0.3	-16.7	--	--	65.5
20	BREAKFAST CEREAL & BAKERY PROD.	15.2	0.1	-25.9	--	--	650.3
21	SUGAR	26.1	--	-1.4	--	--	67.4
22	MISC. FOOD PRODUCTS	75.0	9.7	-262.4	--	--	735.2
23	SOFT DRINKS	0.6	--	-3.2	--	--	317.1
24	ALCOHOLIC BEVERAGES	267.4	0.1	-245.2	--	--	919.8
25	TOBACCO PROCESSED UNMANUFACTURED	36.2	0.1	-6.7	--	--	32.8
26	CIGARETTES & TOBACCO MFG	4.5	0.2	-12.3	--	--	476.9
27	TIRES & TUBES	85.6	2.2	-191.3	--	--	105.4
28	OTHER RUBBER PRODUCTS	17.0	1.0	-127.0	--	--	-8.7
29	PLASTIC FABRICATED PRODUCTS	49.6	1.9	-234.4	--	--	-94.6
30	LEATHER & LEATHER PRODUCTS	30.1	3.1	-253.9	0.4	--	269.0
31	YARNS & MAN MADE FIBRES	51.7	1.7	-216.8	--	--	-139.4
32	FABRICS	36.0	4.6	-462.2	0.3	--	-266.3
33	OTHER TEXTILE PRODUCTS	33.6	2.9	-244.2	23.0	--	365.8
34	HOSIERY & KNITTED WEAR	4.3	0.4	-208.4	0.6	--	519.3
35	CLOTHING & ACCESSORIES	68.5	4.0	-334.9	18.4	-2.3	1454.2
36	LUMBER & TIMBER	1226.6	1.0	-92.4	--	-15.6	1148.0
37	VENEER & PLYWOOD	69.0	0.3	-32.9	--	--	11.9
38	OTHER WOOD FABRICATED MATERIALS	144.2	0.7	-76.9	--	--	85.7
39	FURNITURE & FIXTURES	53.6	1.4	-164.0	4.4	-1.1	863.4
40	PULP	908.8	--	-15.5	--	--	871.2
41	NEWSPRINT & OTHER PAPER STOCK	1285.1	0.2	-137.2	--	--	1134.5
42	PAPER PRODUCTS	52.8	2.5	-238.2	--	--	127.1
43	PRINTING & PUBLISHING	63.5	8.3	-377.8	103.3	-17.4	496.9
44	ADVERTISING,PRINT MEDIA	--	--	--	--	-1.2	-1.2
45	IRON & STEEL PRODUCTS	411.4	6.2	-385.7	--	--	27.7
46	ALUMINUM PRODUCTS	390.3	0.8	-98.1	--	--	321.3
47	COPPER & COPPER ALLOY PRODUCTS	396.1	0.7	-83.3	--	--	315.4
48	NICKEL PRODUCTS	504.0	14.2	-32.4	--	--	502.2
49	OTHER NON FERROUS METAL PRODUCTS	367.9	3.3	-145.3	--	-1.2	162.8
50	BOILERS, TANKS & PLATES	37.6	1.1	-37.7	--	--	66.6
51	FABRICATED STRUCTURAL METAL PROD.	105.6	0.8	-69.5	--	--	-16.8
52	OTHER METAL FABRICATED PRODUCTS	250.1	18.2	-847.5	39.7	--	-140.3
53	AGRICULTURAL MACHINERY	345.8	18.6	-834.3	--	--	390.6
54	OTHER INDUSTRIAL MACHINERY	856.8	132.8	-2802.0	25.2	-1.2	455.8
55	MOTOR VEHICLES	4470.8	13.9	-3518.6	71.0	-1.1	6147.0
56	MOTOR VEHICLE PARTS	2187.6	61.0	-3987.1	--	-0.6	-1239.5
57	OTHER TRANSPORT EQUIPMENT	483.3	68.7	-501.9	180.3	-24.0	800.1
58	APPLIANCES & RECEIVERS,HOUSEHOLD	87.4	4.3	-1010.0	0.1	--	808.0
59	OTHER ELECTRICAL PRODUCTS	441.1	42.1	-1177.6	55.9	--	1048.3
60	CEMENT & CONCRETE PRODUCTS	32.6	0.1	-9.8	--	--	16.5
61	OTHER NON-METALLIC MINERAL PROD.	104.5	1.8	-386.2	--	--	-156.2
62	GASOLINE & FUEL OIL	60.2	2.2	-51.4	130.6	-1.0	1268.5
63	OTHER PETROLEUM & COAL PROD.	163.2	0.2	-73.6	4.0	-0.1	149.5
64	INDUSTRIAL CHEMICALS	--	5.6	-686.6	19.5	-23.6	-224.9
65	FERTILIZERS	--	--	-61.8	--	--	167.8
66	PHARMACEUTICALS	33.9	14.7	-157.8	133.4	-3.5	401.9
67	OTHER CHEMICAL PRODUCTS	91.1	3.7	-475.1	48.0	--	863.8
68	SCIENTIFIC EQUIPMENT	124.7	27.7	-860.5	110.4	-15.5	-2.3
69	OTHER MANUFACTURED PRODUCTS	97.2	16.9	-709.2	1.3	-5.4	378.9
70	RESIDENTIAL CONSTRUCTION	--	--	--	--	--	5311.6
71	NON-RESIDENTIAL CONSTRUCTION	--	--	--	53.5	--	11173.1
72	REPAIR CONSTRUCTION	--	--	--	614.0	--	651.3
73	PIPELINE TRANSPORTATION	213.9	--	-108.3	12.2	--	214.3
74	TRANSPORTATION & STORAGE	539.7	--	-126.0	411.1	-64.6	2278.0
75	RADIO & TELEVISION BROADCASTING	9.1	--	-12.0	--	--	151.6
76	TELEPHONE & TELEGRAPH	35.7	--	-47.4	254.2	-12.3	1591.7
77	POSTAL SERVICES	14.0	--	-7.3	64.8	--	182.0
78	ELECTRIC POWER	138.8	--	-9.7	255.1	-9.5	1650.1
79	OTHER UTILITIES	0.7	--	-1.4	105.0	-322.1	382.9
80	WHOLESALE MARGINS	806.1	--	-119.6	105.4	-5.6	4644.5
81	RETAIL MARGINS	--	--	--	62.1	--	8617.7
82	IMPUTED RENT OWNER OCPD. DWEL.	--	--	--	--	--	7164.4
83	OTHER FINANCE,INS.,REAL ESTATE	116.8	--	-580.8	533.2	-318.0	8486.7
84	BUSINESS SERVICES	329.5	--	-898.4	1153.5	-100.3	874.4
85	EDUCATION SERVICES	0.1	--	-0.2	254.7	-336.9	329.7
86	HEALTH SERVICES	0.3	--	-0.5	1690.3	-286.7	2514.1
87	AMUSEMENT & RECREATION SERVICES	1.0	--	-11.5	25.3	-227.5	938.2
88	ACCOMMODATION & FOOD SERVICES	--	--	--	13.1	-55.0	4485.9
89	OTHER PERSONAL & MISC SERVICES	54.2	--	-73.3	531.4	-410.5	2320.9
90	TRANSPORTATION MARGINS	1136.7	2.2	--	36.8	--	2005.1
91	OPERATING, OFFICE, LAB. & FOOD	--	--	--	1335.1	--	1544.2
92	TRAVEL, ADVERTISING & PROMOTION	--	--	--	532.4	--	662.8
93	NON-COMPETING IMPORTS	--	--	-412.8	--	--	-276.9
94	UNALLOCATED IMPORTS & EXPORTS	1704.4	4.8	-3018.7	--	--	-294.9
95	INDIRECT TAXES	14.9	--	1523.8	133.0	--	9293.0
96	SUBSIDIES	--	--	--	--	--	--
97	WAGES & SALARIES	--	--	--	12592.5	--	14789.9
98	SUPPLEMENTARY LABOUR INCOME	--	--	--	1384.1	--	1542.3
99	NET INCOME,UNINC. BUSINESS	--	--	--	--	--	--
100	OTHER OPERATING SURPLUS	--	--	--	1820.4	--	2001.9
	TOTAL	26512.3	525.8	-29433.9	25012.9	-2301.4	123920.6

NOTE: DETAIL MAY NOT ADD DUE TO ROUNDING AND SUPPRESSION OF CONFIDENTIAL COMMODITIES.

TABLE 43. MAKE (OUTPUT) MATRIX (AGGREGATION - S), 1978 (MILLIONS OF 1971 DOLLARS)

NO.	COMMODITY AGGREGATION - S	AGRICUL- TURE	FORES- TRY	FISHING, HUNTING & TRAPPING	MINES QUARRIES & OIL WELLS	MANUFAC- TURING	CONSTRUC- TION
1	GRAINS	1327.6	--	--	--	0.1	--
2	OTHER AGRICULTURAL PRODUCTS	4232.7	15.6	--	--	8.0	--
3	FORESTRY PRODUCTS	42.4	1659.6	--	--	52.1	--
4	FISHING & TRAPPING PRODUCTS	--	--	255.7	--	--	--
5	METALLIC ORES & CONCENTRATES	--	--	--	1938.6	107.3	--
6	MINERALS FUELS	--	--	--	2033.3	10.4	--
7	NON-METALLIC MINERALS	--	--	--	493.3	29.3	--
8	SERVICES INCIDENTAL TO MINING	--	--	--	1036.3	--	--
9	MEAT,FISH & DAIRY PRODUCTS	70.5	--	1.9	--	5251.3	--
10	FRUIT,VEG.,FEED,MISC.FOOD PROD.	12.0	--	--	--	4204.2	--
11	BEVERAGES	--	--	--	--	1384.2	--
12	TOBACCO & TOBACCO PRODUCTS	--	--	--	--	627.6	--
13	RUBBER,LEATHER,PLASTIC FAB.PRO	--	--	--	--	1951.7	--
14	TEXTILE PRODUCTS	--	--	--	--	2071.1	--
15	KNITTED PRODUCTS & CLOTHING	--	--	--	--	2330.9	--
16	LUMBER,SAWMILL,OTHER WOOD PROD.	--	14.5	--	--	3316.3	--
17	FURNITURE & FIXTURES	--	--	--	--	1005.6	--
18	PAPER & PAPER PRODUCTS	--	--	--	--	5075.5	--
19	PRINTING & PUBLISHING	--	--	--	--	2419.2	--
20	PRIMARY METAL PRODUCTS	--	--	--	1.0	5553.5	--
21	METAL FABRICATED PRODUCTS	--	--	--	--	4272.0	--
22	MACHINERY & EQUIPMENT	--	0.1	--	31.2	2977.1	--
23	AUTOS,TRUCKS,OTHER TRANSP. EQP.	--	--	--	--	11108.4	--
24	ELEC. & COMMUNICATIONS PROD.	--	--	--	--	3786.4	--
25	NON-METALLIC MINERAL PRODUCTS	--	--	--	6.0	1902.8	--
26	PETROLEUM & COAL PRODUCTS	--	--	--	115.0	3028.4	--
27	CHEMICALS,CHEMICAL PROD.	--	--	--	214.9	4183.4	--
28	MISC. MANUFACTURED PRODUCTS	--	--	--	--	1459.3	--
29	RESIDENTIAL CONSTRUCTION	--	--	--	--	--	5185.4
30	NON-RESIDENTIAL CONSTRUCTION	--	--	--	--	--	11199.6
31	REPAIR CONSTRUCTION	--	--	--	--	--	3525.4
32	TRANSPORTATION & STORAGE	--	3.1	--	--	--	--
33	COMMUNICATION SERVICES	--	--	--	--	--	--
34	OTHER UTILITIES	--	--	--	1.2	28.5	--
35	WHOLESALE MARGINS	--	2.7	--	9.6	1537.7	--
36	RETAIL MARGINS	--	--	--	--	--	--
37	IMPUTED RENT OWNER OCPD. DWEL.	--	--	--	--	--	--
38	OTHER FINANCE,INS.,REAL ESTATE	9.6	1.6	--	105.3	62.6	74.1
39	BUSINESS SERVICES	--	--	--	1.0	75.0	0.1
40	PERSONAL & OTHER MISC. SERVICE	--	33.3	3.0	26.9	249.6	59.5
41	TRANSPORTATION MARGINS	--	--	--	--	--	--
42	OPERATING,OFFICE,LAB & FOOD	--	--	--	--	--	--
43	TRAVEL, ADVERTISING, PROMOTION	--	--	--	--	--	--
	<b>TOTAL</b>	<b>5694.9</b>	<b>1730.5</b>	<b>260.6</b>	<b>6013.5</b>	<b>70069.5</b>	<b>20044.2</b>

NOTE: DETAIL MAY NOT ADD DUE TO ROUNDING.

TABLE 43. MAKE (OUTPUT) MATRIX (AGGREGATION - S), 1978 (MILLIONS OF 1971 DOLLARS) - CONTINUED

NO.	COMMODITY AGGREGATION - S	TRANS. & STORAGE	COMMUNI- CATION	ELEC POWER GAS,OTHER UTILITIES	WHOLESALE TRADE	RETAIL TRADE	FINANCE, INS. & REAL EST.
1	GRAINS	--	--	--	--	--	--
2	OTHER AGRICULTURAL PRODUCTS	--	--	--	--	3.5	--
3	FORESTRY PRODUCTS	--	--	1.8	1.9	--	--
4	FISHING & TRAPPING PRODUCTS	--	--	--	--	--	--
5	METALLIC ORES & CONCENTRATES	--	--	--	--	--	--
6	MINERALS FUELS	--	--	--	0.5	--	--
7	NON-METALLIC MINERALS	--	--	--	3.3	--	--
8	SERVICES INCIDENTAL TO MINING	--	--	--	--	--	--
9	MEAT,FISH & DAIRY PRODUCTS	--	--	--	1.0	234.9	--
10	FRUIT,VEG.,FEED,MISC.FOOD PROD.	--	--	--	31.8	5.7	--
11	BEVERAGES	--	--	--	0.7	--	--
12	TOBACCO & TOBACCO PRODUCTS	--	--	--	--	--	--
13	RUBBER,LEATHER,PLASTIC FAB.PRO	--	--	--	4.3	--	--
14	TEXTILE PRODUCTS	--	--	--	2.4	2.6	--
15	KNITTED PRODUCTS & CLOTHING	--	--	--	4.9	0.4	--
16	LUMBER,SAWMILL,OTHER WOOD PROD.	--	--	--	23.0	--	--
17	FURNITURE & FIXTURES	--	--	--	1.0	--	--
18	PAPER & PAPER PRODUCTS	--	--	--	13.8	--	--
19	PRINTING & PUBLISHING	--	--	--	2.1	--	--
20	PRIMARY METAL PRODUCTS	--	--	--	4.5	--	--
21	METAL FABRICATED PRODUCTS	--	--	--	14.0	--	--
22	MACHINERY & EQUIPMENT	--	--	--	33.5	--	--
23	AUTOS,TRUCKS,OTHER TRANSP. EQP.	138.8	--	--	12.1	--	--
24	ELEC. & COMMUNICATIONS PROD.	--	161.9	--	34.6	--	--
25	NON-METALLIC MINERAL PRODUCTS	--	--	--	3.8	--	--
26	PETROLEUM & COAL PRODUCTS	4.2	--	0.1	1.4	--	--
27	CHEMICALS,CHEMICAL PROD.	--	--	--	21.3	--	--
28	MISC. MANUFACTURED PRODUCTS	--	--	--	19.6	--	--
29	RESIDENTIAL CONSTRUCTION	--	--	--	--	--	--
30	NON-RESIDENTIAL CONSTRUCTION	--	--	--	--	--	--
31	REPAIR CONSTRUCTION	--	--	--	--	--	--
32	TRANSPORTATION & STORAGE	9986.1	--	14.1	--	7.6	0.2
33	COMMUNICATION SERVICES	--	4995.7	--	--	--	--
34	OTHER UTILITIES	--	--	3829.7	--	--	--
35	WHOLESALE MARGINS	9.7	--	--	6829.2	--	--
36	RETAIL MARGINS	10.4	--	33.3	--	9328.4	--
37	IMPUTED RENT OWNER OCPD. DWEL.	--	--	--	--	--	7424.9
38	OTHER FINANCE,INS.,REAL ESTATE	37.5	4.3	7.5	30.8	58.2	15740.4
39	BUSINESS SERVICES	20.1	40.9	15.0	54.0	2.5	61.4
40	PERSONAL & OTHER MISC. SERVICE	115.2	21.8	49.1	608.8	1694.5	408.7
41	TRANSPORTATION MARGINS	--	--	--	--	--	--
42	OPERATING,OFFICE,LAB & FOOD	--	--	--	--	--	--
43	TRAVEL, ADVERTISING, PROMOTION	--	--	--	--	--	--
	<b>TOTAL</b>	<b>10322.0</b>	<b>5224.7</b>	<b>3950.6</b>	<b>7758.3</b>	<b>11338.3</b>	<b>23635.7</b>

NOTE: DETAIL MAY NOT ADD DUE TO ROUNDING.



TABLE 43. MAKE (OUTPUT) MATRIX (AGGREGATION - S), 1978 (MILLIONS OF 1971 DOLLARS) - CONCLUDED

NO.	COMMODITY AGGREGATION - S	BUSINESS & PERSONAL SERVICES	TRANS. MARGINS	OPERATING OFFICE SUPPLIES	TRAVEL, PROMOTION, ADVTG.	TOTAL INDUSTRIES
1	GRAINS	--	--	--	--	1327.7
2	OTHER AGRICULTURAL PRODUCTS	--	--	--	--	4259.8
3	FORESTRY PRODUCTS	--	--	--	--	1757.8
4	FISHING & TRAPPING PRODUCTS	--	--	--	--	255.7
5	METALLIC ORES & CONCENTRATES	--	--	--	--	2045.9
6	MINERALS FUELS	--	--	--	--	2044.1
7	NON-METALLIC MINERALS	--	--	--	--	525.9
8	SERVICES INCIDENTAL TO MINING	--	--	--	--	1036.3
9	MEAT,FISH & DAIRY PRODUCTS	--	--	--	--	5559.6
10	FRUIT,VEG.,FEED,MISC.FOOD PROD.	--	--	--	--	4253.8
11	BEVERAGES	--	--	--	--	1384.9
12	TOBACCO & TOBACCO PRODUCTS	--	--	--	--	627.6
13	RUBBER,LEATHER,PLASTIC FAB.PRO	--	--	--	--	1956.0
14	TEXTILE PRODUCTS	--	--	--	--	2076.1
15	KNITTED PRODUCTS & CLOTHING	--	--	--	--	2336.2
16	LUMBER,SAWMILL,OTHER WOOD PROD.	--	--	--	--	3353.8
17	FURNITURE & FIXTURES	--	--	--	--	1006.7
18	PAPER & PAPER PRODUCTS	--	--	--	--	5089.3
19	PRINTING & PUBLISHING	--	--	--	--	2421.2
20	PRIMARY METAL PRODUCTS	--	--	--	--	5558.9
21	METAL FABRICATED PRODUCTS	--	--	--	--	4286.0
22	MACHINERY & EQUIPMENT	--	--	--	--	3041.9
23	AUTOS,TRUCKS,OTHER TRANSP. EQP	--	--	--	--	11259.3
24	ELEC. & COMMUNICATIONS PROD.	--	--	--	--	3982.9
25	NON-METALLIC MINERAL PRODUCTS	--	--	--	--	1912.6
26	PETROLEUM & COAL PRODUCTS	--	--	--	--	3149.0
27	CHEMICALS,CHEMICAL PROD.	--	--	--	--	4419.7
28	MISC. MANUFACTURED PRODUCTS	--	--	--	--	1478.9
29	RESIDENTIAL CONSTRUCTION	--	--	--	--	5185.4
30	NON-RESIDENTIAL CONSTRUCTION	--	--	--	--	11199.6
31	REPAIR CONSTRUCTION	--	--	--	--	3525.4
32	TRANSPORTATION & STORAGE	--	--	--	--	10011.0
33	COMMUNICATION SERVICES	--	--	--	--	4995.7
34	OTHER UTILITIES	10.1	--	--	--	3869.5
35	WHOLESALE MARGINS	105.7	--	--	--	8494.5
36	RETAIL MARGINS	84.4	--	--	--	9456.6
37	IMPUTED RENT OWNER OCPD. DWEL	--	--	--	--	7424.9
38	OTHER FINANCE,INS.,REAL ESTATE	95.4	--	--	--	16227.3
39	BUSINESS SERVICES	5331.0	--	--	--	5601.1
40	PERSONAL & OTHER MISC. SERVICE	12107.3	--	--	--	15377.8
41	TRANSPORTATION MARGINS	--	4112.1	--	--	4112.1
42	OPERATING,OFFICE,LAB & FOOD	--	--	7204.0	--	7204.0
43	TRAVEL, ADVERTISING, PROMOTION	--	--	--	4412.4	4412.4
	<b>TOTAL</b>	<b>17733.9</b>	<b>4112.1</b>	<b>7204.0</b>	<b>4412.4</b>	<b>199505.2</b>

NOTE: DETAIL MAY NOT ADD DUE TO ROUNDING.

TABLE 44. USE (INPUT) MATRIX (AGGREGATION - S), 1978 (MILLIONS OF 1971 DOLLARS)

NO.	COMMODITY AGGREGATION - S	AGRICULTURE	FORESTRY	FISHING, HUNTING & TRAPPING	MINES QUARRIES & OIL WELLS	MANUFACTURING	CONSTRUCTION
1	GRAINS	40.4	--	--	--	386.8	--
2	OTHER AGRICULTURAL PRODUCTS	359.7	--	--	--	2801.5	11.3
3	FORESTRY PRODUCTS	0.4	186.1	--	--	1535.6	8.7
4	FISHING & TRAPPING PRODUCTS	--	--	2.9	--	231.6	--
5	METALLIC ORES & CONCENTRATES	--	--	--	17.2	1308.8	--
6	MINERALS FUELS	1.7	--	0.1	7.6	1213.1	1.4
7	NON-METALLIC MINERALS	9.1	--	0.7	21.4	213.1	71.1
8	SERVICES INCIDENTAL TO MINING	--	--	--	447.9	--	588.7
9	MEAT,FISH & DAIRY PRODUCTS	2.8	--	--	--	1068.6	--
10	FRUIT,VEG.,FEED,MISC.FOOD PROD.	641.3	--	--	--	1000.1	--
11	BEVERAGES	--	--	--	--	76.4	--
12	TOBACCO & TOBACCO PRODUCTS	--	--	--	--	117.1	--
13	RUBBER,LEATHER,PLASTIC FAB.PRO	16.3	--	--	3.2	892.7	274.3
14	TEXTILE PRODUCTS	10.6	3.5	9.8	1.2	1789.1	140.4
15	KNITTED PRODUCTS & CLOTHING	--	--	--	--	170.1	--
16	LUMBER,SAWMILL,OTHER WOOD PROD.	2.6	--	4.7	1.7	811.8	1068.0
17	FURNITURE & FIXTURES	--	--	--	--	44.6	14.8
18	PAPER & PAPER PRODUCTS	4.7	--	--	9.0	1912.0	141.9
19	PRINTING & PUBLISHING	--	--	--	0.3	235.9	--
20	PRIMARY METAL PRODUCTS	--	--	--	81.7	3709.0	498.3
21	METAL FABRICATED PRODUCTS	29.3	14.9	1.2	8.5	1812.2	1863.1
22	MACHINERY & EQUIPMENT	53.7	12.1	3.3	85.4	832.5	213.6
23	AUTOS,TRUCKS,OTHER TRANSP. EQP	1.3	2.6	16.8	5.1	4271.4	35.8
24	ELEC. & COMMUNICATIONS PROD.	--	0.1	6.4	9.0	1017.1	841.2
25	NON-METALLIC MINERAL PRODUCTS	2.3	--	0.5	18.2	715.4	1150.8
26	PETROLEUM & COAL PRODUCTS	190.9	26.9	13.5	87.6	481.3	202.8
27	CHEMICALS,CHEMICAL PROD.	376.3	2.4	0.4	103.9	2506.8	215.4
28	MISC. MANUFACTURED PRODUCTS	--	--	5.0	--	489.6	123.0
29	RESIDENTIAL CONSTRUCTION	--	--	--	--	--	--
30	NON-RESIDENTIAL CONSTRUCTION	--	--	--	--	--	--
31	REPAIR CONSTRUCTION	136.6	24.9	3.5	235.4	266.7	10.0
32	TRANSPORTATION & STORAGE	22.3	189.0	2.0	86.2	570.2	173.6
33	COMMUNICATION SERVICES	47.5	4.4	0.5	28.5	437.6	60.2
34	OTHER UTILITIES	109.7	1.0	0.3	171.2	829.1	12.3
35	WHOLESALE MARGINS	175.0	11.1	7.0	74.7	1466.1	885.6
36	RETAIL MARGINS	41.3	1.0	1.4	3.9	10.3	111.8
37	IMPUTED RENT OWNER OCPD. DWEL	--	--	--	--	--	--
38	OTHER FINANCE,INS.,REAL ESTATE	282.9	123.3	4.3	558.7	1126.7	370.3
39	BUSINESS SERVICES	16.8	8.7	0.5	315.1	1049.7	794.8
40	PERSONAL & OTHER MISC. SERVICE	17.2	64.0	4.3	54.7	317.5	369.3
41	TRANSPORTATION MARGINS	70.1	3.5	3.2	37.4	1263.1	312.7
42	OPERATING,OFFICE,LAB & FOOD	170.9	228.1	1.1	634.9	2078.6	334.9
43	TRAVEL, ADVERTISING, PROMOTION	0.3	4.4	--	56.7	1489.6	109.6
44	NON-COMPETING IMPORTS	--	--	--	--	278.4	--
45	UNALLOCATED IMPORTS & EXPORTS	--	--	--	--	--	--
46	NET INDIRECT TAXES	80.2	39.5	5.6	174.7	602.6	1131.0
	<b>GDP AT FACTOR COST</b>	<b>2800.6</b>	<b>779.0</b>	<b>161.8</b>	<b>2672.4</b>	<b>25729.1</b>	<b>7903.4</b>
	<b>TOTAL</b>	<b>5694.9</b>	<b>1730.5</b>	<b>260.6</b>	<b>6013.5</b>	<b>70069.5</b>	<b>20044.2</b>

NOTE: DETAIL MAY NOT ADD DUE TO ROUNDING.

TABLE 44. USE (INPUT) MATRIX (AGGREGATION - S), 1978 (MILLIONS OF 1971 DOLLARS) - CONTINUED

NO.	COMMODITY AGGREGATION - S	TRANS. & STORAGE	COMMUNICATION	ELEC. POWER GAS, OTHER UTILITIES	WHOLESALE TRADE	RETAIL TRADE	FINANCE & REAL EST
1	GRAINS	--	--	--	7.4	--	--
2	OTHER AGRICULTURAL PRODUCTS	2.1	--	--	0.7	222.0	--
3	FORESTRY PRODUCTS	--	--	--	6.5	--	--
4	FISHING & TRAPPING PRODUCTS	--	--	--	--	--	--
5	METALLIC ORES & CONCENTRATES	--	--	10.9	0.3	--	--
6	MINERALS FUELS	23.6	0.1	134.6	3.7	13.3	10.1
7	NON-METALLIC MINERALS	2.5	--	--	0.2	--	--
8	SERVICES INCIDENTAL TO MINING	--	--	--	--	--	--
9	MEAT, FISH & DAIRY PRODUCTS	--	--	--	0.6	2.1	--
10	FRUIT, VEG., FEED, MISC. FOOD PROD.	0.8	--	--	10.0	--	--
11	BEVERAGES	--	--	--	--	--	--
12	TOBACCO & TOBACCO PRODUCTS	--	--	--	--	--	--
13	RUBBER, LEATHER, PLASTIC FAB. PRO.	71.5	0.2	--	26.2	22.7	--
14	TEXTILE PRODUCTS	7.3	2.0	--	5.9	1.8	--
15	KNITTED PRODUCTS & CLOTHING	--	--	--	--	12.1	--
16	LUMBER, SAWMILL, OTHER WOOD PROD.	--	--	--	22.5	3.9	--
17	FURNITURE & FIXTURES	--	--	--	--	--	--
18	PAPER & PAPER PRODUCTS	6.1	--	--	67.0	156.3	--
19	PRINTING & PUBLISHING	4.4	21.3	1.4	11.5	11.4	44.0
20	PRIMARY METAL PRODUCTS	13.3	--	--	8.9	--	--
21	METAL FABRICATED PRODUCTS	7.1	--	--	41.0	16.3	--
22	MACHINERY & EQUIPMENT	2.5	--	--	8.7	--	--
23	AUTOS, TRUCKS, OTHER TRANSP. EQP.	337.3	--	--	1.5	--	--
24	ELEC. & COMMUNICATIONS PROD.	29.2	100.4	--	9.5	--	--
25	NON-METALLIC MINERAL PRODUCTS	8.7	--	--	4.8	2.0	--
26	PETROLEUM & COAL PRODUCTS	368.4	10.3	81.4	91.9	71.8	32.7
27	CHEMICALS, CHEMICAL PROD.	9.0	1.3	--	17.0	10.8	--
28	MISC. MANUFACTURED PRODUCTS	6.9	11.2	--	4.7	6.2	--
29	RESIDENTIAL CONSTRUCTION	--	--	--	--	--	--
30	NON-RESIDENTIAL CONSTRUCTION	--	--	--	--	--	--
31	REPAIR CONSTRUCTION	296.1	85.7	126.3	11.0	53.4	1597.0
32	TRANSPORTATION & STORAGE	999.8	68.5	16.3	199.3	121.5	16.2
33	COMMUNICATION SERVICES	224.1	165.8	16.6	271.7	282.4	478.8
34	OTHER UTILITIES	59.0	14.9	16.2	64.0	243.2	129.7
35	WHOLESALE MARGINS	140.1	13.2	10.1	111.1	34.4	9.0
36	RETAIL MARGINS	10.8	26.3	0.5	6.6	8.9	4.6
37	IMPUTED RENT OWNER OCPD. DWEL.	--	--	--	--	--	--
38	OTHER FINANCE, INS., REAL ESTATE	321.9	66.2	95.0	488.8	970.5	1892.2
39	BUSINESS SERVICES	140.2	88.7	38.4	272.6	210.0	786.8
40	PERSONAL & OTHER MISC. SERVICE	324.1	110.9	20.2	86.9	78.1	123.7
41	TRANSPORTATION MARGINS	31.4	2.7	20.9	16.4	13.4	3.0
42	OPERATING, OFFICE, LAB & FOOD	276.1	89.4	32.6	160.3	214.6	699.3
43	TRAVEL, ADVERTISING, PROMOTION	134.7	67.9	18.7	460.7	446.2	464.2
44	NON-COMPETING IMPORTS	--	--	--	--	4.4	--
45	UNALLOCATED IMPORTS & EXPORTS	--	--	--	--	--	--
46	NET INDIRECT TAXES	436.3	-156.4	81.1	119.2	340.3	3768.9
	GDP AT FACTOR COST	6026.8	4434.1	3229.6	5138.9	7764.1	13575.7
	TOTAL	10322.0	5224.7	3950.6	7758.3	11338.3	23635.7

NOTE: DETAIL MAY NOT ADD DUE TO ROUNDING.

TABLE 44. USE (INPUT) MATRIX (AGGREGATION - S), 1978 (MILLIONS OF 1971 DOLLARS) - CONCLUDED

NO.	COMMODITY AGGREGATION - S	BUSINESS & PERSONAL SERVICES	TRANS. MARGINS	OPERATING OFFICE SUPPLIES	TRAVEL, PROMOTION, ADVTG.	TOTAL INDUSTRIES
1	GRAINS	--	--	--	--	434.6
2	OTHER AGRICULTURAL PRODUCTS	67.2	--	37.0	--	3481.5
3	FORESTRY PRODUCTS	--	--	--	--	1737.3
4	FISHING & TRAPPING PRODUCTS	5.2	--	1.4	--	241.1
5	METALLIC ORES & CONCENTRATES	0.6	--	--	--	1337.8
6	MINERALS FUELS	4.1	--	--	--	2323.3
7	NON-METALLIC MINERALS	1.2	--	0.2	--	319.5
8	SERVICES INCIDENTAL TO MINING	--	--	--	--	1036.5
9	MEAT, FISH & DAIRY PRODUCTS	713.0	--	158.2	--	1945.3
10	FRUIT, VEG., FEED, MISC. FOOD PROD.	218.4	--	97.8	--	1968.4
11	BEVERAGES	23.5	--	13.9	41.7	155.3
12	TOBACCO & TOBACCO PRODUCTS	--	--	--	--	117.1
13	RUBBER, LEATHER, PLASTIC FAB. PRO.	11.1	--	366.4	3.1	1687.8
14	TEXTILE PRODUCTS	68.1	--	44.4	--	2084.2
15	KNITTED PRODUCTS & CLOTHING	4.6	--	27.7	--	214.5
16	LUMBER, SAWMILL, OTHER WOOD PROD.	18.7	--	4.5	--	1938.3
17	FURNITURE & FIXTURES	2.1	--	--	--	61.5
18	PAPER & PAPER PRODUCTS	81.5	--	296.7	2.0	2677.1
19	PRINTING & PUBLISHING	16.4	--	649.9	941.6	1938.1
20	PRIMARY METAL PRODUCTS	4.0	--	23.0	--	4338.2
21	METAL FABRICATED PRODUCTS	6.2	--	457.2	--	4257.1
22	MACHINERY & EQUIPMENT	0.2	--	788.5	--	2000.5
23	AUTOS, TRUCKS, OTHER TRANSP. EQP.	2.5	--	305.1	33.1	5010.0
24	ELEC. & COMMUNICATIONS PROD.	1.2	--	340.8	4.1	2359.0
25	NON-METALLIC MINERAL PRODUCTS	9.7	--	33.3	--	1945.9
26	PETROLEUM & COAL PRODUCTS	83.6	--	3.6	72.2	1818.8
27	CHEMICALS, CHEMICAL PROD.	83.9	--	327.7	1.8	3656.9
28	MISC. MANUFACTURED PRODUCTS	111.4	--	270.5	56.5	1085.1
29	RESIDENTIAL CONSTRUCTION	--	--	--	--	--
30	NON-RESIDENTIAL CONSTRUCTION	--	--	--	--	--
31	REPAIR CONSTRUCTION	37.1	--	--	--	2883.5
32	TRANSPORTATION & STORAGE	54.1	4112.1	--	736.0	7367.2
33	COMMUNICATION SERVICES	372.1	--	--	471.1	2861.5
34	OTHER UTILITIES	120.2	--	--	--	1770.8
35	WHOLESALE MARGINS	117.4	--	746.3	49.4	3850.5
36	RETAIL MARGINS	97.7	--	225.0	49.5	599.5
37	IMPUTED RENT OWNER OCPD. DWEL.	--	--	--	--	--
38	OTHER FINANCE, INS., REAL ESTATE	967.3	--	--	--	7268.1
39	BUSINESS SERVICES	449.2	--	--	425.1	4596.6
40	PERSONAL & OTHER MISC. SERVICE	376.6	--	1243.1	1002.9	4193.4
41	TRANSPORTATION MARGINS	46.7	--	150.9	13.7	1989.0
42	OPERATING, OFFICE, LAB & FOOD	832.9	--	--	--	5753.7
43	TRAVEL, ADVERTISING, PROMOTION	466.8	--	--	--	3719.8
44	NON-COMPETING IMPORTS	10.7	--	3.4	--	296.9
45	UNALLOCATED IMPORTS & EXPORTS	--	--	20.5	222.2	242.7
46	NET INDIRECT TAXES	319.1	--	566.9	286.5	7795.5
	GDP AT FACTOR COST	11930.3	--	--	--	92145.9
	TOTAL	17733.9	4112.1	7204.0	4412.4	199505.2

NOTE: DETAIL MAY NOT ADD DUE TO ROUNDING.

TABLE 45. FINAL DEMAND MATRIX (AGGREGATION - S), 1978 (MILLIONS OF 1971 DOLLARS)

NO.	COMMODITY AGGREGATION - S	CONS. EXP. DURABLE	CONS. EXP. SEMI-DURABLE	CONS. EXP. NON-DURABLE	CONS. EXP. SERVICES	CONS-TRUCTION, BUSINESS	CONS-TRUCTION, GOVERNMENT	MACHINERY, EQUIPMENT, BUSINESS	MACHINERY, EQUIPMENT, GOVERNMENT
1	GRAINS	--	--	--	--	--	--	--	--
2	OTHER AGRICULTURAL PRODUCTS	--	13.5	696.5	30.3	--	--	--	--
3	FORESTRY PRODUCTS	--	--	38.3	--	--	--	--	--
4	FISHING & TRAPPING PRODUCTS	--	--	9.8	--	--	--	--	--
5	METALLIC ORES & CONCENTRATES	--	--	--	5.9	--	--	--	--
6	MINERALS FUELS	--	--	61.0	--	--	--	--	--
7	NON-METALLIC MINERALS	--	1.8	10.6	--	--	--	--	--
8	SERVICES INCIDENTAL TO MINING	--	--	--	--	--	--	--	--
9	MEAT, FISH & DAIRY PRODUCTS	--	--	3280.1	--	--	--	--	--
10	FRUIT, VEG. FEED, MISC. FOOD PROD.	--	--	2591.8	--	--	--	--	--
11	BEVERAGES	--	--	1294.4	--	--	--	--	--
12	TOBACCO & TOBACCO PRODUCTS	--	--	474.8	--	--	--	--	--
13	RUBBER, LEATHER, PLASTIC FAB. PRO.	183.5	626.2	50.9	--	--	--	19.7	3.1
14	TEXTILE PRODUCTS	258.1	407.8	50.7	6.6	--	--	13.6	1.4
15	KNITTED PRODUCTS & CLOTHING	--	2614.1	--	--	--	--	--	--
16	LUMBER, SAWMILL, OTHER WOOD PROD.	24.4	62.9	1.3	--	--	--	18.5	0.3
17	FURNITURE & FIXTURES	773.7	--	27.7	--	--	--	183.6	45.0
18	PAPER & PAPER PRODUCTS	--	28.9	316.7	--	--	--	--	--
19	PRINTING & PUBLISHING	--	695.9	--	47.4	--	--	--	--
20	PRIMARY METAL PRODUCTS	--	1.4	--	--	--	--	-87.1	--
21	METAL FABRICATED PRODUCTS	54.4	192.4	10.9	--	--	--	227.1	23.0
22	MACHINERY & EQUIPMENT	117.5	37.1	--	--	--	--	3058.9	66.9
23	AUTOS, TRUCKS, OTHER TRANSP. EQP.	3647.2	--	--	--	72.5	--	2126.7	210.4
24	ELEC. & COMMUNICATIONS PROD.	1426.5	105.8	--	--	--	--	1602.4	40.7
25	NON-METALLIC MINERAL PRODUCTS	--	143.3	--	--	--	--	27.3	0.2
26	PETROLEUM & COAL PRODUCTS	--	0.5	1005.6	22.6	--	--	--	--
27	CHEMICALS, CHEMICAL PROD.	20.1	66.6	1062.8	0.7	--	--	81.0	--
28	MISC. MANUFACTURED PRODUCTS	864.2	381.0	131.6	9.7	--	--	211.5	87.8
29	RESIDENTIAL CONSTRUCTION	--	--	--	--	5168.8	16.6	--	--
30	NON-RESIDENTIAL CONSTRUCTION	--	--	--	--	7906.4	3240.8	--	--
31	REPAIR CONSTRUCTION	--	--	--	32.9	--	--	--	--
32	TRANSPORTATION & STORAGE	--	--	93.6	1644.1	--	--	--	--
33	COMMUNICATION SERVICES	--	--	--	1787.7	--	--	--	--
34	OTHER UTILITIES	--	--	1513.2	507.2	--	--	--	--
35	WHOLESALE MARGINS	861.9	453.9	1265.0	13.5	7.3	--	1116.0	54.2
36	RETAIL MARGINS	2352.6	2736.2	3438.7	22.2	9.2	--	234.6	9.3
37	IMPUTED RENT OWNER OCPD. DWEL.	--	--	--	7424.9	--	--	--	--
38	OTHER FINANCE, INS., REAL ESTATE	--	--	--	8142.8	997.0	--	--	--
39	BUSINESS SERVICES	--	--	--	391.1	--	--	--	--
40	PERSONAL & OTHER MISC. SERVICE	839.7	59.5	--	9017.3	--	--	--	--
41	TRANSPORTATION MARGINS	154.9	165.8	353.3	3.5	1.5	--	160.4	9.9
42	OPERATING, OFFICE, LAB & FOOD	--	--	--	202.3	--	--	--	--
43	TRAVEL, ADVERTISING, PROMOTION	--	--	--	129.6	--	--	--	--
44	NON-COMPETING IMPORTS	--	--	111.3	--	--	--	--	--
45	UNALLOCATED IMPORTS & EXPORTS	--	--	--	811.0	--	--	--	--
46	NET INDIRECT TAXES	1437.0	944.9	4109.8	417.6	6.2	--	863.6	37.5
47	LABOUR INCOME	--	--	--	2374.8	--	--	--	--
48	NET INCOME UNINC. BUSINESS	--	--	--	--	--	--	--	--
49	OTHER OPERATING SURPLUS	--	--	--	186.5	--	--	--	--
	TOTAL	13015.8	9767.2	21972.6	33232.2	14168.9	3257.3	9858.0	589.9

NOTE: DETAIL MAY NOT ADD DUE TO ROUNDING.

TABLE 45. FINAL DEMAND MATRIX (AGGREGATION - S), 1978 (MILLIONS OF 1971 DOLLARS) - CONCLUDED

NO.	COMMODITY AGGREGATION - S	INVEN-TORIES	DOMESTIC EXPORTS	RE-EXPORTS	IMPORTS	GOVT GROSS CURRENT EXPEND.	GOVT. SALE OF GOOD & SERVICES	FINAL EXPEND. ON GDP
1	GRAINS	38.3	893.3	0.1	-38.5	--	-0.1	893.1
2	OTHER AGRICULTURAL PRODUCTS	61.1	382.4	1.0	-418.8	20.1	-7.8	778.3
3	FORESTRY PRODUCTS	-2.6	32.3	--	-45.4	--	-2.2	20.5
4	FISHING & TRAPPING PRODUCTS	-0.2	41.0	0.5	-36.2	--	-0.4	14.5
5	METALLIC ORES & CONCENTRATES	37.3	1001.9	0.4	-331.4	--	--	708.1
6	MINERALS FUELS	-33.0	575.4	--	-871.0	15.6	-33.1	-279.2
7	NON-METALLIC MINERALS	-18.0	281.9	2.2	-106.9	35.5	-0.8	206.4
8	SERVICES INCIDENTAL TO MINING	--	--	--	--	--	-0.2	-0.2
9	MEAT, FISH & DAIRY PRODUCTS	19.3	667.8	5.0	-357.2	0.2	-0.8	3614.3
10	FRUIT, VEG. FEED, MISC. FOOD PROD.	22.3	311.8	11.7	-651.5	--	-0.8	2285.4
11	BEVERAGES	-24.2	242.6	0.4	-289.7	--	--	1228.6
12	TOBACCO & TOBACCO PRODUCTS	-0.1	56.7	0.2	-21.1	--	--	510.5
13	RUBBER, LEATHER, PLASTIC FAB. PRO.	-1.8	231.1	7.3	-852.4	0.3	--	268.2
14	TEXTILE PRODUCTS	-0.6	180.8	7.6	-937.7	23.8	--	-8.0
15	KNITTED PRODUCTS & CLOTHING	-26.9	69.5	4.9	-561.5	23.8	-2.0	2121.8
16	LUMBER, SAWMILL, OTHER WOOD PROD.	-88.2	1629.8	1.2	-217.6	--	-17.0	1415.4
17	FURNITURE & FIXTURES	4.6	69.0	1.6	-163.7	5.1	-1.3	945.2
18	PAPER & PAPER PRODUCTS	37.7	2468.9	2.4	-442.4	--	--	2412.2
19	PRINTING & PUBLISHING	4.3	78.7	6.0	-428.5	101.8	-22.4	483.2
20	PRIMARY METAL PRODUCTS	-134.0	2296.0	20.9	-874.9	--	-1.6	1220.7
21	METAL FABRICATED PRODUCTS	26.1	408.4	14.8	-1031.1	42.9	--	28.9
22	MACHINERY & EQUIPMENT	89.1	1380.8	168.5	-3697.6	22.3	-1.9	1041.4
23	AUTOS, TRUCKS, OTHER TRANSP. EQP.	267.5	7725.4	125.2	-8193.4	287.5	-19.6	6249.3
24	ELEC. & COMMUNICATIONS PROD.	49.1	690.0	50.2	-2391.7	51.0	--	1623.9
25	NON-METALLIC MINERAL PRODUCTS	9.1	186.4	1.4	-401.1	--	--	-33.3
26	PETROLEUM & COAL PRODUCTS	-0.9	303.1	3.2	-137.4	135.3	-1.6	1330.2
27	CHEMICALS, CHEMICAL PROD.	57.5	885.9	17.3	-1585.0	217.3	-61.8	762.8
28	MISC. MANUFACTURED PRODUCTS	32.7	285.6	42.2	-1748.1	113.7	-18.0	393.6
29	RESIDENTIAL CONSTRUCTION	--	--	--	--	--	--	5185.4
30	NON-RESIDENTIAL CONSTRUCTION	--	--	--	--	52.5	--	11199.6
31	REPAIR CONSTRUCTION	--	--	--	--	609.0	--	641.9
32	TRANSPORTATION & STORAGE	--	775.2	--	-230.4	421.8	-60.6	2643.8
33	COMMUNICATION SERVICES	--	64.0	--	-65.3	362.2	-14.4	2134.3
34	OTHER UTILITIES	--	154.9	--	-3.5	367.2	-440.3	2098.8
35	WHOLESALE MARGINS	--	915.6	--	-127.3	97.3	-13.5	4644.0
36	RETAIL MARGINS	--	--	--	--	54.2	--	8857.0
37	IMPUTED RENT OWNER OCPD. DWEL.	--	--	--	--	--	--	7424.9
38	OTHER FINANCE, INS., REAL ESTATE	--	108.9	--	-567.1	627.7	-350.1	8959.3
39	BUSINESS SERVICES	--	429.8	--	-947.6	1253.7	-122.3	1004.6
40	PERSONAL & OTHER MISC. SERVICE	--	59.0	--	-78.2	2647.7	-1360.5	11184.4
41	TRANSPORTATION MARGINS	--	1234.3	2.3	--	37.2	--	3123.1
42	OPERATING, OFFICE, LAB & FOOD	--	--	--	--	1248.0	--	1450.4
43	TRAVEL, ADVERTISING, PROMOTION	--	--	--	--	563.0	--	692.6
44	NON-COMPETING IMPORTS	-8.7	--	0.1	-399.5	--	--	-296.9
45	UNALLOCATED IMPORTS & EXPORTS	--	1763.3	4.5	-2821.4	--	--	-242.7
46	NET INDIRECT TAXES	--	10.2	--	1642.8	--	--	9613.7
47	LABOUR INCOME	--	--	--	--	14090.0	--	16464.8
48	NET INCOME UNINC. BUSINESS	--	--	--	--	--	--	--
49	OTHER OPERATING SURPLUS	--	--	--	--	--	--	2078.8
	TOTAL	416.8	28932.0	503.0	-30623.9	25563.9	-2554.8	128098.8

NOTE: DETAIL MAY NOT ADD DUE TO ROUNDING.

TABLE 46. MAKE (OUTPUT) MATRIX (AGGREGATION - M), 1978 (MILLIONS OF 1971 DOLLARS)

NO.	COMMODITY AGGREGATION - M	AGRICUL- TURE	FORES- TRY	FISHING, HUNTING & TRAPPING	METAL MINES	MINERAL FUELS	NON-METAL MINES & QUARRIES	SERVICES INCIDENTAL TO MINING	FOOD & BEVERAGE INDUSTRIES
1	GRAINS	1327.6	--	--	--	--	--	--	--
2	LIVE ANIMALS	2172.5	--	--	--	--	--	--	--
3	OTHER AGRICULTURAL PRODUCTS	2060.2	15.6	--	--	--	--	--	8.0
4	FORESTRY PRODUCTS	42.4	1659.6	--	--	--	--	--	--
5	FISH LANDINGS	--	--	240.6	--	--	--	--	--
6	HUNTING & TRAPPING PRODUCTS	--	--	15.1	--	--	--	--	--
7	IRON ORES & CONCENTRATES	--	--	--	488.6	--	--	--	--
8	OTHER METAL ORES & CONCENTRATES	--	--	--	1450.1	--	--	--	--
9	COAL	--	--	--	--	184.8	--	--	--
10	CRUDE MINERAL OILS	--	--	--	--	1460.1	--	--	--
11	NATURAL GAS	--	--	--	--	388.4	--	--	--
12	NON-METALLIC MINERALS	--	--	--	--	46.7	446.6	--	--
13	SERVICES INCIDENTAL TO MINING	--	--	--	206.4	--	9.2	820.7	--
14	MEAT PRODUCTS	70.5	--	--	--	--	--	--	3154.2
15	DAIRY PRODUCTS	--	--	--	--	--	--	--	1607.0
16	FISH PRODUCTS	--	--	1.9	--	--	--	--	451.7
17	FRUITS & VEGETABLES PREPARATIONS	--	--	--	--	--	--	--	758.4
18	FEEDS	--	--	--	--	--	--	--	966.1
19	FLOUR,WHEAT,MEAL & OTHER CEREALS	--	--	--	--	--	--	--	210.7
20	BREAKFAST CEREAL & BAKERY PROD.	--	--	--	--	--	--	--	782.4
21	SUGAR	--	--	--	--	--	--	--	260.9
22	MISC. FOOD PRODUCTS	12.0	--	--	--	--	--	--	1200.6
23	SOFT DRINKS	--	--	--	--	--	--	--	389.3
24	ALCOHOLIC BEVERAGES	--	--	--	--	--	--	--	994.9
25	TOBACCO PROCESSED UNMANUFACTURED	--	--	--	--	--	--	--	--
26	CIGARETTES & TOBACCO MFG.	--	--	--	--	--	--	--	--
27	TIRES & TUBES	--	--	--	--	--	--	--	--
28	OTHER RUBBER PRODUCTS	--	--	--	--	--	--	--	--
29	PLASTIC FABRICATED PRODUCTS	--	--	--	--	--	--	--	--
30	LEATHER & LEATHER PRODUCTS	--	--	--	--	--	--	--	--
31	YARNS & MAN MADE FIBRES	--	--	--	--	--	--	--	--
32	FABRICS	--	--	--	--	--	--	--	--
33	OTHER TEXTILE PRODUCTS	--	--	--	--	--	--	--	--
34	HOSIERY & KNITTED WEAR	--	--	--	--	--	--	--	--
35	CLOTHING & ACCESSORIES	--	--	--	--	--	--	--	--
36	LUMBER & TIMBER	--	10.4	--	--	--	--	--	--
37	VENEER & PLYWOOD	--	--	--	--	--	--	--	--
38	OTHER WOOD FABRICATED MATERIALS	--	4.0	--	--	--	--	--	--
39	FURNITURE & FIXTURES	--	--	--	--	--	--	--	--
40	PULP	--	--	--	--	--	--	--	--
41	NEWSPRINT & OTHER PAPER STOCK	--	--	--	--	--	--	--	--
42	PAPER PRODUCTS	--	--	--	--	--	--	--	--
43	PRINTING & PUBLISHING	--	--	--	--	--	--	--	--
44	ADVERTISING,PRINT MEDIA	--	--	--	--	--	--	--	--
45	IRON & STEEL PRODUCTS	--	--	--	--	--	--	--	--
46	ALUMINUM PRODUCTS	--	--	--	--	--	--	--	--
47	COPPER & COPPER ALLOY PRODUCTS	--	--	--	--	--	--	--	--
48	NICKEL PRODUCTS	--	--	--	--	--	--	--	--
49	OTHER NON FERROUS METAL PRODUCTS	--	--	--	1.0	--	--	--	--
50	BOILERS, TANKS & PLATES	--	--	--	--	--	--	--	--
51	FABRICATED STRUCTURAL METAL PROD	--	--	--	--	--	3.6	--	--
52	OTHER METAL FABRICATED PRODUCTS	--	--	--	--	--	2.4	--	--
53	AGRICULTURAL MACHINERY	--	--	--	--	--	--	--	--
54	OTHER INDUSTRIAL MACHINERY	--	0.1	--	2.6	10.1	13.2	5.3	3.8
55	MOTOR VEHICLES	--	--	--	--	--	--	--	--
56	MOTOR VEHICLE PARTS	--	--	--	--	--	--	--	--
57	OTHER TRANSPORT EQUIPMENT	--	--	--	--	--	--	--	--
58	APPLIANCES & RECEIVERS,HOUSEHOLD	--	--	--	--	--	--	--	--
59	OTHER ELECTRICAL PRODUCTS	--	--	--	--	--	--	--	--
60	CEMENT & CONCRETE PRODUCTS	--	--	--	--	--	3.6	--	--
61	OTHER NON-METALLIC MINERAL PROD	--	--	--	--	--	2.4	--	--
62	GASOLINE & FUEL OIL	--	--	--	--	--	--	--	--
63	OTHER PETROLEUM & COAL PROD	--	--	--	--	115.0	--	--	--
64	INDUSTRIAL CHEMICALS	--	--	--	--	--	8.6	--	16.4
65	FERTILIZERS	--	--	--	--	--	206.3	--	--
66	PHARMACEUTICALS	--	--	--	--	--	--	--	20.7
67	OTHER CHEMICAL PRODUCTS	--	--	--	--	--	--	--	96.3
68	SCIENTIFIC EQUIPMENT	--	--	--	--	--	--	--	--
69	OTHER MANUFACTURED PRODUCTS	--	--	--	--	--	--	--	0.9
70	RESIDENTIAL CONSTRUCTION	--	--	--	--	--	--	--	--
71	NON-RESIDENTIAL CONSTRUCTION	--	--	--	--	--	--	--	--
72	REPAIR CONSTRUCTION	--	--	--	--	--	--	--	--
73	PIPELINE TRANSPORTATION	--	--	--	--	--	--	--	--
74	TRANSPORTATION & STORAGE	--	3.1	--	--	--	--	--	--
75	RADIO & TELEVISION BROADCASTING	--	--	--	--	--	--	--	--
76	TELEPHONE & TELEGRAPH	--	--	--	--	--	--	--	--
77	POSTAL SERVICES	--	--	--	--	--	--	--	--
78	ELECTRIC POWER	--	--	--	1.2	--	--	--	0.1
79	OTHER UTILITIES	--	--	--	--	--	--	--	--
80	WHOLESALE MARGINS	--	2.7	--	8.4	--	1.2	--	305.7
81	RETAIL MARGINS	--	--	--	--	--	--	--	--
82	IMPUTED RENT OWNER OCPD. DWEL.	--	--	--	--	--	--	--	--
83	OTHER FINANCE,INS.,REAL ESTATE	9.6	1.6	--	15.8	85.3	0.8	3.4	4.3
84	BUSINESS SERVICES	--	--	--	--	1.0	--	--	--
85	EDUCATION SERVICES	--	--	--	--	--	--	--	--
86	HEALTH SERVICES	--	--	--	--	--	--	--	--
87	AMUSEMENT & RECREATION SERVICES	--	--	--	--	--	--	--	--
88	ACCOMMODATION & FOOD SERVICES	--	28.8	--	6.0	0.6	1.2	--	4.1
89	OTHER PERSONAL & MISC. SERVICES	--	4.5	3.0	11.5	0.6	4.1	2.8	0.8
90	TRANSPORTATION MARGINS	--	--	--	--	--	--	--	--
91	OPERATING, OFFICE, LAB. & FOOD	--	--	--	--	--	--	--	--
92	TRAVEL, ADVERTISING & PROMOTION	--	--	--	--	--	--	--	--
	TOTAL	5694.9	1739.5	260.6	2191.5	2292.6	697.2	832.2	11247.5

NOTE: DETAIL MAY NOT ADD DUE TO ROUNDING AND SUPPRESSION OF CONFIDENTIAL COMMODITIES.

TABLE 46. MAKE (OUTPUT) MATRIX (AGGREGATION - M), 1978 (MILLIONS OF 1971 DOLLARS) - CONTINUED

NO.	COMMODITY AGGREGATION - M	TOBACCO PRODUCTS INDUSTRIES	RUBBER & PLASTIC PROD. IND.	LEATHER INDUSTRIES	TEXTILE INDUSTRIES	KNITTING MILLS	CLOTHING INDUSTRIES	WOOD	FURNITURE, FIXTURE INDUSTRIES
1	GRAINS.....	..	..	..	..	..	..	..	..
2	LIVE ANIMALS.....	..	..	..	..	..	..	..	..
3	OTHER AGRICULTURAL PRODUCTS.....	..	..	..	..	..	..	..	..
4	FORESTRY PRODUCTS.....	..	..	..	..	..	..	51.8	..
5	FISH LANDINGS.....	..	..	..	..	..	..	..	..
6	HUNTING & TRAPPING PRODUCTS.....	..	..	..	..	..	..	..	..
7	IRON ORES & CONCENTRATES.....	..	..	..	..	..	..	..	..
8	OTHER METAL ORES & CONCENTRATES.....	..	..	..	..	..	..	..	..
9	COAL.....	..	..	..	..	..	..	..	..
10	CRUDE MINERAL OILS.....	..	..	..	..	..	..	..	..
11	NATURAL GAS.....	..	..	..	..	..	..	..	..
12	NON-METALLIC MINERALS.....	..	..	..	..	..	..	..	..
13	SERVICES INCIDENTAL TO MINING.....	..	..	..	..	..	..	..	..
14	MEAT PRODUCTS.....	0.8	..	..	..	..	..	..	..
15	DAIRY PRODUCTS.....	..	..	..	..	..	..	..	..
16	FISH PRODUCTS.....	..	..	..	..	..	..	..	..
17	FRUITS & VEGETABLES PREPARATIONS.....	..	..	..	..	..	..	..	..
18	FEEDS.....	..	..	..	..	..	..	..	..
19	FLOUR,WHEAT,MEAL & OTHER CEREALS.....	..	..	..	..	..	..	..	..
20	BREAKFAST CEREAL & BAKERY PROD.....	..	..	..	..	..	..	..	..
21	SUGAR.....	..	..	..	..	..	..	..	..
22	MISC. FOOD PRODUCTS.....	..	..	..	..	..	..	..	..
23	SOFT DRINKS.....	..	..	..	..	..	..	..	..
24	ALCOHOLIC BEVERAGES.....	..	..	..	..	..	..	..	..
25	TOBACCO PROCESSED UNMANUFACTURED.....	169.0	..	..	..	..	..	..	..
26	CIGARETTES & TOBACCO MFG.....	458.6	..	..	..	..	..	..	..
27	TIRES & TUBES.....	..	..	..	..	..	..	..	..
28	OTHER RUBBER PRODUCTS.....	..	794.9	34.3	15.3	..	..	..	..
29	PLASTIC FABRICATED PRODUCTS.....	..	529.2	1.8	11.4	..	..	..	..
30	LEATHER & LEATHER PRODUCTS.....	..	..	403.9	..	..	1.0	..	..
31	YARNS & MAN MADE FIBRES.....	..	..	..	453.7	..	..	..	..
32	FABRICS.....	..	..	..	519.7	231.6	..	..	..
33	OTHER TEXTILE PRODUCTS.....	..	4.5	0.3	805.2	..	8.6	..	0.3
34	HOSIERY & KNITTED WEAR.....	..	..	..	4.2	304.8	237.6	..	..
35	CLOTHING & ACCESSORIES.....	..	19.9	7.9	49.7	19.1	1674.8	..	..
36	LUMBER & TIMBER.....	..	..	..	..	..	..	1642.3	..
37	VENEER & PLYWOOD.....	..	..	..	..	..	..	371.0	..
38	OTHER WOOD FABRICATED MATERIALS.....	..	..	..	..	..	..	1197.6	32.7
39	FURNITURE & FIXTURES.....	..	15.1	..	1.9	..	..	24.9	891.9
40	PULP.....	..	..	..	..	..	..	..	..
41	NEWSPRINT & OTHER PAPER STOCK.....	..	..	..	..	..	..	..	..
42	PAPER PRODUCTS.....	..	24.1	..	27.0	..	..	1.9	..
43	PRINTING & PUBLISHING.....	..	..	..	..	..	..	..	..
44	ADVERTISING,PRINT MEDIA.....	..	..	..	..	..	..	..	..
45	IRON & STEEL PRODUCTS.....	..	..	..	..	..	..	..	..
46	ALUMINUM PRODUCTS.....	..	..	..	..	..	..	..	..
47	COPPER & COPPER ALLOY PRODUCTS.....	..	..	..	..	..	..	..	..
48	NICKEL PRODUCTS.....	..	..	..	..	..	..	..	..
49	OTHER NON FERROUS METAL PRODUCTS.....	..	..	..	..	..	..	..	..
50	BOILERS, TANKS & PLATES.....	..	1.5	..	..	..	..	..	..
51	FABRICATED STRUCTURAL METAL PROD.....	..	..	..	..	..	..	2.4	..
52	OTHER METAL FABRICATED PRODUCTS.....	..	51.3	..	4.7	..	..	3.0	5.8
53	AGRICULTURAL MACHINERY.....	..	..	..	..	..	..	..	..
54	OTHER INDUSTRIAL MACHINERY.....	0.2	32.2	..	2.3	..	0.2	8.4	..
55	MOTOR VEHICLES.....	..	..	..	..	..	..	..	..
56	MOTOR VEHICLE PARTS.....	..	162.1	..	223.0	..	..	..	..
57	OTHER TRANSPORT EQUIPMENT.....	..	11.4	..	..	..	..	..	..
58	APPLIANCES & RECEIVERS,HOUSEHOLD.....	..	8.7	..	..	..	..	..	..
59	OTHER ELECTRICAL PRODUCTS.....	..	22.4	..	..	..	..	..	22.0
60	CEMENT & CONCRETE PRODUCTS.....	..	..	..	..	..	..	..	..
61	OTHER NON-METALLIC MINERAL PROD.....	..	..	..	..	..	..	..	..
62	GASOLINE & FUEL OIL.....	..	..	..	..	..	..	..	..
63	OTHER PETROLEUM & COAL PROD.....	..	..	..	..	..	..	..	..
64	INDUSTRIAL CHEMICALS.....	..	44.6	..	..	..	..	..	..
65	FERTILIZERS.....	..	..	..	..	..	..	..	..
66	PHARMACEUTICALS.....	..	..	..	..	..	..	..	..
67	OTHER CHEMICAL PRODUCTS.....	..	5.1	..	..	..	..	..	..
68	SCIENTIFIC EQUIPMENT.....	..	3.2	..	8.4	..	..	..	..
69	OTHER MANUFACTURED PRODUCTS.....	..	41.1	..	14.2	..	0.3	..	4.2
70	RESIDENTIAL CONSTRUCTION.....	..	..	..	..	..	..	..	..
71	NON-RESIDENTIAL CONSTRUCTION.....	..	..	..	..	..	..	..	..
72	REPAIR CONSTRUCTION.....	..	..	..	..	..	..	..	..
73	PIPELINE TRANSPORTATION.....	..	..	..	..	..	..	..	..
74	TRANSPORTATION & STORAGE.....	..	..	..	..	..	..	..	..
75	RADIO & TELEVISION BROADCASTING.....	..	..	..	..	..	..	..	..
76	TELEPHONE & TELEGRAPH.....	..	..	..	..	..	..	..	..
77	POSTAL SERVICES.....	..	..	..	..	..	..	..	..
78	ELECTRIC POWER.....	..	..	..	0.1	..	..	0.3	..
79	OTHER UTILITIES.....	..	..	..	..	..	..	..	..
80	WHOLESALE MARGINS.....	4.6	53.1	13.1	21.5	0.8	34.2	18.4	8.1
81	RETAIL MARGINS.....	..	..	..	..	..	..	..	..
82	IMPUTED RENT OWNER OCPD, DWEL.....	..	..	..	..	..	..	..	..
83	OTHER FINANCE,INS.,REAL ESTATE.....	..	0.6	0.1	0.7	0.3	1.1	4.1	0.9
84	BUSINESS SERVICES.....	..	..	..	..	..	..	..	..
85	EDUCATION SERVICES.....	..	..	..	..	..	..	..	..
86	HEALTH SERVICES.....	..	..	..	..	..	..	..	..
87	AMUSEMENT & RECREATION SERVICES.....	..	..	..	..	..	..	..	..
88	ACCOMMODATION & FOOD SERVICES.....	..	1.0	0.1	0.5	..	0.3	1.2	0.4
89	OTHER PERSONAL & MISC. SERVICES.....	..	2.4	..	0.1	..	0.2	1.2	..
90	TRANSPORTATION MARGINS.....	..	..	..	..	..	..	..	..
91	OPERATING, OFFICE, LAB. & FOOD.....	..	..	..	..	..	..	..	..
92	TRAVEL, ADVERTISING & PROMOTION.....	..	..	..	..	..	..	..	..
	TOTAL.....	636.1	1872.9	472.2	2188.5	561.1	1961.8	3338.3	971.2

NOTE: DETAIL MAY NOT ADD DUE TO ROUNDING AND SUPPRESSION OF CONFIDENTIAL COMMODITIES.

TABLE 46. MAKE (OUTPUT) MATRIX (AGGREGATION - M), 1978 (MILLIONS OF 1971 DOLLARS) - CONTINUED

NO.	COMMODITY AGGREGATION - M	PAPER & ALLIED INDUSTRIES	PRINTING & PUBLISHING	PRIMARY METAL INDUSTRIES	METAL FABRICATING INDUSTRIES	MACHINERY INDUSTRIES	TRANS. EQUIPMENT INDUSTRIES	ELECTRICAL PRODUCTS INDUSTRIES	NON-METAL MINERAL PROD. IND.
1	GRAINS.....	..	..	..	..	..	..	..	..
2	LIVE ANIMALS.....	..	..	..	..	..	..	..	..
3	OTHER AGRICULTURAL PRODUCTS.....	..	..	..	..	..	..	..	..
4	FORESTRY PRODUCTS.....	..	..	..	..	..	..	..	..
5	FISH LANDINGS.....	..	..	..	..	..	..	..	..
6	HUNTING & TRAPPING PRODUCTS.....	..	..	..	..	..	..	..	..
7	IRON ORES & CONCENTRATES.....	..	..	..	..	..	..	..	..
8	OTHER METAL ORES & CONCENTRATES.....	..	..	69.6	..	..	..	..	..
9	COAL.....	..	..	..	..	..	..	..	..
10	CRUDE MINERAL OILS.....	..	..	..	..	..	..	..	..
11	NATURAL GAS.....	..	..	..	..	..	..	..	..
12	NON-METALLIC MINERALS.....	..	..	..	..	..	..	..	23.5
13	SERVICES INCIDENTAL TO MINING.....	..	..	..	..	..	..	..	..
14	MEAT PRODUCTS.....	..	..	..	..	..	..	..	..
15	DAIRY PRODUCTS.....	..	..	..	..	..	..	..	..
16	FISH PRODUCTS.....	..	..	..	..	..	..	..	..
17	FRUITS & VEGETABLES PREPARATIONS.....	..	..	..	..	..	..	..	..
18	FEEDS.....	..	..	..	..	..	..	..	..
19	FLOUR,WHEAT,MEAL & OTHER CEREALS.....	..	..	..	..	..	..	..	..
20	BREAKFAST CEREAL & BAKERY PROD.....	..	..	..	..	..	..	..	..
21	SUGAR.....	..	..	..	..	..	..	..	..
22	MISC. FOOD PRODUCTS.....	..	..	..	..	..	..	..	..
23	SOFT DRINKS.....	..	..	..	..	..	..	..	..
24	ALCOHOLIC BEVERAGES.....	..	..	..	..	..	..	..	..
25	TOBACCO PROCESSED UNMANUFACTURED.....	..	..	..	..	..	..	..	..
26	CIGARETTES & TOBACCO MFG.....	..	..	..	..	..	..	..	..
27	TIRES & TUBES.....	..	..	..	..	..	..	..	..
28	OTHER RUBBER PRODUCTS.....	..	..	..	..	..	..	..	..
29	PLASTIC FABRICATED PRODUCTS.....	54.8	..	..	26.2	..	..	..	..
30	LEATHER & LEATHER PRODUCTS.....	..	..	..	..	1.3	..	..	..
31	YARNS & MAN MADE FIBRES.....	..	..	..	..	..	..	..	..
32	FABRICS.....	..	..	..	..	..	..	..	..
33	OTHER TEXTILE PRODUCTS.....	3.1	..	..	..	..	..	..	..
34	HOSIERY & KNITTED WEAR.....	..	..	..	..	..	..	..	..
35	CLOTHING & ACCESSORIES.....	..	..	..	1.9	..	..	..	..
36	LUMBER & TIMBER.....	..	..	..	..	..	..	..	..
37	VENEER & PLYWOOD.....	..	..	..	..	..	..	..	..
38	OTHER WOOD FABRICATED MATERIALS.....	3.1	..	..	7.1	..	12.4	..	0.8
39	FURNITURE & FIXTURES.....	..	..	..	51.3	7.2	..	..	..
40	PULP.....	1147.3	..	..	..	..	..	..	..
41	NEWSPRINT & OTHER PAPER STOCK.....	2347.7	..	..	..	..	..	..	..
42	PAPER PRODUCTS.....	1364.7	66.5	..	9.3	..	..	..	..
43	PRINTING & PUBLISHING.....	25.6	1660.1	..	..	..	..	..	..
44	ADVERTISING,PRINT MEDIA.....	..	726.9	..	..	..	..	..	..
45	IRON & STEEL PRODUCTS.....	..	..	2492.6	144.3	13.1	..	..	1.2
46	ALUMINUM PRODUCTS.....	8.5	..	947.5	19.5	..	..	..	..
47	COPPER & COPPER ALLOY PRODUCTS.....	..	..	858.8	19.0	..	..	..	..
48	NICKEL PRODUCTS.....	..	..	414.0	5.3	..	..	..	..
49	OTHER NON FERROUS METAL PRODUCTS.....	..	..	493.8	18.0	..	..	11.8	..
50	BOILERS, TANKS & PLATES.....	..	..	..	274.3	5.3	..	..	..
51	FABRICATED STRUCTURAL METAL PROD.....	..	..	191.0	889.7	7.3	..	..	..
52	OTHER METAL FABRICATED PRODUCTS.....	..	..	165.4	2441.9	90.7	42.6	54.9	..
53	AGRICULTURAL MACHINERY.....	..	..	1.1	6.6	467.2	2.1	..	..
54	OTHER INDUSTRIAL MACHINERY.....	26.9	1.6	64.2	299.9	1945.0	52.1	47.3	4.4
55	MOTOR VEHICLES.....	..	..	..	4.0	81.0	6292.7	..	..
56	MOTOR VEHICLE PARTS.....	..	..	..	101.8	14.6	2916.5	5.8	4.6
57	OTHER TRANSPORT EQUIPMENT.....	..	..	..	18.2	9.6	1219.2	..	..
58	APPLIANCES & RECEIVERS,HOUSEHOLD.....	..	..	..	44.9	87.1	..	704.6	..
59	OTHER ELECTRICAL PRODUCTS.....	..	..	..	36.7	148.0	122.5	2480.3	..
60	CEMENT & CONCRETE PRODUCTS.....	..	..	..	..	..	..	..	894.0
61	OTHER NON-METALLIC MINERAL PROD.....	..	..	..	26.1	..	..	..	950.6
62	GASOLINE & FUEL OIL.....	..	..	..	..	..	..	..	..
63	OTHER PETROLEUM & COAL PROD.....	2.2	..	14.6	..	..	..	..	..
64	INDUSTRIAL CHEMICALS.....	12.0	..	39.0	..	..	..	..	..
65	FERTILIZERS.....	..	..	..	..	..	..	..	..
66	PHARMACEUTICALS.....	..	..	..	..	..	..	..	..
67	OTHER CHEMICAL PRODUCTS.....	..	..	..	9.3	..	..	..	13.4
68	SCIENTIFIC EQUIPMENT.....	..	..	..	3.8	8.6	..	23.5	..
69	OTHER MANUFACTURED PRODUCTS.....	16.3	4.0	..	76.2	..	..	..	..
70	RESIDENTIAL CONSTRUCTION.....	..	..	..	..	..	..	..	..
71	NON-RESIDENTIAL CONSTRUCTION.....	..	..	..	..	..	..	..	..
72	REPAIR CONSTRUCTION.....	..	..	..	..	..	..	..	..
73	PIPELINE TRANSPORTATION.....	..	..	..	..	..	..	..	..
74	TRANSPORTATION & STORAGE.....	..	..	..	..	..	..	..	..
75	RADIO & TELEVISION BROADCASTING.....	..	..	..	..	..	..	..	..
76	TELEPHONE & TELEGRAPH.....	..	..	..	..	..	..	..	..
77	POSTAL SERVICES.....	..	..	..	..	..	..	..	..
78	ELECTRIC POWER.....	7.3	..	16.1	..	..	..	0.2	..
79	OTHER UTILITIES.....	3.9	..	..	..	..	..	..	..
80	WHOLESALE MARGINS.....	27.3	29.5	12.1	82.2	180.3	359.9	127.0	28.8
81	RETAIL MARGINS.....	..	..	..	..	..	..	..	..
82	IMPUTED RENT OWNER OCPD DWEL.....	..	..	..	..	..	..	..	..
83	OTHER FINANCE,INS,REAL ESTATE.....	4.8	3.1	2.0	3.8	0.9	1.1	1.7	1.9
84	BUSINESS SERVICES.....	0.5	..	..	0.1	62.2	2.9	5.3	..
85	EDUCATION SERVICES.....	..	..	..	..	..	..	..	..
86	HEALTH SERVICES.....	..	..	..	..	..	..	..	..
87	AMUSEMENT & RECREATION SERVICES.....	..	..	..	..	..	..	..	..
88	ACCOMMODATION & FOOD SERVICES.....	0.4	2.5	0.7	2.4	1.7	2.4	2.4	1.3
89	OTHER PERSONAL & MISC. SERVICES.....	0.9	5.4	0.5	27.7	51.5	49.1	21.7	4.4
90	TRANSPORTATION MARGINS.....	..	..	..	..	..	..	..	..
91	OPERATING, OFFICE, LAB & FOOD.....	..	..	..	..	..	..	..	..
92	TRAVEL, ADVERTISING & PROMOTION.....	..	..	..	..	..	..	..	..
	TOTAL.....	5117.3	2502.6	5843.2	4658.3	3146.1	11130.9	3524.3	1950.4

NOTE: DETAIL MAY NOT ADD DUE TO ROUNDING AND SUPPRESSION OF CONFIDENTIAL COMMODITIES.

TABLE 46. MAKE (OUTPUT) MATRIX (AGGREGATION - M), 1978 (MILLIONS OF 1971 DOLLARS) - CONTINUED

NO.	COMMODITY AGGREGATION - M	PETROLEUM & COAL PROD.IND.	CHEMICAL & CHEMICAL PROD. IND.	MISC MANUFAC-TURING	CONSTR. INDUSTRY	TRANS & STORAGE	COMMUNI-CATION	ELEC POWER GAS OTHER UTILITIES	WHOLESALE TRADE
1	GRAINS.....	..	..	..	..	..	..	..	..
2	LIVE ANIMALS.....	..	..	..	..	..	..	..	..
3	OTHER AGRICULTURAL PRODUCTS.....	..	..	..	..	..	..	..	..
4	FORESTRY PRODUCTS.....	..	..	..	..	..	..	..	..
5	FISH LANDINGS.....	..	..	..	..	..	..	1.8	1.9
6	HUNTING & TRAPPING PRODUCTS.....	..	..	..	..	..	..	..	..
7	IRON ORES & CONCENTRATES.....	..	..	..	..	..	..	..	..
8	OTHER METAL ORES & CONCENTRATES.....	..	..	32.1	..	..	..	..	..
9	COAL.....	..	..	..	..	..	..	..	..
10	CRUDE MINERAL OILS.....	7.4	..	..	..	..	..	..	..
11	NATURAL GAS.....	..	..	..	..	..	..	..	0.5
12	NON-METALLIC MINERALS.....	..	4.8	..	..	..	..	..	3.3
13	SERVICES INCIDENTAL TO MINING.....	..	..	..	..	..	..	..	..
14	MEAT PRODUCTS.....	..	..	..	..	..	..	..	0.5
15	DAIRY PRODUCTS.....	..	..	..	..	..	..	..	0.5
16	FISH PRODUCTS.....	..	..	..	..	..	..	..	..
17	FRUITS & VEGETABLES PREPARATIONS.....	..	..	..	..	..	..	..	4.2
18	FEEDS.....	..	14.4	..	..	..	..	..	16.3
19	FLOUR,WHEAT,MEAL & OTHER CEREALS.....	..	..	..	..	..	..	..	..
20	BREAKFAST CEREAL & BAKERY PROD.....	..	..	..	..	..	..	..	..
21	SUGAR.....	..	..	..	..	..	..	..	..
22	MISC. FOOD PRODUCTS.....	..	7.1	..	..	..	..	..	11.3
23	SOFT DRINKS.....	..	..	..	..	..	..	..	0.7
24	ALCOHOLIC BEVERAGES.....	..	..	..	..	..	..	..	..
25	TOBACCO PROCESSED UNMANUFACTURED.....	..	..	..	..	..	..	..	..
26	CIGARETTES & TOBACCO MFG.....	..	..	..	..	..	..	..	..
27	TIRES & TUBES.....	..	..	..	..	..	..	..	..
28	OTHER RUBBER PRODUCTS.....	..	..	9.8	..	..	..	..	1.8
29	PLASTIC FABRICATED PRODUCTS.....	..	..	19.6	..	..	..	..	2.5
30	LEATHER & LEATHER PRODUCTS.....	..	..	7.3	..	..	..	..	..
31	YARNS & MAN MADE FIBRES.....	..	..	..	..	..	..	..	..
32	FABRICS.....	..	..	..	..	..	..	..	..
33	OTHER TEXTILE PRODUCTS.....	..	..	9.7	..	..	..	..	2.4
34	HOSIERY & KNITTED WEAR.....	..	..	..	..	..	..	..	..
35	CLOTHING & ACCESSORIES.....	..	..	8.6	..	..	..	..	4.9
36	LUMBER & TIMBER.....	..	..	..	..	..	..	..	11.0
37	VENEER & PLYWOOD.....	..	..	..	..	..	..	..	..
38	OTHER WOOD FABRICATED MATERIALS.....	..	2.6	2.0	..	..	..	..	12.1
39	FURNITURE & FIXTURES.....	..	..	7.2	..	..	..	..	1.0
40	PULP.....	..	..	..	..	..	..	..	..
41	NEWSPRINT & OTHER PAPER STOCK.....	..	..	..	..	..	..	..	6.5
42	PAPER PRODUCTS.....	..	6.4	66.8	..	..	..	..	7.3
43	PRINTING & PUBLISHING.....	..	..	1.5	..	..	..	..	2.1
44	ADVERTISING,PRINT MEDIA.....	..	..	..	..	..	..	..	..
45	IRON & STEEL PRODUCTS.....	..	..	..	..	..	..	..	4.2
46	ALUMINUM PRODUCTS.....	..	..	..	..	..	..	..	..
47	COPPER & COPPER ALLOY PRODUCTS.....	..	..	..	..	..	..	..	..
48	NICKEL PRODUCTS.....	..	..	..	..	..	..	..	..
49	OTHER NON FERROUS METAL PRODUCTS.....	..	14.8	23.1	..	..	..	..	0.3
50	BOILERS, TANKS & PLATES.....	..	..	..	..	..	..	..	..
51	FABRICATED STRUCTURAL METAL PROD.....	..	..	..	..	..	..	..	8.3
52	OTHER METAL FABRICATED PRODUCTS.....	..	..	9.7	..	..	..	..	5.7
53	AGRICULTURAL MACHINERY.....	..	..	..	..	..	..	..	9.4
54	OTHER INDUSTRIAL MACHINERY.....	0.4	2.2	6.9	..	..	..	..	24.1
55	MOTOR VEHICLES.....	..	..	..	..	..	..	..	1.6
56	MOTOR VEHICLE PARTS.....	..	..	4.6	..	..	..	..	9.3
57	OTHER TRANSPORT EQUIPMENT.....	..	..	3.3	..	138.8	..	..	1.2
58	APPLIANCES & RECEIVERS,HOUSEHOLD.....	..	..	36.7	..	..	..	..	19.6
59	OTHER ELECTRICAL PRODUCTS.....	..	..	26.7	..	..	161.9	..	14.9
60	CEMENT & CONCRETE PRODUCTS.....	..	..	..	..	..	..	..	..
61	OTHER NON-METALLIC MINERAL PROD.....	..	..	0.7	..	..	..	..	3.8
62	GASOLINE & FUEL OIL.....	2487.6	..	..	..	..	..	..	..
63	OTHER PETROLEUM & COAL PROD.....	482.0	33.4	..	..	4.2	..	0.1	1.4
64	INDUSTRIAL CHEMICALS.....	..	1680.3	4.5	..	..	..	..	3.3
65	FERTILIZERS.....	..	75.6	..	..	..	..	..	..
66	PHARMACEUTICALS.....	..	562.5	..	..	..	..	..	0.5
67	OTHER CHEMICAL PRODUCTS.....	10.9	1511.8	9.9	..	..	..	..	17.5
68	SCIENTIFIC EQUIPMENT.....	..	5.4	469.3	..	..	..	..	7.3
69	OTHER MANUFACTURED PRODUCTS.....	9.5	24.5	714.7	..	..	..	..	12.3
70	RESIDENTIAL CONSTRUCTION.....	..	..	..	5185.4	..	..	..	..
71	NON-RESIDENTIAL CONSTRUCTION.....	..	..	..	11199.6	..	..	..	..
72	REPAIR CONSTRUCTION.....	..	..	..	3525.4	..	..	..	..
73	PIPELINE TRANSPORTATION.....	..	..	..	..	728.0	..	14.1	..
74	TRANSPORTATION & STORAGE.....	..	..	..	..	9258.1	..	..	..
75	RADIO & TELEVISION BROADCASTING.....	..	..	..	..	..	664.1	..	..
76	TELEPHONE & TELEGRAPH.....	..	..	..	..	..	3754.5	..	..
77	POSTAL SERVICES.....	..	..	..	..	..	578.0	..	..
78	ELECTRIC POWER.....	..	0.2	..	..	..	..	3205.4	..
79	OTHER UTILITIES.....	..	..	..	..	..	..	624.4	..
80	WHOLESALE MARGINS.....	7.1	186.3	87.7	..	9.7	..	..	6829.2
81	RETAIL MARGINS.....	..	..	..	..	10.4	..	33.3	..
82	IMPUTED RENT OWNER OCPD, DWEL.....	..	..	..	..	..	..	..	..
83	OTHER FINANCE,INS.,REAL ESTATE.....	27.3	2.6	1.4	74.1	37.5	4.3	7.5	30.8
84	BUSINESS SERVICES.....	1.2	2.8	..	0.1	20.1	40.9	15.0	54.0
85	EDUCATION SERVICES.....	..	..	..	..	..	..	..	..
86	HEALTH SERVICES.....	..	..	..	..	..	..	..	..
87	AMUSEMENT & RECREATION SERVICES.....	..	..	..	..	..	14.2	..	..
88	ACCOMMODATION & FOOD SERVICES.....	0.5	3.5	1.4	..	29.5	..	4.7	..
89	OTHER PERSONAL & MISC. SERVICES.....	..	2.1	54.9	59.5	91.7	7.6	44.4	608.8
90	TRANSPORTATION MARGINS.....	..	..	..	..	..	..	..	..
91	OPERATING, OFFICE, LAB. & FOOD.....	..	..	..	..	..	..	..	..
92	TRAVEL, ADVERTISING & PROMOTION.....	..	..	..	..	..	..	..	..
	TOTAL.....	3096.6	4217.3	1632.8	20044.2	10322.0	5224.7	3950.6	7758.3

NOTE: DETAIL MAY NOT ADD DUE TO ROUNDING AND SUPPRESSION OF CONFIDENTIAL COMMODITIES.

TABLE 46. MAKE (OUTPUT) MATRIX (AGGREGATION - M), 1978 (MILLIONS OF 1971 DOLLARS) - CONTINUED

NO.	COMMODITY AGGREGATION - M	RETAIL TRADE	OWNER OCCUPIED DWELLINGS	FINANCE, INS. & REAL EST.	EDUCATION & HEALTH SERVICES	AMUSEMENT RECREATION SERVICES	SERVICE TO BUSINESS MANAGEMENT	ACCOMMODATION & FOOD SERVICES	TRANSPORTATION
1	GRAINS.....	--	--	--	--	--	--	--	--
2	LIVE ANIMALS.....	--	--	--	--	--	--	--	--
3	OTHER AGRICULTURAL PRODUCTS.....	3.5	--	--	--	--	--	--	--
4	FORESTRY PRODUCTS.....	--	--	--	--	--	--	--	--
5	FISH LANDINGS.....	--	--	--	--	--	--	--	--
6	HUNTING & TRAPPING PRODUCTS.....	--	--	--	--	--	--	--	--
7	IRON ORES & CONCENTRATES.....	--	--	--	--	--	--	--	--
8	OTHER METAL ORES & CONCENTRATES.....	--	--	--	--	--	--	--	--
9	COAL.....	--	--	--	--	--	--	--	--
10	CRUDE MINERAL OILS.....	--	--	--	--	--	--	--	--
11	NATURAL GAS.....	--	--	--	--	--	--	--	--
12	NON-METALLIC MINERALS.....	--	--	--	--	--	--	--	--
13	SERVICES INCIDENTAL TO MINING.....	--	--	--	--	--	--	--	--
14	MEAT PRODUCTS.....	234.9	--	--	--	--	--	--	--
15	DAIRY PRODUCTS.....	--	--	--	--	--	--	--	--
16	FISH PRODUCTS.....	--	--	--	--	--	--	--	--
17	FRUITS & VEGETABLES PREPARATIONS.....	--	--	--	--	--	--	--	--
18	FEEDS.....	--	--	--	--	--	--	--	--
19	FLOUR,WHEAT,MEAL & OTHER CEREALS.....	--	--	--	--	--	--	--	--
20	BREAKFAST CEREAL & BAKERY PROD.....	--	--	--	--	--	--	--	--
21	SUGAR.....	--	--	--	--	--	--	--	--
22	MISC. FOOD PRODUCTS.....	5.7	--	--	--	--	--	--	--
23	SOFT DRINKS.....	--	--	--	--	--	--	--	--
24	ALCOHOLIC BEVERAGES.....	--	--	--	--	--	--	--	--
25	TOBACCO PROCESSED UNMANUFACTURED.....	--	--	--	--	--	--	--	--
26	CIGARETTES & TOBACCO MFG.....	--	--	--	--	--	--	--	--
27	TIRES & TUBES.....	--	--	--	--	--	--	--	--
28	OTHER RUBBER PRODUCTS.....	--	--	--	--	--	--	--	--
29	PLASTIC FABRICATED PRODUCTS.....	--	--	--	--	--	--	--	--
30	LEATHER & LEATHER PRODUCTS.....	--	--	--	--	--	--	--	--
31	YARNS & MAN MADE FIBRES.....	--	--	--	--	--	--	--	--
32	FABRICS.....	--	--	--	--	--	--	--	--
33	OTHER TEXTILE PRODUCTS.....	2.6	--	--	--	--	--	--	--
34	HOSIERY & KNITTED WEAR.....	--	--	--	--	--	--	--	--
35	CLOTHING & ACCESSORIES.....	0.4	--	--	--	--	--	--	--
36	LUMBER & TIMBER.....	--	--	--	--	--	--	--	--
37	VENEER & PLYWOOD.....	--	--	--	--	--	--	--	--
38	OTHER WOOD FABRICATED MATERIALS.....	--	--	--	--	--	--	--	--
39	FURNITURE & FIXTURES.....	--	--	--	--	--	--	--	--
40	PULP.....	--	--	--	--	--	--	--	--
41	NEWSPRINT & OTHER PAPER STOCK.....	--	--	--	--	--	--	--	--
42	PAPER PRODUCTS.....	--	--	--	--	--	--	--	--
43	PRINTING & PUBLISHING.....	--	--	--	--	--	--	--	--
44	ADVERTISING,PRINT MEDIA.....	--	--	--	--	--	--	--	--
45	IRON & STEEL PRODUCTS.....	--	--	--	--	--	--	--	--
46	ALUMINUM PRODUCTS.....	--	--	--	--	--	--	--	--
47	COPPER & COPPER ALLOY PRODUCTS.....	--	--	--	--	--	--	--	--
48	NICKEL PRODUCTS.....	--	--	--	--	--	--	--	--
49	OTHER NON FERROUS METAL PRODUCTS.....	--	--	--	--	--	--	--	--
50	BOILERS, TANKS & PLATES.....	--	--	--	--	--	--	--	--
51	FABRICATED STRUCTURAL METAL PROD.....	--	--	--	--	--	--	--	--
52	OTHER METAL FABRICATED PRODUCTS.....	--	--	--	--	--	--	--	--
53	AGRICULTURAL MACHINERY.....	--	--	--	--	--	--	--	--
54	OTHER INDUSTRIAL MACHINERY.....	--	--	--	--	--	--	--	--
55	MOTOR VEHICLES.....	--	--	--	--	--	--	--	--
56	MOTOR VEHICLE PARTS.....	--	--	--	--	--	--	--	--
57	OTHER TRANSPORT EQUIPMENT.....	--	--	--	--	--	--	--	--
58	APPLIANCES & RECEIVERS,HOUSEHOLD.....	--	--	--	--	--	--	--	--
59	OTHER ELECTRICAL PRODUCTS.....	--	--	--	--	--	--	--	--
60	CEMENT & CONCRETE PRODUCTS.....	--	--	--	--	--	--	--	--
61	OTHER NON-METALLIC MINERAL PROD.....	--	--	--	--	--	--	--	--
62	GASOLINE & FUEL OIL.....	--	--	--	--	--	--	--	--
63	OTHER PETROLEUM & COAL PROD.....	--	--	--	--	--	--	--	--
64	INDUSTRIAL CHEMICALS.....	--	--	--	--	--	--	--	--
65	FERTILIZERS.....	--	--	--	--	--	--	--	--
66	PHARMACEUTICALS.....	--	--	--	--	--	--	--	--
67	OTHER CHEMICAL PRODUCTS.....	--	--	--	--	--	--	--	--
68	SCIENTIFIC EQUIPMENT.....	--	--	--	--	--	--	--	--
69	OTHER MANUFACTURED PRODUCTS.....	--	--	--	--	--	--	--	--
70	RESIDENTIAL CONSTRUCTION.....	--	--	--	--	--	--	--	--
71	NON-RESIDENTIAL CONSTRUCTION.....	--	--	--	--	--	--	--	--
72	REPAIR CONSTRUCTION.....	--	--	--	--	--	--	--	--
73	PIPELINE TRANSPORTATION.....	--	--	--	--	--	--	--	--
74	TRANSPORTATION & STORAGE.....	7.6	--	0.2	--	--	--	--	--
75	RADIO & TELEVISION BROADCASTING.....	--	--	--	--	--	--	--	--
76	TELEPHONE & TELEGRAPH.....	--	--	--	--	--	--	--	--
77	POSTAL SERVICES.....	--	--	--	--	--	--	--	--
78	ELECTRIC POWER.....	--	--	--	--	--	--	--	--
79	OTHER UTILITIES.....	--	--	--	--	--	--	--	10.1
80	WHOLESALE MARGINS.....	--	--	--	--	--	105.7	--	--
81	RETAIL MARGINS.....	9328.4	--	--	--	22.4	25.4	26.0	10.6
82	IMPUTED RENT OWNER OCPD. DWEL.....	--	7424.9	--	--	--	--	--	--
83	OTHER FINANCE,INS,REAL ESTATE.....	58.2	--	15740.4	3.6	14.2	32.2	40.2	5.2
84	BUSINESS SERVICES.....	2.5	--	61.4	--	0.5	5330.4	--	--
85	EDUCATION SERVICES.....	--	--	--	392.5	--	--	--	--
86	HEALTH SERVICES.....	--	--	--	2663.0	--	--	--	--
87	AMUSEMENT & RECREATION SERVICES.....	--	--	--	--	1205.1	4.2	0.6	--
88	ACCOMMODATION & FOOD SERVICES.....	163.6	--	--	--	57.6	--	5425.4	0.1
89	OTHER PERSONAL & MISC SERVICES.....	1530.9	--	408.7	--	--	870.8	32.6	1515.5
90	TRANSPORTATION MARGINS.....	--	--	--	--	--	--	--	--
91	OPERATING OFFICE, LAB. & FOOD.....	--	--	--	--	--	--	--	--
92	TRAVEL ADVERTISING & PROMOTION.....	--	--	--	--	--	--	--	--
	TOTAL.....	11338.3	7424.9	16210.8	2999.1	1299.8	6368.7	5524.8	1541.5

NOTE: DETAIL MAY NOT ADD DUE TO ROUNDING AND SUPPRESSION OF CONFIDENTIAL COMMODITIES.



TABLE 46. MAKE (OUTPUT) MATRIX (AGGREGATION - M), 1978 (MILLIONS OF 1971 DOLLARS) - CONCLUDED

NO.	COMMODITY AGGREGATION - M	TRANS. MARGINS	OPERATING OFFICE LAB & FOOD	TRAVEL PROMOTION, ADVTG.	TOTAL INDUSTRIES
1	GRAINS	--	--	--	1327.7
2	LIVE ANIMALS	--	--	--	2172.5
3	OTHER AGRICULTURAL PRODUCTS	--	--	--	2087.2
4	FORESTRY PRODUCTS	--	--	--	1757.8
5	FISH LANDINGS	--	--	--	240.6
6	HUNTING & TRAPPING PRODUCTS	--	--	--	15.1
7	IRON ORES & CONCENTRATES	--	--	--	494.0
8	OTHER METAL ORES & CONCENTRATES	--	--	--	1551.9
9	COAL	--	--	--	184.8
10	CRUDE MINERAL OILS	--	--	--	1467.5
11	NATURAL GAS	--	--	--	391.8
12	NON-METALLIC MINERALS	--	--	--	525.9
13	SERVICES INCIDENTAL TO MINING	--	--	--	1036.3
14	MEAT PRODUCTS	--	--	--	3498.4
15	DAIRY PRODUCTS	--	--	--	1607.5
16	FISH PRODUCTS	--	--	--	453.7
17	FRUITS & VEGETABLES PREPARATIONS	--	--	--	762.9
18	FEEDS	--	--	--	996.8
19	FLOUR,WHEAT,MEAL & OTHER CEREALS	--	--	--	210.7
20	BREAKFAST CEREAL & BAKERY PROD.	--	--	--	782.4
21	SUGAR	--	--	--	260.9
22	MISC. FOOD PRODUCTS	--	--	--	1240.1
23	SOFT DRINKS	--	--	--	390.0
24	ALCOHOLIC BEVERAGES	--	--	--	994.9
25	TOBACCO PROCESSED UNMANUFACTURED	--	--	--	169.0
26	CIGARETTES & TOBACCO MFG.	--	--	--	458.6
27	TIRES & TUBES	--	--	--	--
28	OTHER RUBBER PRODUCTS	--	--	--	860.1
29	PLASTIC FABRICATED PRODUCTS	--	--	--	670.8
30	LEATHER & LEATHER PRODUCTS	--	--	--	425.1
31	YARNS & MAN MADE FIBRES	--	--	--	474.3
32	FABRICS	--	--	--	758.2
33	OTHER TEXTILE PRODUCTS	--	--	--	843.6
34	HOSIERY & KNITTED WEAR	--	--	--	548.2
35	CLOTHING & ACCESSORIES	--	--	--	1788.0
36	LUMBER & TIMBER	--	--	--	1701.6
37	VENEER & PLYWOOD	--	--	--	377.0
38	OTHER WOOD FABRICATED MATERIALS	--	--	--	1275.2
39	FURNITURE & FIXTURES	--	--	--	1006.7
40	PULP	--	--	--	1147.3
41	NEWSPRINT & OTHER PAPER STOCK	--	--	--	2361.5
42	PAPER PRODUCTS	--	--	--	1580.5
43	PRINTING & PUBLISHING	--	--	--	1694.4
44	ADVERTISING,PRINT MEDIA	--	--	--	726.9
45	IRON & STEEL PRODUCTS	--	--	--	2692.8
46	ALUMINUM PRODUCTS	--	--	--	979.4
47	COPPER & COPPER ALLOY PRODUCTS	--	--	--	897.9
48	NICKEL PRODUCTS	--	--	--	419.3
49	OTHER NON FERROUS METAL PRODUCTS	--	--	--	569.4
50	BOILERS, TANKS & PLATES	--	--	--	286.0
51	FABRICATED STRUCTURAL METAL PROD.	--	--	--	1104.2
52	OTHER METAL FABRICATED PRODUCTS	--	--	--	2895.8
53	AGRICULTURAL MACHINERY	--	--	--	487.7
54	OTHER INDUSTRIAL MACHINERY	--	--	--	2554.2
55	MOTOR VEHICLES	--	--	--	6387.7
56	MOTOR VEHICLE PARTS	--	--	--	3461.6
57	OTHER TRANSPORT EQUIPMENT	--	--	--	1410.0
58	APPLIANCES & RECEIVERS,HOUSEHOLD	--	--	--	914.4
59	OTHER ELECTRICAL PRODUCTS	--	--	--	3068.6
60	CEMENT & CONCRETE PRODUCTS	--	--	--	898.4
61	OTHER NON-METALLIC MINERAL PROD.	--	--	--	1014.2
62	GASOLINE & FUEL OIL	--	--	--	2494.0
63	OTHER PETROLEUM & COAL PROD.	--	--	--	655.0
64	INDUSTRIAL CHEMICALS	--	--	--	1852.2
65	FERTILIZERS	--	--	--	282.0
66	PHARMACEUTICALS	--	--	--	584.6
67	OTHER CHEMICAL PRODUCTS	--	--	--	1700.8
68	SCIENTIFIC EQUIPMENT	--	--	--	538.8
69	OTHER MANUFACTURED PRODUCTS	--	--	--	940.0
70	RESIDENTIAL CONSTRUCTION	--	--	--	5185.4
71	NON-RESIDENTIAL CONSTRUCTION	--	--	--	11199.6
72	REPAIR CONSTRUCTION	--	--	--	3525.4
73	PIPELINE TRANSPORTATION	--	--	--	742.1
74	TRANSPORTATION & STORAGE	--	--	--	9268.9
75	RADIO & TELEVISION BROADCASTING	--	--	--	664.1
76	TELEPHONE & TELEGRAPH	--	--	--	3753.5
77	POSTAL SERVICES	--	--	--	578.0
78	ELECTRIC POWER	--	--	--	3230.9
79	OTHER UTILITIES	--	--	--	638.7
80	WHOLESALE MARGINS	--	--	--	8494.5
81	RETAIL MARGINS	--	--	--	9456.6
82	IMPUTED RENT OWNER OCPD, DWEL.	--	--	--	7424.9
83	OTHER FINANCE,INS.,REAL ESTATE	--	--	--	16227.3
84	BUSINESS SERVICES	--	--	--	5601.1
85	EDUCATION SERVICES	--	--	--	332.5
86	HEALTH SERVICES	--	--	--	2663.0
87	AMUSEMENT & RECREATION SERVICES	--	--	--	1224.0
88	ACCOMMODATION & FOOD SERVICES	--	--	--	5738.2
89	OTHER PERSONAL & MISC. SERVICES	--	--	--	5420.1
90	TRANSPORTATION MARGINS	4112.1	--	--	4112.1
91	OPERATING, OFFICE, LAB. & FOOD	--	7204.0	--	7204.0
92	TRAVEL, ADVERTISING & PROMOTION	--	--	4412.4	4412.4
	TOTAL	4112.1	7204.0	4412.4	199505.3

NOTE: DETAIL MAY NOT ADD DUE TO ROUNDING AND SUPPRESSION OF CONFIDENTIAL COMMODITIES.

TABLE 47. USE (INPUT) MATRIX (AGGREGATION - M), 1978 (MILLIONS OF 1971 DOLLARS)

COMMODITY AGGREGATION - M NO.	AGRICUL- TURE	FORES- TRY	FISHING, HUNTING & TRAPPING	METAL MINES	MINERAL FUELS	NON-METAL MINES & QUARRIES	SERVICES INCIDENTAL TO MINING	FOOD & BEVERAGE INDUSTRIES
1 GRAINS.....	40.4	--	--	--	--	--	--	386.8
2 LIVE ANIMALS.....	218.5	--	--	--	--	--	--	1644.7
3 OTHER AGRICULTURAL PRODUCTS.....	121.2	--	--	--	--	--	--	986.5
4 FORESTRY PRODUCTS.....	0.4	186.1	--	--	--	--	--	--
5 FISH LANDINGS.....	--	--	2.9	--	--	--	--	212.6
6 HUNTING & TRAPPING PRODUCTS.....	--	--	--	--	--	--	--	--
7 IRON ORES & CONCENTRATES.....	--	--	--	0.2	--	--	--	--
8 OTHER METAL ORES & CONCENTRATES.....	--	--	--	17.0	--	--	--	--
9 COAL.....	0.7	--	--	0.7	--	--	--	0.1
10 CRUDE MINERAL OILS.....	--	--	--	--	--	--	--	--
11 NATURAL GAS.....	1.0	--	0.1	2.2	1.7	3.0	--	8.5
12 NON-METALLIC MINERALS.....	9.1	--	0.7	13.4	0.8	2.6	4.5	5.7
13 SERVICES INCIDENTAL TO MINING.....	--	--	--	249.1	186.1	12.7	--	--
14 MEAT PRODUCTS.....	2.8	--	--	--	--	--	--	774.5
15 DAIRY PRODUCTS.....	--	--	--	--	--	--	--	220.6
16 FISH PRODUCTS.....	--	--	--	--	--	--	--	35.9
17 FRUITS & VEGETABLES PREPARATIONS.....	--	--	--	--	--	--	--	96.9
18 FEEDS.....	641.3	--	--	--	--	--	--	210.4
19 FLOUR,WHEAT,MEAL & OTHER CEREALS.....	--	--	--	--	--	--	--	107.8
20 BREAKFAST CEREAL & BAKERY PROD.....	--	--	--	--	--	--	--	6.0
21 SUGAR.....	--	--	--	--	--	--	--	152.6
22 MISC. FOOD PRODUCTS.....	--	--	--	--	--	--	--	379.5
23 SOFT DRINKS.....	--	--	--	--	--	--	--	45.2
24 ALCOHOLIC BEVERAGES.....	--	--	--	--	--	--	--	31.2
25 TOBACCO PROCESSED UNMANUFACTURED ..	--	--	--	--	--	--	--	--
26 CIGARETTES & TOBACCO MFG.....	--	--	--	--	--	--	--	--
27 TIRES & TUBES.....	--	--	--	--	--	--	--	--
28 OTHER RUBBER PRODUCTS.....	16.3	--	--	--	--	--	--	--
29 PLASTIC FABRICATED PRODUCTS.....	--	--	--	--	--	3.2	--	69.7
30 LEATHER & LEATHER PRODUCTS.....	--	--	--	--	--	--	--	--
31 YARNS & MAN MADE FIBRES.....	--	--	0.8	--	--	--	--	--
32 FABRICS.....	--	--	--	--	--	--	--	0.6
33 OTHER TEXTILE PRODUCTS.....	10.6	3.5	9.1	0.8	--	0.4	--	9.9
34 HOSIERY & KNITTED WEAR.....	--	--	--	--	--	--	--	--
35 CLOTHING & ACCESSORIES.....	--	--	--	--	--	--	--	--
36 LUMBER & TIMBER.....	0.1	--	4.7	--	0.4	0.3	--	--
37 VENEER & PLYWOOD.....	--	--	--	--	--	--	--	--
38 OTHER WOOD FABRICATED MATERIALS.....	2.5	--	--	--	--	1.0	--	3.0
39 FURNITURE & FIXTURES.....	--	--	--	--	--	--	--	--
40 PULP.....	--	--	--	--	--	--	--	--
41 NEWSPRINT & OTHER PAPER STOCK.....	--	--	--	--	--	--	--	14.8
42 PAPER PRODUCTS.....	4.7	--	--	0.7	--	8.3	--	318.1
43 PRINTING & PUBLISHING.....	--	--	--	--	--	0.3	--	42.1
44 ADVERTISING,PRINT MEDIA.....	--	--	--	--	--	--	--	--
45 IRON & STEEL PRODUCTS.....	--	--	--	30.1	13.1	1.8	35.7	--
46 ALUMINUM PRODUCTS.....	--	--	--	--	--	--	--	0.2
47 COPPER & COPPER ALLOY PRODUCTS.....	--	--	--	--	--	--	--	--
48 NICKEL PRODUCTS.....	--	--	--	--	--	--	--	--
49 OTHER NON FERROUS METAL PRODUCTS.....	--	--	--	0.9	0.1	--	--	1.7
50 BOILERS, TANKS & PLATES.....	--	--	--	--	--	--	--	--
51 FABRICATED STRUCTURAL METAL PROD.....	--	--	--	2.1	0.9	--	--	--
52 OTHER METAL FABRICATED PRODUCTS.....	29.3	14.9	1.2	2.8	2.7	--	--	227.8
53 AGRICULTURAL MACHINERY.....	53.7	--	--	--	--	--	--	--
54 OTHER INDUSTRIAL MACHINERY.....	--	12.1	3.3	27.1	26.8	15.8	15.7	6.1
55 MOTOR VEHICLES.....	--	--	--	--	--	--	--	--
56 MOTOR VEHICLE PARTS.....	--	--	--	--	--	--	--	--
57 OTHER TRANSPORT EQUIPMENT.....	1.3	2.6	16.8	4.2	0.9	--	--	--
58 APPLIANCES & RECEIVERS,HOUSEHOLD.....	--	--	--	--	--	--	--	--
59 OTHER ELECTRICAL PRODUCTS.....	--	--	6.4	--	--	--	9.0	--
60 CEMENT & CONCRETE PRODUCTS.....	--	--	--	--	--	0.2	6.1	--
61 OTHER NON-METALLIC MINERAL PROD.....	2.3	0.1	0.5	5.1	--	0.4	6.3	106.8
62 GASOLINE & FUEL OIL.....	165.3	25.9	11.1	26.9	10.1	10.2	21.3	23.9
63 OTHER PETROLEUM & COAL PROD.....	25.6	1.0	2.3	7.7	2.5	4.5	4.5	5.8
64 INDUSTRIAL CHEMICALS.....	168.0	0.3	0.2	24.8	11.3	3.7	0.7	42.5
65 FERTILIZERS.....	85.5	--	--	--	--	--	--	--
66 PHARMACEUTICALS.....	17.5	--	--	--	--	--	--	17.9
67 OTHER CHEMICAL PRODUCTS.....	115.3	2.1	0.2	37.7	8.7	11.9	5.2	72.6
68 SCIENTIFIC EQUIPMENT.....	--	--	--	--	--	--	--	0.1
69 OTHER MANUFACTURED PRODUCTS.....	--	--	5.0	--	--	--	--	1.7
70 RESIDENTIAL CONSTRUCTION.....	--	--	--	--	--	--	--	--
71 NON-RESIDENTIAL CONSTRUCTION.....	--	--	--	--	--	--	--	--
72 REPAIR CONSTRUCTION.....	136.6	24.9	3.5	27.5	201.3	6.5	--	25.5
73 PIPELINE TRANSPORTATION.....	3.4	--	0.1	3.0	2.3	3.6	--	10.8
74 TRANSPORTATION & STORAGE.....	18.9	189.0	2.0	26.5	11.0	7.2	32.6	73.8
75 RADIO & TELEVISION BROADCASTING.....	--	--	--	--	--	--	--	--
76 TELEPHONE & TELEGRAPH.....	44.9	4.1	0.5	6.5	11.6	2.9	4.7	44.5
77 POSTAL SERVICES.....	2.6	0.3	--	0.4	1.8	0.2	0.2	4.2
78 ELECTRIC POWER.....	103.2	1.0	0.2	67.2	59.7	17.6	11.6	50.9
79 OTHER UTILITIES.....	6.4	--	0.1	2.8	9.6	2.6	--	15.6
80 WHOLESALE MARGINS.....	175.0	11.1	7.0	30.3	16.5	11.7	16.2	236.1
81 RETAIL MARGINS.....	41.3	1.0	1.4	1.0	0.4	0.8	1.7	2.1
82 IMPUTED RENT OWNER OCPD DWEL.....	--	--	--	--	--	--	--	--
83 OTHER FINANCE,INS,REAL ESTATE.....	282.9	123.3	4.3	78.3	428.1	25.5	26.7	137.0
84 BUSINESS SERVICES.....	16.8	8.7	0.5	79.7	201.7	11.8	21.9	92.0
85 EDUCATION SERVICES.....	--	--	--	--	--	--	--	--
86 HEALTH SERVICES.....	--	--	--	--	--	--	--	--
87 AMUSEMENT & RECREATION SERVICES.....	--	--	--	--	--	--	--	--
88 ACCOMMODATION & FOOD SERVICES.....	--	--	--	--	--	--	--	--
89 OTHER PERSONAL & MISC. SERVICES.....	17.2	64.0	4.2	19.3	7.2	14.1	14.2	52.4
90 TRANSPORTATION MARGINS.....	70.1	3.5	3.2	18.5	5.1	5.0	8.9	249.7
91 OPERATING, OFFICE, LAB & FOOD.....	170.9	228.1	1.1	267.3	152.5	98.2	116.9	226.0
92 TRAVEL, ADVERTISING & PROMOTION.....	0.3	4.4	--	6.1	25.0	5.6	20.0	366.7
93 NON-COMPETING IMPORTS.....	--	--	--	--	--	--	--	216.0
94 UNALLOCATED IMPORTS & EXPORTS.....	--	--	--	--	--	--	--	--
95 INDIRECT TAXES.....	280.8	40.5	6.9	51.6	107.1	17.5	12.0	98.6
96 SUBSIDIES.....	-200.6	-1.0	-1.3	-9.4	-4.0	--	-0.1	-30.3
GDP AT FACTOR COST.....	2800.6	779.0	161.8	1061.5	789.5	386.0	435.5	3105.1
<b>TOTAL.....</b>	<b>5694.9</b>	<b>1730.5</b>	<b>260.6</b>	<b>2191.5</b>	<b>2292.6</b>	<b>697.2</b>	<b>832.2</b>	<b>11247.5</b>

NOTE: DETAIL MAY NOT ADD DUE TO ROUNDING.

TABLE 47. USE (INPUT) MATRIX (AGGREGATION - M), 1978 (MILLIONS OF 1971 DOLLARS) - CONTINUED

NO.	COMMODITY AGGREGATION - M	TOBACCO PRODUCTS INDUSTRIES	RUBBER & PLASTIC PROD. IND.	LEATHER INDUSTRIES	TEXTILE INDUSTRIES	KNITTING MILLS	CLOTHING INDUSTRIES	WOOD	FURNITURE, FIXTURE INDUSTRIES
1	GRAINS.....	--	--	--	--	--	--	--	--
2	LIVE ANIMALS.....	--	--	--	--	--	--	--	--
3	OTHER AGRICULTURAL PRODUCTS.....	154.7	--	--	0.6	0.2	12.3	0.1	--
4	FORESTRY PRODUCTS.....	--	--	--	--	--	--	1017.9	0.3
5	FISH LANDINGS.....	--	--	--	--	--	--	--	--
6	HUNTING & TRAPPING PRODUCTS.....	--	--	--	--	--	19.0	--	--
7	IRON ORES & CONCENTRATES.....	--	--	--	--	--	--	--	--
8	OTHER METAL, ORES & CONCENTRATES.....	--	--	0.2	--	--	--	--	--
9	COAL.....	--	--	--	--	--	--	--	--
10	CRUDE MINERAL OILS.....	--	0.1	--	--	--	--	--	--
11	NATURAL GAS.....	0.1	1.3	0.2	1.7	0.2	0.2	2.8	0.4
12	NON-METALLIC MINERALS.....	--	1.7	0.2	0.7	--	--	--	--
13	SERVICES INCIDENTAL TO MINING.....	--	--	--	--	--	--	--	--
14	MEAT PRODUCTS.....	--	0.3	19.6	1.2	--	--	--	--
15	DAIRY PRODUCTS.....	--	--	--	--	--	--	--	--
16	FISH PRODUCTS.....	--	--	0.3	--	--	--	--	--
17	FRUITS & VEGETABLES PREPARATIONS.....	--	--	--	--	--	--	--	--
18	FEEDS.....	--	--	--	--	--	--	--	--
19	FLOUR,WHEAT,MEAL & OTHER CEREALS.....	--	--	--	--	--	--	--	--
20	BREAKFAST CEREAL & BAKERY PROD.....	--	--	--	--	--	--	--	--
21	SUGAR.....	--	--	--	--	--	--	--	--
22	MISC. FOOD PRODUCTS.....	0.4	0.4	--	--	--	--	--	--
23	SOFT DRINKS.....	--	--	--	--	--	--	--	--
24	ALCOHOLIC BEVERAGES.....	--	--	--	--	--	--	--	--
25	TOBACCO PROCESSED UNMANUFACTURED.....	115.1	--	--	--	--	--	--	--
26	CIGARETTES & TOBACCO MFG.....	2.0	--	--	--	--	--	--	--
27	TIRES & TUBES.....	--	--	--	--	--	--	--	--
28	OTHER RUBBER PRODUCTS.....	--	13.0	43.2	11.3	--	0.2	0.1	22.1
29	PLASTIC FABRICATED PRODUCTS.....	1.7	43.1	11.8	22.2	0.4	2.5	16.4	19.6
30	LEATHER & LEATHER PRODUCTS.....	--	2.1	62.3	1.7	--	29.7	--	0.7
31	YARNS & MAN MADE FIBRES.....	8.7	15.4	0.2	378.6	181.1	12.5	--	--
32	FABRICS.....	--	74.4	3.2	197.3	--	596.6	1.0	72.0
33	OTHER TEXTILE PRODUCTS.....	--	1.2	2.1	34.7	5.0	51.3	1.0	13.8
34	HOSIERY & KNITTED WEAR.....	--	--	--	0.6	0.7	--	--	--
35	CLOTHING & ACCESSORIES.....	--	0.8	3.2	34.6	14.6	114.7	--	--
36	LUMBER & TIMBER.....	--	0.4	--	0.1	--	--	179.2	28.0
37	VENEER & PLYWOOD.....	--	0.4	0.3	--	--	--	82.5	15.2
38	OTHER WOOD FABRICATED MATERIALS.....	0.1	2.5	0.3	1.0	--	--	89.9	14.6
39	FURNITURE & FIXTURES.....	--	0.1	--	0.2	--	--	5.6	31.9
40	PULP.....	--	--	--	8.8	--	--	--	--
41	NEWSPRINT & OTHER PAPER STOCK.....	6.3	9.8	1.2	2.6	0.7	1.1	9.5	5.0
42	PAPER PRODUCTS.....	47.9	22.8	6.2	19.6	4.5	9.1	5.3	15.9
43	PRINTING & PUBLISHING.....	1.2	1.0	0.4	1.9	1.2	1.0	0.1	1.5
44	ADVERTISING,PRINT MEDIA.....	--	--	--	--	--	--	--	--
45	IRON & STEEL PRODUCTS.....	--	0.6	--	2.6	--	--	0.9	30.2
46	ALUMINUM PRODUCTS.....	--	3.0	--	1.3	--	--	5.8	0.1
47	COPPER & COPPER ALLOY PRODUCTS.....	--	0.7	--	--	--	--	--	--
48	NICKEL PRODUCTS.....	--	0.2	--	0.1	--	--	--	--
49	OTHER NON FERROUS METAL PRODUCTS.....	--	4.0	--	0.8	--	--	--	--
50	BOILERS, TANKS & PLATES.....	--	--	--	--	--	--	0.1	--
51	FABRICATED STRUCTURAL METAL PROD.....	--	0.3	--	0.1	--	--	13.0	0.1
52	OTHER METAL FABRICATED PRODUCTS.....	2.3	26.7	4.7	10.4	0.1	0.8	32.3	61.5
53	AGRICULTURAL MACHINERY.....	--	--	--	--	--	--	--	--
54	OTHER INDUSTRIAL MACHINERY.....	--	1.8	0.1	1.4	--	--	0.1	2.1
55	MOTOR VEHICLES.....	--	--	--	0.2	--	--	--	--
56	MOTOR VEHICLE PARTS.....	--	9.7	--	11.6	--	--	--	--
57	OTHER TRANSPORT EQUIPMENT.....	--	0.1	--	--	--	--	--	--
58	APPLIANCES & RECEIVERS,HOUSEHOLD.....	--	0.2	--	--	--	--	2.9	--
59	OTHER ELECTRICAL PRODUCTS.....	--	2.1	--	0.3	--	--	0.1	11.2
60	CEMENT & CONCRETE PRODUCTS.....	--	--	--	--	--	--	--	--
61	OTHER NON-METALLIC MINERAL PROD.....	--	7.7	0.2	0.9	--	0.5	24.1	6.5
62	GASOLINE & FUEL OIL.....	0.3	3.5	0.5	6.4	0.7	0.9	8.4	1.1
63	OTHER PETROLEUM & COAL PROD.....	0.1	1.2	0.1	1.2	--	0.1	4.0	0.2
64	INDUSTRIAL CHEMICALS.....	3.2	398.4	9.8	82.5	0.2	0.6	23.3	0.1
65	FERTILIZERS.....	--	--	--	--	--	--	--	--
66	PHARMACEUTICALS.....	--	--	--	--	--	--	--	--
67	OTHER CHEMICAL PRODUCTS.....	--	19.8	9.1	39.5	6.0	0.4	17.1	11.2
68	SCIENTIFIC EQUIPMENT.....	--	0.4	--	1.2	--	--	--	--
69	OTHER MANUFACTURED PRODUCTS.....	--	4.9	6.7	65.6	1.9	52.4	8.9	12.4
70	RESIDENTIAL CONSTRUCTION.....	--	--	--	--	--	--	--	--
71	NON-RESIDENTIAL CONSTRUCTION.....	--	--	--	--	--	--	--	--
72	REPAIR CONSTRUCTION.....	1.8	3.9	1.0	5.7	0.6	1.1	13.1	1.7
73	PIPELINE TRANSPORTATION.....	0.1	1.7	0.2	2.1	0.3	0.2	3.6	0.6
74	TRANSPORTATION & STORAGE.....	0.7	1.0	0.4	1.7	0.3	1.9	3.7	0.7
75	RADIO & TELEVISION BROADCASTING.....	--	--	--	--	--	--	--	--
76	TELEPHONE & TELEGRAPH.....	1.8	12.4	2.7	9.9	2.1	8.1	14.3	5.5
77	POSTAL SERVICES.....	0.1	1.4	0.5	1.3	0.5	2.5	1.2	0.9
78	ELECTRIC POWER.....	1.5	17.3	2.0	16.5	2.2	5.4	40.3	4.9
79	OTHER UTILITIES.....	0.3	3.0	0.3	3.3	0.5	0.5	5.9	0.6
80	WHOLESALE MARGINS.....	6.5	35.8	12.0	59.2	15.1	62.5	79.0	44.0
81	RETAIL MARGINS.....	--	0.2	--	0.1	--	0.1	0.9	0.1
82	IMPUTED RENT OWNER OCPD, DWEL.....	--	--	--	--	--	--	--	--
83	OTHER FINANCE,INS.,REAL ESTATE.....	10.3	37.7	11.8	34.2	9.3	41.4	69.6	31.2
84	BUSINESS SERVICES.....	5.3	26.4	5.3	19.5	3.4	14.7	20.6	7.7
85	EDUCATION SERVICES.....	--	--	--	--	--	--	--	--
86	HEALTH SERVICES.....	--	--	--	--	--	--	--	--
87	AMUSEMENT & RECREATION SERVICES.....	--	--	--	--	--	--	--	--
88	ACCOMMODATION & FOOD SERVICES.....	--	--	--	--	--	--	--	--
89	OTHER PERSONAL & MISC. SERVICES.....	1.5	7.1	5.4	5.0	1.8	3.7	24.9	3.0
90	TRANSPORTATION MARGINS.....	5.9	20.0	6.1	22.8	3.3	9.7	82.4	13.9
91	OPERATING, OFFICE, LAB. & FOOD.....	6.7	61.1	10.1	53.1	8.9	18.3	204.4	16.4
92	TRAVEL, ADVERTISING & PROMOTION.....	34.3	56.5	13.1	39.0	6.7	32.9	29.4	19.9
93	NON-COMPETING IMPORTS.....	--	25.8	--	33.3	--	--	--	--
94	UNALLOCATED IMPORTS & EXPORTS.....	--	--	--	--	--	--	--	--
95	INDIRECT TAXES.....	3.6	16.3	4.1	21.0	2.7	6.8	38.0	10.9
96	SUBSIDIES.....	--	-0.7	--	-0.6	-0.1	-0.1	-0.8	-0.2
	GDP AT FACTOR COST.....	211.5	869.7	211.2	915.8	270.0	846.1	1154.9	431.5
	TOTAL.....	636.1	1872.9	472.2	2188.5	561.1	1961.8	3338.3	971.2

NOTE: DETAIL MAY NOT ADD DUE TO ROUNDING.

TABLE 47. USE (INPUT) MATRIX (AGGREGATION - M), 1978 (MILLIONS OF 1971 DOLLARS) - CONTINUED

NO.	COMMODITY AGGREGATION - M	PAPER & ALLIED INDUSTRIES	PRINTING & PUBLISHING	PRIMARY METAL INDUSTRIES	METAL FABRICATING INDUSTRIES	MACHINERY INDUSTRIES	TRANS. EQUIPMENT INDUSTRIES	ELECTRICAL PRODUCTS INDUSTRIES	NON-METAL MINERAL PROD. IND.
1	GRAINS.....	--	--	--	--	--	--	--	--
2	LIVE ANIMALS.....	--	--	--	--	--	--	--	--
3	OTHER AGRICULTURAL PRODUCTS.....	--	--	--	--	--	--	--	--
4	FORESTRY PRODUCTS.....	516.7	--	--	--	--	--	--	--
5	FISH LANDINGS.....	--	--	--	--	--	--	--	--
6	HUNTING & TRAPPING PRODUCTS.....	--	--	--	--	--	--	--	--
7	IRON ORES & CONCENTRATES.....	--	--	236.7	--	--	--	--	--
8	OTHER METAL ORES & CONCENTRATES.....	--	--	1903.8	3.8	--	--	0.4	18.3
9	COAL.....	3.7	--	146.5	--	0.1	0.6	--	4.3
10	CRUDE MINERAL OILS.....	--	--	6.3	--	--	--	--	--
11	NATURAL GAS.....	14.0	0.5	15.9	4.0	1.6	3.6	1.7	10.7
12	NON-METALLIC MINERALS.....	16.2	--	20.7	1.0	5.0	0.7	0.2	104.6
13	SERVICES INCIDENTAL TO MINING.....	--	--	--	--	--	--	--	--
14	MEAT PRODUCTS.....	--	--	--	--	--	--	--	--
15	DAIRY PRODUCTS.....	--	--	--	--	--	--	--	--
16	FISH PRODUCTS.....	--	--	--	--	--	--	--	--
17	FRUITS & VEGETABLES PREPARATIONS.....	--	--	--	--	--	--	--	--
18	FEEDS.....	--	--	--	--	--	--	--	--
19	FLOUR,WHEAT,MEAL & OTHER CEREALS.....	6.9	--	--	--	--	--	--	--
20	BREAKFAST CEREAL & BAKERY PROD.....	--	--	--	--	--	--	--	--
21	SUGAR.....	--	--	--	--	--	--	--	--
22	MISC. FOOD PRODUCTS.....	7.6	--	--	--	--	--	--	0.1
23	SOFT DRINKS.....	--	--	--	--	--	--	--	--
24	ALCOHOLIC BEVERAGES.....	--	--	--	--	--	--	--	--
25	TOBACCO PROCESSED UNMANUFACTURED.....	--	--	--	--	--	--	--	--
26	CIGARETTES & TOBACCO MFG.....	--	--	--	--	--	--	--	--
27	TIRES & TUBES.....	--	--	--	--	--	--	--	--
28	OTHER RUBBER PRODUCTS.....	1.9	0.6	--	2.7	--	248.2	20.6	2.0
29	PLASTIC FABRICATED PRODUCTS.....	47.5	2.9	0.9	13.6	6.5	6.8	19.8	13.0
30	LEATHER & LEATHER PRODUCTS.....	--	--	--	0.1	--	--	--	--
31	YARNS & MAN MADE FIBRES.....	0.6	0.2	0.2	0.8	--	--	0.9	1.1
32	FABRICS.....	6.1	0.6	--	0.3	0.2	0.9	0.4	0.3
33	OTHER TEXTILE PRODUCTS.....	27.8	--	--	0.8	--	34.6	0.1	0.1
34	HOSIERY & KNITTED WEAR.....	--	--	--	--	--	--	--	--
35	CLOTHING & ACCESSORIES.....	--	--	--	--	--	--	--	--
36	LUMBER & TIMBER.....	0.3	0.5	2.0	6.3	2.6	11.2	1.1	0.2
37	VENEER & PLYWOOD.....	--	--	--	1.9	0.1	--	--	--
38	OTHER WOOD FABRICATED MATERIALS.....	316.2	--	5.3	6.4	1.1	7.1	6.1	3.6
39	FURNITURE & FIXTURES.....	--	--	--	0.5	--	5.5	0.8	--
40	PULP.....	153.4	--	--	--	--	--	--	--
41	NEWSPRINT & OTHER PAPER STOCK.....	466.6	419.6	0.8	1.3	0.4	3.9	1.5	18.3
42	PAPER PRODUCTS.....	100.9	20.0	3.4	24.1	6.9	14.0	28.8	25.6
43	PRINTING & PUBLISHING.....	5.7	164.2	--	2.1	0.4	0.5	1.1	0.4
44	ADVERTISING,PRINT MEDIA.....	--	--	--	--	--	--	--	--
45	IRON & STEEL PRODUCTS.....	0.6	--	344.4	872.5	221.1	444.0	83.3	9.6
46	ALUMINUM PRODUCTS.....	19.1	1.2	252.5	158.4	24.9	78.7	66.6	0.7
47	COPPER & COPPER ALLOY PRODUCTS.....	--	--	199.2	71.5	17.4	38.5	241.6	0.6
48	NICKEL PRODUCTS.....	--	--	16.7	20.2	2.3	10.0	2.8	0.1
49	OTHER NON FERROUS METAL PRODUCTS.....	3.5	2.9	241.9	27.8	4.3	29.4	33.4	5.7
50	BOILERS, TANKS & PLATES.....	0.1	--	--	29.3	9.5	10.7	6.6	0.3
51	FABRICATED STRUCTURAL METAL PROD.....	--	0.1	3.1	140.6	28.0	24.9	4.8	0.3
52	OTHER METAL FABRICATED PRODUCTS.....	22.0	0.7	75.4	392.7	145.3	332.0	85.1	18.0
53	AGRICULTURAL MACHINERY.....	--	--	--	--	62.3	0.9	--	--
54	OTHER INDUSTRIAL MACHINERY.....	0.2	0.5	31.5	22.0	495.5	166.2	38.2	0.6
55	MOTOR VEHICLES.....	--	--	--	0.3	0.4	13.7	--	--
56	MOTOR VEHICLE PARTS.....	--	--	0.1	14.0	79.4	3896.1	0.7	0.1
57	OTHER TRANSPORT EQUIPMENT.....	--	--	0.6	0.2	0.6	241.0	--	0.2
58	APPLIANCES & RECEIVERS,HOUSEHOLD.....	--	--	--	3.2	24.6	105.2	99.6	--
59	OTHER ELECTRICAL PRODUCTS.....	--	--	0.9	9.5	89.2	139.9	504.1	1.2
60	CEMENT & CONCRETE PRODUCTS.....	--	--	--	--	--	--	--	162.8
61	OTHER NON-METALLIC MINERAL PROD.....	16.8	--	54.2	43.6	9.7	144.2	31.7	79.0
62	GASOLINE & FUEL OIL.....	73.9	1.5	30.1	4.8	2.2	6.9	1.7	20.8
63	OTHER PETROLEUM & COAL PROD.....	19.0	2.1	43.1	5.3	3.1	9.7	5.5	6.8
64	INDUSTRIAL CHEMICALS.....	230.1	0.2	26.2	14.0	0.9	16.6	56.1	35.3
65	FERTILIZERS.....	--	--	0.1	--	--	--	--	--
66	PHARMACEUTICALS.....	--	--	--	--	--	--	--	--
67	OTHER CHEMICAL PRODUCTS.....	63.3	47.6	11.2	48.2	8.1	37.3	15.5	12.3
68	SCIENTIFIC EQUIPMENT.....	--	17.1	0.1	6.7	4.5	41.6	16.2	--
69	OTHER MANUFACTURED PRODUCTS.....	4.0	5.0	0.8	3.4	2.0	7.2	1.8	12.9
70	RESIDENTIAL CONSTRUCTION.....	--	--	--	--	--	--	--	--
71	NON-RESIDENTIAL CONSTRUCTION.....	--	--	--	--	--	--	--	--
72	REPAIR CONSTRUCTION.....	27.8	4.3	41.4	10.3	9.5	18.1	6.6	9.0
73	PIPELINE TRANSPORTATION.....	18.5	0.7	20.4	5.1	2.0	4.4	2.2	13.6
74	TRANSPORTATION & STORAGE.....	10.6	2.3	9.6	6.6	2.3	42.0	9.3	1.9
75	RADIO & TELEVISION BROADCASTING.....	--	--	--	--	--	--	--	--
76	TELEPHONE & TELEGRAPH.....	21.5	28.5	21.1	29.4	22.9	41.0	31.8	12.1
77	POSTAL SERVICES.....	1.4	21.6	1.0	2.7	2.8	3.1	2.8	0.8
78	ELECTRIC POWER.....	172.1	8.5	114.8	25.0	12.8	34.0	16.4	41.6
79	OTHER UTILITIES.....	19.3	1.1	18.4	4.5	1.9	6.6	2.6	10.5
80	WHOLESALE MARGINS.....	108.4	37.0	195.9	114.8	104.5	118.7	90.5	25.5
81	RETAIL MARGINS.....	0.8	0.5	0.8	1.1	0.6	0.9	0.5	0.7
82	IMPUTED RENT OWNER OCPD DWEL.....	--	--	--	--	--	--	--	--
83	OTHER FINANCE,INS,REAL ESTATE.....	66.2	54.7	56.1	86.8	65.1	89.5	69.5	33.3
84	BUSINESS SERVICES.....	42.7	50.9	41.1	46.3	46.9	415.7	42.9	16.0
85	EDUCATION SERVICES.....	--	--	--	--	--	--	--	--
86	HEALTH SERVICES.....	--	--	--	--	--	--	--	--
87	AMUSEMENT & RECREATION SERVICES.....	--	--	--	--	--	--	--	--
88	ACCOMMODATION & FOOD SERVICES.....	--	--	--	--	--	--	--	--
89	OTHER PERSONAL & MISC. SERVICES.....	41.3	12.4	18.6	24.1	10.1	14.0	11.8	17.6
90	TRANSPORTATION MARGINS.....	162.1	38.9	183.5	75.5	35.6	116.2	31.1	67.3
91	OPERATING, OFFICE, LAB. & FOOD.....	225.3	47.0	303.1	132.9	67.1	257.9	71.7	123.5
92	TRAVEL, ADVERTISING & PROMOTION.....	47.2	88.0	28.7	75.7	65.0	127.4	75.9	29.2
93	NON-COMPETING IMPORTS.....	2.3	--	--	--	--	--	--	--
94	UNALLOCATED IMPORTS & EXPORTS.....	--	--	--	--	--	--	--	--
95	INDIRECT TAXES.....	71.3	18.2	62.9	38.2	30.1	51.3	29.2	44.9
96	SUBSIDIES.....	-0.5	-0.2	-0.2	-1.0	-1.9	-5.4	-1.2	-0.6
	GDP AT FACTOR COST.....	1934.5	1400.1	1951.5	2022.3	1369.4	3653.4	1652.1	933.7
	TOTAL.....	5117.3	2502.6	5843.2	4658.3	3146.1	11130.9	3524.3	1950.4

NOTE: DETAIL MAY NOT ADD DUE TO ROUNDING.

TABLE 47. USE (INPUT) MATRIX (AGGREGATION - M), 1978 (MILLIONS OF 1971 DOLLARS) - CONTINUED

NO.	COMMODITY AGGREGATION - M	PETROLEUM & COAL PROD.IND.	CHEMICAL & CHEMICAL PROD. IND.	MISC. MANUFACTURING	CONSTR. INDUSTRY	TRANS. & STORAGE	COMMUNICATION	ELEC POWER GAS, OTHER UTILITIES	WHOLESALE TRADE
1	GRAINS	--	--	--	--	--	--	--	7.4
2	LIVE ANIMALS	--	0.3	--	--	--	--	--	0.3
3	OTHER AGRICULTURAL PRODUCTS	--	--	2.1	11.3	2.1	--	--	0.5
4	FORESTRY PRODUCTS	--	0.7	--	8.7	--	--	--	6.5
5	FISH LANDINGS	--	--	--	--	--	--	--	--
6	HUNTING & TRAPPING PRODUCTS	--	--	--	--	--	--	--	--
7	IRON ORES & CONCENTRATES	--	0.1	--	--	--	--	--	0.2
8	OTHER METAL ORES & CONCENTRATES	--	8.2	37.4	--	--	--	10.9	0.1
9	COAL	0.9	1.0	--	1.4	0.7	--	119.9	0.1
10	CRUDE MINERAL OILS	1857.2	0.4	--	--	2.9	--	--	0.7
11	NATURAL GAS	5.8	28.3	0.6	--	20.0	0.1	14.7	2.9
12	NON-METALLIC MINERALS	2.1	53.3	0.9	71.1	2.5	--	--	0.2
13	SERVICES INCIDENTAL TO MINING	--	--	--	588.7	--	--	--	--
14	MEAT PRODUCTS	--	14.6	0.4	--	--	--	--	0.3
15	DAIRY PRODUCTS	--	0.8	--	--	--	--	--	0.3
16	FISH PRODUCTS	--	0.2	--	--	--	--	--	--
17	FRUITS & VEGETABLES PREPARATIONS	--	--	--	--	--	--	--	1.5
18	FEEDS	--	2.7	--	--	0.8	--	--	1.3
19	FLOUR,WHEAT,MEAL & OTHER CEREALS	--	0.5	--	--	--	--	--	0.3
20	BREAKFAST CEREAL & BAKERY PROD.	--	--	--	--	--	--	--	--
21	SUGAR	--	0.8	--	--	--	--	--	2.4
22	MISC. FOOD PRODUCTS	--	26.6	0.9	--	--	--	--	4.5
23	SOFT DRINKS	--	--	--	--	--	--	--	--
24	ALCOHOLIC BEVERAGES	--	--	--	--	--	--	--	--
25	TOBACCO PROCESSED UNMANUFACTURED	--	--	--	--	--	--	--	--
26	CIGARETTES & TOBACCO MFG.	--	--	--	--	--	--	--	--
27	TIRES & TUBES	--	--	--	--	--	--	--	--
28	OTHER RUBBER PRODUCTS	--	0.1	3.9	45.3	67.8	0.2	--	1.6
29	PLASTIC FABRICATED PRODUCTS	2.2	30.9	48.7	228.1	3.7	--	--	24.6
30	LEATHER & LEATHER PRODUCTS	--	--	6.7	1.0	--	--	--	--
31	YARNS & MAN MADE FIBRES	--	0.9	2.8	0.4	--	--	--	0.1
32	FABRICS	--	1.7	21.5	7.5	0.4	--	--	1.6
33	OTHER TEXTILE PRODUCTS	--	1.0	8.4	132.5	6.9	2.0	--	4.2
34	HOSIERY & KNITTED WEAR	--	--	--	--	--	--	--	--
35	CLOTHING & ACCESSORIES	--	--	0.8	--	--	--	--	--
36	LUMBER & TIMBER	--	--	4.0	227.4	--	--	--	3.0
37	VENEER & PLYWOOD	--	0.4	2.4	196.5	--	--	--	1.9
38	OTHER WOOD FABRICATED MATERIALS	0.2	2.3	2.6	644.1	--	--	--	17.6
39	FURNITURE & FIXTURES	--	--	--	14.8	--	--	--	--
40	PULP	--	8.0	--	--	--	--	--	--
41	NEWSPRINT & OTHER PAPER STOCK	--	2.6	11.0	90.7	0.2	--	--	10.7
42	PAPER PRODUCTS	2.4	65.5	23.6	51.2	5.9	--	--	56.3
43	PRINTING & PUBLISHING	--	6.5	4.5	--	4.4	21.3	1.4	11.5
44	ADVERTISING,PRINT MEDIA	--	--	--	--	--	--	--	--
45	IRON & STEEL PRODUCTS	--	0.1	10.7	464.4	10.9	--	--	7.3
46	ALUMINUM PRODUCTS	--	8.9	7.8	2.9	0.4	--	--	0.9
47	COPPER & COPPER ALLOY PRODUCTS	--	2.5	9.2	17.9	1.4	--	--	0.3
48	NICKEL PRODUCTS	--	0.1	0.3	2.5	--	--	--	--
49	OTHER NON FERROUS METAL PRODUCTS	--	30.1	39.7	10.7	0.5	--	--	0.4
50	BOILERS, TANKS & PLATES	--	--	0.8	155.1	3.1	--	--	--
51	FABRICATED STRUCTURAL METAL PROD.	--	--	0.1	805.8	1.6	--	--	0.7
52	OTHER METAL FABRICATED PRODUCTS	13.2	48.6	40.2	902.2	2.5	--	--	40.3
53	AGRICULTURAL MACHINERY	--	--	--	--	--	--	--	3.8
54	OTHER INDUSTRIAL MACHINERY	--	1.6	1.4	213.6	2.5	--	--	5.0
55	MOTOR VEHICLES	--	--	1.7	--	--	--	--	--
56	MOTOR VEHICLE PARTS	--	--	0.7	35.8	116.6	--	--	1.5
57	OTHER TRANSPORT EQUIPMENT	--	--	--	--	220.7	--	--	--
58	APPLIANCES & RECEIVERS,HOUSEHOLD	--	--	3.9	19.1	--	5.6	--	2.0
59	OTHER ELECTRICAL PRODUCTS	--	--	19.0	822.0	29.2	94.8	--	7.6
60	CEMENT & CONCRETE PRODUCTS	--	--	--	682.4	--	--	--	--
61	OTHER NON-METALLIC MINERAL PROD.	0.1	21.4	5.2	468.4	8.7	--	--	4.8
62	GASOLINE & FUEL OIL	1.2	17.6	1.8	94.3	343.4	9.3	80.5	85.0
63	OTHER PETROLEUM & COAL PROD.	60.3	104.1	1.5	108.5	24.9	1.0	0.9	7.0
64	INDUSTRIAL CHEMICALS	8.2	695.8	47.7	17.6	1.1	0.7	--	11.9
65	FERTILIZERS	--	15.6	--	--	--	--	--	--
66	PHARMACEUTICALS	--	94.4	--	0.3	--	--	--	--
67	OTHER CHEMICAL PRODUCTS	91.5	156.3	19.9	197.4	7.9	0.5	--	5.1
68	SCIENTIFIC EQUIPMENT	--	0.6	126.1	21.7	3.2	9.7	--	2.0
69	OTHER MANUFACTURED PRODUCTS	10.3	13.4	59.7	101.4	3.6	1.5	--	2.7
70	RESIDENTIAL CONSTRUCTION	--	--	--	--	--	--	--	--
71	NON-RESIDENTIAL CONSTRUCTION	--	--	--	--	--	--	--	--
72	REPAIR CONSTRUCTION	60.2	22.0	3.2	10.0	296.1	85.7	126.3	11.0
73	PIPELINE TRANSPORTATION	268.3	32.9	0.8	0.5	97.9	0.1	11.8	4.4
74	TRANSPORTATION & STORAGE	4.1	7.2	1.5	173.1	901.9	68.5	4.5	194.9
75	RADIO & TELEVISION BROADCASTING	--	--	--	--	--	22.5	--	--
76	TELEPHONE & TELEGRAPH	11.3	42.1	14.3	57.2	213.3	101.2	11.8	226.7
77	POSTAL SERVICES	1.2	6.6	3.4	3.0	10.9	42.1	4.8	45.0
78	ELECTRIC POWER	28.4	73.7	6.6	11.8	53.0	14.4	16.0	61.0
79	OTHER UTILITIES	3.1	55.4	1.1	0.5	6.0	0.4	0.2	3.1
80	WHOLESALE MARGINS	11.6	69.0	40.0	885.6	140.1	13.2	10.1	111.1
81	RETAIL MARGINS	--	0.7	0.2	111.8	10.8	26.3	0.5	6.6
82	IMPUTED RENT OWNER OCPD. DWEL.	--	--	--	--	--	--	--	--
83	OTHER FINANCE,INS,REAL ESTATE	51.2	104.8	67.0	370.3	321.9	66.2	95.0	488.8
84	BUSINESS SERVICES	40.6	82.4	29.3	794.8	140.2	88.7	38.4	272.6
85	EDUCATION SERVICES	--	--	--	--	--	--	--	--
86	HEALTH SERVICES	--	--	--	--	--	--	--	--
87	AMUSEMENT & RECREATION SERVICES	--	--	--	--	--	83.1	--	--
88	ACCOMMODATION & FOOD SERVICES	--	--	--	--	47.8	--	--	--
89	OTHER PERSONAL & MISC. SERVICES	6.2	46.9	9.8	369.3	276.3	27.7	20.2	86.9
90	TRANSPORTATION MARGINS	21.5	101.6	16.0	312.7	31.4	2.7	20.9	16.4
91	OPERATING, OFFICE, LAB & FOOD	55.8	156.4	33.1	334.9	276.1	89.4	32.6	160.3
92	TRAVEL, ADVERTISING & PROMOTION	58.1	219.9	75.9	109.6	134.7	67.9	18.7	460.7
93	NON-COMPETING IMPORTS	--	0.4	0.4	--	--	--	--	--
94	UNALLOCATED IMPORTS & EXPORTS	--	--	--	--	--	--	--	--
95	INDIRECT TAXES	19.8	65.6	18.0	1131.1	534.0	163.1	123.8	240.5
96	SUBSIDIES	-1.4	-3.6	-0.3	--	-97.7	-319.6	-42.7	-121.3
	GDP AT FACTOR COST	401.0	1663.5	731.6	7903.4	6026.8	4434.1	3229.6	5138.9
	TOTAL	3096.6	4217.3	1632.8	20044.2	10322.0	5224.7	3950.6	7758.3

NOTE: DETAIL MAY NOT ADD DUE TO ROUNDING.

TABLE 47. USE (INPUT) MATRIX (AGGREGATION - M), 1978 (MILLIONS OF 1971 DOLLARS) - CONTINUED

NO.	COMMODITY AGGREGATION - M	RETAIL TRADE	OWNER OCCUPIED DWELLINGS	FINANCE, INS. & REAL EST.	EDUCATION & HEALTH SERVICES	AMUSEMENT RECREATION SERVICES	SERVICE TO BUSINESS MANAGEMENT	ACCOMMODATION, FOOD SERVICES	PERSONAL & MISC. SERVICES
1	GRAINS.....	--	--	--	--	--	--	--	--
2	LIVE ANIMALS.....	222.0	--	--	--	--	--	--	--
3	OTHER AGRICULTURAL PRODUCTS.....	--	--	--	--	0.7	--	65.1	1.5
4	FORESTRY PRODUCTS.....	--	--	--	--	--	--	--	--
5	FISH LANDINGS.....	--	--	--	--	--	--	5.2	--
6	HUNTING & TRAPPING PRODUCTS.....	--	--	--	--	--	--	--	--
7	IRON ORES & CONCENTRATES.....	--	--	--	--	--	--	--	--
8	OTHER METAL ORES & CONCENTRATES.....	--	--	--	0.6	--	--	--	--
9	COAL.....	--	--	--	0.3	--	--	--	--
10	CRUDE MINERAL OILS.....	--	--	--	--	--	--	--	--
11	NATURAL GAS.....	13.3	--	10.1	0.6	0.1	0.2	2.7	0.2
12	NON-METALLIC MINERALS.....	--	--	--	--	0.1	--	1.1	--
13	SERVICES INCIDENTAL TO MINING.....	--	--	--	--	--	--	--	--
14	MEAT PRODUCTS.....	2.1	--	--	--	--	--	523.9	--
15	DAIRY PRODUCTS.....	--	--	--	--	--	--	154.3	--
16	FISH PRODUCTS.....	--	--	--	--	--	--	34.8	--
17	FRUITS & VEGETABLES PREPARATIONS.....	--	--	--	--	--	--	61.1	--
18	FEEDS.....	--	--	--	--	0.3	--	--	--
19	FLOUR,WHEAT,MEAL & OTHER CEREALS.....	--	--	--	--	--	--	11.2	--
20	BREAKFAST CEREAL & BAKERY PROD.....	--	--	--	--	--	--	78.7	--
21	SUGAR.....	--	--	--	--	--	--	21.0	--
22	MISC. FOOD PRODUCTS.....	--	--	--	--	--	--	44.9	1.2
23	SOFT DRINKS.....	--	--	--	--	--	--	23.3	--
24	ALCOHOLIC BEVERAGES.....	--	--	--	--	--	--	--	--
25	TOBACCO PROCESSED UNMANUFACTURED.....	--	--	--	--	--	--	--	--
26	CIGARETTES & TOBACCO MFG.....	--	--	--	--	--	--	--	--
27	TIRES & TUBES.....	--	--	--	--	--	--	--	--
28	OTHER RUBBER PRODUCTS.....	11.8	--	--	0.5	--	--	--	2.9
29	PLASTIC FABRICATED PRODUCTS.....	10.9	--	--	--	--	--	4.5	0.2
30	LEATHER & LEATHER PRODUCTS.....	--	--	--	--	0.8	--	--	2.3
31	YARNS & MAN MADE FIBRES.....	--	--	--	--	--	--	--	2.6
32	FABRICS.....	0.9	--	--	0.1	0.4	--	4.8	9.0
33	OTHER TEXTILE PRODUCTS.....	1.0	--	--	11.7	0.2	0.4	37.2	1.5
34	HOSIERY & KNITTED WEAR.....	--	--	--	--	--	--	--	--
35	CLOTHING & ACCESSORIES.....	12.1	--	--	--	--	--	4.6	--
36	LUMBER & TIMBER.....	--	--	--	--	--	0.4	--	--
37	VENEER & PLYWOOD.....	--	--	--	--	--	--	--	--
38	OTHER WOOD FABRICATED MATERIALS.....	3.9	--	--	--	0.4	--	--	17.9
39	FURNITURE & FIXTURES.....	--	--	--	0.1	--	--	2.0	--
40	PULP.....	--	--	--	--	--	--	--	--
41	NEWSPRINT & OTHER PAPER STOCK.....	8.6	--	--	0.2	--	3.8	--	0.4
42	PAPER PRODUCTS.....	147.6	--	--	--	--	1.6	72.2	3.3
43	PRINTING & PUBLISHING.....	11.4	--	44.0	5.8	6.3	4.3	--	--
44	ADVERTISING,PRINT MEDIA.....	--	--	--	--	--	--	--	--
45	IRON & STEEL PRODUCTS.....	--	--	--	--	--	--	--	--
46	ALUMINUM PRODUCTS.....	--	--	--	--	--	--	--	--
47	COPPER & COPPER ALLOY PRODUCTS.....	--	--	--	--	--	--	--	--
48	NICKEL PRODUCTS.....	--	--	--	--	--	--	--	--
49	OTHER NON FERROUS METAL PRODUCTS.....	--	--	--	--	--	--	--	4.0
50	BOILERS, TANKS & PLATES.....	--	--	--	--	--	--	--	--
51	FABRICATED STRUCTURAL METAL PROD.....	--	--	--	--	--	--	--	--
52	OTHER METAL FABRICATED PRODUCTS.....	16.3	--	--	--	2.1	--	0.9	3.3
53	AGRICULTURAL MACHINERY.....	--	--	--	--	--	--	--	--
54	OTHER INDUSTRIAL MACHINERY.....	--	--	--	--	--	--	0.2	--
55	MOTOR VEHICLES.....	--	--	--	--	--	--	--	--
56	MOTOR VEHICLE PARTS.....	--	--	--	--	--	--	--	--
57	OTHER TRANSPORT EQUIPMENT.....	--	--	--	--	--	--	--	--
58	APPLIANCES & RECEIVERS,HOUSEHOLD.....	--	--	--	0.4	--	--	--	0.5
59	OTHER ELECTRICAL PRODUCTS.....	--	--	--	0.3	--	--	--	0.1
60	CEMENT & CONCRETE PRODUCTS.....	--	--	--	--	--	--	--	--
61	OTHER NON-METALLIC MINERAL PROD.....	2.0	--	--	0.4	0.1	--	9.3	--
62	GASOLINE & FUEL OIL.....	65.5	--	32.2	11.8	4.5	16.5	27.7	16.9
63	OTHER PETROLEUM & COAL PROD.....	3.3	--	0.5	1.1	0.1	0.9	1.0	3.0
64	INDUSTRIAL CHEMICALS.....	10.8	--	--	2.5	0.2	--	0.1	12.2
65	FERTILIZERS.....	--	--	--	--	--	--	0.1	--
66	PHARMACEUTICALS.....	--	--	--	18.5	--	--	--	--
67	OTHER CHEMICAL PRODUCTS.....	--	--	--	0.3	--	0.4	1.8	47.7
68	SCIENTIFIC EQUIPMENT.....	0.6	--	--	43.3	10.5	1.4	--	29.0
69	OTHER MANUFACTURED PRODUCTS.....	5.6	--	--	7.8	11.9	1.0	4.8	1.8
70	RESIDENTIAL CONSTRUCTION.....	--	--	--	--	--	--	--	--
71	NON-RESIDENTIAL CONSTRUCTION.....	--	--	--	--	--	--	--	--
72	REPAIR CONSTRUCTION.....	53.4	1099.8	497.2	4.5	7.6	2.6	21.1	1.4
73	PIPELINE TRANSPORTATION.....	15.7	--	11.4	0.7	0.1	0.3	3.0	0.2
74	TRANSPORTATION & STORAGE.....	105.8	--	4.8	5.7	4.8	12.7	19.8	6.8
75	RADIO & TELEVISION BROADCASTING.....	--	--	--	--	--	--	6.3	--
76	TELEPHONE & TELEGRAPH.....	166.1	--	408.0	102.8	13.5	142.0	63.2	13.3
77	POSTAL SERVICES.....	116.3	--	70.8	10.3	1.6	15.4	1.5	2.1
78	ELECTRIC POWER.....	214.8	--	100.8	7.7	15.0	12.5	57.9	15.3
79	OTHER UTILITIES.....	28.4	--	28.9	2.5	0.3	0.4	8.0	0.6
80	WHOLESALE MARGINS.....	34.4	--	9.0	13.5	4.3	4.8	75.3	19.5
81	RETAIL MARGINS.....	8.9	--	4.6	15.2	54.5	5.5	16.6	6.0
82	IMPUTED RENT OWNER OCPD DWEL.....	--	--	--	--	--	--	--	--
83	OTHER FINANCE,INS,REAL ESTATE.....	970.5	122.6	1769.6	119.6	120.1	376.3	273.3	78.1
84	BUSINESS SERVICES.....	210.0	74.0	712.8	48.0	26.1	292.9	71.6	10.6
85	EDUCATION SERVICES.....	--	--	--	--	--	--	--	--
86	HEALTH SERVICES.....	--	--	8.2	0.7	--	--	--	--
87	AMUSEMENT & RECREATION SERVICES.....	--	--	--	0.2	85.8	4.4	43.4	--
88	ACCOMMODATION & FOOD SERVICES.....	--	--	--	--	--	--	4.5	--
89	OTHER PERSONAL & MISC. SERVICES.....	78.1	--	115.5	40.8	25.6	96.7	52.8	21.6
90	TRANSPORTATION MARGINS.....	13.4	--	3.0	3.0	1.0	1.7	33.5	7.5
91	OPERATING, OFFICE, LAB. & FOOD.....	214.6	0.3	699.1	116.9	91.3	393.1	145.7	85.9
92	TRAVEL, ADVERTISING & PROMOTION.....	446.2	--	464.2	38.0	91.0	196.7	111.5	29.6
93	NON-COMPETING IMPORTS.....	4.4	--	--	--	--	--	10.7	--
94	UNALLOCATED IMPORTS & EXPORTS.....	--	--	--	--	--	--	--	--
95	INDIRECT TAXES.....	342.2	1985.0	2009.6	32.1	28.5	71.2	144.1	43.2
96	SUBSIDIES.....	-1.9	-100.5	-125.2	--	--	--	--	--
	GDP AT FACTOR COST.....	7764.1	4243.7	9331.9	2330.6	690.0	4708.6	3162.5	1038.6
	TOTAL.....	11338.3	7424.9	16210.8	2999.1	1299.8	6368.7	5524.8	1541.5

NOTE: DETAIL MAY NOT ADD DUE TO ROUNDING.

TABLE 47. USE (INPUT) MATRIX (AGGREGATION - M), 1978 (MILLIONS OF 1971 DOLLARS) - CONCLUDED

NO.	COMMODITY AGGREGATION - M	TRANS. MARGINS	OPERATING OFFICE LAB & FOOD	TRAVEL PROMOTION, ADVTG.	TOTAL INDUSTRIES
1	GRAINS	--	--	--	434.6
2	LIVE ANIMALS	--	4.1	--	2089.8
3	OTHER AGRICULTURAL PRODUCTS	--	33.0	--	1391.7
4	FORESTRY PRODUCTS	--	--	--	1737.3
5	FISH LANDINGS	--	1.4	--	222.1
6	HUNTING & TRAPPING PRODUCTS	--	--	--	19.0
7	IRON ORES & CONCENTRATES	--	--	--	237.1
8	OTHER METAL ORES & CONCENTRATES	--	--	--	1100.7
9	COAL	--	--	--	281.0
10	CRUDE MINERAL OILS	--	--	--	1867.6
11	NATURAL GAS	--	--	--	174.7
12	NON-METALLIC MINERALS	--	0.2	--	319.5
13	SERVICES INCIDENTAL TO MINING	--	--	--	1036.5
14	MEAT PRODUCTS	--	97.8	--	1437.7
15	DAIRY PRODUCTS	--	55.6	--	431.6
16	FISH PRODUCTS	--	4.9	--	76.1
17	FRUITS & VEGETABLES PREPARATIONS	--	28.6	--	188.1
18	FEEDS	--	--	--	856.8
19	FLOUR,WHEAT,MEAL & OTHER CEREALS	--	4.3	--	130.9
20	BREAKFAST CEREAL & BAKERY PROD.	--	37.3	--	122.0
21	SUGAR	--	6.4	--	183.2
22	MISC. FOOD PRODUCTS	--	21.2	--	487.4
23	SOFT DRINKS	--	13.9	--	82.4
24	ALCOHOLIC BEVERAGES	--	--	41.7	72.9
25	TOBACCO PROCESSED UNMANUFACTURED	--	--	--	115.1
26	CIGARETTES & TOBACCO MFG.	--	--	--	2.0
27	TIRES & TUBES	--	--	--	--
28	OTHER RUBBER PRODUCTS	--	218.5	3.1	777.3
29	PLASTIC FABRICATED PRODUCTS	--	134.1	--	789.3
30	LEATHER & LEATHER PRODUCTS	--	13.9	--	121.3
31	YARNS & MAN MADE FIBRES	--	--	--	608.1
32	FABRICS	--	--	--	1017.9
33	OTHER TEXTILE PRODUCTS	--	44.4	--	458.2
34	HOSIERY & KNITTED WEAR	--	--	--	1.3
35	CLOTHING & ACCESSORIES	--	27.7	--	213.2
36	LUMBER & TIMBER	--	3.6	--	475.7
37	VENEER & PLYWOOD	--	--	--	311.8
38	OTHER WOOD FABRICATED MATERIALS	--	0.9	--	1150.9
39	FURNITURE & FIXTURES	--	--	--	61.5
40	PULP	--	--	--	170.2
41	NEWSPRINT & OTHER PAPER STOCK	--	3.3	--	1094.9
42	PAPER PRODUCTS	--	293.4	2.0	1412.0
43	PRINTING & PUBLISHING	--	649.9	214.6	1211.1
44	ADVERTISING,PRINT MEDIA	--	--	726.9	726.9
45	IRON & STEEL PRODUCTS	--	12.2	--	2596.1
46	ALUMINUM PRODUCTS	--	--	--	633.2
47	COPPER & COPPER ALLOY PRODUCTS	--	5.7	--	606.5
48	NICKEL PRODUCTS	--	--	--	55.5
49	OTHER NON FERROUS METAL PRODUCTS	--	5.1	--	446.8
50	BOILERS, TANKS & PLATES	--	7.0	--	222.6
51	FABRICATED STRUCTURAL METAL PROD.	--	--	--	1026.3
52	OTHER METAL FABRICATED PRODUCTS	--	450.2	--	3008.2
53	AGRICULTURAL MACHINERY	--	12.7	--	133.2
54	OTHER INDUSTRIAL MACHINERY	--	775.9	--	1867.2
55	MOTOR VEHICLES	--	--	--	16.3
56	MOTOR VEHICLE PARTS	--	302.1	33.1	4501.3
57	OTHER TRANSPORT EQUIPMENT	--	3.1	--	492.4
58	APPLIANCES & RECEIVERS,HOUSEHOLD	--	12.8	--	279.9
59	OTHER ELECTRICAL PRODUCTS	--	328.0	4.1	2079.0
60	CEMENT & CONCRETE PRODUCTS	--	--	--	851.6
61	OTHER NON-METALLIC MINERAL PROD.	--	33.3	--	1094.3
62	GASOLINE & FUEL OIL	--	--	69.5	1339.1
63	OTHER PETROLEUM & COAL PROD.	--	3.6	2.7	479.7
64	INDUSTRIAL CHEMICALS	--	104.9	--	2052.9
65	FERTILIZERS	--	5.0	--	106.4
66	PHARMACEUTICALS	--	11.4	--	160.1
67	OTHER CHEMICAL PRODUCTS	--	206.5	1.8	1337.4
68	SCIENTIFIC EQUIPMENT	--	211.2	--	547.2
69	OTHER MANUFACTURED PRODUCTS	--	59.4	56.5	537.9
70	RESIDENTIAL CONSTRUCTION	--	--	--	--
71	NON-RESIDENTIAL CONSTRUCTION	--	--	--	--
72	REPAIR CONSTRUCTION	--	--	--	2883.5
73	PIPELINE TRANSPORTATION	--	--	0.6	547.6
74	TRANSPORTATION & STORAGE	4112.1	--	735.4	6819.7
75	RADIO & TELEVISION BROADCASTING	--	--	471.1	499.9
76	TELEPHONE & TELEGRAPH	--	--	--	1971.9
77	POSTAL SERVICES	--	--	--	389.6
78	ELECTRIC POWER	--	--	--	1515.5
79	OTHER UTILITIES	--	--	--	255.3
80	WHOLESALE MARGINS	--	746.3	49.4	3850.5
81	RETAIL MARGINS	--	225.0	49.5	599.5
82	IMPUTED RENT OWNER OCPD. DWEL.	--	--	--	--
83	OTHER FINANCE,INS.,REAL ESTATE	--	--	--	7268.1
84	BUSINESS SERVICES	--	--	425.1	4596.6
85	EDUCATION SERVICES	--	--	--	--
86	HEALTH SERVICES	--	--	--	8.9
87	AMUSEMENT & RECREATION SERVICES	--	--	33.3	250.3
88	ACCOMMODATION & FOOD SERVICES	--	--	865.4	917.7
89	OTHER PERSONAL & MISC. SERVICES	--	1243.1	104.2	3016.5
90	TRANSPORTATION MARGINS	--	150.9	13.7	1989.0
91	OPERATING, OFFICE, LAB & FOOD	--	--	--	5753.7
92	TRAVEL, ADVERTISING & PROMOTION	--	--	--	3719.8
93	NON-COMPETING IMPORTS	--	3.4	--	296.9
94	UNALLOCATED IMPORTS & EXPORTS	--	20.5	222.2	242.7
95	INDIRECT TAXES	--	566.9	286.5	8869.9
96	SUBSIDIES	--	--	--	-1074.4
	GDP AT FACTOR COST	--	--	--	92145.9
	TOTAL	4112.1	7204.0	4412.4	199505.2

NOTE: DETAIL MAY NOT ADD DUE TO ROUNDING.

TABLE 48. FINAL DEMAND MATRIX (AGGREGATION - M), 1978 (MILLIONS OF 1971 DOLLARS)

NO.	COMMODITY AGGREGATION - M	CE, AUTOS REPAIRS & PARTS	CE, OTHER DURABLE	CE, CLOTHING & FOOTWEAR	CE, OTHER SEMI- DURABLE	CE, FOOD, BEVERAGE & TOBACCO	CE, FUEL & ELECTRICITY	CE, GAS, OIL & GREASE	CE, OTHER NON DURABLE
1	GRAINS.....	--	--	--	--	--	--	--	--
2	LIVE ANIMALS.....	--	--	--	13.5	86.7	--	--	--
3	OTHER AGRICULTURAL PRODUCTS.....	--	--	--	--	475.8	--	--	134.0
4	FORESTRY PRODUCTS.....	--	--	--	--	--	38.3	--	--
5	FISH LANDINGS.....	--	--	--	--	9.8	--	--	--
6	HUNTING & TRAPPING PRODUCTS.....	--	--	--	--	--	--	--	--
7	IRON ORES & CONCENTRATES.....	--	--	--	--	--	--	--	--
8	OTHER METAL ORES & CONCENTRATES.....	--	--	--	--	--	--	--	--
9	COAL.....	--	--	--	--	--	1.6	--	--
10	CRUDE MINERAL OILS.....	--	--	--	--	--	--	--	--
11	NATURAL GAS.....	--	--	--	--	--	59.5	--	--
12	NON-METALLIC MINERALS.....	--	--	--	1.8	9.0	--	--	1.6
13	SERVICES INCIDENTAL TO MINING.....	--	--	--	--	--	--	--	--
14	MEAT PRODUCTS.....	--	--	--	--	2042.4	--	--	--
15	DAIRY PRODUCTS.....	--	--	--	--	1148.2	--	--	--
16	FISH PRODUCTS.....	--	--	--	--	89.4	--	--	--
17	FRUITS & VEGETABLES PREPARATIONS.....	--	--	--	--	769.3	--	--	--
18	FEEDS.....	--	--	--	--	138.7	--	--	--
19	FLOUR,WHEAT,MEAL & OTHER CEREALS.....	--	--	--	--	29.9	--	--	--
20	BREAKFAST CEREAL & BAKERY PROD.....	--	--	--	--	667.9	--	--	--
21	SUGAR.....	--	--	--	--	40.7	--	--	--
22	MISC. FOOD PRODUCTS.....	--	--	--	--	945.3	--	--	--
23	SOFT DRINKS.....	--	--	--	--	310.7	--	--	--
24	ALCOHOLIC BEVERAGES.....	--	--	--	--	983.7	--	--	--
25	TOBACCO PROCESSED UNMANUFACTURED.....	--	--	--	--	--	--	--	--
26	CIGARETTES & TOBACCO MFG.....	--	--	--	--	474.8	--	--	--
27	TIRES & TUBES.....	174.8	--	--	--	--	--	--	--
28	OTHER RUBBER PRODUCTS.....	2.6	3.5	64.3	15.0	--	--	--	4.7
29	PLASTIC FABRICATED PRODUCTS.....	--	2.6	--	43.8	--	--	--	46.2
30	LEATHER & LEATHER PRODUCTS.....	--	--	442.6	60.6	--	--	--	--
31	YARNS & MAN MADE FIBRES.....	--	--	--	36.5	--	--	--	--
32	FABRICS.....	--	--	--	155.1	--	--	--	--
33	OTHER TEXTILE PRODUCTS.....	--	288.1	--	216.2	--	--	--	50.7
34	HOSIERY & KNITTED WEAR.....	--	--	774.3	--	--	--	--	--
35	CLOTHING & ACCESSORIES.....	--	--	1839.8	--	--	--	--	--
36	LUMBER & TIMBER.....	--	--	--	30.9	--	--	--	--
37	VENEER & PLYWOOD.....	--	--	--	24.0	--	--	--	--
38	OTHER WOOD FABRICATED MATERIALS.....	--	24.4	--	8.0	--	1.3	--	--
39	FURNITURE & FIXTURES.....	--	773.7	--	27.7	--	--	--	--
40	PULP.....	--	--	--	--	--	--	--	--
41	NEWSPRINT & OTHER PAPER STOCK.....	--	--	--	2.8	--	--	--	2.1
42	PAPER PRODUCTS.....	--	--	--	26.1	0.2	--	--	314.4
43	PRINTING & PUBLISHING.....	--	--	--	695.9	--	--	--	--
44	ADVERTISING,PRINT MEDIA.....	--	--	--	--	--	--	--	--
45	IRON & STEEL PRODUCTS.....	--	--	--	--	--	--	--	--
46	ALUMINUM PRODUCTS.....	--	--	--	--	--	--	--	--
47	COPPER & COPPER ALLOY PRODUCTS.....	--	--	--	--	--	--	--	--
48	NICKEL PRODUCTS.....	--	--	--	--	--	--	--	--
49	OTHER NON FERROUS METAL PRODUCTS.....	--	--	--	1.4	--	--	--	--
50	BOILERS, TANKS & PLATES.....	--	--	--	--	--	--	--	--
51	FABRICATED STRUCTURAL METAL PROD.....	--	--	--	2.6	--	--	--	--
52	OTHER METAL FABRICATED PRODUCTS.....	--	54.4	--	189.8	--	--	--	10.9
53	AGRICULTURAL MACHINERY.....	--	38.6	--	--	--	--	--	--
54	OTHER INDUSTRIAL MACHINERY.....	--	78.8	--	37.1	--	--	--	--
55	MOTOR VEHICLES.....	3000.3	271.7	--	--	--	--	--	--
56	MOTOR VEHICLE PARTS.....	220.5	--	--	--	--	--	--	--
57	OTHER TRANSPORT EQUIPMENT.....	--	154.7	--	--	--	--	--	--
58	APPLIANCES & RECEIVERS,HOUSEHOLD.....	--	1349.6	--	--	--	--	--	--
59	OTHER ELECTRICAL PRODUCTS.....	25.4	51.5	--	105.8	--	--	--	--
60	CEMENT & CONCRETE PRODUCTS.....	--	--	--	7.0	--	--	--	--
61	OTHER NON-METALLIC MINERAL PROD.....	--	--	--	136.2	--	--	--	--
62	GASOLINE & FUEL OIL.....	--	--	--	--	--	326.1	620.6	--
63	OTHER PETROLEUM & COAL PROD.....	--	--	--	0.5	--	12.4	45.4	1.2
64	INDUSTRIAL CHEMICALS.....	--	1.0	--	--	0.1	--	--	2.5
65	FERTILIZERS.....	--	--	--	--	--	--	--	7.2
66	PHARMACEUTICALS.....	--	--	--	--	--	--	--	406.2
67	OTHER CHEMICAL PRODUCTS.....	--	19.2	--	66.6	19.7	--	12.8	614.3
68	SCIENTIFIC EQUIPMENT.....	--	248.2	--	83.0	--	--	--	98.9
69	OTHER MANUFACTURED PRODUCTS.....	--	616.0	--	298.0	0.2	--	--	32.5
70	RESIDENTIAL CONSTRUCTION.....	--	--	--	--	--	--	--	--
71	NON-RESIDENTIAL CONSTRUCTION.....	--	--	--	--	--	--	--	--
72	REPAIR CONSTRUCTION.....	--	--	--	--	--	--	--	--
73	PIPELINE TRANSPORTATION.....	--	--	--	--	--	88.0	5.6	--
74	TRANSPORTATION & STORAGE.....	--	--	--	--	--	--	--	--
75	RADIO & TELEVISION BROADCASTING.....	--	--	--	--	--	--	--	--
76	TELEPHONE & TELEGRAPH.....	--	--	--	--	--	--	--	--
77	POSTAL SERVICES.....	--	--	--	--	--	--	--	--
78	ELECTRIC POWER.....	--	--	--	--	--	1274.2	--	--
79	OTHER UTILITIES.....	--	--	--	--	--	239.1	--	--
80	WHOLESALE MARGINS.....	469.9	392.1	203.1	250.8	543.6	251.1	256.4	213.9
81	RETAIL MARGINS.....	928.1	1429.6	1884.6	851.6	2147.2	7.1	498.3	786.1
82	IMPUTED RENT OWNER OCPD, DWEL.....	--	--	--	--	--	--	--	--
83	OTHER FINANCE,INS,REAL ESTATE.....	--	--	--	--	--	--	--	--
84	BUSINESS SERVICES.....	--	--	--	--	--	--	--	--
85	EDUCATION SERVICES.....	--	--	--	--	--	--	--	--
86	HEALTH SERVICES.....	--	--	--	--	--	--	--	--
87	AMUSEMENT & RECREATION SERVICES.....	--	--	--	--	--	--	--	--
88	ACCOMMODATION & FOOD SERVICES.....	--	--	--	--	--	--	--	--
89	OTHER PERSONAL & MISC. SERVICES.....	702.0	137.6	39.0	20.5	--	--	--	--
90	TRANSPORTATION MARGINS.....	69.9	86.1	93.2	72.6	252.1	12.2	40.1	48.9
91	OPERATING, OFFICE, LAB & FOOD.....	--	--	--	--	--	--	--	--
92	TRAVEL, ADVERTISING & PROMOTION.....	--	--	--	--	--	--	--	--
93	NON-COMPETING IMPORTS.....	--	--	--	--	111.3	--	--	--
94	UNALLOCATED IMPORTS & EXPORTS.....	--	--	--	--	--	--	--	--
95	INDIRECT TAXES.....	638.2	798.8	596.0	348.9	2881.3	92.4	852.1	284.1
96	SUBSIDIES.....	--	--	--	--	--	--	--	--
97	WAGES & SALARIES.....	--	--	--	--	--	--	--	--
98	SUPPLEMENTARY LABOUR INCOME.....	--	--	--	--	--	--	--	--
99	NET INCOME,UNINC, BUSINESS.....	--	--	--	--	--	--	--	--
100	OTHER OPERATING SURPLUS.....	--	--	--	--	--	--	--	--
	TOTAL.....	6225.7	6790.1	5937.0	3830.2	14178.0	2403.1	2331.2	3060.3

NOTE: DETAIL MAY NOT ADD DUE TO ROUNDING AND SUPPRESSION OF CONFIDENTIAL COMMODITIES.



TABLE 48. FINAL DEMAND MATRIX (AGGREGATION - M), 1978 (MILLIONS OF 1971 DOLLARS) - CONTINUED

NO.	COMMODITY AGGREGATION - M	CE, GROSS RENT	CE, MEDICAL & HOSPITAL	CE, TRANSPORT & COMMUNICAT	CE, EXP RESTAURANT & HOTELS	CE, NET EXPEND. ABROAD	CE, OTHER SERVICES	CON MANU-FACTURING	CON MINING QUARRYING OIL WELLS
1	GRAINS	..	..	..	..	..	..	..	..
2	LIVE ANIMALS	..	..	..	..	..	..	..	..
3	OTHER AGRICULTURAL PRODUCTS	..	90.3	..	..	..	..	..	..
4	FORESTRY PRODUCTS	..	..	..	..	..	..	..	..
5	FISH LANDINGS	..	..	..	..	..	..	..	..
6	HUNTING & TRAPPING PRODUCTS	..	..	..	..	..	..	..	..
7	IRON ORES & CONCENTRATES	..	..	..	..	..	..	..	..
8	OTHER METAL ORES & CONCENTRATES	..	..	..	..	..	..	..	..
9	COAL	..	..	..	..	..	0.3	..	..
10	CRUDE MINERAL OILS	..	..	..	..	..	..	..	..
11	NATURAL GAS	..	..	..	..	..	5.6	..	..
12	NON-METALLIC MINERALS	..	..	..	..	..	..	..	..
13	SERVICES INCIDENTAL TO MINING	..	..	..	..	..	..	..	..
14	MEAT PRODUCTS	..	..	..	..	..	..	..	..
15	DAIRY PRODUCTS	..	..	..	..	..	..	..	..
16	FISH PRODUCTS	..	..	..	..	..	..	..	..
17	FRUITS & VEGETABLES PREPARATIONS	..	..	..	..	..	..	..	..
18	FEEDS	..	..	..	..	..	..	..	..
19	FLOUR,WHEAT,MEAL & OTHER CEREALS	..	..	..	..	..	..	..	..
20	BREAKFAST CEREAL & BAKERY PROD.	..	..	..	..	..	..	..	..
21	SUGAR	..	..	..	..	..	..	..	..
22	MISC FOOD PRODUCTS	..	..	..	..	..	..	..	..
23	SOFT DRINKS	..	..	..	..	..	..	..	..
24	ALCOHOLIC BEVERAGES	..	..	..	..	..	..	..	..
25	TOBACCO PROCESSED UNMANUFACTURED	..	..	..	..	..	..	..	..
26	CIGARETTES & TOBACCO MFG.	..	..	..	..	..	..	..	..
27	TIRES & TUBES	..	..	..	..	..	..	..	..
28	OTHER RUBBER PRODUCTS	..	..	..	..	..	..	..	..
29	PLASTIC FABRICATED PRODUCTS	..	..	..	..	..	..	..	..
30	LEATHER & LEATHER PRODUCTS	..	..	..	..	..	..	..	..
31	YARNS & MAN MADE FIBRES	..	..	..	..	..	..	..	..
32	FABRICS	..	..	..	..	..	..	..	..
33	OTHER TEXTILE PRODUCTS	..	..	..	..	..	6.6	..	..
34	HOSIERY & KNITTED WEAR	..	..	..	..	..	..	..	..
35	CLOTHING & ACCESSORIES	..	..	..	..	..	..	..	..
36	LUMBER & TIMBER	..	..	..	..	..	..	..	..
37	VENEER & PLYWOOD	..	..	..	..	..	..	..	..
38	OTHER WOOD FABRICATED MATERIALS	..	..	..	..	..	..	..	..
39	FURNITURE & FIXTURES	..	..	..	..	..	..	..	..
40	PULP	..	..	..	..	..	..	..	..
41	NEWSPRINT & OTHER PAPER STOCK	..	..	..	..	..	..	..	..
42	PAPER PRODUCTS	..	..	..	..	..	..	..	..
43	PRINTING & PUBLISHING	..	..	..	..	..	47.4	..	..
44	ADVERTISING,PRINT MEDIA	..	..	..	..	..	..	..	..
45	IRON & STEEL PRODUCTS	..	..	..	..	..	..	..	..
46	ALUMINUM PRODUCTS	..	..	..	..	..	..	..	..
47	COPPER & COPPER ALLOY PRODUCTS	..	..	..	..	..	..	..	..
48	NICKEL PRODUCTS	..	..	..	..	..	..	..	..
49	OTHER NON FERROUS METAL PRODUCTS	..	..	..	..	..	..	..	..
50	BOILERS, TANKS & PLATES	..	..	..	..	..	..	..	..
51	FABRICATED STRUCTURAL METAL PROD	..	..	..	..	..	..	..	..
52	OTHER METAL FABRICATED PRODUCTS	..	..	..	..	..	..	..	..
53	AGRICULTURAL MACHINERY	..	..	..	..	..	..	..	..
54	OTHER INDUSTRIAL MACHINERY	..	..	..	..	..	..	..	..
55	MOTOR VEHICLES	..	..	..	..	..	..	..	..
56	MOTOR VEHICLE PARTS	..	..	..	..	..	..	..	..
57	OTHER TRANSPORT EQUIPMENT	..	..	..	..	..	..	..	..
58	APPLIANCES & RECEIVERS,HOUSEHOLD	..	..	..	..	..	..	..	..
59	OTHER ELECTRICAL PRODUCTS	..	..	..	..	..	..	..	..
60	CEMENT & CONCRETE PRODUCTS	..	..	..	..	..	..	..	..
61	OTHER NON-METALLIC MINERAL PROD	..	..	..	..	..	..	..	..
62	GASOLINE & FUEL OIL	..	..	..	..	..	22.1	..	..
63	OTHER PETROLEUM & COAL PROD.	..	..	..	..	..	0.5	..	..
64	INDUSTRIAL CHEMICALS	..	..	..	..	..	..	..	..
65	FERTILIZERS	..	..	..	..	..	..	..	..
66	PHARMACEUTICALS	..	..	..	..	..	0.7	..	..
67	OTHER CHEMICAL PRODUCTS	..	..	..	..	..	..	..	..
68	SCIENTIFIC EQUIPMENT	..	..	..	..	..	..	..	..
69	OTHER MANUFACTURED PRODUCTS	..	..	..	..	..	9.7	..	..
70	RESIDENTIAL CONSTRUCTION	..	..	..	..	..	..	..	..
71	NON-RESIDENTIAL CONSTRUCTION	..	..	..	..	..	..	850.4	1631.6
72	REPAIR CONSTRUCTION	..	..	..	..	..	32.9	..	..
73	PIPELINE TRANSPORTATION	..	..	..	..	..	5.8	..	..
74	TRANSPORTATION & STORAGE	..	..	1614.9	..	..	23.4	..	..
75	RADIO & TELEVISION BROADCASTING	..	..	..	..	..	168.8	..	..
76	TELEPHONE & TELEGRAPH	..	..	1460.6	..	..	43.4	..	..
77	POSTAL SERVICES	..	..	97.3	..	..	17.7	..	..
78	ELECTRIC POWER	..	..	..	..	..	44.2	..	..
79	OTHER UTILITIES	441.6	..	..	..	..	21.4	..	..
80	WHOLESALE MARGINS	..	..	..	..	..	13.5	..	..
81	RETAIL MARGINS	..	..	..	..	..	22.2	..	..
82	IMPUTED RENT OWNER OCPD DWEL.	7424.9	..	..	..	..	..	..	..
83	OTHER FINANCE,INS,REAL ESTATE	3756.6	193.6	669.7	..	..	3523.0	..	..
84	BUSINESS SERVICES	..	..	13.8	..	..	377.2	..	..
85	EDUCATION SERVICES	..	..	..	..	..	401.6	..	..
86	HEALTH SERVICES	..	1146.2	..	..	..	0.1	..	..
87	AMUSEMENT & RECREATION SERVICES	..	..	..	..	..	1213.6	..	..
88	ACCOMMODATION & FOOD SERVICES	..	..	..	4911.7	..	-45.9	..	..
89	OTHER PERSONAL & MISC. SERVICES	156.3	..	107.6	..	..	1126.0	..	..
90	TRANSPORTATION MARGINS	..	..	..	..	..	3.5	..	..
91	OPERATING, OFFICE, LAB & FOOD	..	..	..	..	..	202.3	..	..
92	TRAVEL, ADVERTISING & PROMOTION	..	..	..	..	..	129.6	..	..
93	NON-COMPETING IMPORTS	..	..	..	..	..	..	..	..
94	UNALLOCATED IMPORTS & EXPORTS	..	..	..	..	811.0	..	..	..
95	INDIRECT TAXES	1.6	..	68.1	180.1	..	167.8	..	..
96	SUBSIDIES	..	..	..	..	..	..	..	..
97	WAGES & SALARIES	..	..	..	..	..	2216.8	..	..
98	SUPPLEMENTARY LABOUR INCOME	..	..	..	..	..	158.0	..	..
99	NET INCOME,UNINC. BUSINESS	..	..	..	..	..	..	..	..
100	OTHER OPERATING SURPLUS	..	..	..	..	..	186.5	..	..
	TOTAL	11781.1	1370.0	4032.0	5091.8	811.0	10146.2	850.4	1631.6

NOTE: DETAIL MAY NOT ADD DUE TO ROUNDING AND SUPPRESSION OF CONFIDENTIAL COMMODITIES.

TABLE 48. FINAL DEMAND MATRIX (AGGREGATION - M), 1978 (MILLIONS OF 1971 DOLLARS) - CONTINUED

COMMODITY AGGREGATION - M	CON HOUSING & COMMISSION	CON OTHER BUSINESS	CON GOVERNMENT	M&E MANUFACTURING	M&E MINING QUARRYING OIL WELLS	M&E OTHER BUSINESS	M&E GOVERNMENT	INVENTORIES
1 GRAINS.....	--	--	--	--	--	--	--	38.3
2 LIVE ANIMALS.....	--	--	--	--	--	--	--	-83.8
3 OTHER AGRICULTURAL PRODUCTS.....	--	--	--	--	--	--	--	144.9
4 FORESTRY PRODUCTS.....	--	--	--	--	--	--	--	-2.6
5 FISH LANDINGS.....	--	--	--	--	--	--	--	--
6 HUNTING & TRAPPING PRODUCTS.....	--	--	--	--	--	--	--	-0.3
7 IRON ORES & CONCENTRATES.....	--	--	--	--	--	--	--	2.8
8 OTHER METAL ORES & CONCENTRATES.....	--	--	--	--	--	--	--	34.5
9 COAL.....	--	--	--	--	--	--	--	-19.6
10 CRUDE MINERAL OILS.....	--	--	--	--	--	--	--	-14.8
11 NATURAL GAS.....	--	--	--	--	--	--	--	1.3
12 NON-METALLIC MINERALS.....	--	--	--	--	--	--	--	-18.0
13 SERVICES INCIDENTAL TO MINING.....	--	--	--	--	--	--	--	--
14 MEAT PRODUCTS.....	--	--	--	--	--	--	--	9.6
15 DAIRY PRODUCTS.....	--	--	--	--	--	--	--	0.9
16 FISH PRODUCTS.....	--	--	--	--	--	--	--	8.7
17 FRUITS & VEGETABLES PREPARATIONS.....	--	--	--	--	--	--	--	9.8
18 FEEDS.....	--	--	--	--	--	--	--	4.5
19 FLOUR,WHEAT,MEAL & OTHER CEREALS.....	--	--	--	--	--	--	--	-0.6
20 BREAKFAST CEREAL & BAKERY PROD.....	--	--	--	--	--	--	--	-2.5
21 SUGAR.....	--	--	--	--	--	--	--	8.7
22 MISC. FOOD PRODUCTS.....	--	--	--	--	--	--	--	2.3
23 SOFT DRINKS.....	--	--	--	--	--	--	--	-0.9
24 ALCOHOLIC BEVERAGES.....	--	--	--	--	--	--	--	-23.2
25 TOBACCO PROCESSED UNMANUFACTURED.....	--	--	--	--	--	--	--	10.3
26 CIGARETTES & TOBACCO MFG.....	--	--	--	--	--	--	--	-10.5
27 TIRES & TUBES.....	--	--	--	--	--	1.3	--	-18.2
28 OTHER RUBBER PRODUCTS.....	--	--	--	2.4	2.1	7.4	3.1	3.3
29 PLASTIC FABRICATED PRODUCTS.....	--	--	--	2.7	--	3.8	--	-2.3
30 LEATHER & LEATHER PRODUCTS.....	--	--	--	--	--	--	--	15.6
31 YARNS & MAN MADE FIBRES.....	--	--	--	--	--	--	--	-0.4
32 FABRICS.....	--	--	--	--	--	--	--	0.5
33 OTHER TEXTILE PRODUCTS.....	--	--	--	2.7	--	10.9	1.4	-0.7
34 HOSIERY & KNITTED WEAR.....	--	--	--	--	--	--	--	-9.7
35 CLOTHING & ACCESSORIES.....	--	--	--	--	--	--	--	-17.2
36 LUMBER & TIMBER.....	--	--	--	--	--	--	--	-61.6
37 VENEER & PLYWOOD.....	--	--	--	--	--	--	--	2.6
38 OTHER WOOD FABRICATED MATERIALS.....	--	--	--	9.8	--	8.8	0.3	-29.1
39 FURNITURE & FIXTURES.....	--	--	--	50.3	2.3	131.0	45.0	4.6
40 PULP.....	--	--	--	--	--	--	--	12.7
41 NEWSPRINT & OTHER PAPER STOCK.....	--	--	--	--	--	--	--	-8.3
42 PAPER PRODUCTS.....	--	--	--	--	--	--	--	33.3
43 PRINTING & PUBLISHING.....	--	--	--	--	--	--	--	4.3
44 ADVERTISING,PRINT MEDIA.....	--	--	--	--	--	--	--	--
45 IRON & STEEL PRODUCTS.....	--	--	--	--	--	--	--	46.3
46 ALUMINUM PRODUCTS.....	--	--	--	--	--	--	--	-53.1
47 COPPER & COPPER ALLOY PRODUCTS.....	--	--	--	--	--	--	--	18.8
48 NICKEL PRODUCTS.....	--	--	--	--	--	--	--	-112.3
49 OTHER NON FERROUS METAL PRODUCTS.....	--	--	--	--	--	-87.1	--	-33.7
50 BOILERS, TANKS & PLATES.....	--	--	--	48.3	0.3	17.0	1.7	4.2
51 FABRICATED STRUCTURAL METAL PROD.....	--	--	--	0.3	--	1.2	0.5	-0.1
52 OTHER METAL FABRICATED PRODUCTS.....	--	--	--	68.0	9.1	82.9	20.8	22.0
53 AGRICULTURAL MACHINERY.....	--	--	--	0.2	--	847.5	4.8	-40.4
54 OTHER INDUSTRIAL MACHINERY.....	--	--	--	1142.6	173.5	895.2	62.1	129.5
55 MOTOR VEHICLES.....	72.5	--	--	311.9	59.8	1252.3	107.6	120.5
56 MOTOR VEHICLE PARTS.....	--	--	--	20.2	2.2	62.4	3.0	-15.4
57 OTHER TRANSPORT EQUIPMENT.....	--	--	--	20.7	18.7	378.6	99.9	162.5
58 APPLIANCES & RECEIVERS,HOUSEHOLD.....	--	--	--	5.0	0.3	163.7	8.9	-6.7
59 OTHER ELECTRICAL PRODUCTS.....	--	--	--	96.1	23.6	1313.7	31.8	55.8
60 CEMENT & CONCRETE PRODUCTS.....	--	--	--	--	--	--	--	-1.7
61 OTHER NON-METALLIC MINERAL PROD.....	--	--	--	26.5	--	0.9	0.2	10.8
62 GASOLINE & FUEL OIL.....	--	--	--	--	--	--	--	-19.1
63 OTHER PETROLEUM & COAL PROD.....	--	--	--	--	--	--	--	18.3
64 INDUSTRIAL CHEMICALS.....	--	--	--	--	--	81.0	--	33.4
65 FERTILIZERS.....	--	--	--	--	--	--	--	-18.1
66 PHARMACEUTICALS.....	--	--	--	--	--	--	--	7.3
67 OTHER CHEMICAL PRODUCTS.....	--	--	--	--	--	--	--	34.9
68 SCIENTIFIC EQUIPMENT.....	--	--	--	44.9	12.2	110.1	83.5	17.1
69 OTHER MANUFACTURED PRODUCTS.....	--	--	--	0.7	--	43.6	4.3	15.6
70 RESIDENTIAL CONSTRUCTION.....	5168.8	--	16.6	--	--	--	--	--
71 NON-RESIDENTIAL CONSTRUCTION.....	--	5424.3	3240.8	--	--	--	--	--
72 REPAIR CONSTRUCTION.....	--	--	--	--	--	--	--	--
73 PIPELINE TRANSPORTATION.....	--	--	--	--	--	--	--	--
74 TRANSPORTATION & STORAGE.....	--	--	--	--	--	--	--	--
75 RADIO & TELEVISION BROADCASTING.....	--	--	--	--	--	--	--	--
76 TELEPHONE & TELEGRAPH.....	--	--	--	--	--	--	--	--
77 POSTAL SERVICES.....	--	--	--	--	--	--	--	--
78 ELECTRIC POWER.....	--	--	--	--	--	--	--	--
79 OTHER UTILITIES.....	--	--	--	--	--	--	--	--
80 WHOLESALE MARGINS.....	7.3	--	--	416.7	63.1	636.3	54.2	--
81 RETAIL MARGINS.....	9.2	--	--	31.5	6.0	197.1	9.3	--
82 IMPUTED RENT OWNER OCPD, DWEL.....	--	--	--	--	--	--	--	--
83 OTHER FINANCE,INS,REAL ESTATE.....	997.0	--	--	--	--	--	--	--
84 BUSINESS SERVICES.....	--	--	--	--	--	--	--	--
85 EDUCATION SERVICES.....	--	--	--	--	--	--	--	--
86 HEALTH SERVICES.....	--	--	--	--	--	--	--	--
87 AMUSEMENT & RECREATION SERVICES.....	--	--	--	--	--	--	--	--
88 ACCOMMODATION & FOOD SERVICES.....	--	--	--	--	--	--	--	--
89 OTHER PERSONAL & MISC SERVICES.....	--	--	--	--	--	--	--	--
90 TRANSPORTATION MARGINS.....	1.5	--	--	49.0	3.2	103.2	9.9	--
91 OPERATING, OFFICE, LAB. & FOOD.....	--	--	--	--	--	--	--	--
92 TRAVEL, ADVERTISING & PROMOTION.....	--	--	--	--	--	--	--	--
93 NON-COMPETING IMPORTS.....	--	--	--	--	--	--	--	--
94 UNALLOCATED IMPORTS & EXPORTS.....	--	--	--	--	--	--	--	--
95 INDIRECT TAXES.....	6.2	--	--	201.9	20.7	641.0	37.5	--
96 SUBSIDIES.....	--	--	--	--	--	--	--	--
97 WAGES & SALARIES.....	--	--	--	--	--	--	--	--
98 SUPPLEMENTARY LABOUR INCOME.....	--	--	--	--	--	--	--	--
99 NET INCOME,UNINC. BUSINESS.....	--	--	--	--	--	--	--	--
100 OTHER OPERATING SURPLUS.....	--	--	--	--	--	--	--	--
TOTAL.....	6262.5	5424.3	3257.3	2552.2	401.9	6903.8	589.9	416.8

NOTE: DETAIL MAY NOT ADD DUE TO ROUNDING AND SUPPRESSION OF CONFIDENTIAL COMMODITIES.

TABLE 48. FINAL DEMAND MATRIX (AGGREGATION - M), 1978 (MILLIONS OF 1971 DOLLARS) - CONCLUDED

NO.	COMMODITY AGGREGATION - M	DOMESTIC EXPORTS	RE-EXPORTS	IMPORTS	GOVT GROSS CURRENT EXPEND.	GOVT SALE OF GOODS & SERVICES	FINAL EXPEND ON GDP
1	GRAINS	893.3	0.1	-38.5	--	-0.1	893.1
2	LIVE ANIMALS	111.9	0.1	-43.5	--	-2.1	82.8
3	OTHER AGRICULTURAL PRODUCTS	270.5	0.9	-375.3	20.1	-5.7	695.5
4	FORESTRY PRODUCTS	32.3	--	-45.4	--	-2.2	20.5
5	FISH LANDINGS	25.7	0.1	-16.7	--	-0.4	18.5
6	HUNTING & TRAPPING PRODUCTS	15.3	0.5	-19.5	--	--	-3.9
7	IRON ORES & CONCENTRATES	338.4	--	-84.3	--	--	256.9
8	OTHER METAL ORES & CONCENTRATES	663.5	0.4	-247.1	--	--	451.2
9	COAL	163.2	--	-211.9	2.0	-31.7	-96.1
10	CRUDE MINERAL OILS	273.7	--	-659.0	--	--	-400.1
11	NATURAL GAS	138.5	--	--	13.7	-1.4	217.1
12	NON-METALLIC MINERALS	281.9	2.2	-106.9	35.5	-0.8	206.4
13	SERVICES INCIDENTAL TO MINING	--	--	--	--	-0.2	-0.2
14	MEAT PRODUCTS	238.1	2.2	-231.0	0.2	-0.8	2060.7
15	DAIRY PRODUCTS	64.6	0.1	-37.9	--	--	1176.0
16	FISH PRODUCTS	365.0	2.7	-88.3	--	--	377.6
17	FRUITS & VEGETABLES PREPARATIONS	51.2	1.6	-257.2	--	--	574.8
18	FEEDS	70.7	0.1	-73.3	--	-0.8	139.9
19	FLOUR,WHEAT,MEAL & OTHER CEREALS	63.1	0.1	-12.5	--	--	79.9
20	BREAKFAST CEREAL & BAKERY PROD.	19.6	--	-24.7	--	--	660.4
21	SUGAR	28.8	--	-0.5	--	--	77.7
22	MISC. FOOD PRODUCTS	78.5	9.9	-283.3	--	--	752.7
23	SOFT DRINKS	0.9	--	-3.1	--	--	307.6
24	ALCOHOLIC BEVERAGES	241.9	0.4	-280.7	--	--	922.0
25	TOBACCO PROCESSED UNMANUFACTURED	50.1	0.1	-6.7	--	--	53.9
26	CIGARETTES & TOBACCO MFG	6.6	0.1	-14.4	--	--	456.6
27	TIRES & TUBES	115.0	2.6	-191.9	--	--	83.5
28	OTHER RUBBER PRODUCTS	20.6	1.1	-130.9	--	--	-0.7
29	PLASTIC FABRICATED PRODUCTS	57.9	1.6	-274.8	--	--	-118.5
30	LEATHER & LEATHER PRODUCTS	37.6	2.0	-254.8	0.3	--	303.9
31	YARNS & MAN MADE FIBRES	59.3	1.5	-230.6	--	--	-133.8
32	FABRICS	46.6	3.7	-465.9	0.3	--	-259.7
33	OTHER TEXTILE PRODUCTS	55.0	2.4	-241.2	23.4	--	385.4
34	HOSIERY & KNITTED WEAR	4.4	0.5	-223.1	0.6	--	547.0
35	CLOTHING & ACCESSORIES	65.1	4.4	-338.4	23.2	-2.0	1574.8
36	LUMBER & TIMBER	1361.2	0.6	-88.3	--	-17.0	1225.9
37	VENEER & PLYWOOD	89.5	0.1	-50.8	--	--	65.2
38	OTHER WOOD FABRICATED MATERIALS	179.2	0.6	-78.8	--	--	124.3
39	FURNITURE & FIXTURES	69.0	1.6	-163.7	5.1	-1.3	945.2
40	PULP	988.7	0.1	-24.4	--	--	977.1
41	NEWSPRINT & OTHER PAPER STOCK	1409.1	0.1	-139.2	--	--	1266.6
42	PAPER PRODUCTS	71.2	2.2	-278.8	--	--	168.5
43	PRINTING & PUBLISHING	78.7	6.0	-428.5	101.8	-22.3	483.3
44	ADVERTISING,PRINT MEDIA	--	--	--	--	-0.1	-0.1
45	IRON & STEEL PRODUCTS	529.5	11.7	-490.7	--	--	96.7
46	ALUMINUM PRODUCTS	497.7	0.6	-99.1	--	--	346.2
47	COPPER & COPPER ALLOY PRODUCTS	360.5	0.6	-88.5	--	--	291.4
48	NICKEL PRODUCTS	505.5	5.1	-34.4	--	--	363.8
49	OTHER NON FERROUS METAL PRODUCTS	402.9	2.9	-162.2	--	-1.6	122.6
50	BOILERS, TANKS & PLATES	26.0	0.4	-34.5	--	--	63.4
51	FABRICATED STRUCTURAL METAL PROD.	136.6	0.8	-64.0	--	--	77.9
52	OTHER METAL FABRICATED PRODUCTS	305.8	13.7	-932.6	42.9	--	-112.4
53	AGRICULTURAL MACHINERY	326.7	19.4	-842.5	--	--	354.4
54	OTHER INDUSTRIAL MACHINERY	1054.0	149.0	-3055.3	22.3	-1.9	687.0
55	MOTOR VEHICLES	4672.8	13.7	-3572.3	61.6	-0.9	6371.4
56	MOTOR VEHICLE PARTS	2483.8	48.1	-3863.7	--	-0.7	-1039.7
57	OTHER TRANSPORT EQUIPMENT	568.8	63.4	-757.5	225.9	-18.0	917.6
58	APPLIANCES & RECEIVERS,HOUSEHOLD	135.9	3.0	-1025.5	0.1	--	634.4
59	OTHER ELECTRICAL PRODUCTS	554.1	47.1	-1366.2	50.9	--	989.5
60	CEMENT & CONCRETE PRODUCTS	50.5	--	-9.1	--	--	46.8
61	OTHER NON-METALLIC MINERAL PROD.	135.9	1.4	-392.0	--	--	-80.1
62	GASOLINE & FUEL OIL	129.0	3.0	-55.9	130.9	-1.6	1154.9
63	OTHER PETROLEUM & COAL PROD.	174.1	0.2	-81.4	4.4	-0.2	175.3
64	INDUSTRIAL CHEMICALS	--	5.8	-800.4	20.5	-55.1	-200.6
65	FERTILIZERS	--	--	-54.7	--	--	175.6
66	PHARMACEUTICALS	38.8	7.7	-168.0	137.9	-6.1	424.5
67	OTHER CHEMICAL PRODUCTS	95.3	3.7	-561.9	58.9	--	363.4
68	SCIENTIFIC EQUIPMENT	187.4	25.9	-998.7	111.3	-12.1	-8.4
69	OTHER MANUFACTURED PRODUCTS	118.2	16.2	-749.4	2.5	-5.9	402.1
70	RESIDENTIAL CONSTRUCTION	--	--	--	--	--	5185.4
71	NON-RESIDENTIAL CONSTRUCTION	--	--	--	52.5	--	11199.6
72	REPAIR CONSTRUCTION	--	--	--	609.0	--	641.9
73	PIPELINE TRANSPORTATION	189.2	--	-107.1	13.1	--	194.5
74	TRANSPORTATION & STORAGE	586.0	--	-123.2	408.7	-60.6	2449.3
75	RADIO & TELEVISION BROADCASTING	7.9	--	-12.5	--	--	164.2
76	TELEPHONE & TELEGRAPH	43.7	--	-46.4	294.7	-14.4	1781.6
77	POSTAL SERVICES	12.4	--	-6.5	67.5	--	188.4
78	ELECTRIC POWER	154.3	--	-2.1	257.8	-13.0	1715.4
79	OTHER UTILITIES	0.7	--	-1.4	109.3	-427.3	383.4
80	WHOLESALE MARGINS	915.6	--	-127.3	97.3	-13.5	4644.0
81	RETAIL MARGINS	--	--	--	54.2	--	8857.0
82	IMPUTED RENT OWNER OCPD DWEL	--	--	--	--	--	7424.9
83	OTHER FINANCE,INS,REAL ESTATE	108.9	--	-567.1	627.7	-350.1	8953.3
84	BUSINESS SERVICES	429.8	--	-947.6	1253.7	-122.3	1004.6
85	EDUCATION SERVICES	0.1	--	-0.2	254.4	-323.5	332.5
86	HEALTH SERVICES	0.3	--	-0.4	1795.9	-288.0	2654.1
87	AMUSEMENT & RECREATION SERVICES	1.3	--	-6.7	27.1	-261.6	973.8
88	ACCOMMODATION & FOOD SERVICES	--	--	--	14.4	-59.8	4820.4
89	OTHER PERSONAL & MISC. SERVICES	57.3	--	-70.9	555.9	-427.7	2403.6
90	TRANSPORTATION MARGINS	1234.3	2.3	--	37.2	--	2123.1
91	OPERATING OFFICE LAB & FOOD	--	--	--	1248.0	--	1450.4
92	TRAVEL ADVERTISING & PROMOTION	--	--	--	563.0	--	692.6
93	NON-COMPETING IMPORTS	--	0.1	-399.5	--	--	-296.9
94	UNALLOCATED IMPORTS & EXPORTS	1763.3	4.5	-2821.4	--	--	-242.7
95	INDIRECT TAXES	10.2	--	1642.8	144.0	--	9613.7
96	SUBSIDIES	--	--	--	--	--	--
97	WAGES & SALARIES	--	--	--	12607.2	--	14824.0
98	SUPPLEMENTARY LABOUR INCOME	--	--	--	1482.8	--	1640.8
99	NET INCOME,UNINC BUSINESS	--	--	--	--	--	--
100	OTHER OPERATING SURPLUS	--	--	--	1892.3	--	2078.8
	TOTAL	28932.0	503.0	-30623.9	25563.9	-2554.8	128098.8

NOTE: DETAIL MAY NOT ADD DUE TO ROUNDING AND SUPPRESSION OF CONFIDENTIAL COMMODITIES.

TABLE 49. MAKE (OUTPUT) MATRIX (AGGREGATION - S), 1979 (MILLIONS OF 1971 DOLLARS)

NO.	COMMODITY AGGREGATION - S	AGRICULTURE	FORESTRY	FISHING, HUNTING & TRAPPING	MINES QUARRIES & OIL WELLS	MANUFACTURING	CONSTRUCTION
1	GRAINS	1105.6	--	--	--	0.1	--
2	OTHER AGRICULTURAL PRODUCTS	4317.4	16.7	--	--	6.5	--
3	FORESTRY PRODUCTS	41.3	1743.7	--	--	46.3	--
4	FISHING & TRAPPING PRODUCTS	--	--	264.2	--	--	--
5	METALLIC ORES & CONCENTRATES	--	--	--	2090.3	106.5	--
6	MINERALS FUELS	--	--	--	2261.3	12.4	--
7	NON-METALLIC MINERALS	--	--	--	524.1	32.6	--
8	SERVICES INCIDENTAL TO MINING	--	--	--	1293.2	--	--
9	MEAT,FISH & DAIRY PRODUCTS	75.4	--	2.2	--	5312.6	--
10	FRUIT,VEG.,FEED,MISC.FOOD PROD.	17.8	--	--	--	4337.0	--
11	BEVERAGES	--	--	--	--	1449.2	--
12	TOBACCO & TOBACCO PRODUCTS	--	--	--	--	654.6	--
13	RUBBER,LEATHER,PLASTIC FAB.PRO	--	--	--	--	2204.6	--
14	TEXTILE PRODUCTS	--	--	--	--	2271.4	--
15	KNITTED PRODUCTS & CLOTHING	--	--	--	--	2446.0	--
16	LUMBER,SAWMILL,OTHER WOOD PROD.	--	14.3	--	--	3397.4	--
17	FURNITURE & FIXTURES	--	--	--	--	1048.4	--
18	PAPER & PAPER PRODUCTS	--	--	--	--	5268.7	--
19	PRINTING & PUBLISHING	--	--	--	--	2495.0	--
20	PRIMARY METAL PRODUCTS	--	--	--	0.1	5605.6	--
21	METAL FABRICATED PRODUCTS	--	--	--	--	4471.0	--
22	MACHINERY & EQUIPMENT	--	0.1	--	31.7	3490.9	--
23	AUTOS,TRUCKS,OTHER TRANSP. EQP.	--	--	--	--	10853.7	--
24	ELEC. & COMMUNICATIONS PROD.	--	--	--	--	4125.5	--
25	NON-METALLIC MINERAL PRODUCTS	--	--	--	6.4	2003.2	--
26	PETROLEUM & COAL PRODUCTS	--	--	--	147.0	3261.8	--
27	CHEMICALS,CHEMICAL PROD.	--	--	--	260.4	4521.2	--
28	MISC. MANUFACTURED PRODUCTS	--	--	--	--	1603.3	--
29	RESIDENTIAL CONSTRUCTION	--	--	--	--	--	4946.1
30	NON-RESIDENTIAL CONSTRUCTION	--	--	--	--	--	12135.2
31	REPAIR CONSTRUCTION	--	--	--	--	--	3546.7
32	TRANSPORTATION & STORAGE	--	2.8	--	--	--	--
33	COMMUNICATION SERVICES	--	--	--	--	--	--
34	OTHER UTILITIES	--	--	--	1.2	29.4	--
35	WHOLESALE MARGINS	--	3.0	--	1.9	1731.7	--
36	RETAIL MARGINS	--	--	--	--	--	--
37	IMPUTED RENT OWNER OCPD. DWEL.	--	--	--	--	--	--
38	OTHER FINANCE,INS.,REAL ESTATE	7.4	1.2	--	105.9	85.1	105.6
39	BUSINESS SERVICES	--	--	--	1.3	108.9	0.2
40	PERSONAL & OTHER MISC. SERVICE	--	40.2	2.8	22.9	264.9	67.9
41	TRANSPORTATION MARGINS	--	--	--	--	--	--
42	OPERATING,OFFICE,LAB & FOOD	--	--	--	--	--	--
43	TRAVEL, ADVERTISING, PROMOTION	--	--	--	--	--	--
	<b>TOTAL</b>	<b>5565.0</b>	<b>1822.1</b>	<b>269.3</b>	<b>6747.8</b>	<b>73245.5</b>	<b>20801.6</b>

NOTE: DETAIL MAY NOT ADD DUE TO ROUNDING.

TABLE 49. MAKE (OUTPUT) MATRIX (AGGREGATION - S), 1979 (MILLIONS OF 1971 DOLLARS) - CONTINUED

NO.	COMMODITY AGGREGATION - S	TRANS. & STORAGE	COMMUNICATION	ELEC POWER GAS,OTHER UTILITIES	WHOLESALE TRADE	RETAIL TRADE	FINANCE, INS. & REAL EST.
1	GRAINS	--	--	--	--	--	--
2	OTHER AGRICULTURAL PRODUCTS	--	--	--	--	3.6	--
3	FORESTRY PRODUCTS	--	--	2.3	2.6	--	--
4	FISHING & TRAPPING PRODUCTS	--	--	--	--	--	--
5	METALLIC ORES & CONCENTRATES	--	--	--	--	--	--
6	MINERALS FUELS	--	--	--	0.8	--	--
7	NON-METALLIC MINERALS	--	--	--	3.7	--	--
8	SERVICES INCIDENTAL TO MINING	--	--	--	--	--	--
9	MEAT,FISH & DAIRY PRODUCTS	--	--	--	1.1	190.2	--
10	FRUIT,VEG.,FEED,MISC.FOOD PROD.	--	--	--	32.9	2.9	--
11	BEVERAGES	--	--	--	0.7	--	--
12	TOBACCO & TOBACCO PRODUCTS	--	--	--	--	--	--
13	RUBBER,LEATHER,PLASTIC FAB.PRO	--	--	--	4.8	--	--
14	TEXTILE PRODUCTS	--	--	--	2.4	2.8	--
15	KNITTED PRODUCTS & CLOTHING	--	--	--	5.5	0.4	--
16	LUMBER,SAWMILL,OTHER WOOD PROD.	--	--	--	22.7	--	--
17	FURNITURE & FIXTURES	--	--	--	1.1	--	--
18	PAPER & PAPER PRODUCTS	--	--	--	13.0	--	--
19	PRINTING & PUBLISHING	--	--	--	1.6	--	--
20	PRIMARY METAL PRODUCTS	--	--	--	4.3	--	--
21	METAL FABRICATED PRODUCTS	--	--	--	13.9	--	--
22	MACHINERY & EQUIPMENT	--	--	--	40.3	--	--
23	AUTOS,TRUCKS,OTHER TRANSP. EQP.	143.9	--	--	13.7	--	--
24	ELEC. & COMMUNICATIONS PROD.	--	170.3	--	41.3	--	--
25	NON-METALLIC MINERAL PRODUCTS	--	--	--	4.3	--	--
26	PETROLEUM & COAL PRODUCTS	8.3	--	0.1	2.2	--	--
27	CHEMICALS,CHEMICAL PROD.	--	--	--	28.3	--	--
28	MISC. MANUFACTURED PRODUCTS	--	--	--	20.4	--	--
29	RESIDENTIAL CONSTRUCTION	--	--	--	--	--	--
30	NON-RESIDENTIAL CONSTRUCTION	--	--	--	--	--	--
31	REPAIR CONSTRUCTION	--	--	--	--	--	--
32	TRANSPORTATION & STORAGE	11287.7	--	14.2	--	8.1	0.2
33	COMMUNICATION SERVICES	--	5474.6	--	--	--	--
34	OTHER UTILITIES	--	--	4073.1	--	--	--
35	WHOLESALE MARGINS	9.4	--	--	7259.8	--	--
36	RETAIL MARGINS	14.3	--	33.6	--	9438.8	--
37	IMPUTED RENT OWNER OCPD. DWEL.	--	--	--	--	--	7707.3
38	OTHER FINANCE,INS.,REAL ESTATE	41.0	4.1	8.2	37.5	68.6	16624.3
39	BUSINESS SERVICES	23.3	43.7	19.6	65.4	3.1	73.9
40	PERSONAL & OTHER MISC. SERVICE	116.4	24.5	49.5	692.4	1740.1	421.4
41	TRANSPORTATION MARGINS	--	--	--	--	--	--
42	OPERATING,OFFICE,LAB & FOOD	--	--	--	--	--	--
43	TRAVEL, ADVERTISING, PROMOTION	--	--	--	--	--	--
	<b>TOTAL</b>	<b>11644.4</b>	<b>5717.3</b>	<b>4200.6</b>	<b>8316.7</b>	<b>11458.6</b>	<b>24827.2</b>

NOTE: DETAIL MAY NOT ADD DUE TO ROUNDING.

TABLE 49. MAKE (OUTPUT) MATRIX (AGGREGATION - S), 1979 (MILLIONS OF 1971 DOLLARS) - CONCLUDED

NO.	COMMODITY AGGREGATION - S	BUSINESS & PERSONAL SERVICES	TRANS. MARGINS	OPERATING OFFICE SUPPLIES	TRAVEL, PROMOTION, ADVTG.	TOTAL INDUSTRIES
1	GRAINS	--	--	--	--	1105.7
2	OTHER AGRICULTURAL PRODUCTS	--	--	--	--	4344.2
3	FORESTRY PRODUCTS	--	--	--	--	1836.3
4	FISHING & TRAPPING PRODUCTS	--	--	--	--	264.2
5	METALLIC ORES & CONCENTRATES	--	--	--	--	2196.8
6	MINERAL FUELS	--	--	--	--	2274.5
7	NON-METALLIC MINERALS	--	--	--	--	560.4
8	SERVICES INCIDENTAL TO MINING	--	--	--	--	1293.2
9	MEAT,FISH & DAIRY PRODUCTS	--	--	--	--	5581.5
10	FRUIT,VEG,FEED,MISC.FOOD PROD.	--	--	--	--	4390.6
11	BEVERAGES	--	--	--	--	1449.9
12	TOBACCO & TOBACCO PRODUCTS	--	--	--	--	654.6
13	RUBBER,LEATHER,PLASTIC FAB.PRO	--	--	--	--	2209.5
14	TEXTILE PRODUCTS	--	--	--	--	2276.6
15	KNITTED PRODUCTS & CLOTHING	--	--	--	--	2451.9
16	LUMBER,SAWMILL,OTHER WOOD PROD.	--	--	--	--	3434.5
17	FURNITURE & FIXTURES	--	--	--	--	1049.5
18	PAPER & PAPER PRODUCTS	--	--	--	--	5281.7
19	PRINTING & PUBLISHING	--	--	--	--	2496.5
20	PRIMARY METAL PRODUCTS	--	--	--	--	5610.0
21	METAL FABRICATED PRODUCTS	--	--	--	--	4484.9
22	MACHINERY & EQUIPMENT	--	--	--	--	3563.0
23	AUTOS,TRUCKS,OTHER TRANSP. EQP.	--	--	--	--	11011.3
24	ELEC. & COMMUNICATIONS PROD.	--	--	--	--	4337.1
25	NON-METALLIC MINERAL PRODUCTS	--	--	--	--	2013.9
26	PETROLEUM & COAL PRODUCTS	--	--	--	--	3419.5
27	CHEMICALS,CHEMICAL PROD.	--	--	--	--	4809.9
28	MISC. MANUFACTURED PRODUCTS	--	--	--	--	1623.7
29	RESIDENTIAL CONSTRUCTION	--	--	--	--	4946.1
30	NON-RESIDENTIAL CONSTRUCTION	--	--	--	--	12135.2
31	REPAIR CONSTRUCTION	--	--	--	--	3546.7
32	TRANSPORTATION & STORAGE	--	--	--	--	11313.0
33	COMMUNICATION SERVICES	--	--	--	--	5474.6
34	OTHER UTILITIES	10.0	--	--	--	4113.7
35	WHOLESALE MARGINS	95.8	--	--	--	9101.7
36	RETAIL MARGINS	89.3	--	--	--	9576.0
37	IMPUTED RENT OWNER OCPD. DWEL.	--	--	--	--	7707.3
38	OTHER FINANCE,INS.,REAL ESTATE	94.9	--	--	--	17183.9
39	BUSINESS SERVICES	6018.1	--	--	--	6357.5
40	PERSONAL & OTHER MISC. SERVICE	12404.2	--	--	--	15847.2
41	TRANSPORTATION MARGINS	--	4763.5	--	--	4763.5
42	OPERATING,OFFICE,LAB & FOOD	--	--	7847.4	--	7847.4
43	TRAVEL, ADVERTISING, PROMOTION	--	--	--	4616.8	4616.8
	TOTAL	18712.2	4763.5	7847.4	4616.8	21055.9

NOTE: DETAIL MAY NOT ADD DUE TO ROUNDING.

TABLE 50. USE (INPUT) MATRIX (AGGREGATION - S), 1979 (MILLIONS OF 1971 DOLLARS)

NO.	COMMODITY AGGREGATION - S	AGRICULTURE	FORESTRY	FISHING, HUNTING & TRAPPING	MINES QUARRIES & OIL WELLS	MANUFACTURING	CONSTRUCTION
1	GRAINS	44.6	--	--	--	402.8	--
2	OTHER AGRICULTURAL PRODUCTS	346.6	--	--	--	2849.3	--
3	FORESTRY PRODUCTS	0.4	200.0	--	--	1585.8	11.5
4	FISHING & TRAPPING PRODUCTS	--	--	3.0	--	231.5	8.8
5	METALLIC ORES & CONCENTRATES	--	--	--	7.6	1377.5	--
6	MINERAL FUELS	1.9	--	0.1	8.3	2264.3	1.4
7	NON-METALLIC MINERALS	6.0	--	0.7	23.8	228.5	72.6
8	SERVICES INCIDENTAL TO MINING	--	--	--	497.0	--	796.5
9	MEAT,FISH & DAIRY PRODUCTS	3.4	--	--	--	1051.8	--
10	FRUIT,VEG,FEED,MISC.FOOD PROD.	655.7	--	--	--	1052.5	--
11	BEVERAGES	--	--	--	--	88.3	--
12	TOBACCO & TOBACCO PRODUCTS	--	--	--	--	125.7	--
13	RUBBER,LEATHER,PLASTIC FAB.PRO	18.7	--	--	3.8	914.8	315.3
14	TEXTILE PRODUCTS	9.7	3.3	12.6	1.3	1918.1	157.0
15	KNITTED PRODUCTS & CLOTHING	--	--	--	--	1877.7	--
16	LUMBER,SAWMILL,OTHER WOOD PROD.	3.5	--	5.5	1.7	829.3	970.1
17	FURNITURE & FIXTURES	--	--	--	--	43.6	16.4
18	PAPER & PAPER PRODUCTS	5.3	--	--	9.4	1973.1	141.1
19	PRINTING & PUBLISHING	--	--	--	0.3	263.2	--
20	PRIMARY METAL PRODUCTS	--	--	--	91.4	3981.1	532.3
21	METAL FABRICATED PRODUCTS	28.8	15.6	1.4	9.0	1886.0	1882.8
22	MACHINERY & EQUIPMENT	52.7	13.1	4.5	104.1	1004.2	225.9
23	AUTOS,TRUCKS,OTHER TRANSP. EQP.	1.4	3.0	20.6	5.2	3928.9	36.7
24	ELEC. & COMMUNICATIONS PROD.	--	--	7.9	10.1	1177.6	829.7
25	NON-METALLIC MINERAL PRODUCTS	3.8	0.1	0.6	20.2	752.6	1176.3
26	PETROLEUM & COAL PRODUCTS	213.0	32.1	17.2	105.9	337.7	210.8
27	CHEMICALS,CHEMICAL PROD.	418.9	2.4	0.6	108.8	2740.7	220.9
28	MISC. MANUFACTURED PRODUCTS	--	--	5.5	--	491.4	132.7
29	RESIDENTIAL CONSTRUCTION	--	--	--	--	--	--
30	NON-RESIDENTIAL CONSTRUCTION	--	--	--	--	--	--
31	REPAIR CONSTRUCTION	141.4	30.3	3.2	241.3	286.4	9.9
32	TRANSPORTATION & STORAGE	24.0	207.1	2.6	101.3	630.7	190.4
33	COMMUNICATION SERVICES	49.8	4.9	0.6	31.0	490.6	66.3
34	OTHER UTILITIES	112.4	1.2	0.3	179.8	857.1	13.0
35	WHOLESALE MARGINS	184.1	12.4	8.6	86.0	1547.8	902.8
36	RETAIL MARGINS	44.1	1.0	1.7	4.2	10.1	116.5
37	IMPUTED RENT OWNER OCPD. DWEL.	--	--	--	--	--	--
38	OTHER FINANCE,INS.,REAL ESTATE	314.7	129.1	4.3	612.7	1222.8	368.2
39	BUSINESS SERVICES	17.0	10.0	0.5	356.8	1200.3	846.1
40	PERSONAL & OTHER MISC. SERVICE	17.9	66.4	5.2	63.3	337.1	375.8
41	TRANSPORTATION MARGINS	81.3	4.0	4.0	44.0	1462.8	351.8
42	OPERATING,OFFICE,LAB & FOOD	153.4	271.6	6.0	776.7	2314.8	344.6
43	TRAVEL, ADVERTISING, PROMOTION	0.3	5.1	--	64.5	1559.5	115.3
44	NON-COMPETING IMPORTS	--	--	--	--	280.4	--
45	UNALLOCATED IMPORTS & EXPORTS	--	--	--	--	--	--
46	NET INDIRECT TAXES	81.6	43.2	7.0	203.1	601.2	1161.9
	GDP AT FACTOR COST	2528.6	766.2	145.0	2975.3	26545.8	8199.9
	TOTAL	5565.0	1822.1	269.3	6747.8	73245.5	20801.6

NOTE: DETAIL MAY NOT ADD DUE TO ROUNDING.

TABLE 50. USE (INPUT) MATRIX (AGGREGATION - S), 1979 (MILLIONS OF 1971 DOLLARS) - CONTINUED

NO.	COMMODITY AGGREGATION - S	TRANS. & STORAGE	COMMUNICATION	ELEC POWER GAS, OTHER UTILITIES	WHOLESALE TRADE	RETAIL TRADE	FINANCE, INS. & REAL EST.
1	GRAINS	--	--	--	8.3	--	--
2	OTHER AGRICULTURAL PRODUCTS	3.3	--	--	0.8	169.0	--
3	FORESTRY PRODUCTS	--	--	--	6.0	--	--
4	FISHING & TRAPPING PRODUCTS	--	--	--	--	--	--
5	METALLIC ORES & CONCENTRATES	--	--	10.2	0.3	--	--
6	MINERALS FUELS	25.1	--	149.6	4.4	13.6	11.2
7	NON-METALLIC MINERALS	2.4	--	--	0.3	--	--
8	SERVICES INCIDENTAL TO MINING	--	--	--	--	--	--
9	MEAT, FISH & DAIRY PRODUCTS	--	--	--	0.7	2.1	--
10	FRUIT, VEG. FEED, MISC. FOOD PROD.	0.7	--	--	10.8	--	--
11	BEVERAGES	--	--	--	--	--	--
12	TOBACCO & TOBACCO PRODUCTS	--	--	--	--	--	--
13	RUBBER, LEATHER, PLASTIC FAB. PRO	81.9	0.2	--	28.1	23.8	--
14	TEXTILE PRODUCTS	7.6	1.6	--	5.8	1.9	--
15	KNITTED PRODUCTS & CLOTHING	--	--	--	--	12.1	--
16	LUMBER, SAWMILL, OTHER WOOD PROD.	--	--	--	24.3	4.1	--
17	FURNITURE & FIXTURES	--	--	--	--	--	--
18	PAPER & PAPER PRODUCTS	6.0	--	--	70.0	168.6	--
19	PRINTING & PUBLISHING	5.8	20.4	1.4	11.9	12.0	49.0
20	PRIMARY METAL PRODUCTS	13.6	--	--	9.6	--	--
21	METAL FABRICATED PRODUCTS	7.9	--	--	44.1	16.5	--
22	MACHINERY & EQUIPMENT	2.9	--	--	10.9	--	--
23	AUTOS, TRUCKS, OTHER TRANSP. EQP.	357.5	--	--	1.8	--	--
24	ELEC. & COMMUNICATIONS PROD.	28.4	111.6	--	11.9	--	--
25	NON-METALLIC MINERAL PRODUCTS	9.6	--	--	5.1	2.1	--
26	PETROLEUM & COAL PRODUCTS	408.9	11.4	79.1	105.9	80.1	37.2
27	CHEMICALS, CHEMICAL PROD.	10.0	1.3	--	20.0	11.3	--
28	MISC. MANUFACTURED PRODUCTS	8.3	11.4	--	4.7	4.4	--
29	RESIDENTIAL CONSTRUCTION	--	--	--	--	--	--
30	NON-RESIDENTIAL CONSTRUCTION	--	--	--	--	--	--
31	REPAIR CONSTRUCTION	300.7	80.5	132.1	15.5	48.3	1592.5
32	TRANSPORTATION & STORAGE	1258.2	79.9	13.3	209.2	124.3	17.8
33	COMMUNICATION SERVICES	258.6	167.9	16.8	297.7	300.7	528.9
34	OTHER UTILITIES	66.0	16.5	19.5	73.7	256.4	140.0
35	WHOLESALE MARGINS	151.2	14.7	10.3	129.0	34.6	10.1
36	RETAIL MARGINS	10.8	26.9	0.5	7.0	9.4	4.7
37	IMPUTED RENT OWNER OCPCD. DWEL.	--	--	--	--	--	--
38	OTHER FINANCE, INS. REAL ESTATE	337.8	71.0	97.1	525.7	1026.6	1972.8
39	BUSINESS SERVICES	168.2	98.3	42.7	316.4	240.7	923.9
40	PERSONAL & OTHER MISC. SERVICE	364.1	126.5	21.4	91.4	73.2	136.4
41	TRANSPORTATION MARGINS	35.1	3.0	26.8	18.1	14.0	3.5
42	OPERATING OFFICE, LAB & FOOD	320.1	92.4	51.5	180.4	225.8	722.2
43	TRAVEL, ADVERTISING, PROMOTION	148.3	67.0	19.0	467.4	464.9	477.4
44	NON-COMPETING IMPORTS	--	--	--	--	2.2	--
45	UNALLOCATED IMPORTS & EXPORTS	--	--	--	--	--	--
46	NET INDIRECT TAXES	467.8	-163.2	83.0	120.7	352.6	3921.3
	GDP AT FACTOR COST	6777.6	4877.7	3426.3	5478.5	7757.2	14278.1
	TOTAL	11644.4	5717.3	4200.6	8316.7	11458.6	24827.2

NOTE: DETAIL MAY NOT ADD DUE TO ROUNDING.

TABLE 50. USE (INPUT) MATRIX (AGGREGATION - S), 1979 (MILLIONS OF 1971 DOLLARS) - CONCLUDED

NO.	COMMODITY AGGREGATION - S	BUSINESS & PERSONAL SERVICES	TRANS. MARGINS	OPERATING OFFICE SUPPLIES	TRAVEL, PROMOTION, ADVTG.	TOTAL INDUSTRIES
1	GRAINS	--	--	--	--	455.7
2	OTHER AGRICULTURAL PRODUCTS	71.5	--	40.7	--	3492.7
3	FORESTRY PRODUCTS	--	--	--	--	1811.1
4	FISHING & TRAPPING PRODUCTS	5.4	--	1.3	--	241.2
5	METALLIC ORES & CONCENTRATES	0.6	--	--	--	1396.1
6	MINERALS FUELS	4.6	--	--	--	2484.4
7	NON-METALLIC MINERALS	1.1	--	0.2	--	335.6
8	SERVICES INCIDENTAL TO MINING	--	--	--	--	1293.5
9	MEAT, FISH & DAIRY PRODUCTS	685.3	--	163.8	--	1907.1
10	FRUIT, VEG. FEED, MISC. FOOD PROD.	222.3	--	100.9	--	2043.0
11	BEVERAGES	24.3	--	13.7	41.5	167.8
12	TOBACCO & TOBACCO PRODUCTS	--	--	--	--	125.7
13	RUBBER, LEATHER, PLASTIC FAB. PRO	11.4	--	383.3	3.2	1784.5
14	TEXTILE PRODUCTS	69.6	--	48.7	--	2237.1
15	KNITTED PRODUCTS & CLOTHING	4.6	--	29.5	--	233.8
16	LUMBER, SAWMILL, OTHER WOOD PROD.	18.0	--	4.8	--	1861.3
17	FURNITURE & FIXTURES	2.0	--	--	--	62.0
18	PAPER & PAPER PRODUCTS	86.7	--	293.7	2.0	2755.9
19	PRINTING & PUBLISHING	18.8	--	672.3	979.6	2034.7
20	PRIMARY METAL PRODUCTS	3.3	--	21.2	--	4652.6
21	METAL FABRICATED PRODUCTS	6.6	--	488.9	--	4387.6
22	MACHINERY & EQUIPMENT	0.2	--	1003.4	--	2421.9
23	AUTOS, TRUCKS, OTHER TRANSP. EQP.	--	--	299.7	33.4	4688.3
24	ELEC. & COMMUNICATIONS PROD.	1.3	--	403.5	4.5	2585.5
25	NON-METALLIC MINERAL PRODUCTS	10.3	--	34.4	--	2015.0
26	PETROLEUM & COAL PRODUCTS	93.1	--	3.4	77.8	2013.5
27	CHEMICALS, CHEMICAL PROD.	87.9	--	341.9	1.5	3966.3
28	MISC. MANUFACTURED PRODUCTS	110.7	--	290.0	51.6	1110.8
29	RESIDENTIAL CONSTRUCTION	--	--	--	--	--
30	NON-RESIDENTIAL CONSTRUCTION	--	--	--	--	--
31	REPAIR CONSTRUCTION	39.3	--	--	--	2921.4
32	TRANSPORTATION & STORAGE	59.0	4763.5	--	820.0	8501.3
33	COMMUNICATION SERVICES	414.8	--	--	509.2	3138.0
34	OTHER UTILITIES	131.2	--	--	--	1867.2
35	WHOLESALE MARGINS	120.8	--	822.1	50.1	4084.8
36	RETAIL MARGINS	100.6	--	231.1	49.0	617.6
37	IMPUTED RENT OWNER OCPCD. DWEL.	--	--	--	--	--
38	OTHER FINANCE, INS. REAL ESTATE	1009.0	--	--	--	7691.8
39	BUSINESS SERVICES	536.4	--	--	451.9	5209.3
40	PERSONAL & OTHER MISC. SERVICE	393.3	--	1317.3	1033.5	4428.8
41	TRANSPORTATION MARGINS	50.4	--	174.5	15.3	2288.5
42	OPERATING OFFICE, LAB & FOOD	959.8	--	--	--	6419.3
43	TRAVEL, ADVERTISING, PROMOTION	487.9	--	--	--	3876.8
44	NON-COMPETING IMPORTS	12.3	--	3.3	--	298.3
45	UNALLOCATED IMPORTS & EXPORTS	--	--	45.6	194.9	240.5
46	NET INDIRECT TAXES	340.3	--	614.2	297.7	8132.6
	GDP AT FACTOR COST	12517.8	--	--	--	96273.9
	TOTAL	18712.2	4763.5	7847.4	4616.8	210555.9

NOTE: DETAIL MAY NOT ADD DUE TO ROUNDING.

TABLE 51. FINAL DEMAND MATRIX (AGGREGATION - S), 1979 (MILLIONS OF 1971 DOLLARS)

NO.	COMMODITY AGGREGATION - S	CONS. EXP. DURABLE	CONS. EXP. SEMI DURABLE	CONS. EXP. NON DURABLE	CONS. EXP. SERVICES	CONS. TRUCTION, BUSINESS	CONS. TRUCTION, GOVERNMENT	MACHINERY, EQUIPMENT, BUSINESS	MACHINERY, EQUIPMENT, GOVERNMENT
1	GRAINS	--	--	--	--	--	--	--	--
2	OTHER AGRICULTURAL PRODUCTS	--	--	700.0	38.5	--	--	--	--
3	FORESTRY PRODUCTS	--	11.7	--	36.9	--	--	--	--
4	FISHING & TRAPPING PRODUCTS	--	--	6.9	--	--	--	--	--
5	METALLIC ORES & CONCENTRATES	--	--	--	--	--	--	--	--
6	MINERALS FUELS	--	--	62.7	5.7	--	--	--	--
7	NON-METALLIC MINERALS	--	1.7	9.4	--	--	--	--	--
8	SERVICES INCIDENTAL TO MINING	--	--	--	--	--	--	--	--
9	MEAT, FISH & DAIRY PRODUCTS	--	--	3306.9	--	--	--	--	--
10	FRUIT, VEG., FEED, MISC. FOOD PROD.	--	--	2621.6	--	--	--	--	--
11	BEVERAGES	--	--	1270.0	--	--	--	--	--
12	TOBACCO & TOBACCO PRODUCTS	--	--	476.0	--	--	--	--	--
13	RUBBER, LEATHER, PLASTIC FAB. PRO.	188.8	642.6	61.8	--	--	--	20.2	2.5
14	TEXTILE PRODUCTS	271.9	432.9	42.7	6.5	--	--	14.9	1.2
15	KNITTED PRODUCTS & CLOTHING	--	2635.8	--	--	--	--	--	--
16	LUMBER, SAWMILL, OTHER WOOD PROD.	--	62.1	1.3	--	--	--	--	--
17	FURNITURE & FIXTURES	787.7	24.0	--	--	--	--	17.8	0.2
18	PAPER & PAPER PRODUCTS	--	28.3	338.9	--	--	--	173.1	43.0
19	PRINTING & PUBLISHING	--	720.1	--	47.2	--	--	--	--
20	PRIMARY METAL PRODUCTS	--	1.4	--	--	--	--	-95.0	--
21	METAL FABRICATED PRODUCTS	57.3	190.6	11.3	--	--	--	251.4	20.2
22	MACHINERY & EQUIPMENT	122.3	40.1	--	--	--	--	3403.6	80.9
23	AUTOS, TRUCKS, OTHER TRANSP. EQP.	3919.2	--	--	--	61.6	--	2725.3	144.1
24	ELEC. & COMMUNICATIONS PROD.	1537.5	112.5	--	--	--	--	1611.9	38.2
25	NON-METALLIC MINERAL PRODUCTS	--	148.2	--	--	--	--	31.9	0.2
26	PETROLEUM & COAL PRODUCTS	--	0.5	1013.0	23.1	--	--	--	--
27	CHEMICALS, CHEMICAL PROD.	18.0	70.2	1112.4	0.5	--	--	52.4	--
28	MISC. MANUFACTURED PRODUCTS	943.1	310.8	143.2	9.1	--	--	233.7	77.5
29	RESIDENTIAL CONSTRUCTION	--	--	--	--	4930.2	15.9	--	--
30	NON-RESIDENTIAL CONSTRUCTION	--	--	--	--	8965.1	3116.1	--	--
31	REPAIR CONSTRUCTION	--	--	--	30.9	--	--	--	--
32	TRANSPORTATION & STORAGE	--	--	94.3	1771.1	--	--	--	--
33	COMMUNICATION SERVICES	--	--	--	1955.5	--	--	--	--
34	OTHER UTILITIES	--	--	1559.4	573.2	--	--	--	--
35	WHOLESALE MARGINS	932.9	455.7	1353.9	14.3	6.2	--	1254.1	56.8
36	RETAIL MARGINS	2439.8	2743.8	3422.3	22.0	7.9	--	259.6	7.4
37	IMPUTED RENT OWNER OCPD. DWEL.	--	--	--	7707.3	--	--	--	--
38	OTHER FINANCE, INS., REAL ESTATE	--	--	--	8609.7	1102.0	--	--	--
39	BUSINESS SERVICES	--	--	--	403.8	--	--	--	--
40	PERSONAL & OTHER MISC. SERVICE	881.7	62.8	--	9077.2	--	--	--	--
41	TRANSPORTATION MARGINS	177.5	178.9	387.8	3.8	1.1	--	191.5	10.0
42	OPERATING, OFFICE, LAB & FOOD	--	--	--	213.7	--	--	--	--
43	TRAVEL, ADVERTISING, PROMOTION	--	--	--	132.0	--	--	--	--
44	NON-COMPETING IMPORTS	--	--	109.3	--	--	--	--	--
45	UNALLOCATED IMPORTS & EXPORTS	--	--	--	336.4	--	--	--	--
46	NET INDIRECT TAXES	1533.9	945.6	4137.1	430.7	5.3	--	996.7	34.5
47	LABOUR INCOME	--	--	--	2483.2	--	--	--	--
48	NET INCOME UNINC. BUSINESS	--	--	--	--	--	--	--	--
49	OTHER OPERATING SURPLUS	--	--	--	191.1	--	--	--	--
	<b>TOTAL</b>	<b>13833.5</b>	<b>9840.3</b>	<b>22281.3</b>	<b>34092.6</b>	<b>15099.3</b>	<b>3131.9</b>	<b>11143.1</b>	<b>516.8</b>

NOTE: DETAIL MAY NOT ADD DUE TO ROUNDING.

TABLE 51. FINAL DEMAND MATRIX (AGGREGATION - S), 1979 (MILLIONS OF 1971 DOLLARS) - CONCLUDED

NO.	COMMODITY AGGREGATION - S	INVENTORIES	DOMESTIC EXPORTS	RE-EXPORTS	IMPORTS	GOVT. GROSS CURRENT EXPEND.	GOVT. SALE OF GOOD & SERVICES	FINAL EXPEND ON GDP
1	GRAINS	-79.5	800.0	0.3	-70.7	--	-0.1	650.0
2	OTHER AGRICULTURAL PRODUCTS	68.3	467.9	2.0	-444.6	17.1	-9.6	851.5
3	FORESTRY PRODUCTS	8.9	36.6	--	-54.5	--	-2.8	25.2
4	FISHING & TRAPPING PRODUCTS	2.8	46.6	0.7	-35.3	--	-0.6	23.0
5	METALLIC ORES & CONCENTRATES	-7.5	1217.4	0.7	-410.0	--	--	800.7
6	MINERALS FUELS	27.8	611.8	--	-902.0	15.9	-31.9	-309.9
7	NON-METALLIC MINERALS	15.8	286.7	2.4	-128.6	38.4	-1.0	224.8
8	SERVICES INCIDENTAL TO MINING	--	--	--	--	--	-0.4	-0.4
9	MEAT, FISH & DAIRY PRODUCTS	13.3	685.5	2.3	-313.1	0.2	-0.8	3674.4
10	FRUIT, VEG., FEED, MISC. FOOD PROD.	43.6	341.8	13.3	-671.2	--	-1.5	2347.6
11	BEVERAGES	4.4	254.4	0.1	-246.9	--	--	1282.2
12	TOBACCO & TOBACCO PRODUCTS	-1.1	73.9	0.4	-20.3	--	--	528.9
13	RUBBER, LEATHER, PLASTIC FAB. PRO.	49.1	261.8	8.9	-811.0	0.2	--	424.9
14	TEXTILE PRODUCTS	103.1	191.5	12.5	-1061.8	24.1	--	39.5
15	KNITTED PRODUCTS & CLOTHING	87.7	69.2	5.2	-619.6	21.7	-1.9	2218.1
16	LUMBER, SAWMILL, OTHER WOOD PROD.	79.5	1625.7	1.6	-228.0	--	-9.0	1573.2
17	FURNITURE & FIXTURES	24.6	98.4	1.9	-158.5	4.9	-1.6	987.5
18	PAPER & PAPER PRODUCTS	18.8	2559.8	3.7	-423.8	--	--	2525.8
19	PRINTING & PUBLISHING	-3.1	82.8	7.7	-459.4	--	--	957.4
20	PRIMARY METAL PRODUCTS	288.8	1895.6	17.2	-1128.7	93.7	-25.2	461.8
21	METAL FABRICATED PRODUCTS	131.8	518.9	20.6	-1142.8	38.1	-1.9	97.3
22	MACHINERY & EQUIPMENT	178.4	1637.6	233.0	-4575.6	22.8	-2.0	1141.1
23	AUTOS, TRUCKS, OTHER TRANSP. EQP.	807.6	6858.5	165.5	-8634.8	300.9	-25.0	6323.0
24	ELEC. & COMMUNICATIONS PROD.	229.2	859.2	75.9	-2756.9	43.3	--	1750.6
25	NON-METALLIC MINERAL PRODUCTS	56.8	205.2	2.3	-445.9	--	--	-1.2
26	PETROLEUM & COAL PRODUCTS	-37.8	386.8	1.6	-123.8	144.9	-2.4	1406.0
27	CHEMICALS, CHEMICAL PROD.	108.8	1003.1	19.7	-1733.1	244.0	-52.6	843.6
28	MISC. MANUFACTURED PRODUCTS	33.3	398.1	62.3	-1799.9	114.7	-12.9	512.8
29	RESIDENTIAL CONSTRUCTION	--	--	--	--	--	--	4946.1
30	NON-RESIDENTIAL CONSTRUCTION	--	--	--	--	34.1	--	12135.2
31	REPAIR CONSTRUCTION	--	--	--	--	594.4	--	625.3
32	TRANSPORTATION & STORAGE	--	868.7	--	-281.2	414.6	-61.9	2811.7
33	COMMUNICATION SERVICES	--	--	--	78.3	391.8	-10.7	2336.7
34	OTHER UTILITIES	--	231.8	--	-2.6	390.9	-506.2	2246.5
35	WHOLESALE MARGINS	--	985.9	--	-133.2	101.6	-9.3	5016.9
36	RETAIL MARGINS	--	--	--	--	55.8	--	8958.4
37	IMPUTED RENT OWNER OCPD. DWEL.	--	--	--	--	--	--	7707.3
38	OTHER FINANCE, INS., REAL ESTATE	--	149.3	--	-558.3	582.2	-392.7	9492.1
39	BUSINESS SERVICES	--	490.7	--	-1037.6	1467.2	-175.8	1148.2
40	PERSONAL & OTHER MISC. SERVICE	--	94.1	--	-104.5	2864.0	-1456.8	11418.4
41	TRANSPORTATION MARGINS	--	1482.3	3.5	--	38.8	--	2475.0
42	OPERATING, OFFICE, LAB & FOOD	--	--	--	--	1214.4	--	1428.1
43	TRAVEL, ADVERTISING, PROMOTION	--	--	--	--	605.0	--	740.0
44	NON-COMPETING IMPORTS	-4.1	--	0.1	-403.5	--	--	-298.3
45	UNALLOCATED IMPORTS & EXPORTS	--	2018.5	6.7	-2602.1	--	--	-240.5
46	NET INDIRECT TAXES	--	13.7	--	1780.2	146.9	--	10024.8
47	LABOUR INCOME	--	--	--	--	14073.9	--	16557.1
48	NET INCOME UNINC. BUSINESS	--	--	--	--	--	--	--
49	OTHER OPERATING SURPLUS	--	--	--	--	1957.1	--	2148.2
	<b>TOTAL</b>	<b>2227.3</b>	<b>29858.7</b>	<b>672.1</b>	<b>-32824.5</b>	<b>26060.4</b>	<b>-2796.4</b>	<b>133136.6</b>

NOTE: DETAIL MAY NOT ADD DUE TO ROUNDING.

TABLE 52. MAKE (OUTPUT) MATRIX (AGGREGATION - M), 1979 (MILLIONS OF 1971 DOLLARS)

NO.	COMMODITY AGGREGATION - M	AGRICUL- TURE	FORES- TRY	FISHING, HUNTING & TRAPPING	METAL MINES	MINERAL FUELS	NON-METAL MINES & QUARRIES	SERVICES INCIDENTAL TO MINING	FOOD & BEVERAGE INDUSTRIES
1	GRAINS	1105.6	..	..	..	..	..	..	..
2	LIVE ANIMALS	2345.8	..	..	..	..	..	..	..
3	OTHER AGRICULTURAL PRODUCTS	2071.6	16.7	..	..	..	..	..	6.5
4	FORESTRY PRODUCTS	41.3	1743.7	..	..	..	..	..	..
5	FISH LANDINGS	..	..	246.0	..	..	..	..	..
6	HUNTING & TRAPPING PRODUCTS	..	..	18.2	..	..	..	..	..
7	IRON ORES & CONCENTRATES	..	..	..	628.1	..	..	..	..
8	OTHER METAL ORES & CONCENTRATES	..	..	..	1462.2	..	..	..	..
9	COAL	..	..	..	..	202.4	..	..	..
10	CRUDE MINERAL OILS	..	..	..	..	1642.1	..	..	..
11	NATURAL GAS	..	..	..	..	416.9	..	..	..
12	NON-METALLIC MINERALS	..	..	..	..	47.7	476.4	..	..
13	SERVICES INCIDENTAL TO MINING	..	..	..	286.5	..	7.1	999.6	..
14	MEAT PRODUCTS	75.4	..	..	..	..	..	..	3178.1
15	DAIRY PRODUCTS	..	..	..	..	..	..	..	1649.7
16	FISH PRODUCTS	..	..	2.2	..	..	..	..	444.7
17	FRUITS & VEGETABLES PREPARATIONS	..	..	..	..	..	..	..	795.7
18	FEEDS	..	..	..	..	..	..	..	1024.0
19	FLOUR,WHEAT,MEAL & OTHER CEREALS	..	..	..	..	..	..	..	209.1
20	BREAKFAST CEREAL & BAKERY PROD.	..	..	..	..	..	..	..	769.5
21	SUGAR	..	..	..	..	..	..	..	249.2
22	MISC. FOOD PRODUCTS	17.8	..	..	..	..	..	..	1260.9
23	SOFT DRINKS	..	..	..	..	..	..	..	389.2
24	ALCOHOLIC BEVERAGES	..	..	..	..	..	..	..	1060.0
25	TOBACCO PROCESSED UNMANUFACTURED	..	..	..	..	..	..	..	..
26	CIGARETTES & TOBACCO MFG.	..	..	..	..	..	..	..	..
27	TIRES & TUBES	..	..	..	..	..	..	..	..
28	OTHER RUBBER PRODUCTS	..	..	..	..	..	..	..	..
29	PLASTIC FABRICATED PRODUCTS	..	..	..	..	..	..	..	..
30	LEATHER & LEATHER PRODUCTS	..	..	..	..	..	..	..	..
31	YARNS & MAN MADE FIBRES	..	..	..	..	..	..	..	..
32	FABRICS	..	..	..	..	..	..	..	..
33	OTHER TEXTILE PRODUCTS	..	..	..	..	..	..	..	..
34	HOSIERY & KNITTED WEAR	..	..	..	..	..	..	..	..
35	CLOTHING & ACCESSORIES	..	..	..	..	..	..	..	..
36	LUMBER & TIMBER	..	10.8	..	..	..	..	..	..
37	VENEER & PLYWOOD	..	..	..	..	..	..	..	..
38	OTHER WOOD FABRICATED MATERIALS	..	3.6	..	..	..	..	..	..
39	FURNITURE & FIXTURES	..	..	..	..	..	..	..	..
40	PULP	..	..	..	..	..	..	..	..
41	NEWSPRINT & OTHER PAPER STOCK	..	..	..	..	..	..	..	..
42	PAPER PRODUCTS	..	..	..	..	..	..	..	..
43	PRINTING & PUBLISHING	..	..	..	..	..	..	..	..
44	ADVERTISING,PRINT MEDIA	..	..	..	..	..	..	..	..
45	IRON & STEEL PRODUCTS	..	..	..	..	..	..	..	..
46	ALUMINUM PRODUCTS	..	..	..	..	..	..	..	..
47	COPPER & COPPER ALLOY PRODUCTS	..	..	..	..	..	..	..	..
48	NICKEL PRODUCTS	..	..	..	..	..	..	..	..
49	OTHER NON FERROUS METAL PRODUCTS	..	..	..	0.1	..	..	..	..
50	BOILERS, TANKS & PLATES	..	..	..	..	..	..	..	..
51	FABRICATED STRUCTURAL METAL PROD.	..	..	..	..	..	..	..	..
52	OTHER METAL FABRICATED PRODUCTS	..	..	..	..	..	..	..	..
53	AGRICULTURAL MACHINERY	..	..	..	..	..	..	..	..
54	OTHER INDUSTRIAL MACHINERY	..	0.1	..	4.5	11.1	11.2	4.9	3.0
55	MOTOR VEHICLES	..	..	..	..	..	..	..	..
56	MOTOR VEHICLE PARTS	..	..	..	..	..	..	..	..
57	OTHER TRANSPORT EQUIPMENT	..	..	..	..	..	..	..	..
58	APPLIANCES & RECEIVERS,HOUSEHOLD	..	..	..	..	..	..	..	..
59	OTHER ELECTRICAL PRODUCTS	..	..	..	..	..	..	..	..
60	CEMENT & CONCRETE PRODUCTS	..	..	..	..	..	3.9	..	..
61	OTHER NON-METALLIC MINERAL PROD.	..	..	..	..	..	2.5	..	..
62	GASOLINE & FUEL OIL	..	..	..	..	..	..	..	..
63	OTHER PETROLEUM & COAL PROD.	..	..	..	..	147.0	..	..	..
64	INDUSTRIAL CHEMICALS	..	..	..	..	..	9.2	..	20.6
65	FERTILIZERS	..	..	..	..	..	251.1	..	..
66	PHARMACEUTICALS	..	..	..	..	..	..	..	16.5
67	OTHER CHEMICAL PRODUCTS	..	..	..	..	..	..	..	111.0
68	SCIENTIFIC EQUIPMENT	..	..	..	..	..	..	..	..
69	OTHER MANUFACTURED PRODUCTS	..	..	..	..	..	..	..	0.3
70	RESIDENTIAL CONSTRUCTION	..	..	..	..	..	..	..	..
71	NON-RESIDENTIAL CONSTRUCTION	..	..	..	..	..	..	..	..
72	REPAIR CONSTRUCTION	..	..	..	..	..	..	..	..
73	PIPELINE TRANSPORTATION	..	..	..	..	..	..	..	..
74	TRANSPORTATION & STORAGE	..	2.8	..	..	..	..	..	..
75	RADIO & TELEVISION BROADCASTING	..	..	..	..	..	..	..	..
76	TELEPHONE & TELEGRAPH	..	..	..	..	..	..	..	..
77	POSTAL SERVICES	..	..	..	..	..	..	..	..
78	ELECTRIC POWER	..	..	..	1.1	..	..	..	0.1
79	OTHER UTILITIES	..	..	..	..	..	..	..	..
80	WHOLESALE MARGINS	..	3.0	..	-0.3	..	2.1	..	326.1
81	RETAIL MARGINS	..	..	..	..	..	..	..	..
82	IMPUTED RENT OWNER OCPD DWEL	..	..	..	..	..	..	..	..
83	OTHER FINANCE,INS,REAL ESTATE	7.4	1.2	..	18.2	83.6	0.9	3.3	5.2
84	BUSINESS SERVICES	..	..	..	..	1.3	..	..	..
85	EDUCATION SERVICES	..	..	..	..	..	..	..	..
86	HEALTH SERVICES	..	..	..	..	..	..	..	..
87	AMUSEMENT & RECREATION SERVICES	..	..	..	..	..	..	..	..
88	ACCOMMODATION & FOOD SERVICES	..	35.8	..	6.8	0.6	0.2	..	4.0
89	OTHER PERSONAL & MISC SERVICES	..	4.4	2.8	6.7	1.0	5.3	2.2	0.7
90	TRANSPORTATION MARGINS	..	..	..	..	..	..	..	..
91	OPERATING, OFFICE, LAB. & FOOD	..	..	..	..	..	..	..	..
92	TRAVEL, ADVERTISING & PROMOTION	..	..	..	..	..	..	..	..
	TOTAL	5565.0	1822.1	269.3	2414.0	2553.7	770.1	1010.0	11532.0

NOTE: DETAIL MAY NOT ADD DUE TO ROUNDING AND SUPPRESSION OF CONFIDENTIAL COMMODITIES



TABLE 52. MAKE (OUTPUT) MATRIX (AGGREGATION - M), 1979 (MILLIONS OF 1971 DOLLARS) - CONTINUED

NO.	COMMODITY AGGREGATION - M	TOBACCO PRODUCTS INDUSTRIES	RUBBER & PLASTIC PROD. IND.	LEATHER INDUSTRIES	TEXTILE INDUSTRIES	KNITTING MILLS	CLOTHING INDUSTRIES	WOOD	FURNITURE, FIXTURE INDUSTRIES
1	GRAINS	..	..	..	..	..	..	..	..
2	LIVE ANIMALS	..	..	..	..	..	..	..	..
3	OTHER AGRICULTURAL PRODUCTS	..	..	..	..	..	..	..	..
4	FORESTRY PRODUCTS	..	..	..	..	..	..	46.0	..
5	FISH LANDINGS	..	..	..	..	..	..	..	..
6	HUNTING & TRAPPING PRODUCTS	..	..	..	..	..	..	..	..
7	IRON ORES & CONCENTRATES	..	..	..	..	..	..	..	..
8	OTHER METAL ORES & CONCENTRATES	..	..	..	..	..	..	..	..
9	COAL	..	..	..	..	..	..	..	..
10	CRUDE MINERAL OILS	..	..	..	..	..	..	..	..
11	NATURAL GAS	..	..	..	..	..	..	..	..
12	NON-METALLIC MINERALS	..	..	..	..	..	..	..	..
13	SERVICES INCIDENTAL TO MINING	..	..	..	..	..	..	..	..
14	MEAT PRODUCTS	0.6	..	..	..	..	..	..	..
15	DAIRY PRODUCTS	..	..	..	..	..	..	..	..
16	FISH PRODUCTS	..	..	..	..	..	..	..	..
17	FRUITS & VEGETABLES PREPARATIONS	..	..	..	..	..	..	..	..
18	FEEDS	..	..	..	..	..	..	..	..
19	FLOUR,WHEAT,MEAL & OTHER CEREALS	..	..	..	..	..	..	..	..
20	BREAKFAST CEREAL & BAKERY PROD.	..	..	..	..	..	..	..	..
21	SUGAR	..	..	..	..	..	..	..	..
22	MISC. FOOD PRODUCTS	..	..	..	..	..	..	..	..
23	SOFT DRINKS	..	..	..	..	..	..	..	..
24	ALCOHOLIC BEVERAGES	..	..	..	..	..	..	..	..
25	TOBACCO PROCESSED UNMANUFACTURED	176.9	..	..	..	..	..	..	..
26	CIGARETTES & TOBACCO MFG.	477.7	..	..	..	..	..	..	..
27	TIRES & TUBES	..	..	..	..	..	..	..	..
28	OTHER RUBBER PRODUCTS	..	907.1	38.2	13.8	..	..	..	..
29	PLASTIC FABRICATED PRODUCTS	..	629.5	2.1	16.2	..	..	..	..
30	LEATHER & LEATHER PRODUCTS	..	..	411.9	..	..	1.8	..	..
31	YARNS & MAN MADE FIBRES	..	..	..	493.2	..	..	..	..
32	FABRICS	..	..	..	610.6	237.8	..	..	..
33	OTHER TEXTILE PRODUCTS	..	7.2	0.6	866.2	..	7.3	..	0.7
34	HOSIERY & KNITTED WEAR	..	..	..	5.1	326.5	234.0	..	..
35	CLOTHING & ACCESSORIES	..	20.7	8.7	48.0	21.1	1770.3	..	..
36	LUMBER & TIMBER	..	..	..	..	..	..	1723.5	..
37	VENEER & PLYWOOD	..	..	..	..	..	..	358.1	..
38	OTHER WOOD FABRICATED MATERIALS	..	..	..	..	..	..	1216.4	35.8
39	FURNITURE & FIXTURES	..	14.7	..	2.3	..	..	26.9	922.7
40	PULP	..	..	..	..	..	..	..	..
41	NEWSPRINT & OTHER PAPER STOCK	..	..	..	..	..	..	..	..
42	PAPER PRODUCTS	..	22.7	..	30.3	..	..	1.8	..
43	PRINTING & PUBLISHING	..	..	..	..	..	..	..	..
44	ADVERTISING,PRINT MEDIA	..	..	..	..	..	..	..	..
45	IRON & STEEL PRODUCTS	..	..	..	..	..	..	..	..
46	ALUMINUM PRODUCTS	..	..	..	..	..	..	..	..
47	COPPER & COPPER ALLOY PRODUCTS	..	..	..	..	..	..	..	..
48	NICKEL PRODUCTS	..	..	..	..	..	..	..	..
49	OTHER NON FERROUS METAL PRODUCTS	..	..	..	..	..	..	..	..
50	BOILERS, TANKS & PLATES	..	1.5	..	..	..	..	..	..
51	FABRICATED STRUCTURAL METAL PROD.	..	..	..	..	..	..	5.6	..
52	OTHER METAL FABRICATED PRODUCTS	..	48.2	..	3.9	..	..	4.3	4.7
53	AGRICULTURAL MACHINERY	..	..	..	..	..	..	..	..
54	OTHER INDUSTRIAL MACHINERY	0.5	40.9	..	3.6	..	0.8	11.6	..
55	MOTOR VEHICLES	..	..	..	..	..	..	..	..
56	MOTOR VEHICLE PARTS	..	174.6	..	214.5	..	..	..	..
57	OTHER TRANSPORT EQUIPMENT	..	12.7	..	..	..	..	..	..
58	APPLIANCES & RECEIVERS,HOUSEHOLD	..	9.3	..	..	..	..	..	..
59	OTHER ELECTRICAL PRODUCTS	..	14.1	..	..	..	..	..	24.2
60	CEMENT & CONCRETE PRODUCTS	..	..	..	..	..	..	..	..
61	OTHER NON METALLIC MINERAL PROD.	..	..	..	..	..	..	..	..
62	GASOLINE & FUEL OIL	..	..	..	..	..	..	..	..
63	OTHER PETROLEUM & COAL PROD.	..	..	..	..	..	..	..	..
64	INDUSTRIAL CHEMICALS	..	43.4	..	..	..	..	..	..
65	FERTILIZERS	..	..	..	..	..	..	..	..
66	PHARMACEUTICALS	..	..	..	..	..	..	..	..
67	OTHER CHEMICAL PRODUCTS	..	14.8	..	..	..	..	..	..
68	SCIENTIFIC EQUIPMENT	..	3.0	..	8.9	..	..	..	..
69	OTHER MANUFACTURED PRODUCTS	..	36.6	..	11.7	..	1.3	..	2.8
70	RESIDENTIAL CONSTRUCTION	..	..	..	..	..	..	..	..
71	NON-RESIDENTIAL CONSTRUCTION	..	..	..	..	..	..	..	..
72	REPAIR CONSTRUCTION	..	..	..	..	..	..	..	..
73	PIPELINE TRANSPORTATION	..	..	..	..	..	..	..	..
74	TRANSPORTATION & STORAGE	..	..	..	..	..	..	..	..
75	RADIO & TELEVISION BROADCASTING	..	..	..	..	..	..	..	..
76	TELEPHONE & TELEGRAPH	..	..	..	..	..	..	..	..
77	POSTAL SERVICES	..	..	..	..	..	..	..	..
78	ELECTRIC POWER	..	..	..	0.1	..	..	0.3	..
79	OTHER UTILITIES	..	..	..	..	..	..	..	..
80	WHOLESALE MARGINS	2.8	47.3	14.4	17.7	1.2	24.5	22.7	8.9
81	RETAIL MARGINS	..	..	..	..	..	..	..	..
82	IMPUTED RENT OWNER OCPD. DWEI	..	..	..	..	..	..	..	..
83	OTHER FINANCE,INS.,REAL ESTATE	..	1.8	0.1	1.1	0.1	0.7	2.9	1.2
84	BUSINESS SERVICES	..	..	..	..	..	..	0.5	..
85	EDUCATION SERVICES	..	..	..	..	..	..	..	..
86	HEALTH SERVICES	..	..	..	..	..	..	..	..
87	AMUSEMENT & RECREATION SERVICES	..	..	..	..	..	..	..	..
88	ACCOMMODATION & FOOD SERVICES	..	0.8	0.1	0.6	0.1	0.1	1.4	0.4
89	OTHER PERSONAL & MISC. SERVICES	..	2.7	..	0.3	..	0.1	5.5	..
90	TRANSPORTATION MARGINS	..	..	..	..	..	..	..	..
91	OPERATING, OFFICE, LAB. & FOOD	..	..	..	..	..	..	..	..
92	TRAVEL, ADVERTISING & PROMOTION	..	..	..	..	..	..	..	..
	TOTAL	661.3	2099.5	489.4	2373.4	591.0	2045.0	3438.3	1008.8

NOTE: DETAIL MAY NOT ADD DUE TO ROUNDING AND SUPPRESSION OF CONFIDENTIAL COMMODITIES.

TABLE 52. MAKE (OUTPUT) MATRIX (AGGREGATION - M), 1979 (MILLIONS OF 1971 DOLLARS) - CONTINUED

NO.	COMMODITY AGGREGATION - M	PAPER & ALLIED INDUSTRIES	PRINTING & PUBLISHING	PRIMARY METAL INDUSTRIES	METAL FABRICATING INDUSTRIES	MACHINERY INDUSTRIES	TRANS. EQUIPMENT INDUSTRIES	ELECTRICAL PRODUCTS INDUSTRIES	NON-METAL. MINERAL PROD. IND.
1	GRAINS.....	--	--	--	--	--	--	--	--
2	LIVE ANIMALS.....	--	--	--	--	--	--	--	--
3	OTHER AGRICULTURAL PRODUCTS.....	--	--	--	--	--	--	--	--
4	FORESTRY PRODUCTS.....	--	--	--	--	--	--	--	--
5	FISH LANDINGS.....	--	--	--	--	--	--	--	--
6	HUNTING & TRAPPING PRODUCTS.....	--	--	--	--	--	--	--	--
7	IRON ORES & CONCENTRATES.....	--	--	--	--	--	--	--	--
8	OTHER METAL ORES & CONCENTRATES.....	--	--	83.2	--	--	--	--	--
9	COAL.....	--	--	--	--	--	--	--	--
10	CRUDE MINERAL OILS.....	--	--	--	--	--	--	--	--
11	NATURAL GAS.....	--	--	--	--	--	--	--	--
12	NON-METALLIC MINERALS.....	--	--	--	--	--	--	--	28.0
13	SERVICES INCIDENTAL TO MINING.....	--	--	--	--	--	--	--	--
14	MEAT PRODUCTS.....	--	--	--	--	--	--	--	--
15	DAIRY PRODUCTS.....	--	--	--	--	--	--	--	--
16	FISH PRODUCTS.....	--	--	--	--	--	--	--	--
17	FRUITS & VEGETABLES PREPARATIONS.....	--	--	--	--	--	--	--	--
18	FEEDS.....	--	--	--	--	--	--	--	--
19	FLOUR,WHEAT,MEAL & OTHER CEREALS.....	--	--	--	--	--	--	--	--
20	BREAKFAST CEREAL & BAKERY PROD.....	--	--	--	--	--	--	--	--
21	SUGAR.....	--	--	--	--	--	--	--	--
22	MISC. FOOD PRODUCTS.....	--	--	--	--	--	--	--	--
23	SOFT DRINKS.....	--	--	--	--	--	--	--	--
24	ALCOHOLIC BEVERAGES.....	--	--	--	--	--	--	--	--
25	TOBACCO PROCESSED UNMANUFACTURED.....	--	--	--	--	--	--	--	--
26	CIGARETTES & TOBACCO MFG.....	--	--	--	--	--	--	--	--
27	TIRES & TUBES.....	--	--	--	--	--	--	--	--
28	OTHER RUBBER PRODUCTS.....	--	--	--	--	--	--	--	--
29	PLASTIC FABRICATED PRODUCTS.....	61.9	--	--	31.6	--	--	--	--
30	LEATHER & LEATHER PRODUCTS.....	--	--	--	--	--	--	--	--
31	YARNS & MAN MADE FIBRES.....	--	--	--	--	--	--	--	--
32	FABRICS.....	--	--	--	--	--	--	--	--
33	OTHER TEXTILE PRODUCTS.....	2.6	--	--	--	--	--	--	--
34	HOSIERY & KNITTED WEAR.....	--	--	--	--	--	--	--	--
35	CLOTHING & ACCESSORIES.....	--	--	--	2.0	--	--	--	--
36	LUMBER & TIMBER.....	--	--	--	--	--	--	--	--
37	VENEER & PLYWOOD.....	--	--	--	--	--	8.9	--	--
38	OTHER WOOD FABRICATED MATERIALS.....	2.9	--	--	8.0	--	--	--	0.8
39	FURNITURE & FIXTURES.....	--	--	--	58.2	5.9	--	--	--
40	PULP.....	1168.8	--	--	--	--	--	--	--
41	NEWSPRINT & OTHER PAPER STOCK.....	2439.5	--	--	--	--	--	--	--
42	PAPER PRODUCTS.....	1439.9	69.1	--	8.6	--	--	--	--
43	PRINTING & PUBLISHING.....	25.5	1709.3	--	--	--	--	--	--
44	ADVERTISING,PRINT MEDIA.....	--	755.1	--	--	--	--	--	--
45	IRON & STEEL PRODUCTS.....	--	--	2737.6	141.2	16.2	--	--	1.6
46	ALUMINUM PRODUCTS.....	9.3	--	880.5	18.1	--	--	--	--
47	COPPER & COPPER ALLOY PRODUCTS.....	--	--	772.9	7.7	--	--	--	--
48	NICKEL PRODUCTS.....	--	--	416.6	6.3	--	--	--	--
49	OTHER NON FERROUS METAL PRODUCTS.....	--	--	474.9	11.6	--	--	16.1	--
50	BOILERS, TANKS & PLATES.....	--	--	--	254.5	8.0	--	--	--
51	FABRICATED STRUCTURAL METAL PROD.....	--	--	180.1	891.8	16.3	--	--	--
52	OTHER METAL FABRICATED PRODUCTS.....	--	--	164.3	2608.8	109.3	53.3	75.2	--
53	AGRICULTURAL MACHINERY.....	--	--	1.2	4.6	587.7	5.8	--	--
54	OTHER INDUSTRIAL MACHINERY.....	32.8	1.3	61.9	283.3	2300.0	57.3	71.8	7.3
55	MOTOR VEHICLES.....	--	--	--	2.9	93.4	6177.1	--	--
56	MOTOR VEHICLE PARTS.....	--	--	--	95.2	22.5	2504.3	3.2	5.2
57	OTHER TRANSPORT EQUIPMENT.....	--	--	--	18.8	8.4	1481.1	--	--
58	APPLIANCES & RECEIVERS,HOUSEHOLD.....	--	--	--	66.0	95.5	--	799.5	--
59	OTHER ELECTRICAL PRODUCTS.....	--	--	--	54.2	135.1	140.6	2667.0	--
60	CEMENT & CONCRETE PRODUCTS.....	--	--	--	--	--	--	--	938.5
61	OTHER NON-METALLIC MINERAL PROD.....	--	--	--	33.1	--	--	--	992.9
62	GASOLINE & FUEL OIL.....	--	--	--	--	--	--	--	--
63	OTHER PETROLEUM & COAL PROD.....	2.4	--	17.8	--	--	--	--	--
64	INDUSTRIAL CHEMICALS.....	12.7	--	51.0	--	--	--	--	--
65	FERTILIZERS.....	--	--	--	--	--	--	--	--
66	PHARMACEUTICALS.....	--	--	--	--	--	--	--	--
67	OTHER CHEMICAL PRODUCTS.....	--	--	--	7.8	--	--	--	14.5
68	SCIENTIFIC EQUIPMENT.....	--	--	--	4.8	5.6	--	38.3	--
69	OTHER MANUFACTURED PRODUCTS.....	15.0	4.2	--	157.8	--	--	--	--
70	RESIDENTIAL CONSTRUCTION.....	--	--	--	--	--	--	--	--
71	NON-RESIDENTIAL CONSTRUCTION.....	--	--	--	--	--	--	--	--
72	REPAIR CONSTRUCTION.....	--	--	--	--	--	--	--	--
73	PIPELINE TRANSPORTATION.....	--	--	--	--	--	--	--	--
74	TRANSPORTATION & STORAGE.....	--	--	--	--	--	--	--	--
75	RADIO & TELEVISION BROADCASTING.....	--	--	--	--	--	--	--	--
76	TELEPHONE & TELEGRAPH.....	--	--	--	--	--	--	--	--
77	POSTAL SERVICES.....	--	--	--	--	--	--	--	--
78	ELECTRIC POWER.....	9.1	--	14.4	--	--	--	--	--
79	OTHER UTILITIES.....	4.1	--	--	--	--	--	--	--
80	WHOLESALE MARGINS.....	23.5	22.3	16.7	97.6	170.5	441.4	172.1	36.4
81	RETAIL MARGINS.....	--	--	--	--	--	--	--	--
82	IMPUTED RENT OWNER OCPD, DWEL.....	--	--	--	--	--	--	--	--
83	OTHER FINANCE,INS.,REAL ESTATE.....	9.6	2.6	2.4	4.3	--	2.2	2.5	1.7
84	BUSINESS SERVICES.....	1.8	--	--	--	60.3	2.9	32.5	0.5
85	EDUCATION SERVICES.....	--	--	--	--	--	--	--	--
86	HEALTH SERVICES.....	--	--	--	--	--	--	--	--
87	AMUSEMENT & RECREATION SERVICES.....	--	--	--	--	--	--	--	--
88	ACCOMMODATION & FOOD SERVICES.....	0.8	2.5	0.8	2.2	1.8	2.2	2.5	1.2
89	OTHER PERSONAL & MISC. SERVICES.....	1.0	1.0	1.2	36.6	61.3	50.5	19.9	3.4
90	TRANSPORTATION MARGINS.....	--	--	--	--	--	--	--	--
91	OPERATING, OFFICE, LAB. & FOOD.....	--	--	--	--	--	--	--	--
92	TRAVEL, ADVERTISING & PROMOTION.....	--	--	--	--	--	--	--	--
	TOTAL.....	5320.3	2571.8	5936.3	4926.9	3715.5	10987.5	3944.9	2058.9

NOTE: DETAIL MAY NOT ADD DUE TO ROUNDING AND SUPPRESSION OF CONFIDENTIAL COMMODITIES.

TABLE 52. MAKE (OUTPUT) MATRIX (AGGREGATION - M), 1979 (MILLIONS OF 1971 DOLLARS) - CONTINUED

NO.	COMMODITY AGGREGATION - M	PETROLEUM & COAL PROD.IND.	CHEMICAL & CHEMICAL PROD. IND.	MISC. MANUFACTURING	CONSTR. INDUSTRY	TRANS. & STORAGE	COMMUNICATION	ELEC POWER GAS, OTHER UTILITIES	WHOLESALE TRADE
1	GRAINS	--	--	--	--	--	--	--	--
2	LIVE ANIMALS	--	--	--	--	--	--	--	--
3	OTHER AGRICULTURAL PRODUCTS	--	--	--	--	--	--	--	--
4	FORESTRY PRODUCTS	--	--	--	--	--	--	2.3	2.6
5	FISH LANDINGS	--	--	--	--	--	--	--	--
6	HUNTING & TRAPPING PRODUCTS	--	--	--	--	--	--	--	--
7	IRON ORES & CONCENTRATES	--	--	--	--	--	--	--	--
8	OTHER METAL ORES & CONCENTRATES	--	--	21.6	--	--	--	--	--
9	COAL	--	--	--	--	--	--	--	--
10	CRUDE MINERAL OILS	7.8	--	--	--	--	--	--	--
11	NATURAL GAS	--	--	--	--	--	--	--	0.8
12	NON-METALLIC MINERALS	--	2.4	--	--	--	--	--	3.7
13	SERVICES INCIDENTAL TO MINING	--	--	--	--	--	--	--	--
14	MEAT PRODUCTS	--	--	--	--	--	--	--	0.5
15	DAIRY PRODUCTS	--	--	--	--	--	--	--	0.5
16	FISH PRODUCTS	--	--	--	--	--	--	--	--
17	FRUITS & VEGETABLES PREPARATIONS	--	--	--	--	--	--	--	4.4
18	FEEDS	--	16.2	--	--	--	--	--	16.6
19	FLOUR, WHEAT, MEAL & OTHER CEREALS	--	--	--	--	--	--	--	--
20	BREAKFAST CEREAL & BAKERY PROD.	--	--	--	--	--	--	--	--
21	SUGAR	--	--	--	--	--	--	--	--
22	MISC FOOD PRODUCTS	--	9.3	--	--	--	--	--	11.9
23	SOFT DRINKS	--	--	--	--	--	--	--	0.7
24	ALCOHOLIC BEVERAGES	--	--	--	--	--	--	--	--
25	TOBACCO PROCESSED UNMANUFACTURED	--	--	--	--	--	--	--	--
26	CIGARETTES & TOBACCO MFG.	--	--	--	--	--	--	--	--
27	TIRES & TUBES	--	--	--	--	--	--	--	--
28	OTHER RUBBER PRODUCTS	--	--	8.8	--	--	--	--	2.1
29	PLASTIC FABRICATED PRODUCTS	--	--	18.3	--	--	--	--	2.8
30	LEATHER & LEATHER PRODUCTS	--	--	5.2	--	--	--	--	--
31	YARNS & MAN MADE FIBRES	--	--	--	--	--	--	--	--
32	FABRICS	--	--	--	--	--	--	--	--
33	OTHER TEXTILE PRODUCTS	--	--	12.8	--	--	--	--	2.4
34	HOSIERY & KNITTED WEAR	--	--	--	--	--	--	--	--
35	CLOTHING & ACCESSORIES	--	--	8.0	--	--	--	--	5.5
36	LUMBER & TIMBER	--	--	--	--	--	--	--	10.6
37	VENEER & PLYWOOD	--	--	--	--	--	--	--	--
38	OTHER WOOD FABRICATED MATERIALS	--	2.4	0.9	--	--	--	--	12.2
39	FURNITURE & FIXTURES	--	--	7.1	--	--	--	--	1.1
40	PULP	--	--	--	--	--	--	--	--
41	NEWSPRINT & OTHER PAPER STOCK	--	--	--	--	--	--	--	6.8
42	PAPER PRODUCTS	--	6.3	68.0	--	--	--	--	6.2
43	PRINTING & PUBLISHING	--	--	1.2	--	--	--	--	1.6
44	ADVERTISING, PRINT MEDIA	--	--	--	--	--	--	--	--
45	IRON & STEEL PRODUCTS	--	--	--	--	--	--	--	4.3
46	ALUMINUM PRODUCTS	--	--	--	--	--	--	--	--
47	COPPER & COPPER ALLOY PRODUCTS	--	--	--	--	--	--	--	--
48	NICKEL PRODUCTS	--	--	--	--	--	--	--	--
49	OTHER NON FERROUS METAL PRODUCTS	--	13.9	15.0	--	--	--	--	--
50	BOILERS, TANKS & PLATES	--	--	--	--	--	--	--	--
51	FABRICATED STRUCTURAL METAL PROD	--	--	--	--	--	--	--	8.6
52	OTHER METAL FABRICATED PRODUCTS	--	--	8.3	--	--	--	--	5.3
53	AGRICULTURAL MACHINERY	--	--	--	--	--	--	--	12.8
54	OTHER INDUSTRIAL MACHINERY	1.7	3.3	8.1	--	--	--	--	27.6
55	MOTOR VEHICLES	--	--	--	--	--	--	--	1.8
56	MOTOR VEHICLE PARTS	--	--	2.1	--	--	--	--	10.6
57	OTHER TRANSPORT EQUIPMENT	--	--	3.1	--	143.9	--	--	1.3
58	APPLIANCES & RECEIVERS, HOUSEHOLD	--	--	39.1	--	--	--	--	23.6
59	OTHER ELECTRICAL PRODUCTS	--	--	29.4	--	--	170.8	--	17.6
60	CEMENT & CONCRETE PRODUCTS	--	--	--	--	--	--	--	--
61	OTHER NON-METALLIC MINERAL PROD	--	--	2.3	--	--	--	--	4.3
62	GASOLINE & FUEL OIL	2676.7	--	--	--	--	--	--	--
63	OTHER PETROLEUM & COAL PROD.	491.7	62.9	--	--	8.3	--	0.1	2.2
64	INDUSTRIAL CHEMICALS	--	1835.4	10.8	--	--	--	--	4.1
65	FERTILIZERS	--	78.0	--	--	--	--	--	--
66	PHARMACEUTICALS	--	573.3	--	--	--	--	--	0.6
67	OTHER CHEMICAL PRODUCTS	3.8	1593.2	7.7	--	--	--	--	23.6
68	SCIENTIFIC EQUIPMENT	--	4.2	488.8	--	--	--	--	8.4
69	OTHER MANUFACTURED PRODUCTS	8.3	25.4	745.4	--	--	--	--	12.0
70	RESIDENTIAL CONSTRUCTION	--	--	--	4946.1	--	--	--	--
71	NON-RESIDENTIAL CONSTRUCTION	--	--	--	12135.2	--	--	--	--
72	REPAIR CONSTRUCTION	--	--	--	3546.7	--	--	--	--
73	PIPELINE TRANSPORTATION	--	--	--	--	823.2	--	14.2	--
74	TRANSPORTATION & STORAGE	--	--	--	--	10464.4	--	--	--
75	RADIO & TELEVISION BROADCASTING	--	--	--	--	--	709.2	--	--
76	TELEPHONE & TELEGRAPH	--	--	--	--	--	4194.9	--	--
77	POSTAL SERVICES	--	--	--	--	--	570.6	--	--
78	ELECTRIC POWER	--	0.9	--	--	--	--	3407.2	--
79	OTHER UTILITIES	--	--	--	--	--	--	665.9	--
80	WHOLESALE MARGINS	2.5	196.8	86.3	--	9.4	--	--	7259.8
81	RETAIL MARGINS	--	--	--	--	14.3	--	33.6	--
82	IMPUTED RENT OWNER OCPD, DWEL	--	--	--	--	--	--	--	--
83	OTHER FINANCE, INS, REAL ESTATE	40.1	2.7	1.9	105.6	41.0	4.1	8.2	37.5
84	BUSINESS SERVICES	8.3	2.0	--	0.2	23.3	43.7	19.6	65.4
85	EDUCATION SERVICES	--	--	--	--	--	--	--	--
86	HEALTH SERVICES	--	--	--	--	--	--	--	--
87	AMUSEMENT & RECREATION SERVICES	--	--	--	--	--	16.1	--	--
88	ACCOMMODATION & FOOD SERVICES	0.4	3.2	1.6	--	27.1	--	5.3	--
89	OTHER PERSONAL & MISC SERVICES	--	3.0	50.9	67.9	89.3	8.4	44.2	692.4
90	TRANSPORTATION MARGINS	--	--	--	--	--	--	--	--
91	OPERATING, OFFICE, LAB & FOOD	--	--	--	--	--	--	--	--
92	TRAVEL, ADVERTISING & PROMOTION	--	--	--	--	--	--	--	--
	TOTAL	3333.5	4547.0	1664.4	20801.6	11644.4	5717.3	4200.6	8316.7

NOTE: DETAIL MAY NOT ADD DUE TO ROUNDING AND SUPPRESSION OF CONFIDENTIAL COMMODITIES

TABLE 52. MAKE (OUTPUT) MATRIX (AGGREGATION - M), 1979 (MILLIONS OF 1971 DOLLARS) - CONTINUED

NO.	COMMODITY AGGREGATION - M	RETAIL TRADE	OWNER OCCUPIED DWELLINGS	FINANCE, INS. & REAL EST.	EDUCATION & HEALTH SERVICES	AMUSEMENT RECREATION SERVICES	SERVICE TO BUSINESS MANAGEMENT		
1	GRAINS.....	..	..	..	..	..	..		
2	LIVE ANIMALS.....	..	..	..	..	..	..		
3	OTHER AGRICULTURAL PRODUCTS.....	3.6	..	..	..	..	..		
4	FORESTRY PRODUCTS.....	..	..	..	..	..	..		
5	FISH LANDINGS.....	..	..	..	..	..	..		
6	HUNTING & TRAPPING PRODUCTS.....	..	..	..	..	..	..		
7	IRON ORES & CONCENTRATES.....	..	..	..	..	..	..		
8	OTHER METAL ORES & CONCENTRATES.....	..	..	..	..	..	..		
9	COAL.....	..	..	..	..	..	..		
10	CRUDE MINERAL OILS.....	..	..	..	..	..	..		
11	NATURAL GAS.....	..	..	..	..	..	..		
12	NON-METALLIC MINERALS.....	..	..	..	..	..	..		
13	SERVICES INCIDENTAL TO MINING.....	..	..	..	..	..	..		
14	MEAT PRODUCTS.....	190.2	..	..	..	..	..		
15	DAIRY PRODUCTS.....	..	..	..	..	..	..		
16	FISH PRODUCTS.....	..	..	..	..	..	..		
17	FRUITS & VEGETABLES PREPARATIONS.....	..	..	..	..	..	..		
18	FEEDS.....	..	..	..	..	..	..		
19	FLOUR,WHEAT,MEAL & OTHER CEREALS.....	..	..	..	..	..	..		
20	BREAKFAST CEREAL & BAKERY PROD.....	..	..	..	..	..	..		
21	SUGAR.....	..	..	..	..	..	..		
22	MISC. FOOD PRODUCTS.....	2.9	..	..	..	..	..		
23	SOFT DRINKS.....	..	..	..	..	..	..		
24	ALCOHOLIC BEVERAGES.....	..	..	..	..	..	..		
25	TOBACCO PROCESSED UNMANUFACTURED.....	..	..	..	..	..	..		
26	CIGARETTES & TOBACCO MFG.....	..	..	..	..	..	..		
27	TIRES & TUBES.....	..	..	..	..	..	..		
28	OTHER RUBBER PRODUCTS.....	..	..	..	..	..	..		
29	PLASTIC FABRICATED PRODUCTS.....	..	..	..	..	..	..		
30	LEATHER & LEATHER PRODUCTS.....	..	..	..	..	..	..		
31	YARNS & MAN MADE FIBRES.....	..	..	..	..	..	..		
32	FABRICS.....	..	..	..	..	..	..		
33	OTHER TEXTILE PRODUCTS.....	2.8	..	..	..	..	..		
34	HOSIERY & KNITTED WEAR.....	..	..	..	..	..	..		
35	CLOTHING & ACCESSORIES.....	0.4	..	..	..	..	..		
36	LUMBER & TIMBER.....	..	..	..	..	..	..		
37	VENEER & PLYWOOD.....	..	..	..	..	..	..		
38	OTHER WOOD FABRICATED MATERIALS.....	..	..	..	..	..	..		
39	FURNITURE & FIXTURES.....	..	..	..	..	..	..		
40	PULP.....	..	..	..	..	..	..		
41	NEWSPRINT & OTHER PAPER STOCK.....	..	..	..	..	..	..		
42	PAPER PRODUCTS.....	..	..	..	..	..	..		
43	PRINTING & PUBLISHING.....	..	..	..	..	..	..		
44	ADVERTISING,PRINT MEDIA.....	..	..	..	..	..	..		
45	IRON & STEEL PRODUCTS.....	..	..	..	..	..	..		
46	ALUMINUM PRODUCTS.....	..	..	..	..	..	..		
47	COPPER & COPPER ALLOY PRODUCTS.....	..	..	..	..	..	..		
48	NICKEL PRODUCTS.....	..	..	..	..	..	..		
49	OTHER NON FERROUS METAL PRODUCTS.....	..	..	..	..	..	..		
50	BOILERS, TANKS & PLATES.....	..	..	..	..	..	..		
51	FABRICATED STRUCTURAL METAL PROD.....	..	..	..	..	..	..		
52	OTHER METAL FABRICATED PRODUCTS.....	..	..	..	..	..	..		
53	AGRICULTURAL MACHINERY.....	..	..	..	..	..	..		
54	OTHER INDUSTRIAL MACHINERY.....	..	..	..	..	..	..		
55	MOTOR VEHICLES.....	..	..	..	..	..	..		
56	MOTOR VEHICLE PARTS.....	..	..	..	..	..	..		
57	OTHER TRANSPORT EQUIPMENT.....	..	..	..	..	..	..		
58	APPLIANCES & RECEIVERS,HOUSEHOLD.....	..	..	..	..	..	..		
59	OTHER ELECTRICAL PRODUCTS.....	..	..	..	..	..	..		
60	CEMENT & CONCRETE PRODUCTS.....	..	..	..	..	..	..		
61	OTHER NON-METALLIC MINERAL PROD.....	..	..	..	..	..	..		
62	GASOLINE & FUEL OIL.....	..	..	..	..	..	..		
63	OTHER PETROLEUM & COAL PROD.....	..	..	..	..	..	..		
64	INDUSTRIAL CHEMICALS.....	..	..	..	..	..	..		
65	FERTILIZERS.....	..	..	..	..	..	..		
66	PHARMACEUTICALS.....	..	..	..	..	..	..		
67	OTHER CHEMICAL PRODUCTS.....	..	..	..	..	..	..		
68	SCIENTIFIC EQUIPMENT.....	..	..	..	..	..	..		
69	OTHER MANUFACTURED PRODUCTS.....	..	..	..	..	..	..		
70	RESIDENTIAL CONSTRUCTION.....	..	..	..	..	..	..		
71	NON-RESIDENTIAL CONSTRUCTION.....	..	..	..	..	..	..		
72	REPAIR CONSTRUCTION.....	..	..	..	..	..	..		
73	PIPELINE TRANSPORTATION.....	..	..	..	..	..	..		
74	TRANSPORTATION & STORAGE.....	8.1	..	0.2	..	..	..		
75	RADIO & TELEVISION BROADCASTING.....	..	..	..	..	..	..		
76	TELEPHONE & TELEGRAPH.....	..	..	..	..	..	..		
77	POSTAL SERVICES.....	..	..	..	..	..	..		
78	ELECTRIC POWER.....	..	..	..	..	..	..		
79	OTHER UTILITIES.....	..	..	..	..	..	..		
80	WHOLESALE MARGINS.....	..	..	..	..	..	95.8		
81	RETAIL MARGINS.....	9438.8	..	..	..	23.4	26.1	28.5	
82	IMPUTED RENT OWNER OCPD DWEL.....	..	7707.3	..	..	..	..	..	
83	OTHER FINANCE,INS,REAL ESTATE.....	68.6	..	16624.3	3.2	15.0	32.4	39.5	
84	BUSINESS SERVICES.....	3.1	..	73.9	..	0.6	6017.4	..	
85	EDUCATION SERVICES.....	..	..	..	346.1	..	..	..	
86	HEALTH SERVICES.....	..	..	..	2773.4	..	..	..	
87	AMUSEMENT & RECREATION SERVICES.....	..	..	..	..	1277.3	4.1	0.7	
88	ACCOMMODATION & FOOD SERVICES.....	161.2	..	..	..	59.2	..	5433.6	
89	OTHER PERSONAL & MISC SERVICES.....	1578.9	..	421.4	..	..	912.2	34.1	
90	TRANSPORTATION MARGINS.....	..	..	..	..	..	..	..	
91	OPERATING, OFFICE, LAB & FOOD.....	..	..	..	..	..	..	..	
92	TRAVEL, ADVERTISING & PROMOTION.....	..	..	..	..	..	..	..	
	<b>TOTAL.....</b>	<b>11458.6</b>	<b>7707.3</b>	<b>17119.8</b>	<b>3122.7</b>	<b>1375.5</b>	<b>7088.1</b>	<b>5535.7</b>	<b>1540.2</b>

NOTE: DETAIL MAY NOT ADD DUE TO ROUNDING AND SUPPRESSION OF CONFIDENTIAL COMMODITIES.

TABLE 52. MAKE (OUTPUT) MATRIX (AGGREGATION - M), 1979 (MILLIONS OF 1971 DOLLARS) - CONCLUDED

NO.	COMMODITY AGGREGATION - M	TRANS. MARGINS	OPERATING OFFICE LAB & FOOD	TRAVEL PROMOTION, ADVTG.	TOTAL INDUSTRIES
1	GRAINS.....	--	--	--	1105.7
2	LIVE ANIMALS.....	--	--	--	2245.8
3	OTHER AGRICULTURAL PRODUCTS.....	--	--	--	2098.4
4	FORESTRY PRODUCTS.....	--	--	--	1836.3
5	FISH LANDINGS.....	--	--	--	246.0
6	HUNTING & TRAPPING PRODUCTS.....	--	--	--	18.2
7	IRON ORES & CONCENTRATES.....	--	--	--	629.9
8	OTHER METAL ORES & CONCENTRATES.....	--	--	--	1566.9
9	COAL.....	--	--	--	202.4
10	CRUDE MINERAL OILS.....	--	--	--	1649.9
11	NATURAL GAS.....	--	--	--	422.3
12	NON-METALLIC MINERALS.....	--	--	--	560.4
13	SERVICES INCIDENTAL TO MINING.....	--	--	--	1293.2
14	MEAT PRODUCTS.....	--	--	--	3484.3
15	DAIRY PRODUCTS.....	--	--	--	1650.2
16	FISH PRODUCTS.....	--	--	--	447.0
17	FRUITS & VEGETABLES PREPARATIONS.....	--	--	--	800.2
18	FEEDS.....	--	--	--	1056.8
19	FLOUR,WHEAT,MEAL & OTHER CEREALS.....	--	--	--	209.1
20	BREAKFAST CEREAL & BAKERY PROD.....	--	--	--	769.5
21	SUGAR.....	--	--	--	249.2
22	MISC. FOOD PRODUCTS.....	--	--	--	1305.9
23	SOFT DRINKS.....	--	--	--	389.9
24	ALCOHOLIC BEVERAGES.....	--	--	--	1060.0
25	TOBACCO PROCESSED UNMANUFACTURED.....	--	--	--	176.9
26	CIGARETTES & TOBACCO MFG.....	--	--	--	477.7
27	TIRES & TUBES.....	--	--	--	--
28	OTHER RUBBER PRODUCTS.....	--	--	--	972.8
29	PLASTIC FABRICATED PRODUCTS.....	--	--	--	805.2
30	LEATHER & LEATHER PRODUCTS.....	--	--	--	431.5
31	YARNS & MAN MADE FIBRES.....	--	--	--	516.9
32	FABRICS.....	--	--	--	851.1
33	OTHER TEXTILE PRODUCTS.....	--	--	--	908.6
34	HOSIERY & KNITTED WEAR.....	--	--	--	566.4
35	CLOTHING & ACCESSORIES.....	--	--	--	1885.5
36	LUMBER & TIMBER.....	--	--	--	1778.8
37	VENEER & PLYWOOD.....	--	--	--	363.8
38	OTHER WOOD FABRICATED MATERIALS.....	--	--	--	1291.9
39	FURNITURE & FIXTURES.....	--	--	--	1049.5
40	PULP.....	--	--	--	1168.8
41	NEWSPRINT & OTHER PAPER STOCK.....	--	--	--	2455.8
42	PAPER PRODUCTS.....	--	--	--	1657.1
43	PRINTING & PUBLISHING.....	--	--	--	1741.4
44	ADVERTISING,PRINT MEDIA.....	--	--	--	755.1
45	IRON & STEEL PRODUCTS.....	--	--	--	2937.5
46	ALUMINUM PRODUCTS.....	--	--	--	915.5
47	COPPER & COPPER ALLOY PRODUCTS.....	--	--	--	799.7
48	NICKEL PRODUCTS.....	--	--	--	423.0
49	OTHER NON FERROUS METAL PRODUCTS.....	--	--	--	534.4
50	BOILERS, TANKS & PLATES.....	--	--	--	269.2
51	FABRICATED STRUCTURAL METAL PROD.....	--	--	--	1110.2
52	OTHER METAL FABRICATED PRODUCTS.....	--	--	--	3105.5
53	AGRICULTURAL MACHINERY.....	--	--	--	613.0
54	OTHER INDUSTRIAL MACHINERY.....	--	--	--	2949.9
55	MOTOR VEHICLES.....	--	--	--	6284.3
56	MOTOR VEHICLE PARTS.....	--	--	--	3052.4
57	OTHER TRANSPORT EQUIPMENT.....	--	--	--	1674.6
58	APPLIANCES & RECEIVERS,HOUSEHOLD.....	--	--	--	1049.5
59	OTHER ELECTRICAL PRODUCTS.....	--	--	--	3287.7
60	CEMENT & CONCRETE PRODUCTS.....	--	--	--	943.8
61	OTHER NON-METALLIC MINERAL PROD.....	--	--	--	1070.0
62	GASOLINE & FUEL OIL.....	--	--	--	2684.5
63	OTHER PETROLEUM & COAL PROD.....	--	--	--	735.0
64	INDUSTRIAL CHEMICALS.....	--	--	--	2079.1
65	FERTILIZERS.....	--	--	--	329.2
66	PHARMACEUTICALS.....	--	--	--	590.5
67	OTHER CHEMICAL PRODUCTS.....	--	--	--	1811.1
68	SCIENTIFIC EQUIPMENT.....	--	--	--	573.7
69	OTHER MANUFACTURED PRODUCTS.....	--	--	--	1050.0
70	RESIDENTIAL CONSTRUCTION.....	--	--	--	4946.1
71	NON-RESIDENTIAL CONSTRUCTION.....	--	--	--	12135.2
72	REPAIR CONSTRUCTION.....	--	--	--	3546.7
73	PIPELINE TRANSPORTATION.....	--	--	--	837.5
74	TRANSPORTATION & STORAGE.....	--	--	--	10475.5
75	RADIO & TELEVISION BROADCASTING.....	--	--	--	709.2
76	TELEPHONE & TELEGRAPH.....	--	--	--	4194.9
77	POSTAL SERVICES.....	--	--	--	570.6
78	ELECTRIC POWER.....	--	--	--	3433.4
79	OTHER UTILITIES.....	--	--	--	680.3
80	WHOLESALE MARGINS.....	--	--	--	9101.7
81	RETAIL MARGINS.....	--	--	--	9576.0
82	IMPUTED RENT OWNER OCPD. DWEL.....	--	--	--	7707.3
83	OTHER FINANCE,INS.REAL ESTATE.....	--	--	--	17183.9
84	BUSINESS SERVICES.....	--	--	--	6357.5
85	EDUCATION SERVICES.....	--	--	--	346.1
86	HEALTH SERVICES.....	--	--	--	2773.4
87	AMUSEMENT & RECREATION SERVICES.....	--	--	--	1298.1
88	ACCOMMODATION & FOOD SERVICES.....	--	--	--	5756.1
89	OTHER PERSONAL & MISC. SERVICES.....	--	--	--	5673.5
90	TRANSPORTATION MARGINS.....	4763.5	--	--	4763.5
91	OPERATING, OFFICE, LAB. & FOOD.....	--	7847.4	--	7847.4
92	TRAVEL, ADVERTISING & PROMOTION.....	--	--	4616.8	4616.8
	TOTAL.....	4763.5	7847.4	4616.8	210556.0

NOTE: DETAIL MAY NOT ADD DUE TO ROUNDING AND SUPPRESSION OF CONFIDENTIAL COMMODITIES

TABLE 53. USE (INPUT) MATRIX (AGGREGATION - M), 1979 (MILLIONS OF 1971 DOLLARS)

NO.	COMMODITY AGGREGATION - M	AGRICUL- TURE	FORES- TRY	FISHING, HUNTING & TRAPPING	METAL MINES	MINERAL FUELS	NON-METAL MINES & QUARRIES	SERVICES INCIDENTAL TO MINING	FOOD & BEVERAGE INDUSTRIES
1	GRAINS	44.6	--	--	--	--	--	--	402.8
2	LIVE ANIMALS	209.2	--	--	--	--	--	--	1634.9
3	OTHER AGRICULTURAL PRODUCTS	137.4	--	--	--	--	--	--	1040.5
4	FORESTRY PRODUCTS	0.4	200.0	--	--	--	--	--	--
5	FISH LANDINGS	--	--	3.0	--	--	--	--	206.7
6	HUNTING & TRAPPING PRODUCTS	--	--	--	--	--	--	--	--
7	IRON ORES & CONCENTRATES	--	--	--	0.5	--	--	--	--
8	OTHER METAL ORES & CONCENTRATES	--	--	--	7.1	--	--	--	--
9	COAL	0.9	--	--	0.7	--	--	--	0.1
10	CRUDE MINERAL OILS	--	--	--	--	--	--	--	--
11	NATURAL GAS	1.0	--	0.1	2.0	2.1	3.4	--	9.1
12	NON-METALLIC MINERALS	6.0	--	0.7	15.0	1.0	2.7	5.1	7.0
13	SERVICES INCIDENTAL TO MINING	--	--	--	302.7	178.5	15.7	--	--
14	MEAT PRODUCTS	3.4	--	--	--	--	--	--	753.6
15	DAIRY PRODUCTS	--	--	--	--	--	--	--	229.1
16	FISH PRODUCTS	--	--	--	--	--	--	--	34.2
17	FRUITS & VEGETABLES PREPARATIONS	--	--	--	--	--	--	--	100.0
18	FEEDS	655.7	--	--	--	--	--	--	253.8
19	FLOUR,WHEAT,MEAL & OTHER CEREALS	--	--	--	--	--	--	--	110.7
20	BREAKFAST CEREAL & BAKERY PROD.	--	--	--	--	--	--	--	5.6
21	SUGAR	--	--	--	--	--	--	--	154.2
22	MISC. FOOD PRODUCTS	--	--	--	--	--	--	--	380.2
23	SOFT DRINKS	--	--	--	--	--	--	--	49.7
24	ALCOHOLIC BEVERAGES	--	--	--	--	--	--	--	38.5
25	TOBACCO PROCESSED UNMANUFACTURED	--	--	--	--	--	--	--	--
26	CIGARETTES & TOBACCO MFG.	--	--	--	--	--	--	--	--
27	TIRES & TUBES	--	--	--	--	--	--	--	--
28	OTHER RUBBER PRODUCTS	18.7	--	--	--	--	--	--	--
29	PLASTIC FABRICATED PRODUCTS	--	--	--	--	--	3.8	--	72.8
30	LEATHER & LEATHER PRODUCTS	--	--	--	--	--	--	--	--
31	YARNS & MAN MADE FIBRES	--	--	0.9	--	--	--	--	--
32	FABRICS	--	--	--	--	--	--	--	--
33	OTHER TEXTILE PRODUCTS	9.7	3.3	11.7	0.8	--	0.4	--	9.3
34	HOSIERY & KNITTED WEAR	--	--	--	--	--	--	--	--
35	CLOTHING & ACCESSORIES	--	--	--	--	--	--	--	0.1
36	LUMBER & TIMBER	0.1	--	5.5	--	0.4	0.2	--	--
37	VENEER & PLYWOOD	--	--	--	--	--	--	--	--
38	OTHER WOOD FABRICATED MATERIALS	3.4	--	--	--	--	1.0	--	3.9
39	FURNITURE & FIXTURES	--	--	--	--	--	--	--	--
40	PULP	--	--	--	--	--	--	--	--
41	NEWSPRINT & OTHER PAPER STOCK	--	--	--	--	--	--	--	13.2
42	PAPER PRODUCTS	5.3	--	--	0.3	--	9.0	--	327.0
43	PRINTING & PUBLISHING	--	--	--	--	--	0.3	--	40.2
44	ADVERTISING,PRINT MEDIA	--	--	--	--	--	--	--	--
45	IRON & STEEL PRODUCTS	--	--	--	32.9	15.5	2.0	40.1	--
46	ALUMINUM PRODUCTS	--	--	--	--	--	--	--	0.7
47	COPPER & COPPER ALLOY PRODUCTS	--	--	--	--	--	--	--	--
48	NICKEL PRODUCTS	--	--	--	--	--	--	--	--
49	OTHER NON FERROUS METAL PRODUCTS	--	--	--	0.9	0.1	--	--	1.3
50	BOILERS, TANKS & PLATES	--	--	--	--	--	--	--	--
51	FABRICATED STRUCTURAL METAL PROD.	--	--	--	2.6	1.0	--	--	--
52	OTHER METAL FABRICATED PRODUCTS	28.8	15.6	1.4	2.2	3.2	--	--	232.1
53	AGRICULTURAL MACHINERY	52.7	--	--	--	--	--	--	--
54	OTHER INDUSTRIAL MACHINERY	--	13.1	4.5	39.0	31.4	16.3	17.4	6.3
55	MOTOR VEHICLES	--	--	--	--	--	--	--	--
56	MOTOR VEHICLE PARTS	--	--	--	--	--	--	--	--
57	OTHER TRANSPORT EQUIPMENT	1.4	3.0	20.6	4.1	1.1	--	--	--
58	APPLIANCES & RECEIVERS,HOUSEHOLD	--	--	--	--	--	--	--	--
59	OTHER ELECTRICAL PRODUCTS	--	--	7.9	--	--	--	10.1	--
60	CEMENT & CONCRETE PRODUCTS	--	--	--	--	--	0.1	6.6	--
61	OTHER NON-METALLIC MINERAL PROD.	3.8	0.1	0.6	6.4	--	0.7	6.4	112.9
62	GASOLINE & FUEL OIL	186.3	31.0	14.3	36.1	11.7	11.7	25.3	28.1
63	OTHER PETROLEUM & COAL PROD.	26.8	1.1	2.8	8.9	2.7	4.6	4.8	5.9
64	INDUSTRIAL CHEMICALS	162.4	0.3	0.3	26.8	12.3	5.5	0.8	46.8
65	FERTILIZERS	96.9	--	--	--	--	--	--	--
66	PHARMACEUTICALS	20.9	--	--	--	--	--	--	21.0
67	OTHER CHEMICAL PRODUCTS	138.8	2.1	0.3	37.9	9.0	10.4	6.2	78.1
68	SCIENTIFIC EQUIPMENT	--	--	--	--	--	--	--	0.1
69	OTHER MANUFACTURED PRODUCTS	--	--	5.5	--	--	--	--	1.3
70	RESIDENTIAL CONSTRUCTION	--	--	--	--	--	--	--	--
71	NON-RESIDENTIAL CONSTRUCTION	--	--	--	--	--	--	--	--
72	REPAIR CONSTRUCTION	141.4	30.3	3.2	32.0	203.8	5.5	--	24.5
73	PIPELINE TRANSPORTATION	3.6	--	0.1	2.6	2.7	3.9	--	10.9
74	TRANSPORTATION & STORAGE	20.4	207.0	2.5	36.2	11.1	7.2	37.7	77.8
75	RADIO & TELEVISION BROADCASTING	--	--	--	--	--	--	--	--
76	TELEPHONE & TELEGRAPH	47.2	4.5	0.6	6.9	12.8	3.2	5.6	48.7
77	POSTAL SERVICES	2.6	0.3	--	0.5	1.5	0.2	0.3	4.3
78	ELECTRIC POWER	105.6	1.1	0.3	71.4	59.3	19.4	14.8	54.6
79	OTHER UTILITIES	6.8	--	0.1	2.9	9.2	2.8	--	14.4
80	WHOLESALE MARGINS	184.1	12.4	8.6	37.2	18.6	12.1	18.1	240.9
81	RETAIL MARGINS	44.1	1.0	1.7	1.2	0.4	0.8	1.8	2.0
82	IMPUTED RENT OWNER OCPD DWEL	--	--	--	--	--	--	--	--
83	OTHER FINANCE,INS,REAL ESTATE	314.7	129.1	4.3	92.7	471.9	21.0	27.1	146.4
84	BUSINESS SERVICES	17.0	10.0	0.5	88.3	229.1	13.2	26.1	100.6
85	EDUCATION SERVICES	--	--	--	--	--	--	--	--
86	HEALTH SERVICES	--	--	--	--	--	--	--	--
87	AMUSEMENT & RECREATION SERVICES	--	--	--	--	--	--	--	--
88	ACCOMMODATION & FOOD SERVICES	--	--	0.1	--	--	--	--	--
89	OTHER PERSONAL & MISC. SERVICES	17.9	66.4	5.1	23.6	7.9	14.8	16.9	54.7
90	TRANSPORTATION MARGINS	81.3	4.0	4.0	21.8	6.2	5.6	10.4	288.1
91	OPERATING, OFFICE, LAB. & FOOD	153.4	271.6	6.0	337.2	196.3	103.5	139.6	233.6
92	TRAVEL, ADVERTISING & PROMOTION	0.3	5.1	--	8.3	28.3	5.9	22.0	373.3
93	NON-COMPETING IMPORTS	--	--	--	--	--	--	--	213.9
94	UNALLOCATED IMPORTS & EXPORTS	--	--	--	--	--	--	--	--
95	INDIRECT TAXES	276.9	44.2	8.4	62.5	119.5	20.1	14.5	98.9
96	SUBSIDIES	-195.3	-1.0	-1.4	-9.1	-4.3	--	-0.1	-31.7
	GDP AT FACTOR COST	2528.6	766.2	145.0	1071.0	909.2	442.7	552.4	3163.9
	TOTAL	5565.0	1822.1	269.3	2414.0	2553.7	770.1	1010.0	11532.0

NOTE: DETAIL MAY NOT ADD DUE TO ROUNDING.

TABLE 53. USE (INPUT) MATRIX (AGGREGATION - M), 1979 (MILLIONS OF 1971 DOLLARS) - CONTINUED

NO.	COMMODITY AGGREGATION - M	TOBACCO PRODUCTS INDUSTRIES	RUBBER & PLASTIC PROD. IND.	LEATHER INDUSTRIES	TEXTILE INDUSTRIES	KNITTING MILLS	CLOTHING INDUSTRIES	WOOD	FURNITURE, FIXTURE INDUSTRIES
1	GRAINS.....	--	--	--	--	--	--	--	--
2	LIVE ANIMALS.....	--	--	--	--	--	--	--	--
3	OTHER AGRICULTURAL PRODUCTS.....	159.4	--	--	0.4	0.1	11.4	0.2	--
4	FORESTRY PRODUCTS.....	--	--	--	--	--	--	1049.2	0.4
5	FISH LANDINGS.....	--	--	--	--	--	--	--	--
6	HUNTING & TRAPPING PRODUCTS.....	--	--	--	--	--	24.8	--	--
7	IRON ORES & CONCENTRATES.....	--	--	--	--	--	--	--	--
8	OTHER METAL ORES & CONCENTRATES.....	--	--	--	--	--	--	--	--
9	COAL.....	--	0.1	--	--	--	--	--	--
10	CRUDE MINERAL OILS.....	--	--	--	--	--	--	--	--
11	NATURAL GAS.....	0.1	1.6	0.2	2.0	0.2	0.1	2.9	0.5
12	NON-METALLIC MINERALS.....	--	2.1	0.2	0.6	--	--	--	--
13	SERVICES INCIDENTAL TO MINING.....	--	--	--	--	--	--	--	--
14	MEAT PRODUCTS.....	0.5	0.1	16.2	1.4	--	--	--	--
15	DAIRY PRODUCTS.....	--	--	--	--	--	--	--	--
16	FISH PRODUCTS.....	--	--	0.4	--	--	--	--	--
17	FRUITS & VEGETABLES PREPARATIONS.....	--	--	--	--	--	--	--	--
18	FEEDS.....	--	--	--	--	--	--	--	--
19	FLOUR,WHEAT,MEAL & OTHER CEREALS.....	--	--	--	--	--	--	--	--
20	BREAKFAST CEREAL & BAKERY PROD.....	--	--	--	--	--	--	--	--
21	SUGAR.....	--	--	--	--	--	--	--	--
22	MISC. FOOD PRODUCTS.....	0.3	0.3	--	--	--	--	--	--
23	SOFT DRINKS.....	--	--	--	--	--	--	--	--
24	ALCOHOLIC BEVERAGES.....	--	--	--	--	--	--	--	--
25	TOBACCO PROCESSED UNMANUFACTURED.....	123.1	--	--	--	--	--	--	--
26	CIGARETTES & TOBACCO MFG.....	2.5	--	--	--	--	--	--	--
27	TIRES & TUBES.....	--	--	--	--	--	--	--	--
28	OTHER RUBBER PRODUCTS.....	--	10.0	48.2	12.0	--	0.4	0.1	23.0
29	PLASTIC FABRICATED PRODUCTS.....	1.8	48.7	14.7	28.3	0.3	1.7	16.1	20.7
30	LEATHER & LEATHER PRODUCTS.....	--	2.7	64.7	3.2	--	21.3	--	0.5
31	YARNS & MAN MADE FIBRES.....	9.3	14.4	0.2	433.3	186.1	17.2	--	--
32	FABRICS.....	--	75.4	3.4	220.8	16.7	598.7	1.1	93.6
33	OTHER TEXTILE PRODUCTS.....	--	1.2	3.1	31.3	5.0	57.3	0.8	11.3
34	HOSIERY & KNITTED WEAR.....	--	--	--	0.4	0.6	--	--	--
35	CLOTHING & ACCESSORIES.....	--	0.7	2.6	32.6	15.2	134.8	--	--
36	LUMBER & TIMBER.....	--	0.6	0.1	0.1	--	--	178.2	27.6
37	VENEER & PLYWOOD.....	--	0.3	0.2	--	--	--	79.7	14.0
38	OTHER WOOD FABRICATED MATERIALS.....	--	2.6	0.4	1.2	--	--	94.9	17.5
39	FURNITURE & FIXTURES.....	--	--	--	0.4	--	--	5.3	32.6
40	PULP.....	--	--	0.1	7.4	--	--	--	--
41	NEWSPRINT & OTHER PAPER STOCK.....	6.6	12.2	1.0	4.8	1.1	1.1	10.7	5.0
42	PAPER PRODUCTS.....	45.7	23.9	6.4	19.9	4.5	9.6	6.3	17.5
43	PRINTING & PUBLISHING.....	1.5	1.2	0.4	1.4	1.2	1.0	0.2	1.2
44	ADVERTISING,PRINT MEDIA.....	--	--	--	--	--	--	--	--
45	IRON & STEEL PRODUCTS.....	--	0.6	--	0.4	--	--	1.1	33.2
46	ALUMINUM PRODUCTS.....	--	4.1	--	0.3	--	--	4.2	--
47	COPPER & COPPER ALLOY PRODUCTS.....	--	0.2	--	--	--	--	--	--
48	NICKEL PRODUCTS.....	--	0.3	--	0.1	--	--	--	--
49	OTHER NON FERROUS METAL PRODUCTS.....	--	3.2	--	0.6	--	--	--	--
50	BOILERS, TANKS & PLATES.....	--	--	--	--	--	--	0.2	--
51	FABRICATED STRUCTURAL METAL PROD.....	--	0.3	--	0.1	--	--	15.5	0.1
52	OTHER METAL FABRICATED PRODUCTS.....	1.8	35.6	4.8	10.4	0.1	1.0	31.4	65.0
53	AGRICULTURAL MACHINERY.....	--	--	--	--	--	--	--	--
54	OTHER INDUSTRIAL MACHINERY.....	--	2.1	--	1.3	--	--	0.1	2.6
55	MOTOR VEHICLES.....	--	--	--	0.2	--	--	--	--
56	MOTOR VEHICLE PARTS.....	--	9.6	1.1	12.2	--	--	--	--
57	OTHER TRANSPORT EQUIPMENT.....	--	0.1	--	--	--	--	--	--
58	APPLIANCES & RECEIVERS,HOUSEHOLD.....	--	0.2	--	--	--	--	3.6	--
59	OTHER ELECTRICAL PRODUCTS.....	--	0.4	--	0.1	--	--	0.1	10.0
60	CEMENT & CONCRETE PRODUCTS.....	--	--	--	--	--	--	--	--
61	OTHER NON-METALLIC MINERAL PROD.....	--	9.8	0.1	1.2	--	0.7	26.5	7.8
62	GASOLINE & FUEL OIL.....	0.3	3.6	0.4	6.7	0.8	0.7	10.1	1.2
63	OTHER PETROLEUM & COAL PROD.....	0.1	1.1	0.1	1.2	--	0.1	4.0	0.3
64	INDUSTRIAL CHEMICALS.....	3.3	454.0	9.1	87.5	0.1	0.8	25.0	0.4
65	FERTILIZERS.....	--	--	--	--	--	--	--	--
66	PHARMACEUTICALS.....	--	--	--	--	--	--	--	--
67	OTHER CHEMICAL PRODUCTS.....	--	17.6	8.2	42.6	6.4	0.2	19.2	11.7
68	SCIENTIFIC EQUIPMENT.....	--	0.3	--	0.1	--	--	--	--
69	OTHER MANUFACTURED PRODUCTS.....	--	10.8	8.5	66.1	1.8	49.9	9.2	12.0
70	RESIDENTIAL CONSTRUCTION.....	--	--	--	--	--	--	--	--
71	NON-RESIDENTIAL CONSTRUCTION.....	--	--	--	--	--	--	--	--
72	REPAIR CONSTRUCTION.....	1.9	4.3	1.2	4.8	0.7	1.2	13.6	1.8
73	PIPELINE TRANSPORTATION.....	0.1	1.9	0.2	2.5	0.3	0.1	3.5	0.6
74	TRANSPORTATION & STORAGE.....	0.7	1.2	0.4	1.8	0.3	2.0	3.8	0.8
75	RADIO & TELEVISION BROADCASTING.....	--	--	--	--	--	--	--	--
76	TELEPHONE & TELEGRAPH.....	2.0	14.8	3.0	11.6	2.4	9.1	15.6	6.1
77	POSTAL SERVICES.....	0.1	1.5	0.6	1.4	0.5	2.7	1.2	1.0
78	ELECTRIC POWER.....	1.5	19.8	2.1	17.8	2.3	4.5	41.8	5.1
79	OTHER UTILITIES.....	0.3	3.2	0.3	3.5	0.5	0.4	5.7	0.7
80	WHOLESALE MARGINS.....	6.4	38.6	11.5	63.4	15.2	61.5	80.4	46.4
81	RETAIL MARGINS.....	--	0.1	--	0.2	--	0.1	0.8	0.1
82	IMPUTED RENT OWNER OCPD DWEL.....	--	--	--	--	--	--	--	--
83	OTHER FINANCE,INS,REAL ESTATE.....	10.4	43.5	13.2	37.5	9.6	42.9	72.8	32.0
84	BUSINESS SERVICES.....	5.7	30.7	5.6	21.7	3.8	15.8	22.2	8.3
85	EDUCATION SERVICES.....	--	--	--	--	--	--	--	--
86	HEALTH SERVICES.....	--	--	--	--	--	--	--	--
87	AMUSEMENT & RECREATION SERVICES.....	--	--	--	--	--	--	--	--
88	ACCOMMODATION & FOOD SERVICES.....	--	--	--	--	--	--	--	--
89	OTHER PERSONAL & MISC SERVICES.....	1.5	8.0	5.6	5.4	1.9	3.9	25.8	3.2
90	TRANSPORTATION MARGINS.....	5.9	23.3	7.5	25.0	3.5	11.3	98.4	15.8
91	OPERATING, OFFICE, LAB. & FOOD.....	7.1	63.0	10.6	64.1	7.7	18.0	227.8	17.0
92	TRAVEL, ADVERTISING & PROMOTION.....	34.1	62.3	14.4	41.2	6.9	34.2	30.6	20.7
93	NON-COMPETING IMPORTS.....	--	29.7	--	33.7	--	--	--	--
94	UNALLOCATED IMPORTS & EXPORTS.....	--	--	--	--	--	--	--	--
95	INDIRECT TAXES.....	3.6	16.3	4.0	20.8	2.6	6.5	39.1	10.7
96	SUBSIDIES.....	--	-0.8	--	-0.6	-0.1	-0.2	-0.8	-0.2
	GDP AT FACTOR COST.....	223.4	985.8	214.0	985.2	292.4	898.0	1160.1	429.2
	TOTAL.....	661.3	2099.5	489.4	2373.4	591.0	2045.0	3438.3	1008.8

NOTE: DETAIL MAY NOT ADD DUE TO ROUNDING.

TABLE 53. USE (INPUT) MATRIX (AGGREGATION - M), 1979 (MILLIONS OF 1971 DOLLARS) - CONTINUED

NO.	COMMODITY AGGREGATION - M	PAPER & ALLIED INDUSTRIES	PRINTING & PUBLISHING	PRIMARY METAL INDUSTRIES	METAL FABRICATING INDUSTRIES	MACHINERY INDUSTRIES	TRANS. EQUIPMENT INDUSTRIES	ELECTRICAL PRODUCTS INDUSTRIES	NON-METAL MINERAL PROD. IND.
1	GRAINS.....	--	--	--	--	--	--	--	--
2	LIVE ANIMALS.....	--	--	--	--	--	--	--	--
3	OTHER AGRICULTURAL PRODUCTS.....	0.1	--	--	--	--	--	--	--
4	FORESTRY PRODUCTS.....	545.7	--	--	--	--	--	--	--
5	FISH LANDINGS.....	--	--	--	--	--	--	--	--
6	HUNTING & TRAPPING PRODUCTS.....	--	--	--	--	--	--	--	--
7	IRON ORES & CONCENTRATES.....	--	--	268.6	--	--	--	--	--
8	OTHER METAL ORES & CONCENTRATES.....	--	--	993.3	59.8	--	--	0.4	16.9
9	COAL.....	3.5	--	152.3	--	--	0.6	--	5.5
10	CRUDE MINERAL OILS.....	--	--	6.6	--	--	--	--	--
11	NATURAL GAS.....	15.0	0.5	17.3	4.3	1.7	3.6	1.7	11.3
12	NON-METALLIC MINERALS.....	16.7	--	23.6	1.8	6.5	0.8	0.3	106.6
13	SERVICES INCIDENTAL TO MINING.....	--	--	--	--	--	--	--	--
14	MEAT PRODUCTS.....	--	--	--	--	--	--	--	--
15	DAIRY PRODUCTS.....	--	--	--	--	--	--	--	--
16	FISH PRODUCTS.....	--	--	--	--	--	--	--	--
17	FRUITS & VEGETABLES PREPARATIONS.....	--	--	--	--	--	--	--	--
18	FEEDS.....	--	--	--	--	--	--	--	--
19	FLOUR,WHEAT,MEAL & OTHER CEREALS.....	8.8	--	--	--	--	--	--	--
20	BREAKFAST CEREAL & BAKERY PROD.....	--	--	--	--	--	--	--	--
21	SUGAR.....	--	--	--	--	--	--	--	--
22	MISC. FOOD PRODUCTS.....	7.9	--	--	--	--	--	--	0.2
23	SOFT DRINKS.....	--	--	--	--	--	--	--	--
24	ALCOHOLIC BEVERAGES.....	--	--	--	--	--	--	--	--
25	TOBACCO PROCESSED UNMANUFACTURED.....	--	--	--	--	--	--	--	--
26	CIGARETTES & TOBACCO MFG.....	--	--	--	--	--	--	--	--
27	TIRES & TUBES.....	--	--	--	--	--	--	--	--
28	OTHER RUBBER PRODUCTS.....	2.2	0.5	--	5.8	47.1	236.1	11.2	2.1
29	PLASTIC FABRICATED PRODUCTS.....	51.0	2.4	1.0	12.4	6.5	17.1	20.2	13.6
30	LEATHER & LEATHER PRODUCTS.....	--	--	--	0.1	--	--	--	--
31	YARNS & MAN MADE FIBRES.....	2.9	0.2	0.1	1.0	--	--	4.3	1.1
32	FABRICS.....	8.5	0.2	--	0.8	--	2.0	0.4	0.5
33	OTHER TEXTILE PRODUCTS.....	28.9	--	--	0.9	0.1	39.4	0.1	0.4
34	HOSIERY & KNITTED WEAR.....	--	--	--	--	--	--	--	--
35	CLOTHING & ACCESSORIES.....	--	--	--	--	--	--	--	--
36	LUMBER & TIMBER.....	0.4	0.6	2.3	6.5	2.6	11.5	1.0	0.4
37	VENEER & PLYWOOD.....	--	--	--	2.1	0.4	10.3	--	--
38	OTHER WOOD FABRICATED MATERIALS.....	326.1	0.1	5.8	7.1	2.0	6.1	6.6	3.6
39	FURNITURE & FIXTURES.....	--	--	--	--	0.1	4.4	0.7	--
40	PULP.....	165.6	--	--	--	--	--	--	--
41	NEWSPRINT & OTHER PAPER STOCK.....	490.4	420.1	0.5	1.7	0.6	3.4	2.1	15.5
42	PAPER PRODUCTS.....	104.8	22.7	2.9	24.7	8.0	15.1	30.4	24.7
43	PRINTING & PUBLISHING.....	6.4	192.8	--	1.9	0.5	0.2	1.3	0.6
44	ADVERTISING,PRINT MEDIA.....	--	--	--	--	--	--	--	--
45	IRON & STEEL PRODUCTS.....	0.4	--	421.6	922.0	261.5	518.7	89.3	9.7
46	ALUMINUM PRODUCTS.....	19.8	0.9	263.3	162.3	23.5	100.5	80.0	0.6
47	COPPER & COPPER ALLOY PRODUCTS.....	--	--	190.0	56.4	14.3	32.0	222.7	0.5
48	NICKEL PRODUCTS.....	--	--	17.1	20.3	2.1	7.5	3.1	0.1
49	OTHER NON FERROUS METAL PRODUCTS.....	3.2	3.0	282.8	23.8	4.2	34.1	33.0	5.3
50	BOILERS, TANKS & PLATES.....	0.2	--	--	31.5	11.4	10.2	4.0	0.4
51	FABRICATED STRUCTURAL METAL PROD.....	--	--	1.0	139.2	27.8	23.3	4.6	0.3
52	OTHER METAL FABRICATED PRODUCTS.....	22.3	0.8	64.0	414.8	162.7	340.4	96.5	19.4
53	AGRICULTURAL MACHINERY.....	--	--	--	--	86.2	1.0	--	--
54	OTHER INDUSTRIAL MACHINERY.....	0.2	0.1	28.9	23.9	633.3	161.9	51.3	1.0
55	MOTOR VEHICLES.....	--	--	--	--	0.6	22.2	--	--
56	MOTOR VEHICLE PARTS.....	--	--	--	13.4	89.4	3479.5	0.3	0.7
57	OTHER TRANSPORT EQUIPMENT.....	--	--	0.8	--	1.1	295.1	--	0.2
58	APPLIANCES & RECEIVERS,HOUSEHOLD.....	--	--	--	4.3	20.4	98.4	98.2	--
59	OTHER ELECTRICAL PRODUCTS.....	--	--	0.6	12.1	97.3	137.8	665.7	1.6
60	CEMENT & CONCRETE PRODUCTS.....	--	--	--	--	--	--	--	172.5
61	OTHER NON-METALLIC MINERAL PROD.....	19.0	--	58.6	45.1	11.5	139.9	26.2	90.3
62	GASOLINE & FUEL OIL.....	84.4	1.5	31.1	5.4	2.5	7.6	1.8	26.6
63	OTHER PETROLEUM & COAL PROD.....	20.5	2.3	40.0	5.6	3.3	7.4	3.7	7.6
64	INDUSTRIAL CHEMICALS.....	230.3	0.4	29.7	18.9	1.8	18.3	69.1	36.8
65	FERTILIZERS.....	--	--	0.1	--	--	--	--	--
66	PHARMACEUTICALS.....	--	--	--	--	--	--	--	--
67	OTHER CHEMICAL PRODUCTS.....	62.7	45.4	11.9	44.8	9.4	34.3	16.4	14.2
68	SCIENTIFIC EQUIPMENT.....	--	16.0	0.2	6.8	9.4	38.2	17.8	0.1
69	OTHER MANUFACTURED PRODUCTS.....	4.0	5.8	3.3	5.0	2.2	4.8	1.0	9.9
70	RESIDENTIAL CONSTRUCTION.....	--	--	--	--	--	--	--	--
71	NON-RESIDENTIAL CONSTRUCTION.....	--	--	--	--	--	--	--	--
72	REPAIR CONSTRUCTION.....	29.3	4.8	40.0	10.7	9.5	18.8	6.4	9.2
73	PIPELINE TRANSPORTATION.....	20.0	0.7	22.5	5.1	2.0	4.2	2.1	13.7
74	TRANSPORTATION & STORAGE.....	11.0	2.4	9.8	7.1	2.7	40.3	10.3	2.0
75	RADIO & TELEVISION BROADCASTING.....	--	--	--	--	--	--	--	--
76	TELEPHONE & TELEGRAPH.....	23.9	31.3	23.0	33.0	28.5	45.7	37.5	13.7
77	POSTAL SERVICES.....	1.5	22.2	1.0	2.9	3.3	3.1	3.1	0.8
78	ELECTRIC POWER.....	176.2	8.6	118.1	26.3	13.0	34.9	16.9	44.5
79	OTHER UTILITIES.....	19.7	1.2	19.2	4.6	2.0	6.6	3.0	10.6
80	WHOLESALE MARGINS.....	111.3	37.7	224.1	118.3	122.2	122.2	95.8	26.1
81	RETAIL MARGINS.....	0.8	0.5	0.8	1.2	0.6	0.7	0.6	0.6
82	IMPUTED RENT OWNER OCPD. DWEL.....	--	--	--	--	--	--	--	--
83	OTHER FINANCE,INS,REAL ESTATE.....	72.0	58.1	58.1	96.6	71.1	95.8	78.5	36.1
84	BUSINESS SERVICES.....	46.2	54.4	44.0	51.2	55.8	494.8	47.8	17.2
85	EDUCATION SERVICES.....	--	--	--	--	--	--	--	--
86	HEALTH SERVICES.....	--	--	--	--	--	--	--	--
87	AMUSEMENT & RECREATION SERVICES.....	--	--	--	--	--	--	--	--
88	ACCOMMODATION & FOOD SERVICES.....	--	--	--	--	--	--	--	--
89	OTHER PERSONAL & MISC. SERVICES.....	43.0	13.0	19.7	25.8	11.8	14.5	13.4	18.3
90	TRANSPORTATION MARGINS.....	187.6	42.5	212.6	86.6	46.2	134.0	34.7	80.3
91	OPERATING, OFFICE, LAB. & FOOD.....	286.5	44.4	359.3	141.5	81.4	269.6	77.2	143.5
92	TRAVEL, ADVERTISING & PROMOTION.....	51.0	88.7	31.9	81.1	75.5	126.7	83.3	29.8
93	NON-COMPETING IMPORTS.....	2.2	--	--	--	--	--	--	0.5
94	UNALLOCATED IMPORTS & EXPORTS.....	--	--	--	--	--	--	--	--
95	INDIRECT TAXES.....	68.8	17.5	62.1	38.2	31.8	51.6	28.9	46.8
96	SUBSIDIES.....	-0.5	-0.2	-0.2	-1.0	-2.2	-6.1	-1.3	-0.6
	GDP AT FACTOR COST.....	1917.8	1427.7	1770.7	2107.9	1608.3	3666.3	1841.2	965.1
	TOTAL.....	5320.3	2571.8	5936.3	4926.9	3715.5	10987.5	3944.9	2058.9

NOTE: DETAIL MAY NOT ADD DUE TO ROUNDING.



TABLE 53. USE (INPUT) MATRIX (AGGREGATION - M), 1979 (MILLIONS OF 1971 DOLLARS) - CONTINUED

NO.	COMMODITY AGGREGATION - M	PETROLEUM & COAL PROD.IND.	CHEMICAL & CHEMICAL PROD. IND.	MISC. MANUFAC- TURING	CONSTR. INDUSTRY	TRANS. & STORAGE	COMMUNI- CATION	ELEC POWER GAS, OTHER UTILITIES	WHOLESALE TRADE
1	GRAINS.....	--	--	--	--	--	--	--	8.3
2	LIVE ANIMALS.....	--	0.2	--	--	--	--	--	0.2
3	OTHER AGRICULTURAL PRODUCTS.....	--	0.1	1.9	11.5	3.3	--	--	0.5
4	FORESTRY PRODUCTS.....	--	0.5	--	8.8	--	--	--	6.0
5	FISH LANDINGS.....	--	--	--	--	--	--	--	--
6	HUNTING & TRAPPING PRODUCTS.....	--	--	--	--	--	--	--	--
7	IRON ORES & CONCENTRATES.....	--	--	--	--	--	--	--	0.2
8	OTHER METAL ORES & CONCENTRATES.....	--	6.8	31.6	--	--	--	10.2	0.1
9	COAL.....	0.8	1.0	--	1.4	0.8	--	136.8	0.1
10	CRUDE MINERAL OILS.....	1984.7	0.2	--	--	2.0	--	--	1.1
11	NATURAL GAS.....	6.3	29.8	0.6	--	22.3	--	12.8	3.1
12	NON-METALLIC MINERALS.....	2.3	57.4	2.6	72.6	2.4	--	--	0.3
13	SERVICES INCIDENTAL TO MINING.....	--	--	--	796.5	--	--	--	--
14	MEAT PRODUCTS.....	--	14.5	0.5	--	--	--	--	0.4
15	DAIRY PRODUCTS.....	--	1.0	--	--	--	--	--	0.3
16	FISH PRODUCTS.....	--	0.2	--	--	--	--	--	--
17	FRUITS & VEGETABLES PREPARATIONS.....	--	--	--	--	--	--	--	1.5
18	FEEDS.....	--	2.5	--	--	0.7	--	--	1.7
19	FLOUR, WHEAT, MEAL & OTHER CEREALS.....	--	1.2	--	--	--	--	--	0.4
20	BREAKFAST CEREAL & BAKERY PROD.....	--	--	--	--	--	--	--	--
21	SUGAR.....	--	1.0	--	--	--	--	--	2.5
22	MISC. FOOD PRODUCTS.....	--	25.1	0.7	--	--	--	--	4.6
23	SOFT DRINKS.....	--	--	--	--	--	--	--	--
24	ALCOHOLIC BEVERAGES.....	--	--	--	--	--	--	--	--
25	TOBACCO PROCESSED UNMANUFACTURED.....	--	--	--	--	--	--	--	--
26	CIGARETTES & TOBACCO MFG.....	--	--	--	--	--	--	--	--
27	TIRES & TUBES.....	--	--	--	--	--	--	--	--
28	OTHER RUBBER PRODUCTS.....	--	--	2.9	44.1	78.2	0.2	--	1.9
29	PLASTIC FABRICATED PRODUCTS.....	1.0	37.0	47.5	270.4	3.7	--	--	26.3
30	LEATHER & LEATHER PRODUCTS.....	--	--	5.5	0.9	--	--	--	--
31	YARNS & MAN MADE FIBRES.....	--	0.9	2.6	0.5	--	--	--	0.1
32	FABRICS.....	--	0.6	21.0	7.3	0.4	--	--	1.6
33	OTHER TEXTILE PRODUCTS.....	--	0.9	10.5	149.3	7.2	1.6	--	4.0
34	HOSIERY & KNITTED WEAR.....	--	--	--	--	--	--	--	--
35	CLOTHING & ACCESSORIES.....	--	--	0.7	--	--	--	--	--
36	LUMBER & TIMBER.....	--	--	4.2	217.1	--	--	--	3.1
37	VENEER & PLYWOOD.....	--	0.4	2.1	174.2	--	--	--	1.8
38	OTHER WOOD FABRICATED MATERIALS.....	0.1	3.2	2.5	578.7	--	--	--	19.4
39	FURNITURE & FIXTURES.....	--	--	--	16.4	--	--	--	--
40	PULP.....	--	6.4	--	--	--	--	--	--
41	NEWSPRINT & OTHER PAPER STOCK.....	--	3.7	8.8	85.6	0.2	--	--	10.4
42	PAPER PRODUCTS.....	7.6	65.9	23.5	55.5	5.8	--	--	59.6
43	PRINTING & PUBLISHING.....	0.1	6.9	4.1	--	5.8	20.4	1.4	11.9
44	ADVERTISING, PRINT MEDIA.....	--	--	--	--	--	--	--	--
45	IRON & STEEL PRODUCTS.....	--	0.3	13.7	504.3	11.5	--	--	7.8
46	ALUMINUM PRODUCTS.....	--	8.9	5.2	2.7	0.3	--	--	1.1
47	COPPER & COPPER ALLOY PRODUCTS.....	--	2.0	5.6	13.8	1.3	--	--	0.3
48	NICKEL PRODUCTS.....	--	--	0.3	2.1	--	--	--	--
49	OTHER NON FERROUS METAL PRODUCTS.....	0.1	30.2	34.4	9.3	0.6	--	--	0.4
50	BOILERS, TANKS & PLATES.....	--	--	1.0	144.9	3.6	--	--	--
51	FABRICATED STRUCTURAL METAL PROD.....	--	--	0.1	785.2	1.6	--	--	0.7
52	OTHER METAL FABRICATED PRODUCTS.....	10.7	51.3	49.5	952.7	2.7	--	--	43.3
53	AGRICULTURAL MACHINERY.....	--	--	--	--	--	--	--	5.0
54	OTHER INDUSTRIAL MACHINERY.....	--	1.5	2.4	225.9	2.9	--	--	5.9
55	MOTOR VEHICLES.....	--	--	2.1	--	--	--	--	--
56	MOTOR VEHICLE PARTS.....	--	--	0.5	36.7	121.6	--	--	1.8
57	OTHER TRANSPORT EQUIPMENT.....	--	--	--	--	235.9	--	--	--
58	APPLIANCES & RECEIVERS, HOUSEHOLD.....	--	--	4.3	23.0	--	6.4	--	2.3
59	OTHER ELECTRICAL PRODUCTS.....	--	--	22.5	806.7	28.4	105.2	--	9.6
60	CEMENT & CONCRETE PRODUCTS.....	--	0.1	--	672.2	--	--	--	--
61	OTHER NON-METALLIC MINERAL PROD.....	0.1	21.2	6.2	504.1	9.6	--	--	5.1
62	GASOLINE & FUEL OIL.....	3.9	18.9	1.7	104.6	382.2	10.4	78.2	98.6
63	OTHER PETROLEUM & COAL PROD.....	65.0	131.1	1.1	106.2	26.6	1.0	0.9	7.4
64	INDUSTRIAL CHEMICALS.....	8.8	774.7	53.5	18.4	1.1	0.7	--	13.6
65	FERTILIZERS.....	--	16.9	--	--	--	--	--	--
66	PHARMACEUTICALS.....	--	116.2	0.3	0.4	--	--	--	0.1
67	OTHER CHEMICAL PRODUCTS.....	98.1	174.8	20.6	202.1	9.0	0.6	--	6.4
68	SCIENTIFIC EQUIPMENT.....	--	0.2	122.5	29.8	3.4	9.8	--	2.2
69	OTHER MANUFACTURED PRODUCTS.....	8.7	14.0	61.3	102.9	4.9	1.7	--	2.4
70	RESIDENTIAL CONSTRUCTION.....	--	--	--	--	--	--	--	--
71	NON-RESIDENTIAL CONSTRUCTION.....	--	--	--	--	--	--	--	--
72	REPAIR CONSTRUCTION.....	72.2	28.0	3.4	9.9	300.7	80.5	132.1	15.5
73	PIPELINE TRANSPORTATION.....	312.4	39.1	0.8	0.5	113.3	0.1	8.7	5.1
74	TRANSPORTATION & STORAGE.....	4.6	7.4	1.5	190.0	1144.8	79.9	4.6	204.1
75	RADIO & TELEVISION BROADCASTING.....	--	--	--	--	--	25.4	--	--
76	TELEPHONE & TELEGRAPH.....	13.5	49.1	15.2	63.5	246.4	110.2	11.9	253.9
77	POSTAL SERVICES.....	1.4	6.9	3.4	2.8	12.1	32.3	4.8	43.8
78	ELECTRIC POWER.....	29.5	77.5	6.8	12.5	59.0	16.0	19.3	70.4
79	OTHER UTILITIES.....	3.6	54.5	1.2	0.5	7.0	0.5	0.2	3.3
80	WHOLESALE MARGINS.....	12.2	76.5	37.3	902.8	151.2	14.7	10.3	129.0
81	RETAIL MARGINS.....	--	0.7	0.2	116.5	10.8	26.9	0.5	7.0
82	IMPUTED RENT OWNER OCPD, DWEL.....	--	--	--	--	--	--	--	--
83	OTHER FINANCE, INS., REAL ESTATE.....	58.9	117.5	71.8	368.2	337.8	71.0	97.1	525.7
84	BUSINESS SERVICES.....	52.6	91.2	30.7	846.1	168.2	98.3	42.7	316.4
85	EDUCATION SERVICES.....	--	--	--	--	--	--	--	--
86	HEALTH SERVICES.....	--	--	--	--	--	--	--	--
87	AMUSEMENT & RECREATION SERVICES.....	--	--	--	--	--	95.2	--	--
88	ACCOMMODATION & FOOD SERVICES.....	--	--	--	--	50.5	--	--	--
89	OTHER PERSONAL & MISC. SERVICES.....	6.7	50.8	10.2	375.8	313.7	31.4	21.4	91.4
90	TRANSPORTATION MARGINS.....	22.0	118.9	18.7	351.8	35.1	3.0	26.8	18.1
91	OPERATING, OFFICE, LAB. & FOOD.....	68.6	160.0	33.9	344.6	320.1	92.4	51.5	180.4
92	TRAVEL, ADVERTISING & PROMOTION.....	63.0	232.2	78.7	115.3	148.3	67.0	19.0	467.4
93	NON-COMPETING IMPORTS.....	--	0.3	0.3	--	--	--	--	--
94	UNALLOCATED IMPORTS & EXPORTS.....	--	--	--	--	--	--	--	--
95	INDIRECT TAXES.....	20.8	66.9	17.7	1161.9	579.4	178.4	128.3	258.7
96	SUBSIDIES.....	-1.6	-3.9	-0.3	--	-111.6	-341.7	-45.3	-136.0
	GDP AT FACTOR COST.....	395.0	1743.4	750.4	8199.9	6777.6	4877.7	3426.3	5478.5
	TOTAL.....	3333.5	4547.0	1664.4	20801.6	11644.4	5717.3	4200.6	8316.7

NOTE: DETAIL MAY NOT ADD DUE TO ROUNDING.

TABLE 53. USE (INPUT) MATRIX (AGGREGATION - M), 1979 (MILLIONS OF 1971 DOLLARS) - CONTINUED

NO.	COMMODITY AGGREGATION - M	RETAIL TRADE	OWNER OCCUPIED DWELLINGS	FINANCE, INS. & REAL EST.	EDUCATION & HEALTH SERVICES	AMUSEMENT RECREATION SERVICES	SERVICE TO BUSINESS MANAGEMENT	ACCOMMODATION, FOOD SERVICES	PERSONAL & MISC. SERVICES
1	GRAINS	--	--	--	--	--	--	--	--
2	LIVE ANIMALS	169.0	--	--	--	--	--	--	--
3	OTHER AGRICULTURAL PRODUCTS	--	--	--	--	0.7	--	69.2	1.6
4	FORESTRY PRODUCTS	--	--	--	--	--	--	--	--
5	FISH LANDINGS	--	--	--	--	--	--	5.4	--
6	HUNTING & TRAPPING PRODUCTS	--	--	--	--	--	--	--	--
7	IRON ORES & CONCENTRATES	--	--	--	--	--	--	--	--
8	OTHER METAL ORES & CONCENTRATES	--	--	--	0.6	--	--	--	--
9	COAL	--	--	--	0.3	--	--	--	--
10	CRUDE MINERAL OILS	--	--	--	--	--	--	--	--
11	NATURAL GAS	13.6	--	11.2	0.7	0.1	0.2	3.0	0.2
12	NON-METALLIC MINERALS	--	--	--	--	0.1	--	1.0	--
13	SERVICES INCIDENTAL TO MINING	--	--	--	--	--	--	--	--
14	MEAT PRODUCTS	2.1	--	--	--	--	--	506.2	--
15	DAIRY PRODUCTS	--	--	--	--	--	--	146.2	--
16	FISH PRODUCTS	--	--	--	--	--	--	32.8	--
17	FRUITS & VEGETABLES PREPARATIONS	--	--	--	--	--	--	64.3	--
18	FEEDS	--	--	--	--	0.3	--	--	--
19	FLOUR, WHEAT, MEAL & OTHER CEREALS	--	--	--	--	--	--	10.6	--
20	BREAKFAST CEREAL & BAKERY PROD.	--	--	--	--	--	--	74.3	--
21	SUGAR	--	--	--	--	--	--	22.7	--
22	MISC. FOOD PRODUCTS	--	--	--	--	--	--	48.9	1.2
23	SOFT DRINKS	--	--	--	--	--	--	24.3	--
24	ALCOHOLIC BEVERAGES	--	--	--	--	--	--	--	--
25	TOBACCO PROCESSED UNMANUFACTURED	--	--	--	--	--	--	--	--
26	CIGARETTES & TOBACCO MFG.	--	--	--	--	--	--	--	--
27	TIRES & TUBES	--	--	--	--	--	--	--	--
28	OTHER RUBBER PRODUCTS	11.6	--	--	0.5	--	--	--	2.9
29	PLASTIC FABRICATED PRODUCTS	12.2	--	--	--	--	--	4.7	0.2
30	LEATHER & LEATHER PRODUCTS	--	--	--	--	0.8	--	--	2.3
31	YARNS & MAN MADE FIBRES	--	--	--	--	--	--	--	3.0
32	FABRICS	0.9	--	--	0.2	0.5	--	4.8	9.3
33	OTHER TEXTILE PRODUCTS	1.0	--	--	11.4	0.2	0.5	38.0	1.6
34	HOSIERY & KNITTED WEAR	--	--	--	--	--	--	--	--
35	CLOTHING & ACCESSORIES	12.1	--	--	--	--	--	4.6	--
36	LUMBER & TIMBER	--	--	--	--	--	0.4	--	--
37	VENEER & PLYWOOD	--	--	--	--	--	--	--	--
38	OTHER WOOD FABRICATED MATERIALS	4.1	--	--	--	0.5	--	--	17.1
39	FURNITURE & FIXTURES	--	--	--	0.1	--	--	2.0	--
40	PULP	--	--	--	--	--	--	--	--
41	NEWSPRINT & OTHER PAPER STOCK	8.2	--	--	0.2	--	4.1	--	0.4
42	PAPER PRODUCTS	160.4	--	--	--	--	1.8	76.6	3.6
43	PRINTING & PUBLISHING	12.0	--	49.0	5.9	8.0	4.8	--	--
44	ADVERTISING, PRINT MEDIA	--	--	--	--	--	--	--	--
45	IRON & STEEL PRODUCTS	--	--	--	--	--	--	--	--
46	ALUMINUM PRODUCTS	--	--	--	--	--	--	--	--
47	COPPER & COPPER ALLOY PRODUCTS	--	--	--	--	--	--	--	--
48	NICKEL PRODUCTS	--	--	--	--	--	--	--	--
49	OTHER NON FERROUS METAL PRODUCTS	--	--	--	--	--	--	--	3.3
50	BOILERS, TANKS & PLATES	--	--	--	--	--	--	--	--
51	FABRICATED STRUCTURAL METAL PROD.	--	--	--	--	--	--	--	--
52	OTHER METAL FABRICATED PRODUCTS	16.5	--	--	--	2.1	--	0.9	3.6
53	AGRICULTURAL MACHINERY	--	--	--	--	--	--	--	--
54	OTHER INDUSTRIAL MACHINERY	--	--	--	--	--	--	0.2	--
55	MOTOR VEHICLES	--	--	--	--	--	--	--	--
56	MOTOR VEHICLE PARTS	--	--	--	--	--	--	--	--
57	OTHER TRANSPORT EQUIPMENT	--	--	--	--	--	--	--	--
58	APPLIANCES & RECEIVERS, HOUSEHOLD	--	--	--	0.4	--	--	--	0.5
59	OTHER ELECTRICAL PRODUCTS	--	--	--	0.4	--	--	--	0.1
60	CEMENT & CONCRETE PRODUCTS	--	--	--	--	--	--	--	--
61	OTHER NON-METALLIC MINERAL PROD.	2.1	--	--	0.4	0.1	--	9.8	--
62	GASOLINE & FUEL OIL	76.7	--	36.6	13.4	5.1	19.4	30.0	18.8
63	OTHER PETROLEUM & COAL PROD.	3.4	--	0.5	1.2	0.1	1.0	1.0	3.1
64	INDUSTRIAL CHEMICALS	11.3	--	--	2.6	0.2	--	0.1	13.9
65	FERTILIZERS	--	--	--	--	--	--	0.1	--
66	PHARMACEUTICALS	--	--	--	19.8	--	--	--	--
67	OTHER CHEMICAL PRODUCTS	--	--	--	0.3	--	0.4	1.7	48.5
68	SCIENTIFIC EQUIPMENT	0.6	--	--	43.5	9.2	1.4	--	30.9
69	OTHER MANUFACTURED PRODUCTS	3.7	--	--	7.2	11.6	1.0	4.3	1.6
70	RESIDENTIAL CONSTRUCTION	--	--	--	--	--	--	--	--
71	NON-RESIDENTIAL CONSTRUCTION	--	--	--	--	--	--	--	--
72	REPAIR CONSTRUCTION	48.3	1083.6	508.9	4.8	5.4	2.5	25.4	1.2
73	PIPELINE TRANSPORTATION	16.9	--	12.6	0.8	0.1	0.3	3.9	0.2
74	TRANSPORTATION & STORAGE	107.3	--	5.2	5.8	5.2	13.8	21.2	7.6
75	RADIO & TELEVISION BROADCASTING	--	--	--	--	--	--	6.3	--
76	TELEPHONE & TELEGRAPH	181.9	--	457.8	116.9	14.7	161.1	70.8	14.4
77	POSTAL SERVICES	118.9	--	71.2	9.6	1.6	15.5	1.5	2.3
78	ELECTRIC POWER	227.6	--	108.2	8.6	16.2	13.4	63.4	16.2
79	OTHER UTILITIES	28.9	--	31.8	2.9	0.3	0.5	9.0	0.7
80	WHOLESALE MARGINS	34.6	--	10.1	14.0	4.4	5.4	77.0	20.2
81	RETAIL MARGINS	9.4	--	4.7	15.7	56.5	5.9	16.5	6.0
82	IMPUTED RENT OWNER OCPD. DWEL.	--	--	--	--	--	--	--	--
83	OTHER FINANCE, INS. REAL ESTATE	1026.6	114.3	1858.5	126.0	122.1	403.5	279.3	78.2
84	BUSINESS SERVICES	240.7	81.3	842.6	52.2	34.2	357.9	80.8	11.4
85	EDUCATION SERVICES	--	--	--	--	--	--	--	--
86	HEALTH SERVICES	--	--	8.6	0.7	--	--	--	--
87	AMUSEMENT & RECREATION SERVICES	--	--	--	0.3	93.0	4.5	43.7	--
88	ACCOMMODATION & FOOD SERVICES	--	--	--	--	--	--	4.5	--
89	OTHER PERSONAL & MISC. SERVICES	79.2	--	127.8	41.8	26.9	101.1	55.2	21.5
90	TRANSPORTATION MARGINS	14.0	--	3.5	3.1	1.2	2.1	36.3	7.7
91	OPERATING, OFFICE, LAB. & FOOD	225.8	0.2	722.0	125.2	106.1	466.8	173.0	88.8
92	TRAVEL, ADVERTISING & PROMOTION	464.9	--	477.4	40.3	96.9	204.0	115.7	31.0
93	NON-COMPETING IMPORTS	2.2	--	--	--	--	--	12.3	--
94	UNALLOCATED IMPORTS & EXPORTS	--	--	--	--	--	--	--	--
95	INDIRECT TAXES	354.6	2060.9	2098.0	34.2	30.4	79.6	150.0	46.2
96	SUBSIDIES	-2.0	-104.3	-133.3	--	--	--	--	--
97	GDP AT FACTOR COST	7757.2	4471.4	9806.8	2410.7	720.7	5215.2	3102.1	1069.1
	TOTAL	11458.6	7707.3	17119.8	3122.7	1375.5	7088.1	5535.7	1590.2

NOTE: DETAIL MAY NOT ADD DUE TO ROUNDING.

TABLE 53. USE (INPUT) MATRIX (AGGREGATION - M), 1979 (MILLIONS OF 1971 DOLLARS) - CONCLUDED

NO.	COMMODITY AGGREGATION - M	TRANS MARGINS	OPERATING OFFICE LAB & FOOD	TRAVEL PROMOTION, ADVTG.	TOTAL INDUSTRIES
1	GRAINS	--	--	--	455.7
2	LIVE ANIMALS	--	3.5	--	2017.2
3	OTHER AGRICULTURAL PRODUCTS	--	37.2	--	1475.5
4	FORESTRY PRODUCTS	--	--	--	1811.1
5	FISH LANDINGS	--	1.3	--	216.4
6	HUNTING & TRAPPING PRODUCTS	--	--	--	24.8
7	IRON ORES & CONCENTRATES	--	--	--	269.4
8	OTHER METAL ORES & CONCENTRATES	--	--	--	1126.7
9	COAL	--	--	--	305.0
10	CRUDE MINERAL OILS	--	--	--	1994.6
11	NATURAL GAS	--	--	--	184.8
12	NON-METALLIC MINERALS	--	0.2	--	335.6
13	SERVICES INCIDENTAL TO MINING	--	--	--	1293.5
14	MEAT PRODUCTS	--	101.2	--	1400.4
15	DAIRY PRODUCTS	--	57.7	--	434.4
16	FISH PRODUCTS	--	4.8	--	72.4
17	FRUITS & VEGETABLES PREPARATIONS	--	29.9	--	195.7
18	FEEDS	--	--	--	914.8
19	FLOUR,WHEAT,MEAL & OTHER CEREALS	--	3.8	--	135.5
20	BREAKFAST CEREAL & BAKERY PROD.	--	37.1	--	117.0
21	SUGAR	--	6.1	--	186.5
22	MISC. FOOD PRODUCTS	--	24.0	--	493.5
23	SOFT DRINKS	--	13.7	--	87.8
24	ALCOHOLIC BEVERAGES	--	--	41.5	80.0
25	TOBACCO PROCESSED UNMANUFACTURED	--	--	--	123.1
26	CIGARETTES & TOBACCO MFG	--	--	--	2.5
27	TIRES & TUBES	--	--	--	--
28	OTHER RUBBER PRODUCTS	--	224.1	3.2	787.0
29	PLASTIC FABRICATED PRODUCTS	--	144.8	--	881.1
30	LEATHER & LEATHER PRODUCTS	--	14.4	--	116.5
31	YARNS & MAN MADE FIBRES	--	--	--	678.1
32	FABRICS	--	--	--	1068.7
33	OTHER TEXTILE PRODUCTS	--	48.7	--	490.3
34	HOSIERY & KNITTED WEAR	--	--	--	1.0
35	CLOTHING & ACCESSORIES	--	29.5	--	232.8
36	LUMBER & TIMBER	--	3.9	--	466.8
37	VENEER & PLYWOOD	--	--	--	285.6
38	OTHER WOOD FABRICATED MATERIALS	--	1.0	--	1108.9
39	FURNITURE & FIXTURES	--	--	--	82.0
40	PULP	--	--	--	179.5
41	NEWSPRINT & OTHER PAPER STOCK	--	2.1	--	1113.9
42	PAPER PRODUCTS	--	291.6	2.0	1462.4
43	PRINTING & PUBLISHING	--	672.3	224.4	1279.5
44	ADVERTISING,PRINT MEDIA	--	--	765.2	755.2
45	IRON & STEEL PRODUCTS	--	12.7	--	2899.3
46	ALUMINUM PRODUCTS	--	--	--	678.6
47	COPPER & COPPER ALLOY PRODUCTS	--	5.1	--	544.3
48	NICKEL PRODUCTS	--	--	--	53.2
49	OTHER NON FERROUS METAL PRODUCTS	--	3.4	--	477.2
50	BOILERS, TANKS & PLATES	--	6.8	--	214.1
51	FABRICATED STRUCTURAL METAL PROD	--	--	--	1003.5
52	OTHER METAL FABRICATED PRODUCTS	--	482.1	--	3169.9
53	AGRICULTURAL MACHINERY	--	13.5	--	158.5
54	OTHER INDUSTRIAL MACHINERY	--	989.9	--	2263.4
55	MOTOR VEHICLES	--	--	--	25.1
56	MOTOR VEHICLE PARTS	--	296.4	33.4	4096.5
57	OTHER TRANSPORT EQUIPMENT	--	3.3	--	566.8
58	APPLIANCES & RECEIVERS,HOUSEHOLD	--	13.9	--	275.9
59	OTHER ELECTRICAL PRODUCTS	--	389.6	4.5	2310.6
60	CEMENT & CONCRETE PRODUCTS	--	--	--	851.5
61	OTHER NON-METALLIC MINERAL PROD	--	34.4	--	1163.6
62	GASOLINE & FUEL OIL	--	--	74.9	1502.6
63	OTHER PETROLEUM & COAL PROD	--	3.4	2.8	510.9
64	INDUSTRIAL CHEMICALS	--	107.1	--	2247.0
65	FERTILIZERS	--	5.0	--	119.1
66	PHARMACEUTICALS	--	12.8	--	191.5
67	OTHER CHEMICAL PRODUCTS	--	216.9	1.5	1408.7
68	SCIENTIFIC EQUIPMENT	--	226.6	--	569.3
69	OTHER MANUFACTURED PRODUCTS	--	63.5	51.6	541.5
70	RESIDENTIAL CONSTRUCTION	--	--	--	--
71	NON-RESIDENTIAL CONSTRUCTION	--	--	--	--
72	REPAIR CONSTRUCTION	--	--	--	2921.4
73	PIPELINE TRANSPORTATION	--	--	0.6	618.7
74	TRANSPORTATION & STORAGE	4763.5	--	819.4	7882.6
75	RADIO & TELEVISION BROADCASTING	--	--	509.2	540.9
76	TELEPHONE & TELEGRAPH	--	--	--	2212.1
77	POSTAL SERVICES	--	--	--	384.9
78	ELECTRIC POWER	--	--	--	1604.6
79	OTHER UTILITIES	--	--	--	282.6
80	WHOLESALE MARGINS	--	822.1	50.1	4084.8
81	RETAIL MARGINS	--	231.1	49.0	617.6
82	IMPUTED RENT OWNER OCPD DWEL	--	--	--	--
83	OTHER FINANCE,INS,REAL ESTATE	--	--	--	7691.8
84	BUSINESS SERVICES	--	--	451.9	5209.3
85	EDUCATION SERVICES	--	--	--	--
86	HEALTH SERVICES	--	--	--	9.3
87	AMUSEMENT & RECREATION SERVICES	--	--	37.9	274.6
88	ACCOMMODATION & FOOD SERVICES	--	--	887.9	943.0
89	OTHER PERSONAL & MISC. SERVICES	--	1317.3	107.7	3201.9
90	TRANSPORTATION MARGINS	--	174.5	15.3	2288.5
91	OPERATING, OFFICE, LAB. & FOOD	--	--	--	6419.3
92	TRAVEL, ADVERTISING & PROMOTION	--	--	--	3876.8
93	NON-COMPETING IMPORTS	--	3.3	--	298.3
94	UNALLOCATED IMPORTS & EXPORTS	--	45.6	194.9	240.5
95	INDIRECT TAXES	--	614.2	297.7	9272.2
96	SUBSIDIES	--	--	--	-1139.6
	GDP AT FACTOR COST	--	--	--	96273.9
	<b>TOTAL</b>	<b>4763.5</b>	<b>7847.4</b>	<b>4616.8</b>	<b>21055.9</b>

NOTE: DETAIL MAY NOT ADD DUE TO ROUNDING.

TABLE 54. FINAL DEMAND MATRIX (AGGREGATION - M), 1979 (MILLIONS OF 1971 DOLLARS)

NO	COMMODITY AGGREGATION - M	CE. AUTOS REPAIRS & PARTS	CE. OTHER DURABLE	CE. CLOTHING & FOOTWEAR	CE. OTHER SEMI- DURABLE	CE. FOOD, BEVERAGE & TOBACCO	CE. FUEL & ELECTRICITY	CE. GAS, OIL & GREASE	CE. OTHER NON DURABLE
1	GRAINS								
2	LIVE ANIMALS				11.7	83.1			
3	OTHER AGRICULTURAL PRODUCTS					480.1			136.9
4	FORESTRY PRODUCTS						36.9		
5	FISH LANDINGS					8.9			
6	HUNTING & TRAPPING PRODUCTS								
7	IRON ORES & CONCENTRATES								
8	OTHER METAL ORES & CONCENTRATES								
9	COAL						1.5		
10	CRUDE MINERAL OILS								
11	NATURAL GAS						61.3		
12	NON-METALLIC MINERALS				1.7	7.8			1.6
13	SERVICES INCIDENTAL TO MINING								
14	MEAT PRODUCTS					2020.3			
15	DAIRY PRODUCTS					1183.9			
16	FISH PRODUCTS					102.7			
17	FRUITS & VEGETABLES PREPARATIONS					776.7			
18	FEEDS					138.3			
19	FLOUR,WHEAT,MEAL & OTHER CEREALS					32.5			
20	BREAKFAST CEREAL & BAKERY PROD.					651.9			
21	SUGAR					42.0			
22	MISC. FOOD PRODUCTS					980.1			
23	SOFT DRINKS					301.9			
24	ALCOHOLIC BEVERAGES					968.1			
25	TOBACCO PROCESSED UNMANUFACTURED								
26	CIGARETTES & TOBACCO MFG.					476.0			
27	TIRES & TUBES	179.7							
28	OTHER RUBBER PRODUCTS	2.5	3.1	70.2	15.3				4.3
29	PLASTIC FABRICATED PRODUCTS		3.4		46.5				57.5
30	LEATHER & LEATHER PRODUCTS			445.6	65.1				
31	YARNS & MAN MADE FIBRES				37.9				
32	FABRICS				176.5				
33	OTHER TEXTILE PRODUCTS		271.9		218.4				42.7
34	HOSIERY & KNITTED WEAR				759.7				
35	CLOTHING & ACCESSORIES			1896.1					
36	LUMBER & TIMBER				30.7				
37	VENEER & PLYWOOD				23.2				
38	OTHER WOOD FABRICATED MATERIALS		22.1		8.2		1.3		
39	FURNITURE & FIXTURES		787.7		24.0				
40	PULP								
41	NEWSPRINT & OTHER PAPER STOCK				3.0				2.3
42	PAPER PRODUCTS				23.3	0.2			336.4
43	PRINTING & PUBLISHING				720.1				
44	ADVERTISING,PRINT MEDIA								
45	IRON & STEEL PRODUCTS								
46	ALUMINUM PRODUCTS								
47	COPPER & COPPER ALLOY PRODUCTS								
48	NICKEL PRODUCTS								
49	OTHER NON FERROUS METAL PRODUCTS				1.4				
50	BOILERS, TANKS & PLATES								
51	FABRICATED STRUCTURAL METAL PROD				2.8				
52	OTHER METAL FABRICATED PRODUCTS		57.3		187.8				11.3
53	AGRICULTURAL MACHINERY		39.4						
54	OTHER INDUSTRIAL MACHINERY		82.9		40.1				
55	MOTOR VEHICLES	3225.8	300.6						
56	MOTOR VEHICLE PARTS	226.6							
57	OTHER TRANSPORT EQUIPMENT		166.3						
58	APPLIANCES & RECEIVERS,HOUSEHOLD		1457.4						
59	OTHER ELECTRICAL PRODUCTS	26.9	53.2		112.5				
60	CEMENT & CONCRETE PRODUCTS				6.9				
61	OTHER NON-METALLIC MINERAL PROD				141.3				
62	GASOLINE & FUEL OIL						316.7	636.5	
63	OTHER PETROLEUM & COAL PROD				0.5		12.5	46.3	1.0
64	INDUSTRIAL CHEMICALS		1.7			0.1			2.5
65	FERTILIZERS								8.0
66	PHARMACEUTICALS								408.9
67	OTHER CHEMICAL PRODUCTS		16.4		70.2	19.5		11.7	661.6
68	SCIENTIFIC EQUIPMENT		274.1		75.6				109.0
69	OTHER MANUFACTURED PRODUCTS		668.9		235.2	0.1			34.1
70	RESIDENTIAL CONSTRUCTION								
71	NON-RESIDENTIAL CONSTRUCTION								
72	REPAIR CONSTRUCTION								
73	PIPELINE TRANSPORTATION						88.2	6.1	
74	TRANSPORTATION & STORAGE								
75	RADIO & TELEVISION BROADCASTING								
76	TELEPHONE & TELEGRAPH								
77	POSTAL SERVICES								
78	ELECTRIC POWER						1301.2		
79	OTHER UTILITIES						258.2		
80	WHOLESALE MARGINS	501.6	431.3	207.3	248.5	553.8	243.9	333.2	223.0
81	RETAIL MARGINS	927.4	1512.3	1920.0	823.8	2173.4	7.9	429.7	811.3
82	IMPUTED RENT OWNER OCPD, DWEL								
83	OTHER FINANCE,INS,REAL ESTATE								
84	BUSINESS SERVICES								
85	EDUCATION SERVICES								
86	HEALTH SERVICES								
87	AMUSEMENT & RECREATION SERVICES								
88	ACCOMMODATION & FOOD SERVICES								
89	OTHER PERSONAL & MISC SERVICES	738.3	143.4	41.1	21.7				
90	TRANSPORTATION MARGINS	84.8	92.7	101.8	77.1	271.0	12.2	51.6	52.9
91	OPERATING, OFFICE, LAB. & FOOD								
92	TRAVEL, ADVERTISING & PROMOTION								
93	NON-COMPETING IMPORTS					109.3			
94	UNALLOCATED IMPORTS & EXPORTS								
95	INDIRECT TAXES	680.1	853.8	606.6	338.9	2864.6	95.6	873.8	303.1
96	SUBSIDIES								
97	WAGES & SALARIES								
98	SUPPLEMENTARY LABOUR INCOME								
99	NET INCOME,UNINC. BUSINESS								
100	OTHER OPERATING SURPLUS								
	<b>TOTAL</b>	<b>6593.8</b>	<b>7239.8</b>	<b>6048.3</b>	<b>3792.0</b>	<b>14246.5</b>	<b>2437.4</b>	<b>2388.8</b>	<b>3208.6</b>

NOTE: DETAIL MAY NOT ADD DUE TO ROUNDING AND SUPPRESSION OF CONFIDENTIAL COMMODITIES.

TABLE 54. FINAL DEMAND MATRIX (AGGREGATION - M), 1979 (MILLIONS OF 1971 DOLLARS) - CONTINUED

NO.	COMMODITY AGGREGATION - M	CE, GROSS RENT	CE, MEDICAL & HOSPITAL	CE, TRANSP & COMMUNICAT	CE, EXP RESTAURANT & HOTELS	CE, NET EXPEND ABROAD	CE, OTHER SERVICES	CON MANU-FACTURING	CON MINING QUARRYING OIL WELLS
1	GRAINS	..	..	..	..	..	..	..	..
2	LIVE ANIMALS	..	..	..	..	..	..	..	..
3	OTHER AGRICULTURAL PRODUCTS	..	38.5	..	..	..	..	..	..
4	FORESTRY PRODUCTS	..	..	..	..	..	..	..	..
5	FISH LANDINGS	..	..	..	..	..	..	..	..
6	HUNTING & TRAPPING PRODUCTS	..	..	..	..	..	..	..	..
7	IRON ORES & CONCENTRATES	..	..	..	..	..	..	..	..
8	OTHER METAL ORES & CONCENTRATES	..	..	..	..	..	..	..	..
9	COAL	..	..	..	..	..	0.3	..	..
10	CRUDE MINERAL OILS	..	..	..	..	..	..	..	..
11	NATURAL GAS	..	..	..	..	..	5.4	..	..
12	NON-METALLIC MINERALS	..	..	..	..	..	..	..	..
13	SERVICES INCIDENTAL TO MINING	..	..	..	..	..	..	..	..
14	MEAT PRODUCTS	..	..	..	..	..	..	..	..
15	DAIRY PRODUCTS	..	..	..	..	..	..	..	..
16	FISH PRODUCTS	..	..	..	..	..	..	..	..
17	FRUITS & VEGETABLES PREPARATIONS	..	..	..	..	..	..	..	..
18	FEEDS	..	..	..	..	..	..	..	..
19	FLOUR,WHEAT,MEAL & OTHER CEREALS	..	..	..	..	..	..	..	..
20	BREAKFAST CEREAL & BAKERY PROD.	..	..	..	..	..	..	..	..
21	SUGAR	..	..	..	..	..	..	..	..
22	MISC. FOOD PRODUCTS	..	..	..	..	..	..	..	..
23	SOFT DRINKS	..	..	..	..	..	..	..	..
24	ALCOHOLIC BEVERAGES	..	..	..	..	..	..	..	..
25	TOBACCO PROCESSED UNMANUFACTURED	..	..	..	..	..	..	..	..
26	CIGARETTES & TOBACCO MFG.	..	..	..	..	..	..	..	..
27	TIRES & TUBES	..	..	..	..	..	..	..	..
28	OTHER RUBBER PRODUCTS	..	..	..	..	..	..	..	..
29	PLASTIC FABRICATED PRODUCTS	..	..	..	..	..	..	..	..
30	LEATHER & LEATHER PRODUCTS	..	..	..	..	..	..	..	..
31	YARNS & MAN MADE FIBRES	..	..	..	..	..	..	..	..
32	FABRICS	..	..	..	..	..	..	..	..
33	OTHER TEXTILE PRODUCTS	..	..	..	..	..	6.5	..	..
34	HOSIERY & KNITTED WEAR	..	..	..	..	..	..	..	..
35	CLOTHING & ACCESSORIES	..	..	..	..	..	..	..	..
36	LUMBER & TIMBER	..	..	..	..	..	..	..	..
37	VENEER & PLYWOOD	..	..	..	..	..	..	..	..
38	OTHER WOOD FABRICATED MATERIALS	..	..	..	..	..	..	..	..
39	FURNITURE & FIXTURES	..	..	..	..	..	..	..	..
40	PULP	..	..	..	..	..	..	..	..
41	NEWSPRINT & OTHER PAPER STOCK	..	..	..	..	..	..	..	..
42	PAPER PRODUCTS	..	..	..	..	..	..	..	..
43	PRINTING & PUBLISHING	..	..	..	..	..	47.2	..	..
44	ADVERTISING,PRINT MEDIA	..	..	..	..	..	..	..	..
45	IRON & STEEL PRODUCTS	..	..	..	..	..	..	..	..
46	ALUMINUM PRODUCTS	..	..	..	..	..	..	..	..
47	COPPER & COPPER ALLOY PRODUCTS	..	..	..	..	..	..	..	..
48	NICKEL PRODUCTS	..	..	..	..	..	..	..	..
49	OTHER NON FERROUS METAL PRODUCTS	..	..	..	..	..	..	..	..
50	BOILERS, TANKS & PLATES	..	..	..	..	..	..	..	..
51	FABRICATED STRUCTURAL METAL PROD	..	..	..	..	..	..	..	..
52	OTHER METAL FABRICATED PRODUCTS	..	..	..	..	..	..	..	..
53	AGRICULTURAL MACHINERY	..	..	..	..	..	..	..	..
54	OTHER INDUSTRIAL MACHINERY	..	..	..	..	..	..	..	..
55	MOTOR VEHICLES	..	..	..	..	..	..	..	..
56	MOTOR VEHICLE PARTS	..	..	..	..	..	..	..	..
57	OTHER TRANSPORT EQUIPMENT	..	..	..	..	..	..	..	..
58	APPLIANCES & RECEIVERS,HOUSEHOLD	..	..	..	..	..	..	..	..
59	OTHER ELECTRICAL PRODUCTS	..	..	..	..	..	..	..	..
60	CEMENT & CONCRETE PRODUCTS	..	..	..	..	..	..	..	..
61	OTHER NON-METALLIC MINERAL PROD	..	..	..	..	..	..	..	..
62	GASOLINE & FUEL OIL	..	..	..	..	..	22.5	..	..
63	OTHER PETROLEUM & COAL PROD	..	..	..	..	..	0.6	..	..
64	INDUSTRIAL CHEMICALS	..	..	..	..	..	..	..	..
65	FERTILIZERS	..	..	..	..	..	..	..	..
66	PHARMACEUTICALS	..	..	..	..	..	0.5	..	..
67	OTHER CHEMICAL PRODUCTS	..	..	..	..	..	..	..	..
68	SCIENTIFIC EQUIPMENT	..	..	..	..	..	..	..	..
69	OTHER MANUFACTURED PRODUCTS	..	..	..	..	..	9.1	..	..
70	RESIDENTIAL CONSTRUCTION	..	..	..	..	..	..	..	..
71	NON-RESIDENTIAL CONSTRUCTION	..	..	..	..	..	..	855.6	2233.9
72	REPAIR CONSTRUCTION	..	..	..	..	..	30.9	..	..
73	PIPELINE TRANSPORTATION	..	..	..	..	..	6.1	..	..
74	TRANSPORTATION & STORAGE	..	..	1744.8	..	..	26.3	..	..
75	RADIO & TELEVISION BROADCASTING	..	..	..	..	..	173.0	..	..
76	TELEPHONE & TELEGRAPH	..	..	1622.4	..	..	47.6	..	..
77	POSTAL SERVICES	..	..	94.7	..	..	17.8	..	..
78	ELECTRIC POWER	..	..	..	..	..	44.6	..	..
79	OTHER UTILITIES	507.0	..	..	..	..	21.5	..	..
80	WHOLESALE MARGINS	..	..	..	..	..	14.3	..	..
81	RETAIL MARGINS	..	..	..	..	..	22.0	..	..
82	IMPUTED RENT OWNER OCPD DWEL	7707.3	..	..	..	..	..	..	..
83	OTHER FINANCE,INS,REAL ESTATE	3931.4	188.7	658.7	..	..	3831.0	..	..
84	BUSINESS SERVICES	..	..	14.0	..	..	389.8	..	..
85	EDUCATION SERVICES	..	..	..	..	..	445.1	..	..
86	HEALTH SERVICES	..	1073.5	..	..	..	0.2	..	..
87	AMUSEMENT & RECREATION SERVICES	..	..	..	..	..	1277.2	..	..
88	ACCOMMODATION & FOOD SERVICES	..	..	..	4910.1	..	-44.5	..	..
89	OTHER PERSONAL & MISC SERVICES	152.3	..	108.8	..	..	1154.5	..	..
90	TRANSPORTATION MARGINS	..	..	..	..	..	3.8	..	..
91	OPERATING, OFFICE, LAB. & FOOD	..	..	..	..	..	213.7	..	..
92	TRAVEL, ADVERTISING & PROMOTION	..	..	..	..	..	132.0	..	..
93	NON-COMPETING IMPORTS	..	..	..	..	..	..	..	..
94	UNALLOCATED IMPORTS & EXPORTS	..	..	..	..	336.4	..	..	..
95	INDIRECT TAXES	1.7	..	75.0	180.0	..	174.0	..	..
96	SUBSIDIES	..	..	..	..	..	..	..	..
97	WAGES & SALARIES	..	..	..	..	..	2323.9	..	..
98	SUPPLEMENTARY LABOUR INCOME	..	..	..	..	..	159.3	..	..
99	NET INCOME,UNINC BUSINESS	..	..	..	..	..	..	..	..
100	OTHER OPERATING SURPLUS	..	..	..	..	..	191.1	..	..
	<b>TOTAL</b>	<b>12299.7</b>	<b>1300.7</b>	<b>4318.3</b>	<b>5090.1</b>	<b>336.4</b>	<b>10747.4</b>	<b>855.6</b>	<b>2233.9</b>

NOTE: DETAIL MAY NOT ADD DUE TO ROUNDING AND SUPPRESSION OF CONFIDENTIAL COMMODITIES.

TABLE 54. FINAL DEMAND MATRIX (AGGREGATION - M), 1979 (MILLIONS OF 1971 DOLLARS) - CONTINUED

NO	COMMODITY AGGREGATION - M	CON HOUSING & COMMISSION	CON OTHER BUSINESS	CON GOVERNMENT	M&E MANU-FACTURING	M&E MINING QUARRYING OIL WELLS	M&E OTHER BUSINESS	M&E GOVERNMENT	INVEN-TORIES
1	GRAINS	..	..	..	..	..	..	..	-79.5
2	LIVE ANIMALS	..	..	..	..	..	..	..	68.0
3	OTHER AGRICULTURAL PRODUCTS	..	..	..	..	..	..	..	0.3
4	FORESTRY PRODUCTS	..	..	..	..	..	..	..	8.9
5	FISH LANDINGS	..	..	..	..	..	..	..	2.4
6	HUNTING & TRAPPING PRODUCTS	..	..	..	..	..	..	..	0.4
7	IRON ORES & CONCENTRATES	..	..	..	..	..	..	..	-15.8
8	OTHER METAL ORES & CONCENTRATES	..	..	..	..	..	..	..	8.3
9	COAL	..	..	..	..	..	..	..	31.7
10	CRUDE MINERAL OILS	..	..	..	..	..	..	..	-5.2
11	NATURAL GAS	..	..	..	..	..	..	..	1.3
12	NON-METALLIC MINERALS	..	..	..	..	..	..	..	15.8
13	SERVICES INCIDENTAL TO MINING	..	..	..	..	..	..	..	..
14	MEAT PRODUCTS	..	..	..	..	..	..	..	0.3
15	DAIRY PRODUCTS	..	..	..	..	..	..	..	3.4
16	FISH PRODUCTS	..	..	..	..	..	..	..	9.6
17	FRUITS & VEGETABLES PREPARATIONS	..	..	..	..	..	..	..	19.3
18	FEEDS	..	..	..	..	..	..	..	5.3
19	FLOUR,WHEAT,MEAL & OTHER CEREALS	..	..	..	..	..	..	..	2.0
20	BREAKFAST CEREAL & BAKERY PROD.	..	..	..	..	..	..	..	4.4
21	SUGAR	..	..	..	..	..	..	..	-6.8
22	MISC. FOOD PRODUCTS	..	..	..	..	..	..	..	19.5
23	SOFT DRINKS	..	..	..	..	..	..	..	1.5
24	ALCOHOLIC BEVERAGES	..	..	..	..	..	..	..	2.9
25	TOBACCO PROCESSED UNMANUFACTURED	..	..	..	..	..	..	..	-7.0
26	CIGARETTES & TOBACCO MFG.	..	..	..	..	..	..	..	5.8
27	TIRES & TUBES	..	..	..	..	..	1.6	..	4.0
28	OTHER RUBBER PRODUCTS	..	..	..	2.5	1.9	7.0	2.5	-2.2
29	PLASTIC FABRICATED PRODUCTS	..	..	..	3.4	..	3.9	..	29.7
30	LEATHER & LEATHER PRODUCTS	..	..	..	..	..	..	..	17.7
31	YARNS & MAN MADE FIBRES	..	..	..	..	..	..	..	28.6
32	FABRICS	..	..	..	..	..	..	..	61.0
33	OTHER TEXTILE PRODUCTS	..	..	..	3.2	..	11.7	1.2	13.5
34	HOSIERY & KNITTED WEAR	..	..	..	..	..	..	..	18.6
35	CLOTHING & ACCESSORIES	..	..	..	..	..	..	..	69.1
36	LUMBER & TIMBER	..	..	..	..	..	..	..	51.8
37	VENEER & PLYWOOD	..	..	..	..	..	..	..	8.7
38	OTHER WOOD FABRICATED MATERIALS	..	..	..	10.2	..	7.6	0.2	19.0
39	FURNITURE & FIXTURES	..	..	..	51.9	2.5	118.6	43.0	24.6
40	PULP	..	..	..	..	..	..	..	-11.9
41	NEWSPRINT & OTHER PAPER STOCK	..	..	..	..	..	..	..	25.7
42	PAPER PRODUCTS	..	..	..	..	..	..	..	5.0
43	PRINTING & PUBLISHING	..	..	..	..	..	..	..	-5.1
44	ADVERTISING,PRINT MEDIA	..	..	..	..	..	..	..	..
45	IRON & STEEL PRODUCTS	..	..	..	..	..	..	..	120.4
46	ALUMINUM PRODUCTS	..	..	..	..	..	..	..	28.3
47	COPPER & COPPER ALLOY PRODUCTS	..	..	..	..	..	..	..	54.5
48	NICKEL PRODUCTS	..	..	..	..	..	..	..	30.3
49	OTHER NON FERROUS METAL PRODUCTS	..	..	..	..	..	-95.0	..	37.2
50	BOILERS, TANKS & PLATES	..	..	..	37.7	0.3	12.8	1.3	8.8
51	FABRICATED STRUCTURAL METAL PROD.	..	..	..	0.4	..	1.1	0.2	31.9
52	OTHER METAL FABRICATED PRODUCTS	..	..	..	104.4	9.2	85.6	18.7	91.1
53	AGRICULTURAL MACHINERY	..	..	..	0.2	..	957.9	4.1	47.7
54	OTHER INDUSTRIAL MACHINERY	..	..	..	1251.7	183.1	1010.7	76.8	130.6
55	MOTOR VEHICLES	61.6	..	..	405.7	71.1	1505.3	98.2	565.0
56	MOTOR VEHICLE PARTS	..	..	..	21.9	2.0	59.4	2.6	113.1
57	OTHER TRANSPORT EQUIPMENT	..	..	..	20.3	47.6	592.0	43.3	129.6
58	APPLIANCES & RECEIVERS,HOUSEHOLD	..	..	..	6.1	0.4	186.4	7.9	52.4
59	OTHER ELECTRICAL PRODUCTS	..	..	..	109.8	22.4	1286.9	30.2	176.7
60	CEMENT & CONCRETE PRODUCTS	..	..	..	..	..	..	..	22.8
61	OTHER NON-METALLIC MINERAL PROD.	..	..	..	30.9	..	1.1	0.2	34.0
62	CASOLINE & FUEL OIL	..	..	..	..	..	..	..	-32.6
63	OTHER PETROLEUM & COAL PROD.	..	..	..	..	..	..	..	-5.2
64	INDUSTRIAL CHEMICALS	..	..	..	..	..	52.4	..	85.9
65	FERTILIZERS	..	..	..	..	..	..	..	-25.0
66	PHARMACEUTICALS	..	..	..	..	..	..	..	-0.9
67	OTHER CHEMICAL PRODUCTS	..	..	..	..	..	..	..	48.7
68	SCIENTIFIC EQUIPMENT	..	..	..	49.3	13.6	127.1	73.7	-1.7
69	OTHER MANUFACTURED PRODUCTS	..	..	..	0.8	..	42.7	3.7	35.0
70	RESIDENTIAL CONSTRUCTION	4930.2	..	15.9	..	..	..	..	..
71	NON-RESIDENTIAL CONSTRUCTION	..	5895.6	3116.1	..	..	..	..	..
72	REPAIR CONSTRUCTION	..	..	..	..	..	..	..	..
73	PIPELINE TRANSPORTATION	..	..	..	..	..	..	..	..
74	TRANSPORTATION & STORAGE	..	..	..	..	..	..	..	..
75	RADIO & TELEVISION BROADCASTING	..	..	..	..	..	..	..	..
76	TELEPHONE & TELEGRAPH	..	..	..	..	..	..	..	..
77	POSTAL SERVICES	..	..	..	..	..	..	..	..
78	ELECTRIC POWER	..	..	..	..	..	..	..	..
79	OTHER UTILITIES	..	..	..	..	..	..	..	..
80	WHOLESALE MARGINS	6.2	..	..	464.7	67.4	722.0	56.8	..
81	RETAIL MARGINS	7.9	..	..	36.6	6.5	216.4	7.4	..
82	IMPUTED RENT OWNER OCPD, DWEL	..	..	..	..	..	..	..	..
83	OTHER FINANCE,INS,REAL ESTATE	1102.0	..	..	..	..	..	..	..
84	BUSINESS SERVICES	..	..	..	..	..	..	..	..
85	EDUCATION SERVICES	..	..	..	..	..	..	..	..
86	HEALTH SERVICES	..	..	..	..	..	..	..	..
87	AMUSEMENT & RECREATION SERVICES	..	..	..	..	..	..	..	..
88	ACCOMMODATION & FOOD SERVICES	..	..	..	..	..	..	..	..
89	OTHER PERSONAL & MISC. SERVICES	..	..	..	..	..	..	..	..
90	TRANSPORTATION MARGINS	1.1	..	..	60.6	9.5	121.4	10.0	..
91	OPERATING, OFFICE, LAB & FOOD	..	..	..	..	..	..	..	..
92	TRAVEL, ADVERTISING & PROMOTION	..	..	..	..	..	..	..	..
93	NON-COMPETING IMPORTS	..	..	..	..	..	..	..	..
94	UNALLOCATED IMPORTS & EXPORTS	..	..	..	..	..	..	..	-4.1
95	INDIRECT TAXES	5.3	..	..	234.0	23.7	739.0	34.8	..
96	SUBSIDIES	..	..	..	..	..	..	..	..
97	WAGES & SALARIES	..	..	..	..	..	..	..	..
98	SUPPLEMENTARY LABOUR INCOME	..	..	..	..	..	..	..	..
99	NET INCOME,UNINC. BUSINESS	..	..	..	..	..	..	..	..
100	OTHER OPERATING SURPLUS	..	..	..	..	..	..	..	..
	TOTAL	6114.3	5895.6	3131.9	2906.1	461.2	7775.8	516.8	2227.3

NOTE: DETAIL MAY NOT ADD DUE TO ROUNDING AND SUPPRESSION OF CONFIDENTIAL COMMODITIES.

TABLE 54. FINAL DEMAND MATRIX (AGGREGATION - M), 1979 (MILLIONS OF 1971 DOLLARS) - CONCLUDED

NO.	COMMODITY AGGREGATION - M	DOMESTIC EXPORTS	RE-EXPORTS	IMPORTS	GOVT GROSS CURRENT EXPEND.	GOVT SALE OF GOODS & SERVICES	FINAL EXPEND ON GDP
1	GRAINS	800.0	0.3	-70.7	--	-0.1	650.0
2	LIVE ANIMALS	100.7	0.1	-33.2	--	-1.9	228.6
3	OTHER AGRICULTURAL PRODUCTS	367.2	1.9	-411.4	17.1	-7.7	622.9
4	FORESTRY PRODUCTS	36.6	--	-54.5	--	-2.8	25.2
5	FISH LANDINGS	28.7	0.2	-10.0	--	-0.6	29.6
6	HUNTING & TRAPPING PRODUCTS	17.9	0.5	-25.3	--	--	-6.6
7	IRON ORES & CONCENTRATES	483.8	--	-107.5	--	--	360.5
8	OTHER METAL ORES & CONCENTRATES	733.6	0.7	-302.5	--	--	440.2
9	COAL	160.5	--	-268.4	1.8	-30.1	-102.7
10	CRUDE MINERAL OILS	294.0	--	-633.5	--	--	-344.8
11	NATURAL GAS	157.3	--	-0.1	14.1	-1.9	237.5
12	NON-METALLIC MINERALS	286.7	2.4	-128.6	38.4	-1.0	224.8
13	SERVICES INCIDENTAL TO MINING	--	--	--	--	-0.4	-0.4
14	MEAT PRODUCTS	240.5	1.0	-177.5	0.2	-0.8	2084.0
15	DAIRY PRODUCTS	63.9	0.1	-35.6	--	--	1215.8
16	FISH PRODUCTS	361.1	1.2	-100.0	--	--	374.6
17	FRUITS & VEGETABLES PREPARATIONS	70.0	2.0	-263.5	--	--	604.5
18	FEEDS	81.3	0.1	-81.6	--	-1.5	142.0
19	FLOUR,WHEAT,MEAL & OTHER CEREALS	53.4	0.1	-16.4	--	--	73.6
20	BREAKFAST CEREAL & BAKERY PROD.	20.7	--	-24.5	--	--	652.5
21	SUGAR	27.9	--	-0.3	--	--	62.7
22	MISC FOOD PRODUCTS	86.5	11.1	-284.9	--	--	812.4
23	SOFT DRINKS	1.3	--	-2.7	--	--	302.1
24	ALCOHOLIC BEVERAGES	253.1	0.1	-244.2	--	--	980.0
25	TOBACCO PROCESSED UNMANUFACTURED	66.4	0.2	-6.0	--	--	53.8
26	CIGARETTES & TOBACCO MFG	7.5	0.1	-14.4	--	--	475.1
27	TIRES & TUBES	135.9	2.8	-164.7	--	--	159.3
28	OTHER RUBBER PRODUCTS	23.4	1.0	-105.0	--	--	26.5
29	PLASTIC FABRICATED PRODUCTS	71.6	3.0	-294.8	--	--	-75.9
30	LEATHER & LEATHER PRODUCTS	30.9	2.0	-246.5	0.2	--	315.0
31	YARNS & MAN MADE FIBRES	63.0	2.1	-292.7	--	--	-161.2
32	FABRICS	47.3	7.5	-510.2	0.3	--	-217.6
33	OTHER TEXTILE PRODUCTS	81.3	2.9	-258.8	23.8	--	418.3
34	HOSIERY & KNITTED WEAR	3.5	0.9	-217.8	0.7	--	565.4
35	CLOTHING & ACCESSORIES	65.8	4.3	-401.8	21.1	-1.9	1652.7
36	LUMBER & TIMBER	1337.3	0.6	-99.4	--	-9.0	1312.0
37	VENEER & PLYWOOD	87.8	0.1	-41.6	--	--	78.1
38	OTHER WOOD FABRICATED MATERIALS	200.6	1.0	-87.0	--	--	183.1
39	FURNITURE & FIXTURES	88.4	1.9	-155.5	4.9	-1.6	987.5
40	PULP	1037.2	--	-36.0	--	--	989.3
41	NEWSPRINT & OTHER PAPER STOCK	1438.8	0.6	-125.5	--	--	1341.9
42	PAPER PRODUCTS	84.8	3.1	-259.2	--	--	194.6
43	PRINTING & PUBLISHING	82.8	7.7	-459.4	93.7	-25.1	461.9
44	ADVERTISING,PRINT MEDIA	--	--	--	--	-0.1	-0.1
45	IRON & STEEL PRODUCTS	498.4	9.4	-589.9	--	--	38.3
46	ALUMINUM PRODUCTS	348.8	0.7	-138.9	--	--	236.8
47	COPPER & COPPER ALLOY PRODUCTS	294.9	0.7	-94.5	--	--	255.4
48	NICKEL PRODUCTS	378.2	2.4	-41.1	--	--	369.8
49	OTHER NON FERROUS METAL PRODUCTS	375.3	4.1	-264.0	--	-1.9	57.1
50	BOILERS, TANKS & PLATES	28.4	0.6	-34.8	--	--	55.1
51	FABRICATED STRUCTURAL METAL PROD.	151.2	1.7	-82.6	--	--	106.7
52	OTHER METAL FABRICATED PRODUCTS	339.3	18.2	-1025.4	38.1	--	-64.4
53	AGRICULTURAL MACHINERY	393.8	21.8	-1010.3	--	--	454.6
54	OTHER INDUSTRIAL MACHINERY	1243.8	211.2	-3565.2	22.8	-2.0	686.5
55	MOTOR VEHICLES	3755.1	34.2	-3836.3	73.9	-0.8	6259.3
56	MOTOR VEHICLE PARTS	2224.6	60.0	-3753.9	--	-0.4	-1044.2
57	OTHER TRANSPORT EQUIPMENT	878.7	71.2	-1044.5	227.0	-23.7	1107.9
58	APPLIANCES & RECEIVERS,HOUSEHOLD	154.2	5.2	-1096.5	--	--	773.6
59	OTHER ELECTRICAL PRODUCTS	705.0	70.7	-1680.4	43.3	--	977.1
60	CEMENT & CONCRETE PRODUCTS	73.7	0.1	-11.1	--	--	92.4
61	OTHER NON-METALLIC MINERAL PROD.	131.6	2.2	-434.8	--	--	-93.5
62	GASOLINE & FUEL OIL	145.1	1.3	-46.3	140.6	-2.1	1181.9
63	OTHER PETROLEUM & COAL PROD.	241.7	0.3	-77.5	4.3	-0.3	224.1
64	INDUSTRIAL CHEMICALS	--	7.3	-872.2	22.0	-51.3	-167.9
65	FERTILIZERS	--	--	-32.5	--	--	210.0
66	PHARMACEUTICALS	40.0	8.2	-215.2	156.6	-1.2	399.0
67	OTHER CHEMICAL PRODUCTS	119.9	4.1	-613.1	63.5	--	402.5
68	SCIENTIFIC EQUIPMENT	186.1	47.7	-1052.9	112.9	-10.3	4.4
69	OTHER MANUFACTURED PRODUCTS	212.0	14.6	-747.0	1.7	-2.6	508.5
70	RESIDENTIAL CONSTRUCTION	--	--	--	--	--	4946.1
71	NON-RESIDENTIAL CONSTRUCTION	--	--	--	34.1	--	12135.2
72	REPAIR CONSTRUCTION	--	--	--	594.4	--	625.3
73	PIPELINE TRANSPORTATION	211.8	--	-108.2	14.8	--	218.7
74	TRANSPORTATION & STORAGE	656.9	--	-172.9	399.8	-61.9	2592.9
75	RADIO & TELEVISION BROADCASTING	8.2	--	-13.0	--	--	168.3
76	TELEPHONE & TELEGRAPH	60.7	--	-59.9	322.7	-10.7	1982.8
77	POSTAL SERVICES	10.0	--	-5.9	69.1	--	185.6
78	ELECTRIC POWER	231.3	--	-1.6	267.2	-13.9	1828.8
79	OTHER UTILITIES	0.4	--	-1.0	123.7	-492.3	417.7
80	WHOLESALE MARGINS	985.9	--	-135.2	101.6	-9.3	5016.9
81	RETAIL MARGINS	--	--	--	55.8	--	8958.4
82	IMPUTED RENT OWNER OCPD. DWEL.	--	--	--	--	--	7707.3
83	OTHER FINANCE,INS,REAL ESTATE	149.3	--	-558.3	582.2	-392.7	9492.1
84	BUSINESS SERVICES	490.7	--	-1037.6	1467.2	-175.8	1148.2
85	EDUCATION SERVICES	25.8	--	-13.6	245.9	-357.1	346.1
86	HEALTH SERVICES	0.2	--	-0.4	1980.0	-289.4	2764.1
87	AMUSEMENT & RECREATION SERVICES	1.7	--	-12.7	32.0	-274.6	1023.5
88	ACCOMMODATION & FOOD SERVICES	--	--	--	13.5	-66.0	4813.1
89	OTHER PERSONAL & MISC. SERVICES	66.4	--	-77.8	592.6	-469.6	2471.6
90	TRANSPORTATION MARGINS	1482.3	3.5	--	38.8	--	2475.0
91	OPERATING, OFFICE, LAB & FOOD	--	--	--	1214.4	--	1428.1
92	TRAVEL, ADVERTISING & PROMOTION	--	--	--	608.0	--	740.0
93	NON-COMPETING IMPORTS	--	0.1	-403.5	--	--	-296.3
94	UNALLOCATED IMPORTS & EXPORTS	2018.5	6.7	-2602.1	--	--	-240.5
95	INDIRECT TAXES	13.7	--	1780.2	146.9	--	10024.8
96	SUBSIDIES	--	--	--	--	--	--
97	WAGES & SALARIES	--	--	--	12590.0	--	14913.9
98	SUPPLEMENTARY LABOUR INCOME	--	--	--	1483.8	--	1643.1
99	NET INCOME,UNINC. BUSINESS	--	--	--	--	--	--
100	OTHER OPERATING SURPLUS	--	--	--	1957.1	--	2148.2
	<b>TOTAL</b>	<b>29858.7</b>	<b>672.1</b>	<b>-32824.5</b>	<b>26060.4</b>	<b>-2796.4</b>	<b>133136.6</b>

NOTE: DETAIL MAY NOT ADD DUE TO ROUNDING AND SUPPRESSION OF CONFIDENTIAL COMMODITIES.

TABLE 55. MAKE (OUTPUT) MATRIX (AGGREGATION - S), 1980 (MILLIONS OF 1971 DOLLARS)

NO.	COMMODITY AGGREGATION - S	AGRICUL- TURE	FORES- TRY	FISHING, HUNTING & TRAPPING	MINES QUARRIES & OIL WELLS	MANUFAC- TURING	CONSTRUC- TION
1	GRAINS	1292.1	--	--	--	0.5	--
2	OTHER AGRICULTURAL PRODUCTS	4411.7	15.8	--	--	7.1	--
3	FORESTRY PRODUCTS	37.1	1743.4	--	--	45.4	--
4	FISHING & TRAPPING PRODUCTS	--	--	256.1	--	--	--
5	METALLIC ORES & CONCENTRATES	--	--	--	2193.8	116.0	--
6	MINERALS FUELS	--	--	--	2176.9	12.5	--
7	NON-METALLIC MINERALS	--	--	--	498.8	38.6	--
8	SERVICES INCIDENTAL TO MINING	--	--	--	1471.6	--	--
9	MEAT,FISH & DAIRY PRODUCTS	75.6	--	1.8	--	5446.8	--
10	FRUIT,VEG.,FEED,MISC.FOOD PROD.	14.1	--	--	--	4412.8	--
11	BEVERAGES	--	--	--	--	1409.2	--
12	TOBACCO & TOBACCO PRODUCTS	--	--	--	--	606.6	--
13	RUBBER,LEATHER,PLASTIC FAB.PRO	--	--	--	--	2043.6	--
14	TEXTILE PRODUCTS	--	--	--	--	2191.1	--
15	KNITTED PRODUCTS & CLOTHING	--	--	--	--	2333.4	--
16	LUMBER,SAWMILL,OTHER WOOD PROD	--	15.7	--	--	3459.4	--
17	FURNITURE & FIXTURES	--	--	--	--	1035.7	--
18	PAPER & PAPER PRODUCTS	--	--	--	--	5383.4	--
19	PRINTING & PUBLISHING	--	--	--	--	2688.1	--
20	PRIMARY METAL PRODUCTS	--	--	--	0.5	5765.5	--
21	METAL FABRICATED PRODUCTS	--	--	--	--	4300.7	--
22	MACHINERY & EQUIPMENT	--	0.1	--	28.3	3757.1	--
23	AUTOS,TRUCKS,OTHER TRANSP. EQP.	--	--	--	--	9258.4	--
24	ELEC. & COMMUNICATIONS PROD.	--	--	--	5.7	4247.8	--
25	NON-METALLIC MINERAL PRODUCTS	--	--	--	5.9	1856.5	--
26	PETROLEUM & COAL PRODUCTS	--	--	--	148.5	3286.1	--
27	CHEMICALS,CHEMICAL PROD.	--	--	--	279.3	4611.8	--
28	MISC. MANUFACTURED PRODUCTS	--	--	--	--	1606.7	--
29	RESIDENTIAL CONSTRUCTION	--	--	--	--	--	4526.3
30	NON-RESIDENTIAL CONSTRUCTION	--	--	--	--	--	13107.6
31	REPAIR CONSTRUCTION	--	--	--	--	--	3664.8
32	TRANSPORTATION & STORAGE	--	2.1	--	--	--	--
33	COMMUNICATION SERVICES	--	--	--	--	--	--
34	OTHER UTILITIES	--	--	--	2.2	34.6	--
35	WHOLESALE MARGINS	--	1.9	--	0.7	1637.8	--
36	RETAIL MARGINS	--	--	--	--	--	--
37	IMPUTED RENT OWNER OCPD. DWEL	--	--	--	--	--	--
38	OTHER FINANCE,INS.,REAL ESTATE	15.3	2.2	--	112.7	69.0	117.0
39	BUSINESS SERVICES	--	--	--	1.5	93.5	--
40	PERSONAL & OTHER MISC. SERVICE	--	40.9	2.8	21.9	282.1	69.4
41	TRANSPORTATION MARGINS	--	--	--	--	--	--
42	OPERATING,OFFICE,LAB & FOOD	--	--	--	--	--	--
43	TRAVEL, ADVERTISING, PROMOTION	--	--	--	--	--	--
	TOTAL	5846.0	1822.1	260.7	6948.3	72037.6	21485.1

NOTE: DETAIL MAY NOT ADD DUE TO ROUNDING.

TABLE 55. MAKE (OUTPUT) MATRIX (AGGREGATION - S), 1980 (MILLIONS OF 1971 DOLLARS) - CONTINUED

NO.	COMMODITY AGGREGATION - S	TRANS. & STORAGE	COMMUNI- CATION	ELEC POWER GAS,OTHER UTILITIES	WHOLESALE TRADE	RETAIL TRADE	FINANCE, INS. & REAL EST.
1	GRAINS	--	--	--	--	--	--
2	OTHER AGRICULTURAL PRODUCTS	--	--	--	--	3.8	--
3	FORESTRY PRODUCTS	--	--	3.7	2.8	--	--
4	FISHING & TRAPPING PRODUCTS	--	--	--	--	--	--
5	METALLIC ORES & CONCENTRATES	--	--	--	--	--	--
6	MINERALS FUELS	--	--	--	0.9	--	--
7	NON-METALLIC MINERALS	--	--	--	3.4	--	--
8	SERVICES INCIDENTAL TO MINING	--	--	--	--	--	--
9	MEAT,FISH & DAIRY PRODUCTS	--	--	--	1.1	192.3	--
10	FRUIT,VEG.,FEED,MISC.FOOD PROD.	--	--	--	33.1	6.0	--
11	BEVERAGES	--	--	--	0.7	--	--
12	TOBACCO & TOBACCO PRODUCTS	--	--	--	--	--	--
13	RUBBER,LEATHER,PLASTIC FAB.PRO	--	--	--	4.5	--	--
14	TEXTILE PRODUCTS	--	--	--	2.7	2.8	--
15	KNITTED PRODUCTS & CLOTHING	--	--	--	5.2	0.4	--
16	LUMBER,SAWMILL,OTHER WOOD PROD	--	--	--	23.8	--	--
17	FURNITURE & FIXTURES	--	--	--	1.1	--	--
18	PAPER & PAPER PRODUCTS	--	--	--	12.4	--	--
19	PRINTING & PUBLISHING	--	--	--	1.6	--	--
20	PRIMARY METAL PRODUCTS	--	--	--	4.0	--	--
21	METAL FABRICATED PRODUCTS	--	--	--	13.1	--	--
22	MACHINERY & EQUIPMENT	--	--	--	41.2	--	--
23	AUTOS,TRUCKS,OTHER TRANSP. EQP.	190.3	--	--	13.8	--	--
24	ELEC. & COMMUNICATIONS PROD.	--	212.8	--	46.3	--	--
25	NON-METALLIC MINERAL PRODUCTS	--	--	--	4.1	--	--
26	PETROLEUM & COAL PRODUCTS	7.5	--	0.1	2.3	--	--
27	CHEMICALS,CHEMICAL PROD.	--	--	--	27.7	--	--
28	MISC. MANUFACTURED PRODUCTS	--	--	--	20.1	--	--
29	RESIDENTIAL CONSTRUCTION	--	--	--	--	--	--
30	NON-RESIDENTIAL CONSTRUCTION	--	--	--	--	--	--
31	REPAIR CONSTRUCTION	--	--	--	--	--	--
32	TRANSPORTATION & STORAGE	11263.7	--	12.4	--	7.9	0.2
33	COMMUNICATION SERVICES	--	5998.7	--	--	--	--
34	OTHER UTILITIES	--	--	4235.0	--	--	--
35	WHOLESALE MARGINS	11.9	--	--	7474.7	--	--
36	RETAIL MARGINS	13.5	--	39.8	--	9423.5	--
37	IMPUTED RENT OWNER OCPD. DWEL	--	--	--	--	--	8028.3
38	OTHER FINANCE,INS.,REAL ESTATE	46.7	5.5	10.3	43.6	92.6	17346.2
39	BUSINESS SERVICES	27.5	48.2	21.1	72.1	3.4	87.7
40	PERSONAL & OTHER MISC. SERVICE	108.0	30.8	63.2	733.8	1740.5	448.7
41	TRANSPORTATION MARGINS	--	--	--	--	--	--
42	OPERATING,OFFICE,LAB & FOOD	--	--	--	--	--	--
43	TRAVEL, ADVERTISING, PROMOTION	--	--	--	--	--	--
	TOTAL	11669.2	6296.0	4385.6	8590.1	11473.2	25911.1

NOTE: DETAIL MAY NOT ADD DUE TO ROUNDING.



TABLE 55. MAKE (OUTPUT) MATRIX (AGGREGATION - S), 1980 (MILLIONS OF 1971 DOLLARS) - CONCLUDED

NO.	COMMODITY AGGREGATION - S	BUSINESS & PERSONAL SERVICES	TRANS. MARGINS	OPERATING OFFICE SUPPLIES	TRAVEL, PROMOTION, ADVTG.	TOTAL INDUSTRIES
1	GRAINS	--	--	--	--	1292.6
2	OTHER AGRICULTURAL PRODUCTS	--	--	--	--	4438.5
3	FORESTRY PRODUCTS	--	--	--	--	1832.4
4	FISHING & TRAPPING PRODUCTS	--	--	--	--	256.1
5	METALLIC ORES & CONCENTRATES	--	--	--	--	2309.8
6	MINERALS FUELS	--	--	--	--	2190.2
7	NON-METALLIC MINERALS	--	--	--	--	540.9
8	SERVICES INCIDENTAL TO MINING	--	--	--	--	1471.6
9	MEAT,FISH & DAIRY PRODUCTS	--	--	--	--	5717.5
10	FRUIT,VEG,FEED,MISC.FOOD PROD.	--	--	--	--	4466.0
11	BEVERAGES	--	--	--	--	1409.9
12	TOBACCO & TOBACCO PRODUCTS	--	--	--	--	606.6
13	RUBBER,LEATHER,PLASTIC FAB.PRO.	--	--	--	--	2048.1
14	TEXTILE PRODUCTS	--	--	--	--	2196.6
15	KNITTED PRODUCTS & CLOTHING	--	--	--	--	2339.1
16	LUMBER,SAWMILL,OTHER WOOD PROD.	--	--	--	--	3498.9
17	FURNITURE & FIXTURES	--	--	--	--	1036.8
18	PAPER & PAPER PRODUCTS	--	--	--	--	5395.8
19	PRINTING & PUBLISHING	--	--	--	--	2689.7
20	PRIMARY METAL PRODUCTS	--	--	--	--	5770.0
21	METAL FABRICATED PRODUCTS	--	--	--	--	4313.8
22	MACHINERY & EQUIPMENT	--	--	--	--	3826.7
23	AUTOS,TRUCKS,OTHER TRANSP. EQP.	--	--	--	--	9462.5
24	ELEC. & COMMUNICATIONS PROD.	--	--	--	--	4512.6
25	NON-METALLIC MINERAL PRODUCTS	--	--	--	--	1866.5
26	PETROLEUM & COAL PRODUCTS	--	--	--	--	3444.5
27	CHEMICALS,CHEMICAL PROD.	--	--	--	--	4918.8
28	MISC. MANUFACTURED PRODUCTS	--	--	--	--	1626.8
29	RESIDENTIAL CONSTRUCTION	--	--	--	--	4526.3
30	NON-RESIDENTIAL CONSTRUCTION	--	--	--	--	13107.6
31	REPAIR CONSTRUCTION	--	--	--	--	3664.8
32	TRANSPORTATION & STORAGE	0.1	--	--	--	11286.4
33	COMMUNICATION SERVICES	--	--	--	--	5998.7
34	OTHER UTILITIES	10.5	--	--	--	4282.4
35	WHOLESALE MARGINS	102.5	--	--	--	9229.4
36	RETAIL MARGINS	92.1	--	--	--	9568.9
37	IMPUTED RENT OWNER OCPD. DWEL.	--	--	--	--	8028.3
38	OTHER FINANCE,INS.,REAL ESTATE	97.1	--	--	--	17958.2
39	BUSINESS SERVICES	6864.7	--	--	--	7219.8
40	PERSONAL & OTHER MISC. SERVICE	12935.4	--	--	--	16477.4
41	TRANSPORTATION MARGINS	--	4694.1	--	--	4694.1
42	OPERATING,OFFICE,LAB & FOOD	--	--	7944.8	--	7944.8
43	TRAVEL, ADVERTISING, PROMOTION	--	--	--	4849.3	4849.3
	TOTAL	20102.3	4694.1	7944.8	4849.3	214315.6

NOTE: DETAIL MAY NOT ADD DUE TO ROUNDING.

TABLE 56. USE (INPUT) MATRIX (AGGREGATION - S), 1980 (MILLIONS OF 1971 DOLLARS)

NO.	COMMODITY AGGREGATION - S	AGRICUL- TURE	FORES- TRY	FISHING, HUNTING & TRAPPING	MINES QUARRIES & OIL WELLS	MANUFAC- TURING	CONSTRUC- TION
1	GRAINS	38.4	--	--	--	408.3	--
2	OTHER AGRICULTURAL PRODUCTS	370.9	--	--	--	3024.5	10.5
3	FORESTRY PRODUCTS	0.5	232.9	--	--	1551.4	9.5
4	FISHING & TRAPPING PRODUCTS	--	--	2.8	--	221.5	--
5	METALLIC ORES & CONCENTRATES	--	--	--	12.4	1611.9	--
6	MINERALS FUELS	2.0	--	0.1	9.0	2203.8	1.3
7	NON-METALLIC MINERALS	6.8	--	0.7	29.6	247.3	72.0
8	SERVICES INCIDENTAL TO MINING	--	--	--	492.4	--	979.5
9	MEAT,FISH & DAIRY PRODUCTS	3.7	--	--	--	1072.6	--
10	FRUIT,VEG,FEED,MISC.FOOD PROD.	711.6	--	--	--	1077.3	--
11	BEVERAGES	--	--	--	--	85.4	--
12	TOBACCO & TOBACCO PRODUCTS	--	--	--	--	113.1	--
13	RUBBER,LEATHER,PLASTIC FAB.PRO.	20.9	--	--	3.7	853.0	297.9
14	TEXTILE PRODUCTS	9.3	2.9	9.5	1.7	1799.5	150.9
15	KNITTED PRODUCTS & CLOTHING	--	--	--	--	166.3	--
16	LUMBER,SAWMILL,OTHER WOOD PROD.	3.5	--	4.2	1.6	908.2	902.1
17	FURNITURE & FIXTURES	--	--	--	--	44.2	17.8
18	PAPER & PAPER PRODUCTS	5.1	--	--	9.3	2049.0	142.7
19	PRINTING & PUBLISHING	--	--	--	0.3	283.3	--
20	PRIMARY METAL PRODUCTS	--	--	--	110.0	3829.4	603.3
21	METAL FABRICATED PRODUCTS	30.4	11.8	1.0	9.3	1834.9	1913.2
22	MACHINERY & EQUIPMENT	53.3	9.6	3.0	106.7	1046.2	223.7
23	AUTOS,TRUCKS,OTHER TRANSP. EQP.	1.5	3.2	14.5	6.4	3341.6	35.7
24	ELEC. & COMMUNICATIONS PROD.	--	--	5.7	13.7	1426.1	813.3
25	NON-METALLIC MINERAL PRODUCTS	3.3	0.1	0.4	22.7	704.3	1130.9
26	PETROLEUM & COAL PRODUCTS	207.7	32.7	12.3	114.1	533.1	206.3
27	CHEMICALS,CHEMICAL PROD.	393.0	1.9	0.4	111.7	2761.1	231.4
28	MISC. MANUFACTURED PRODUCTS	--	--	4.5	--	481.8	128.6
29	RESIDENTIAL CONSTRUCTION	--	--	--	--	--	--
30	NON-RESIDENTIAL CONSTRUCTION	--	--	--	--	--	--
31	REPAIR CONSTRUCTION	114.3	36.8	3.3	329.2	315.3	10.1
32	TRANSPORTATION & STORAGE	23.9	215.6	2.3	103.9	612.7	183.0
33	COMMUNICATION SERVICES	48.8	5.0	0.6	36.3	541.5	66.9
34	OTHER UTILITIES	112.6	1.5	0.4	182.6	917.4	13.2
35	WHOLESALE MARGINS	181.8	10.8	6.4	91.1	1569.9	887.2
36	RETAIL MARGINS	38.3	1.0	1.2	4.5	10.2	117.4
37	IMPUTED RENT OWNER OCPD. DWEL.	--	--	--	--	--	--
38	OTHER FINANCE,INS.,REAL ESTATE	383.4	129.9	3.9	610.3	1260.4	353.1
39	BUSINESS SERVICES	18.5	10.0	0.6	430.9	1267.8	942.6
40	PERSONAL & OTHER MISC. SERVICE	19.6	66.3	4.4	67.1	341.9	399.9
41	TRANSPORTATION MARGINS	81.7	3.7	2.9	47.5	1423.6	336.3
42	OPERATING,OFFICE,LAB & FOOD	205.8	220.6	10.3	823.8	2351.5	321.0
43	TRAVEL, ADVERTISING, PROMOTION	0.3	5.5	--	69.6	1601.9	105.9
44	NON-COMPETING IMPORTS	--	--	--	--	245.9	--
45	UNALLOCATED IMPORTS & EXPORTS	--	--	--	--	--	--
46	NET INDIRECT TAXES	87.3	42.5	5.9	223.6	595.8	1157.5
	GDP AT FACTOR COST	2668.0	777.7	159.4	2873.3	25502.9	8720.3
	TOTAL	5846.0	1822.1	260.7	6948.3	72037.6	21485.1

NOTE: DETAIL MAY NOT ADD DUE TO ROUNDING.

TABLE 56. USE (INPUT) MATRIX (AGGREGATION - S), 1980 (MILLIONS OF 1971 DOLLARS) - CONTINUED

NO.	COMMODITY AGGREGATION - S	TRANS. & STORAGE	COMMUNICATION	ELEC POWER GAS, OTHER UTILITIES	WHOLESALE TRADE	RETAIL TRADE	FINANCE, INS. & REAL EST.
1	GRAINS	--	--	--	7.8	--	--
2	OTHER AGRICULTURAL PRODUCTS	3.4	--	--	0.8	176.7	--
3	FORESTRY PRODUCTS	--	--	--	6.9	--	--
4	FISHING & TRAPPING PRODUCTS	--	--	--	--	--	--
5	METALLIC ORES & CONCENTRATES	--	--	15.1	0.3	--	--
6	MINERALS FUELS	24.4	--	171.2	4.7	13.9	12.4
7	NON-METALLIC MINERALS	2.8	--	--	0.3	--	--
8	SERVICES INCIDENTAL TO MINING	--	--	--	--	--	--
9	MEAT, FISH & DAIRY PRODUCTS	--	--	--	0.7	2.2	--
10	FRUIT, VEG. FEED, MISC. FOOD PROD.	0.9	--	--	11.6	--	--
11	BEVERAGES	--	--	--	--	--	--
12	TOBACCO & TOBACCO PRODUCTS	--	--	--	--	--	--
13	RUBBER, LEATHER, PLASTIC FAB. PRO.	82.7	0.2	--	29.5	24.1	--
14	TEXTILE PRODUCTS	8.1	1.4	--	6.1	1.9	--
15	KNITTED PRODUCTS & CLOTHING	--	--	--	--	12.4	--
16	LUMBER, SAWMILL, OTHER WOOD PROD.	--	--	--	24.5	4.0	--
17	FURNITURE & FIXTURES	--	--	--	--	--	--
18	PAPER & PAPER PRODUCTS	7.0	--	--	72.8	172.8	--
19	PRINTING & PUBLISHING	6.2	21.3	1.5	12.4	12.3	57.9
20	PRIMARY METAL PRODUCTS	13.7	--	--	9.3	--	--
21	METAL FABRICATED PRODUCTS	8.9	--	--	45.9	17.0	--
22	MACHINERY & EQUIPMENT	2.8	--	--	11.2	--	--
23	AUTOS, TRUCKS, OTHER TRANSP. EQP.	406.5	--	--	1.8	--	--
24	ELEC. & COMMUNICATIONS PROD.	26.9	130.3	--	13.1	--	--
25	NON-METALLIC MINERAL PRODUCTS	10.0	--	--	5.0	2.1	--
26	PETROLEUM & COAL PRODUCTS	437.4	12.4	70.5	113.7	85.3	39.9
27	CHEMICALS, CHEMICAL PROD.	10.0	1.1	--	18.9	10.4	--
28	MISC. MANUFACTURED PRODUCTS	8.5	9.7	--	4.9	4.8	--
29	RESIDENTIAL CONSTRUCTION	--	--	--	--	--	--
30	NON-RESIDENTIAL CONSTRUCTION	--	--	--	--	--	--
31	REPAIR CONSTRUCTION	301.8	87.2	134.1	14.5	44.9	1585.3
32	TRANSPORTATION & STORAGE	1225.9	75.0	11.1	221.7	126.9	--
33	COMMUNICATION SERVICES	296.4	185.3	18.3	329.6	320.3	588.8
34	OTHER UTILITIES	66.5	16.5	18.5	77.3	264.0	149.4
35	WHOLESALE MARGINS	155.1	15.1	9.6	137.1	36.4	11.5
36	RETAIL MARGINS	11.4	26.2	0.5	7.4	10.1	5.2
37	IMPUTED RENT OWNER OCCPD. DWEL.	--	--	--	--	--	--
38	OTHER FINANCE, INS., REAL ESTATE	357.5	77.6	100.9	549.3	1066.0	2113.5
39	BUSINESS SERVICES	201.0	109.7	49.1	358.2	273.0	1144.9
40	PERSONAL & OTHER MISC. SERVICE	367.3	146.1	21.2	95.9	81.2	144.1
41	TRANSPORTATION MARGINS	38.9	3.3	26.5	18.4	14.0	4.0
42	OPERATING, OFFICE, LAB & FOOD	358.9	101.2	60.8	184.5	230.0	707.5
43	TRAVEL, ADVERTISING, PROMOTION	165.8	61.8	20.4	502.4	503.9	523.8
44	NON-COMPETING IMPORTS	--	--	--	--	4.6	--
45	UNALLOCATED IMPORTS & EXPORTS	--	--	--	--	--	--
46	NET INDIRECT TAXES	493.7	-181.6	109.3	133.4	368.6	4117.6
	GDP AT FACTOR COST	6568.8	5396.1	3547.1	5558.5	7589.6	14686.6
	<b>TOTAL</b>	<b>11669.2</b>	<b>6296.0</b>	<b>4385.6</b>	<b>8590.1</b>	<b>11473.2</b>	<b>25911.1</b>

NOTE: DETAIL MAY NOT ADD DUE TO ROUNDING.

TABLE 56. USE (INPUT) MATRIX (AGGREGATION - S), 1980 (MILLIONS OF 1971 DOLLARS) - CONCLUDED

NO.	COMMODITY AGGREGATION - S	BUSINESS & PERSONAL SERVICES	TRANS. MARGINS	OPERATING OFFICE SUPPLIES	TRAVEL, PROMOTION, ADVTG.	TOTAL INDUSTRIES
1	GRAINS	--	--	--	--	454.4
2	OTHER AGRICULTURAL PRODUCTS	77.3	--	44.2	--	3708.2
3	FORESTRY PRODUCTS	--	--	--	--	1801.1
4	FISHING & TRAPPING PRODUCTS	5.5	--	1.8	--	231.6
5	METALLIC ORES & CONCENTRATES	0.4	--	--	--	1640.1
6	MINERALS FUELS	4.8	--	--	--	2447.5
7	NON-METALLIC MINERALS	1.0	--	0.3	--	360.7
8	SERVICES INCIDENTAL TO MINING	--	--	--	--	1471.9
9	MEAT, FISH & DAIRY PRODUCTS	703.3	--	174.4	--	1956.8
10	FRUIT, VEG. FEED, MISC. FOOD PROD.	229.1	--	103.3	--	2133.8
11	BEVERAGES	25.2	--	13.1	43.0	166.8
12	TOBACCO & TOBACCO PRODUCTS	--	--	--	--	113.1
13	RUBBER, LEATHER, PLASTIC FAB. PRO.	11.8	--	368.0	3.2	1694.9
14	TEXTILE PRODUCTS	69.5	--	46.6	--	2107.4
15	KNITTED PRODUCTS & CLOTHING	4.7	--	28.8	--	212.2
16	LUMBER, SAWMILL, OTHER WOOD PROD.	19.3	--	6.3	--	1873.7
17	FURNITURE & FIXTURES	2.1	--	--	--	64.1
18	PAPER & PAPER PRODUCTS	88.9	--	303.9	2.0	2853.3
19	PRINTING & PUBLISHING	18.4	--	683.3	1084.8	2181.8
20	PRIMARY METAL PRODUCTS	3.2	--	19.1	--	4388.0
21	METAL FABRICATED PRODUCTS	6.4	--	450.6	--	4329.4
22	MACHINERY & EQUIPMENT	0.2	--	929.4	--	2386.1
23	AUTOS, TRUCKS, OTHER TRANSP. EQP.	--	--	309.5	33.4	4154.1
24	ELEC. & COMMUNICATIONS PROD.	1.4	--	419.6	4.5	2854.6
25	NON-METALLIC MINERAL PRODUCTS	10.0	--	36.6	--	1925.5
26	PETROLEUM & COAL PRODUCTS	96.5	--	3.0	82.7	2047.7
27	CHEMICALS, CHEMICAL PROD.	87.9	--	332.2	1.5	3961.6
28	MISC. MANUFACTURED PRODUCTS	110.4	--	304.7	51.6	1109.4
29	RESIDENTIAL CONSTRUCTION	--	--	--	--	--
30	NON-RESIDENTIAL CONSTRUCTION	--	--	--	--	--
31	REPAIR CONSTRUCTION	41.3	--	--	--	3018.2
32	TRANSPORTATION & STORAGE	61.4	4694.1	--	819.6	8395.8
33	COMMUNICATION SERVICES	455.6	--	--	539.4	3432.7
34	OTHER UTILITIES	137.0	--	--	--	1956.9
35	WHOLESALE MARGINS	124.9	--	792.5	51.6	4080.8
36	RETAIL MARGINS	96.6	--	233.1	50.0	613.1
37	IMPUTED RENT OWNER OCCPD. DWEL.	--	--	--	--	37.1
38	OTHER FINANCE, INS., REAL ESTATE	1062.2	--	--	--	8068.1
39	BUSINESS SERVICES	671.3	--	--	491.3	5968.9
40	PERSONAL & OTHER MISC. SERVICE	423.0	--	1403.6	1064.2	4646.0
41	TRANSPORTATION MARGINS	49.7	--	169.2	16.2	2235.8
42	OPERATING, OFFICE, LAB & FOOD	980.1	--	--	--	6558.1
43	TRAVEL, ADVERTISING, PROMOTION	535.4	--	--	--	4096.7
44	NON-COMPETING IMPORTS	12.4	--	4.0	--	266.9
45	UNALLOCATED IMPORTS & EXPORTS	--	--	152.6	199.4	352.0
46	NET INDIRECT TAXES	356.6	--	611.1	311.0	8432.2
	GDP AT FACTOR COST	13517.4	--	--	--	97565.9
	<b>TOTAL</b>	<b>20102.3</b>	<b>4694.1</b>	<b>7944.8</b>	<b>4849.3</b>	<b>214315.6</b>

NOTE: DETAIL MAY NOT ADD DUE TO ROUNDING.

TABLE 57. FINAL DEMAND MATRIX (AGGREGATION - S), 1980 (MILLIONS OF 1971 DOLLARS)

NO.	COMMODITY AGGREGATION - S	CONS. EXP. DURABLE	CONS. EXP. SEMI-DURABLE	CONS. EXP. NON-DURABLE	CONS. EXP. SERVICES	CONSTRUCTION, BUSINESS	CONSTRUCTION, GOVERNMENT	MACHINERY, EQUIPMENT, BUSINESS	MACHINERY, EQUIPMENT, GOVERNMENT
1	GRAINS	--	--	--	--	--	--	--	--
2	OTHER AGRICULTURAL PRODUCTS	--	14.8	749.3	39.9	--	--	--	--
3	FORESTRY PRODUCTS	--	--	35.0	--	--	--	--	--
4	FISHING & TRAPPING PRODUCTS	--	--	9.3	--	--	--	--	--
5	METALLIC ORES & CONCENTRATES	--	--	--	--	--	--	--	--
6	MINERALS FUELS	--	--	62.7	5.7	--	--	--	--
7	NON-METALLIC MINERALS	--	1.8	8.9	--	--	--	--	--
8	SERVICES INCIDENTAL TO MINING	--	--	--	--	--	--	--	--
9	MEAT,FISH & DAIRY PRODUCTS	--	--	3378.2	--	--	--	--	--
10	FRUIT,VEG.,FEED,MISC.FOOD PROD.	--	--	2627.3	--	--	--	--	--
11	BEVERAGES	--	--	1299.7	--	--	--	--	--
12	TOBACCO & TOBACCO PRODUCTS	--	--	474.5	--	--	--	--	--
13	RUBBER,LEATHER,PLASTIC FAB.PRO	192.6	649.3	59.3	--	--	--	20.9	2.8
14	TEXTILE PRODUCTS	259.2	459.8	41.8	6.6	--	--	14.8	1.4
15	KNITTED PRODUCTS & CLOTHING	--	2644.7	--	--	--	--	--	--
16	LUMBER,SAWMILL,OTHER WOOD PROD.	25.3	66.0	1.3	--	--	--	18.2	0.2
17	FURNITURE & FIXTURES	777.2	22.6	--	--	--	--	182.0	48.4
18	PAPER & PAPER PRODUCTS	--	28.6	355.1	--	--	--	--	--
19	PRINTING & PUBLISHING	--	692.4	--	48.2	--	--	--	--
20	PRIMARY METAL PRODUCTS	--	1.5	--	--	--	--	-138.9	--
21	METAL FABRICATED PRODUCTS	56.4	183.9	10.8	--	--	--	337.1	23.1
22	MACHINERY & EQUIPMENT	124.9	98.1	--	--	--	--	3778.3	195.5
23	AUTOS,TRUCKS,OTHER TRANSP. EQP.	3578.5	--	--	--	61.2	--	2528.9	152.5
24	ELEC. & COMMUNICATIONS PROD.	1610.4	114.1	--	--	--	--	1717.2	44.4
25	NON-METALLIC MINERAL PRODUCTS	--	155.9	--	--	--	--	29.1	0.2
26	PETROLEUM & COAL PRODUCTS	--	0.5	1010.0	22.8	--	--	--	--
27	CHEMICALS,CHEMICAL PROD.	13.3	67.7	1150.9	0.8	--	--	43.3	--
28	MISC. MANUFACTURED PRODUCTS	920.3	258.5	163.6	9.0	--	--	241.9	85.0
29	RESIDENTIAL CONSTRUCTION	--	--	--	--	4504.9	21.4	--	--
30	NON-RESIDENTIAL CONSTRUCTION	--	--	--	--	10005.5	3062.4	--	--
31	REPAIR CONSTRUCTION	--	--	--	34.8	--	--	--	--
32	TRANSPORTATION & STORAGE	--	--	95.3	1822.0	--	--	--	--
33	COMMUNICATION SERVICES	--	--	--	2145.0	--	--	--	--
34	OTHER UTILITIES	--	--	1645.1	590.4	--	--	--	--
35	WHOLESALE MARGINS	896.1	448.4	1430.5	14.4	6.1	--	1346.9	68.1
36	RETAIL MARGINS	2433.4	2738.1	3448.9	22.1	7.9	--	237.6	7.8
37	IMPUTED RENT OWNER OC PD DWEL.	--	--	--	8028.3	--	--	--	--
38	OTHER FINANCE,INS.,REAL ESTATE	--	--	--	8035.5	1195.1	--	--	--
39	BUSINESS SERVICES	--	--	--	400.6	--	--	--	--
40	PERSONAL & OTHER MISC SERVICE	888.2	64.3	--	9342.4	--	--	--	--
41	TRANSPORTATION MARGINS	165.9	170.1	392.8	3.7	1.2	--	196.7	11.0
42	OPERATING,OFFICE,LAB & FOOD	--	--	--	213.5	--	--	--	--
43	TRAVEL, ADVERTISING, PROMOTION	--	--	--	127.7	--	--	--	--
44	NON-COMPETING IMPORTS	--	--	115.3	--	--	--	--	--
45	UNALLOCATED IMPORTS & EXPORTS	--	--	--	343.7	--	--	--	--
46	NET INDIRECT TAXES	1483.6	936.5	4256.5	441.0	5.2	--	1039.4	40.1
47	LABOUR INCOME	--	--	--	2528.1	--	--	--	--
48	NET INCOME UNINC. BUSINESS	--	--	--	196.1	--	--	--	--
49	OTHER OPERATING SURPLUS	--	--	--	--	--	--	--	--
	<b>TOTAL</b>	<b>13427.4</b>	<b>9757.4</b>	<b>22824.2</b>	<b>35322.3</b>	<b>15787.2</b>	<b>3083.8</b>	<b>11593.4</b>	<b>590.4</b>

NOTE: DETAIL MAY NOT ADD DUE TO ROUNDING.

TABLE 57. FINAL DEMAND MATRIX (AGGREGATION - S), 1980 (MILLIONS OF 1971 DOLLARS) - CONCLUDED

NO.	COMMODITY AGGREGATION - S	INVENTORIES	DOMESTIC EXPORTS	RE-EXPORTS	IMPORTS	GOVT GROSS CURRENT EXPEND.	GOVT SALE OF GOOD & SERVICES	FINAL EXPEND ON GDP
1	GRAINS	-87.3	1026.2	1.2	-101.9	--	--	838.2
2	OTHER AGRICULTURAL PRODUCTS	-3.1	416.4	2.0	-498.1	19.3	-10.4	730.3
3	FORESTRY PRODUCTS	-0.1	44.0	--	-44.8	--	-2.9	31.3
4	FISHING & TRAPPING PRODUCTS	2.5	53.6	0.8	-35.9	--	-0.8	24.6
5	METALLIC ORES & CONCENTRATES	30.8	1138.1	1.1	-509.3	--	--	669.7
6	MINERALS FUELS	-12.2	534.1	--	-831.5	16.6	-32.8	-237.3
7	NON-METALLIC MINERALS	-31.8	290.1	1.9	-132.4	42.7	-1.0	180.2
8	SERVICES INCIDENTAL TO MINING	--	--	--	--	--	-0.3	--
9	MEAT,FISH & DAIRY PRODUCTS	-16.7	701.8	5.6	-307.3	0.2	-1.1	3760.6
10	FRUIT,VEG.,FEED,MISC.FOOD PROD.	-24.4	365.5	11.8	-647.5	--	-0.5	2332.3
11	BEVERAGES	-51.5	264.9	0.3	-270.2	--	--	1243.1
12	TOBACCO & TOBACCO PRODUCTS	14.0	38.2	0.4	-33.6	--	--	493.5
13	RUBBER,LEATHER,PLASTIC FAB.PRO	-17.3	254.6	10.1	-819.3	0.2	--	353.3
14	TEXTILE PRODUCTS	-41.3	217.1	14.6	-910.2	25.4	--	89.3
15	KNITTED PRODUCTS & CLOTHING	-64.1	82.4	6.6	-560.1	20.0	-2.6	2126.9
16	LUMBER,SAWMILL,OTHER WOOD PROD.	32.1	1687.2	7.6	-208.5	--	-4.2	1625.2
17	FURNITURE & FIXTURES	-12.4	98.6	2.2	-148.1	3.9	-1.7	972.7
18	PAPER & PAPER PRODUCTS	-66.3	2627.0	4.7	-406.5	--	--	2542.5
19	PRINTING & PUBLISHING	-5.6	106.5	9.8	-403.6	85.1	24.7	508.0
20	PRIMARY METAL PRODUCTS	156.5	2443.2	22.1	-1101.1	-1.3	--	1382.0
21	METAL FABRICATED PRODUCTS	-14.2	470.2	26.4	-1142.6	33.4	--	-15.6
22	MACHINERY & EQUIPMENT	246.0	1764.6	250.9	-4899.8	33.2	-1.0	1440.6
23	AUTOS,TRUCKS,OTHER TRANSP. EQP.	-347.1	6000.4	198.0	-7189.1	339.2	-14.1	5308.4
24	ELEC. & COMMUNICATIONS PROD.	-36.6	359.8	100.4	-2888.9	37.2	--	1658.0
25	NON-METALLIC MINERAL PRODUCTS	13.9	176.3	2.6	-437.0	--	--	-39.0
26	PETROLEUM & COAL PRODUCTS	-1.0	362.4	0.6	-148.4	153.9	-3.9	1396.8
27	CHEMICALS,CHEMICAL PROD.	-12.1	1035.7	24.0	-1577.4	257.5	-46.3	957.3
28	MISC. MANUFACTURED PRODUCTS	-13.0	445.4	67.3	-1762.9	117.0	-14.8	517.4
29	RESIDENTIAL CONSTRUCTION	--	--	--	--	--	--	4526.3
30	NON-RESIDENTIAL CONSTRUCTION	--	--	--	--	39.7	--	13107.6
31	REPAIR CONSTRUCTION	--	--	--	--	611.8	--	646.6
32	TRANSPORTATION & STORAGE	--	819.0	--	-252.4	493.2	-86.6	2890.5
33	COMMUNICATION SERVICES	--	85.4	--	-94.8	436.1	-5.8	2568.0
34	OTHER UTILITIES	--	222.4	--	-4.2	395.7	-623.8	3225.5
35	WHOLESALE MARGINS	--	977.0	--	-144.4	110.1	-4.5	5148.6
36	RETAIL MARGINS	--	--	--	--	58.0	--	8955.8
37	IMPUTED RENT OWNER OC PD DWEL.	--	--	--	--	--	--	3028.3
38	OTHER FINANCE,INS.,REAL ESTATE	--	181.6	--	-576.0	549.3	-395.4	9890.1
39	BUSINESS SERVICES	--	519.9	--	-1132.2	1658.0	-185.4	1250.9
40	PERSONAL & OTHER MISC SERVICE	--	98.5	--	-109.3	3022.6	-1475.3	11831.4
41	TRANSPORTATION MARGINS	--	1473.0	3.5	--	38.3	--	2458.3
42	OPERATING,OFFICE,LAB & FOOD	13.3	--	--	--	1161.9	--	1388.7
43	TRAVEL, ADVERTISING, PROMOTION	--	--	--	--	624.9	--	752.6
44	NON-COMPETING IMPORTS	0.4	--	--	-382.7	--	--	-266.9
45	UNALLOCATED IMPORTS & EXPORTS	--	2026.8	4.2	-2726.7	--	--	-352.0
46	NET INDIRECT TAXES	--	11.5	--	1738.4	159.3	--	10113.5
47	LABOUR INCOME	--	--	--	--	14000.6	--	16528.7
48	NET INCOME UNINC. BUSINESS	--	--	--	--	--	--	--
49	OTHER OPERATING SURPLUS	--	--	--	--	2021.7	--	2217.7
	<b>TOTAL</b>	<b>-353.6</b>	<b>30021.2</b>	<b>780.7</b>	<b>-31691.2</b>	<b>26566.2</b>	<b>-2851.4</b>	<b>134858.0</b>

NOTE: DETAIL MAY NOT ADD DUE TO ROUNDING.

TABLE 58. MAKE (OUTPUT) MATRIX (AGGREGATION - M), 1980 (MILLIONS OF 1971 DOLLARS)

NO.	COMMODITY AGGREGATION - M	AGRICULTURE	FORESTRY	FISHING, HUNTING & TRAPPING	METAL MINES	MINERAL FUELS	NON-METAL MINES & QUARRIES	SERVICES INCIDENTAL TO MINING	FOOD & BEVERAGE INDUSTRIES
1	GRAINS	1292.1	..	..	..	..	..	..	..
2	LIVE ANIMALS	2337.5	..	..	..	..	..	..	..
3	OTHER AGRICULTURAL PRODUCTS	2074.3	15.8	..	..	..	..	..	7.1
4	FORESTRY PRODUCTS	37.1	1743.4	..	..	..	..	..	..
5	FISH LANDINGS	..	..	233.9	..	..	..	..	..
6	HUNTING & TRAPPING PRODUCTS	..	..	22.2	..	..	..	..	..
7	IRON ORES & CONCENTRATES	..	..	..	566.4	..	..	..	..
8	OTHER METAL ORES & CONCENTRATES	..	..	..	1627.4	..	..	..	..
9	COAL	..	..	..	..	222.2	..	..	..
10	CRUDE MINERAL OILS	..	..	..	..	1572.0	..	..	..
11	NATURAL GAS	..	..	..	..	382.7	..	..	..
12	NON-METALLIC MINERALS	..	..	..	..	48.0	450.8	..	..
13	SERVICES INCIDENTAL TO MINING	..	..	..	216.1	..	7.1	1248.4	..
14	MEAT PRODUCTS	75.6	..	..	..	..	..	..	3351.5
15	DAIRY PRODUCTS	..	..	..	..	..	..	..	1633.5
16	FISH PRODUCTS	..	..	1.8	..	..	..	..	431.3
17	FRUITS & VEGETABLES PREPARATIONS	..	..	..	..	..	..	..	793.8
18	FEEDS	..	..	..	..	..	..	..	1129.7
19	FLOUR,WHEAT,MEAL & OTHER CEREALS	..	..	..	..	..	..	..	212.9
20	BREAKFAST CEREAL & BAKERY PROD.	..	..	..	..	..	..	..	770.4
21	SUGAR	..	..	..	..	..	..	..	205.8
22	MISC. FOOD PRODUCTS	14.1	..	..	..	..	..	..	1283.1
23	SOFT DRINKS	..	..	..	..	..	..	..	381.6
24	ALCOHOLIC BEVERAGES	..	..	..	..	..	..	..	1027.6
25	TOBACCO PROCESSED UNMANUFACTURED	..	..	..	..	..	..	..	..
26	CIGARETTES & TOBACCO MFG.	..	..	..	..	..	..	..	..
27	TIRES & TUBES	..	..	..	..	..	..	..	..
28	OTHER RUBBER PRODUCTS	..	..	..	..	..	..	..	..
29	PLASTIC FABRICATED PRODUCTS	..	..	..	..	..	..	..	..
30	LEATHER & LEATHER PRODUCTS	..	..	..	..	..	..	..	..
31	YARNS & MAN MADE FIBRES	..	..	..	..	..	..	..	..
32	FABRICS	..	..	..	..	..	..	..	..
33	OTHER TEXTILE PRODUCTS	..	..	..	..	..	..	..	..
34	HOSIERY & KNITTED WEAR	..	..	..	..	..	..	..	..
35	CLOTHING & ACCESSORIES	..	..	..	..	..	..	..	..
36	LUMBER & TIMBER	..	11.7	..	..	..	..	..	..
37	VENEER & PLYWOOD	..	..	..	..	..	..	..	..
38	OTHER WOOD FABRICATED MATERIALS	..	4.0	..	..	..	..	..	..
39	FURNITURE & FIXTURES	..	..	..	..	..	..	..	..
40	PULP	..	..	..	..	..	..	..	..
41	NEWSPRINT & OTHER PAPER STOCK	..	..	..	..	..	..	..	..
42	PAPER PRODUCTS	..	..	..	..	..	..	..	..
43	PRINTING & PUBLISHING	..	..	..	..	..	..	..	..
44	ADVERTISING,PRINT MEDIA	..	..	..	..	..	..	..	..
45	IRON & STEEL PRODUCTS	..	..	..	..	..	..	..	..
46	ALUMINUM PRODUCTS	..	..	..	..	..	..	..	..
47	COPPER & COPPER ALLOY PRODUCTS	..	..	..	..	..	..	..	..
48	NICKEL PRODUCTS	..	..	..	..	..	..	..	..
49	OTHER NON FERROUS METAL PRODUCTS	..	..	..	0.5	..	..	..	..
50	BOILERS, TANKS & PLATES	..	..	..	..	..	..	..	..
51	FABRICATED STRUCTURAL METAL PROD.	..	..	..	..	..	..	..	..
52	OTHER METAL FABRICATED PRODUCTS	..	..	..	..	..	..	..	..
53	AGRICULTURAL MACHINERY	..	..	..	..	..	..	..	..
54	OTHER INDUSTRIAL MACHINERY	..	0.1	..	4.3	11.7	6.5	5.9	2.9
55	MOTOR VEHICLES	..	..	..	..	..	..	..	..
56	MOTOR VEHICLE PARTS	..	..	..	..	..	..	..	..
57	OTHER TRANSPORT EQUIPMENT	..	..	..	..	..	..	..	..
58	APPLIANCES & RECEIVERS,HOUSEHOLD	..	..	..	5.7	..	..	..	..
59	OTHER ELECTRICAL PRODUCTS	..	..	..	..	..	..	..	..
60	CEMENT & CONCRETE PRODUCTS	..	..	..	..	..	3.6	..	..
61	OTHER NON-METALLIC MINERAL PROD.	..	..	..	..	..	2.3	..	..
62	GASOLINE & FUEL OIL	..	..	..	..	..	..	..	..
63	OTHER PETROLEUM & COAL PROD.	..	..	..	..	148.5	..	..	..
64	INDUSTRIAL CHEMICALS	..	..	..	..	..	10.9	..	26.3
65	FERTILIZERS	..	..	..	..	..	268.4	..	..
66	PHARMACEUTICALS	..	..	..	..	..	..	..	17.3
67	OTHER CHEMICAL PRODUCTS	..	..	..	..	..	..	..	126.2
68	SCIENTIFIC EQUIPMENT	..	..	..	..	..	..	..	..
69	OTHER MANUFACTURED PRODUCTS	..	..	..	..	..	..	..	0.5
70	RESIDENTIAL CONSTRUCTION	..	..	..	..	..	..	..	..
71	NON-RESIDENTIAL CONSTRUCTION	..	..	..	..	..	..	..	..
72	REPAIR CONSTRUCTION	..	..	..	..	..	..	..	..
73	PIPELINE TRANSPORTATION	..	..	..	..	..	..	..	..
74	TRANSPORTATION & STORAGE	..	2.1	..	..	..	..	..	..
75	RADIO & TELEVISION BROADCASTING	..	..	..	..	..	..	..	..
76	TELEPHONE & TELEGRAPH	..	..	..	..	..	..	..	..
77	POSTAL SERVICES	..	..	..	..	..	..	..	..
78	ELECTRIC POWER	..	..	..	2.2	..	..	..	0.1
79	OTHER UTILITIES	..	..	..	..	..	..	..	..
80	WHOLESALE MARGINS	..	1.9	..	-0.8	..	1.5	..	334.6
81	RETAIL MARGINS	..	..	..	..	..	..	..	..
82	IMPUTED RENT OWNER OCPD. DWEL.	..	..	..	..	..	..	..	..
83	OTHER FINANCE,INS.,REAL ESTATE	15.3	2.2	..	17.0	90.6	1.2	3.9	5.9
84	BUSINESS SERVICES	..	..	..	..	1.5	..	..	..
85	EDUCATION SERVICES	..	..	..	..	..	..	..	..
86	HEALTH SERVICES	..	..	..	..	..	..	..	..
87	AMUSEMENT & RECREATION SERVICES	..	..	..	..	..	..	..	..
88	ACCOMMODATION & FOOD SERVICES	..	36.6	..	6.7	0.5	0.2	..	3.8
89	OTHER PERSONAL & MISC. SERVICES	..	4.3	2.8	4.7	0.5	1.8	7.4	1.2
90	TRANSPORTATION MARGINS	..	..	..	..	..	..	..	..
91	OPERATING, OFFICE, LAB. & FOOD	..	..	..	..	..	..	..	..
92	TRAVEL, ADVERTISING & PROMOTION	..	..	..	..	..	..	..	..
	TOTAL	5846.0	1822.1	260.7	2450.2	2478.2	754.4	1265.6	11755.5

NOTE: DETAIL MAY NOT ADD DUE TO ROUNDING AND SUPPRESSION OF CONFIDENTIAL COMMODITIES.

TABLE 58. MAKE (OUTPUT) MATRIX (AGGREGATION - M), 1980 (MILLIONS OF 1971 DOLLARS) - CONTINUED

NO.	COMMODITY AGGREGATION - M	TOBACCO PRODUCTS INDUSTRIES	RUBBER & PLASTIC PROD. IND.	LEATHER INDUSTRIES	TEXTILE INDUSTRIES	KNITTING MILLS	CLOTHING INDUSTRIES	WOOD	FURNITURE, FIXTURE INDUSTRIES
1	GRAINS	..	..	..	..	..	..	..	..
2	LIVE ANIMALS	..	..	..	..	..	..	..	..
3	OTHER AGRICULTURAL PRODUCTS	..	..	..	..	..	..	..	..
4	FORESTRY PRODUCTS	..	..	..	..	..	..	45.1	..
5	FISH LANDINGS	..	..	..	..	..	..	..	..
6	HUNTING & TRAPPING PRODUCTS	..	..	..	..	..	..	..	..
7	IRON ORES & CONCENTRATES	..	..	..	..	..	..	..	..
8	OTHER METAL ORES & CONCENTRATES	..	..	..	..	..	..	..	..
9	COAL	..	..	..	..	..	..	..	..
10	CRUDE MINERAL OILS	..	..	..	..	..	..	..	..
11	NATURAL GAS	..	..	..	..	..	..	..	..
12	NON-METALLIC MINERALS	..	..	..	..	..	..	..	..
13	SERVICES INCIDENTAL TO MINING	..	..	..	..	..	..	..	..
14	MEAT PRODUCTS	0.6	..	..	..	..	..	..	..
15	DAIRY PRODUCTS	..	..	..	..	..	..	..	..
16	FISH PRODUCTS	..	..	..	..	..	..	..	..
17	FRUITS & VEGETABLES PREPARATIONS	..	..	..	..	..	..	..	..
18	FEEDS	..	..	..	..	..	..	..	..
19	FLOUR,WHEAT,MEAL & OTHER CEREALS	..	..	..	..	..	..	..	..
20	BREAKFAST CEREAL & BAKERY PRQD.	..	..	..	..	..	..	..	..
21	SUGAR	..	..	..	..	..	..	..	..
22	MISC. FOOD PRODUCTS	..	..	..	..	..	..	..	..
23	SOFT DRINKS	..	..	..	..	..	..	..	..
24	ALCOHOLIC BEVERAGES	..	..	..	..	..	..	..	..
25	TOBACCO PROCESSED UNMANUFACTURED	142.4	..	..	..	..	..	..	..
26	CIGARETTES & TOBACCO MFG.	464.1	..	..	..	..	..	..	..
27	TIRES & TUBES	..	..	..	..	..	..	..	..
28	OTHER RUBBER PRODUCTS	..	780.2	36.9	11.9	..	..	..	..
29	PLASTIC FABRICATED PRODUCTS	..	629.7	2.0	8.0	..	..	..	..
30	LEATHER & LEATHER PRODUCTS	..	..	393.2	..	..	1.8	..	..
31	YARNS & MAN MADE FIBRES	..	..	..	482.1	..	..	..	..
32	FABRICS	..	..	..	558.0	254.1	..	..	..
33	OTHER TEXTILE PRODUCTS	..	8.8	0.5	831.9	..	5.5	..	2.3
34	HOSIERY & KNITTED WEAR	..	..	..	2.9	336.5	209.2	..	..
35	CLOTHING & ACCESSORIES	..	19.2	9.4	44.3	20.3	1678.2	..	..
36	LUMBER & TIMBER	..	..	..	..	..	..	1797.1	..
37	VENEER & PLYWOOD	..	..	..	..	..	..	329.5	..
38	OTHER WOOD FABRICATED MATERIALS	..	..	..	..	..	..	1225.7	43.0
39	FURNITURE & FIXTURES	..	13.9	..	2.2	..	..	26.3	919.3
40	PULP	..	..	..	..	..	..	..	..
41	NEWSPRINT & OTHER PAPER STOCK	..	..	..	..	..	..	..	..
42	PAPER PRODUCTS	..	25.3	..	36.4	..	..	1.3	..
43	PRINTING & PUBLISHING	..	..	..	..	..	..	..	..
44	ADVERTISING,PRINT MEDIA	..	..	..	..	..	..	..	..
45	IRON & STEEL PRODUCTS	..	..	..	..	..	..	..	..
46	ALUMINUM PRODUCTS	..	..	..	..	..	..	..	..
47	COPPER & COPPER ALLOY PRODUCTS	..	..	..	..	..	..	..	..
48	NICKEL PRODUCTS	..	..	..	..	..	..	..	..
49	OTHER NON FERROUS METAL PRODUCTS	..	..	..	..	..	..	..	..
50	BOILERS, TANKS & PLATES	..	0.5	..	..	..	..	..	..
51	FABRICATED STRUCTURAL METAL PROD	..	..	..	..	..	..	5.1	..
52	OTHER METAL FABRICATED PRODUCTS	..	45.6	..	1.7	..	..	3.7	5.3
53	AGRICULTURAL MACHINERY	..	..	..	..	..	..	..	..
54	OTHER INDUSTRIAL MACHINERY	0.4	43.4	..	3.4	..	0.7	8.4	..
55	MOTOR VEHICLES	..	..	..	..	..	..	..	..
56	MOTOR VEHICLE PARTS	..	132.0	..	188.9	..	..	..	..
57	OTHER TRANSPORT EQUIPMENT	..	10.7	..	..	..	..	..	..
58	APPLIANCES & RECEIVERS,HOUSEHOLD	..	16.8	..	..	..	..	..	..
59	OTHER ELECTRICAL PRODUCTS	..	13.8	..	..	..	..	..	23.3
60	CEMENT & CONCRETE PRODUCTS	..	..	..	..	..	..	..	..
61	OTHER NON-METALLIC MINERAL PROD.	..	..	..	..	..	..	..	..
62	GASOLINE & FUEL OIL	..	..	..	..	..	..	..	..
63	OTHER PETROLEUM & COAL PROD.	..	..	..	..	..	..	..	..
64	INDUSTRIAL CHEMICALS	..	38.4	..	..	..	..	..	..
65	FERTILIZERS	..	..	..	..	..	..	..	..
66	PHARMACEUTICALS	..	..	..	..	..	..	..	..
67	OTHER CHEMICAL PRODUCTS	..	9.4	..	..	..	..	..	..
68	SCIENTIFIC EQUIPMENT	..	5.3	..	6.3	..	..	..	..
69	OTHER MANUFACTURED PRODUCTS	..	27.2	..	17.8	..	1.4	..	1.6
70	RESIDENTIAL CONSTRUCTION	..	..	..	..	..	..	..	..
71	NON-RESIDENTIAL CONSTRUCTION	..	..	..	..	..	..	..	..
72	REPAIR CONSTRUCTION	..	..	..	..	..	..	..	..
73	PIPELINE TRANSPORTATION	..	..	..	..	..	..	..	..
74	TRANSPORTATION & STORAGE	..	..	..	..	..	..	..	..
75	RADIO & TELEVISION BROADCASTING	..	..	..	..	..	..	..	..
76	TELEPHONE & TELEGRAPH	..	..	..	..	..	..	..	..
77	POSTAL SERVICES	..	..	..	..	..	..	..	..
78	ELECTRIC POWER	..	..	..	0.2	..	..	0.4	..
79	OTHER UTILITIES	..	..	..	..	..	..	..	..
80	WHOLESALE MARGINS	1.6	54.1	10.2	19.6	0.9	15.8	20.3	7.4
81	RETAIL MARGINS	..	..	..	..	..	..	..	..
82	IMPUTED RENT OWNER OCPD. DWEL.	..	..	..	..	..	..	..	..
83	OTHER FINANCE,INS. REAL ESTATE	..	0.9	0.1	0.7	0.2	1.4	1.8	0.8
84	BUSINESS SERVICES	..	..	..	..	..	..	0.4	..
85	EDUCATION SERVICES	..	..	..	..	..	..	..	..
86	HEALTH SERVICES	..	..	..	..	..	..	..	..
87	AMUSEMENT & RECREATION SERVICES	..	..	..	..	..	..	..	..
88	ACCOMMODATION & FOOD SERVICES	..	0.8	0.1	0.2	..	0.1	1.2	0.4
89	OTHER PERSONAL & MISC. SERVICES	..	3.6	..	0.2	..	..	4.1	..
90	TRANSPORTATION MARGINS	..	..	..	..	..	..	..	..
91	OPERATING, OFFICE, LAB & FOOD	..	..	..	..	..	..	..	..
92	TRAVEL, ADVERTISING & PROMOTION	..	..	..	..	..	..	..	..
	TOTAL	612.0	1927.1	466.9	2242.0	614.5	1916.8	3481.8	1013.1

NOTE: DETAIL MAY NOT ADD DUE TO ROUNDING AND SUPPRESSION OF CONFIDENTIAL COMMODITIES.

TABLE 58. MAKE (OUTPUT) MATRIX (AGGREGATION - M), 1980 (MILLIONS OF 1971 DOLLARS) - CONTINUED

NO.	COMMODITY AGGREGATION - M	PAPER & ALLIED INDUSTRIES	PRINTING & PUBLISHING	PRIMARY METAL INDUSTRIES	METAL FABRICATING INDUSTRIES	MACHINERY INDUSTRIES	TRANS. EQUIPMENT INDUSTRIES	ELECTRICAL PRODUCTS INDUSTRIES	NON-METAL MINERAL PROD. IND.
1	GRAINS	..	..	..	..	..	..	..	..
2	LIVE ANIMALS	..	..	..	..	..	..	..	..
3	OTHER AGRICULTURAL PRODUCTS	..	..	..	..	..	..	..	..
4	FORESTRY PRODUCTS	..	..	..	..	..	..	..	..
5	FISH LANDINGS	..	..	..	..	..	..	..	..
6	HUNTING & TRAPPING PRODUCTS	..	..	..	..	..	..	..	..
7	IRON ORES & CONCENTRATES	..	..	..	..	..	..	..	..
8	OTHER METAL ORES & CONCENTRATES	..	..	99.8	..	..	..	..	..
9	COAL	..	..	..	..	..	..	..	..
10	CRUDE MINERAL OILS	..	..	..	..	..	..	..	..
11	NATURAL GAS	..	..	..	..	..	..	..	..
12	NON-METALLIC MINERALS	..	..	..	..	..	..	..	29.2
13	SERVICES INCIDENTAL TO MINING	..	..	..	..	..	..	..	..
14	MEAT PRODUCTS	..	..	..	..	..	..	..	..
15	DAIRY PRODUCTS	..	..	..	..	..	..	..	..
16	FISH PRODUCTS	..	..	..	..	..	..	..	..
17	FRUITS & VEGETABLES PREPARATIONS	..	..	..	..	..	..	..	..
18	FEEDS	..	..	..	..	..	..	..	..
19	FLOUR,WHEAT,MEAL & OTHER CEREALS	..	..	..	..	..	..	..	..
20	BREAKFAST CEREAL & BAKERY PROD.	..	..	..	..	..	..	..	..
21	SUGAR	..	..	..	..	..	..	..	..
22	MISC. FOOD PRODUCTS	..	..	..	..	..	..	..	..
23	SOFT DRINKS	..	..	..	..	..	..	..	..
24	ALCOHOLIC BEVERAGES	..	..	..	..	..	..	..	..
25	TOBACCO PROCESSED UNMANUFACTURED	..	..	..	..	..	..	..	..
26	CIGARETTES & TOBACCO MFG.	..	..	..	..	..	..	..	..
27	TIRES & TUBES	..	..	..	..	..	..	..	..
28	OTHER RUBBER PRODUCTS	..	..	..	..	..	..	..	..
29	PLASTIC FABRICATED PRODUCTS	64.1	..	..	37.9	..	..	..	..
30	LEATHER & LEATHER PRODUCTS	..	..	..	..	..	..	..	..
31	YARNS & MAN MADE FIBRES	..	..	..	..	..	..	..	..
32	FABRICS	..	..	..	..	..	..	..	..
33	OTHER TEXTILE PRODUCTS	0.9	..	..	..	..	..	..	..
34	HOSIERY & KNITTED WEAR	..	..	..	..	..	..	..	..
35	CLOTHING & ACCESSORIES	..	..	..	..	..	..	..	..
36	LUMBER & TIMBER	..	..	..	..	..	..	..	..
37	VENEER & PLYWOOD	..	..	..	..	..	..	..	..
38	OTHER WOOD FABRICATED MATERIALS	3.1	..	..	8.4	..	4.9	..	1.0
39	FURNITURE & FIXTURES	..	..	..	54.7	5.7	..	..	..
40	PULP	1220.4	..	..	..	..	..	..	..
41	NEWSPRINT & OTHER PAPER STOCK	2439.0	..	..	..	..	..	..	..
42	PAPER PRODUCTS	1495.5	65.2	..	9.0	..	..	..	..
43	PRINTING & PUBLISHING	27.6	1799.3	..	..	..	..	..	..
44	ADVERTISING,PRINT MEDIA	..	855.1	..	..	..	..	..	..
45	IRON & STEEL PRODUCTS	..	..	2624.2	169.0	18.2	..	..	1.7
46	ALUMINUM PRODUCTS	8.8	..	936.5	16.3	..	..	..	..
47	COPPER & COPPER ALLOY PRODUCTS	..	..	856.9	8.2	..	..	..	..
48	NICKEL PRODUCTS	..	..	524.7	5.9	..	..	..	..
49	OTHER NON FERROUS METAL PRODUCTS	..	..	523.9	5.5	..	..	14.1	..
50	BOILERS, TANKS & PLATES	..	..	..	247.5	9.0	..	..	..
51	FABRICATED STRUCTURAL METAL PROD.	..	..	160.2	895.9	14.0	..	..	..
52	OTHER METAL FABRICATED PRODUCTS	..	..	163.3	2456.4	120.2	41.8	85.7	..
53	AGRICULTURAL MACHINERY	..	..	1.2	4.7	576.3	4.7	..	..
54	OTHER INDUSTRIAL MACHINERY	52.4	0.4	71.8	307.6	2509.6	59.4	83.8	4.6
55	MOTOR VEHICLES	..	..	..	2.3	86.6	5089.9	..	..
56	MOTOR VEHICLE PARTS	..	..	..	81.5	26.5	1820.8	2.9	5.5
57	OTHER TRANSPORT EQUIPMENT	..	..	..	20.7	7.7	1717.9	..	..
58	APPLIANCES & RECEIVERS,HOUSEHOLD	..	..	..	43.3	87.4	..	792.7	..
59	OTHER ELECTRICAL PRODUCTS	..	..	..	50.2	142.8	110.8	2865.5	..
60	CEMENT & CONCRETE PRODUCTS	..	..	..	..	..	..	..	835.4
61	OTHER NON-METALLIC MINERAL PROD.	..	..	..	35.3	..	..	..	939.3
62	GASOLINE & FUEL OIL	..	..	..	..	..	..	..	..
63	OTHER PETROLEUM & COAL PROD.	2.0	..	22.5	..	..	..	..	..
64	INDUSTRIAL CHEMICALS	15.1	..	50.4	..	..	..	..	..
65	FERTILIZERS	..	..	..	..	..	..	..	..
66	PHARMACEUTICALS	..	..	..	..	..	..	..	..
67	OTHER CHEMICAL PRODUCTS	..	..	..	2.8	..	..	..	10.5
68	SCIENTIFIC EQUIPMENT	..	..	..	4.4	5.8	..	33.0	..
69	OTHER MANUFACTURED PRODUCTS	11.3	5.5	..	177.4	..	..	..	..
70	RESIDENTIAL CONSTRUCTION	..	..	..	..	..	..	..	..
71	NON-RESIDENTIAL CONSTRUCTION	..	..	..	..	..	..	..	..
72	REPAIR CONSTRUCTION	..	..	..	..	..	..	..	..
73	PIPELINE TRANSPORTATION	..	..	..	..	..	..	..	..
74	TRANSPORTATION & STORAGE	..	..	..	..	..	..	..	..
75	RADIO & TELEVISION BROADCASTING	..	..	..	..	..	..	..	..
76	TELEPHONE & TELEGRAPH	..	..	..	..	..	..	..	..
77	POSTAL SERVICES	..	..	..	..	..	..	..	..
78	ELECTRIC POWER	9.4	..	17.1	0.1	..	..	..	..
79	OTHER UTILITIES	4.4	..	..	..	..	..	..	..
80	WHOLESALE MARGINS	22.2	21.2	21.5	99.1	155.6	348.5	175.0	31.2
81	RETAIL MARGINS	..	..	..	..	..	..	..	..
82	IMPUTED RENT OWNER OCPD. DWEL.	..	..	..	..	..	..	..	..
83	OTHER FINANCE,INS.,REAL ESTATE	1.1	2.5	3.0	3.3	1.3	7.5	1.6	1.7
84	BUSINESS SERVICES	..	..	..	0.4	66.7	2.2	19.8	0.9
85	EDUCATION SERVICES	..	..	..	..	..	..	..	..
86	HEALTH SERVICES	..	..	..	..	..	..	..	..
87	AMUSEMENT & RECREATION SERVICES	..	..	..	..	..	..	..	..
88	ACCOMMODATION & FOOD SERVICES	0.5	2.0	0.7	1.9	2.0	2.0	2.7	0.9
89	OTHER PERSONAL & MISC. SERVICES	0.7	0.2	1.0	35.0	72.5	66.7	32.1	4.0
90	TRANSPORTATION MARGINS	..	..	..	..	..	..	..	..
91	OPERATING, OFFICE, LAB. & FOOD	..	..	..	..	..	..	..	..
92	TRAVEL, ADVERTISING & PROMOTION	..	..	..	..	..	..	..	..
	TOTAL	5437.7	2754.0	6144.7	4791.3	3927.4	9324.2	4172.1	1889.2

NOTE: DETAIL MAY NOT ADD DUE TO ROUNDING AND SUPPRESSION OF CONFIDENTIAL COMMODITIES.

TABLE 58. MAKE (OUTPUT) MATRIX (AGGREGATION - M), 1980 (MILLIONS OF 1971 DOLLARS) - CONTINUED

NO.	COMMODITY AGGREGATION - M	PETROLEUM & COAL PROD.IND.	CHEMICAL & CHEMICAL PROD. IND.	MISC. MANUFACTURING	CONSTR. INDUSTRY	TRANS. & STORAGE	COMMUNICATION	ELEC POWER GAS, OTHER UTILITIES	WHOLESALE TRADE
1	GRAINS.....	..	..	..	..	..	..	..	..
2	LIVE ANIMALS.....	..	..	..	..	..	..	..	..
3	OTHER AGRICULTURAL PRODUCTS.....	..	..	..	..	..	..	..	..
4	FORESTRY PRODUCTS.....	..	..	..	..	..	..	3.7	2.8
5	FISH LANDINGS.....	..	..	..	..	..	..	..	..
6	HUNTING & TRAPPING PRODUCTS.....	..	..	..	..	..	..	..	..
7	IRON ORES & CONCENTRATES.....	..	..	..	..	..	..	..	..
8	OTHER METAL ORES & CONCENTRATES.....	..	..	15.6	..	..	..	..	..
9	COAL.....	..	..	..	..	..	..	..	..
10	CRUDE MINERAL OILS.....	8.0	..	..	..	..	..	..	..
11	NATURAL GAS.....	..	..	..	..	..	..	..	0.9
12	NON-METALLIC MINERALS.....	..	1.9	..	..	..	..	..	3.4
13	SERVICES INCIDENTAL TO MINING.....	..	..	..	..	..	..	..	..
14	MEAT PRODUCTS.....	..	..	..	..	..	..	..	0.6
15	DAIRY PRODUCTS.....	..	..	..	..	..	..	..	0.5
16	FISH PRODUCTS.....	..	..	..	..	..	..	..	..
17	FRUITS & VEGETABLES PREPARATIONS.....	..	..	..	..	..	..	..	4.4
18	FEEDS.....	..	10.1	..	..	..	..	..	16.9
19	FLOUR,WHEAT,MEAL & OTHER CEREALS.....	..	..	..	..	..	..	..	..
20	BREAKFAST CEREAL & BAKERY PROD.....	..	..	..	..	..	..	..	..
21	SUGAR.....	..	..	..	..	..	..	..	..
22	MISC. FOOD PRODUCTS.....	..	3.6	..	..	..	..	..	11.8
23	SOFT DRINKS.....	..	..	..	..	..	..	..	0.7
24	ALCOHOLIC BEVERAGES.....	..	..	..	..	..	..	..	..
25	TOBACCO PROCESSED UNMANUFACTURED.....	..	..	..	..	..	..	..	..
26	CIGARETTES & TOBACCO MFG.....	..	..	..	..	..	..	..	..
27	TIRES & TUBES.....	..	..	..	..	..	..	..	..
28	OTHER RUBBER PRODUCTS.....	..	..	9.4	..	..	..	..	1.8
29	PLASTIC FABRICATED PRODUCTS.....	..	..	17.6	..	..	..	..	2.7
30	LEATHER & LEATHER PRODUCTS.....	..	..	4.7	..	..	..	..	..
31	YARNS & MAN MADE FIBRES.....	..	..	..	..	..	..	..	..
32	FABRICS.....	..	..	..	..	..	..	..	..
33	OTHER TEXTILE PRODUCTS.....	..	..	13.3	..	..	..	..	2.7
34	HOSIERY & KNITTED WEAR.....	..	..	..	..	..	..	..	..
35	CLOTHING & ACCESSORIES.....	..	..	12.1	..	..	..	..	5.2
36	LUMBER & TIMBER.....	..	..	..	..	..	..	..	12.4
37	VENEER & PLYWOOD.....	..	..	..	..	..	..	..	..
38	OTHER WOOD FABRICATED MATERIALS.....	..	4.7	1.0	..	..	..	..	11.3
39	FURNITURE & FIXTURES.....	..	..	4.5	..	..	..	..	1.1
40	PULP.....	..	..	..	..	..	..	..	..
41	NEWSPRINT & OTHER PAPER STOCK.....	..	..	..	..	..	..	..	6.3
42	PAPER PRODUCTS.....	..	8.3	67.1	..	..	..	..	6.1
43	PRINTING & PUBLISHING.....	..	..	1.4	..	..	..	..	1.6
44	ADVERTISING,PRINT MEDIA.....	..	..	..	..	..	..	..	..
45	IRON & STEEL PRODUCTS.....	..	..	..	..	..	..	..	4.0
46	ALUMINUM PRODUCTS.....	..	..	..	..	..	..	..	..
47	COPPER & COPPER ALLOY PRODUCTS.....	..	..	..	..	..	..	..	..
48	NICKEL PRODUCTS.....	..	..	..	..	..	..	..	..
49	OTHER NON FERROUS METAL PRODUCTS.....	..	14.4	13.6	..	..	..	..	..
50	BOILERS, TANKS & PLATES.....	..	..	..	..	..	..	..	..
51	FABRICATED STRUCTURAL METAL PROD.....	..	..	..	..	..	..	..	8.1
52	OTHER METAL FABRICATED PRODUCTS.....	..	..	6.5	..	..	..	..	5.0
53	AGRICULTURAL MACHINERY.....	..	..	..	..	..	..	..	12.6
54	OTHER INDUSTRIAL MACHINERY.....	0.5	3.6	15.5	..	..	..	..	28.6
55	MOTOR VEHICLES.....	..	..	..	..	..	..	..	1.8
56	MOTOR VEHICLE PARTS.....	..	..	1.4	..	..	..	..	10.5
57	OTHER TRANSPORT EQUIPMENT.....	..	..	2.7	..	190.3	..	..	1.4
58	APPLIANCES & RECEIVERS,HOUSEHOLD.....	..	..	28.5	..	..	..	..	25.7
59	OTHER ELECTRICAL PRODUCTS.....	..	..	20.6	..	..	212.8	..	20.5
60	CEMENT & CONCRETE PRODUCTS.....	..	..	..	..	..	..	..	..
61	OTHER NON-METALLIC MINERAL PROD.....	..	..	3.5	..	..	..	..	4.1
62	GASOLINE & FUEL OIL.....	2710.5	..	..	..	..	..	..	..
63	OTHER PETROLEUM & COAL PROD.....	478.8	64.4	..	..	7.5	..	0.1	2.3
64	INDUSTRIAL CHEMICALS.....	..	1859.7	6.1	..	..	..	..	4.2
65	FERTILIZERS.....	..	74.2	..	..	..	..	..	..
66	PHARMACEUTICALS.....	..	636.5	..	..	..	..	..	0.6
67	OTHER CHEMICAL PRODUCTS.....	3.8	1609.5	3.3	..	..	..	..	22.9
68	SCIENTIFIC EQUIPMENT.....	..	8.9	493.9	..	..	..	..	8.1
69	OTHER MANUFACTURED PRODUCTS.....	7.4	25.8	710.9	..	..	..	..	12.1
70	RESIDENTIAL CONSTRUCTION.....	..	..	..	4526.3	..	..	..	..
71	NON-RESIDENTIAL CONSTRUCTION.....	..	..	..	13107.6	..	..	..	..
72	REPAIR CONSTRUCTION.....	..	..	..	3664.8	..	..	..	..
73	PIPELINE TRANSPORTATION.....	..	..	..	..	731.3	..	12.4	..
74	TRANSPORTATION & STORAGE.....	..	..	..	..	10532.4	..	..	..
75	RADIO & TELEVISION BROADCASTING.....	..	..	..	..	..	752.3	..	..
76	TELEPHONE & TELEGRAPH.....	..	..	..	..	..	4665.6	..	..
77	POSTAL SERVICES.....	..	..	..	..	..	580.8	..	..
78	ELECTRIC POWER.....	..	2.2	..	..	..	..	3533.6	..
79	OTHER UTILITIES.....	..	..	..	..	..	..	701.4	..
80	WHOLESALE MARGINS.....	7.6	206.2	85.1	..	11.9	..	..	7474.7
81	RETAIL MARGINS.....	..	..	..	..	13.5	..	39.8	..
82	IMPUTED RENT OWNER OCPD DWEL.....	..	..	..	..	..	..	..	..
83	OTHER FINANCE,INS,REAL ESTATE.....	31.9	1.4	1.8	117.0	46.7	5.5	10.3	43.6
84	BUSINESS SERVICES.....	2.6	0.4	..	..	27.5	48.2	21.1	72.1
85	EDUCATION SERVICES.....	..	..	..	..	..	..	..	..
86	HEALTH SERVICES.....	..	..	..	..	..	..	..	..
87	AMUSEMENT & RECREATION SERVICES.....	..	..	..	..	..	20.3	..	..
88	ACCOMMODATION & FOOD SERVICES.....	0.4	2.1	1.3	..	27.8	..	7.0	..
89	OTHER PERSONAL & MISC. SERVICES.....	0.2	2.4	34.6	69.4	80.3	10.5	56.2	733.8
90	TRANSPORTATION MARGINS.....	..	..	..	..	..	..	..	..
91	OPERATING, OFFICE, LAB. & FOOD.....	..	..	..	..	..	..	..	..
92	TRAVEL, ADVERTISING & PROMOTION.....	..	..	..	..	..	..	..	..
	<b>TOTAL.....</b>	<b>3342.5</b>	<b>4636.7</b>	<b>1588.3</b>	<b>21485.1</b>	<b>11669.2</b>	<b>6296.0</b>	<b>4388.6</b>	<b>8590.1</b>

NOTE: DETAIL MAY NOT ADD DUE TO ROUNDING AND SUPPRESSION OF CONFIDENTIAL COMMODITIES.

TABLE 58. MAKE (OUTPUT) MATRIX (AGGREGATION - M), 1980 (MILLIONS OF 1971 DOLLARS) - CONTINUED

NO.	COMMODITY AGGREGATION - M	RETAIL TRADE	OWNER OCCUPIED DWELLINGS	FINANCE, INS. & REAL EST.	EDUCATION & HEALTH SERVICES	AMUSEMENT RECREATION SERVICES	SERVICE TO BUSINESS MANAGEMENT	ACCOMMODATION FOOD SERVICES	PERSONAL & MISC SERVICES
1	GRAINS	..	..	..	..	..	..	..	..
2	LIVE ANIMALS	..	..	..	..	..	..	..	..
3	OTHER AGRICULTURAL PRODUCTS	3.8	..	..	..	..	..	..	..
4	FORESTRY PRODUCTS	..	..	..	..	..	..	..	..
5	FISH LANDINGS	..	..	..	..	..	..	..	..
6	HUNTING & TRAPPING PRODUCTS	..	..	..	..	..	..	..	..
7	IRON ORES & CONCENTRATES	..	..	..	..	..	..	..	..
8	OTHER METAL ORES & CONCENTRATES	..	..	..	..	..	..	..	..
9	COAL	..	..	..	..	..	..	..	..
10	CRUDE MINERAL OILS	..	..	..	..	..	..	..	..
11	NATURAL GAS	..	..	..	..	..	..	..	..
12	NON-METALLIC MINERALS	..	..	..	..	..	..	..	..
13	SERVICES INCIDENTAL TO MINING	..	..	..	..	..	..	..	..
14	MEAT PRODUCTS	192.3	..	..	..	..	..	..	..
15	DAIRY PRODUCTS	..	..	..	..	..	..	..	..
16	FISH PRODUCTS	..	..	..	..	..	..	..	..
17	FRUITS & VEGETABLES PREPARATIONS	..	..	..	..	..	..	..	..
18	FEEDS	..	..	..	..	..	..	..	..
19	FLOUR,WHEAT,MEAL & OTHER CEREALS	..	..	..	..	..	..	..	..
20	BREAKFAST CEREAL & BAKERY PROD.	..	..	..	..	..	..	..	..
21	SUGAR	..	..	..	..	..	..	..	..
22	MISC. FOOD PRODUCTS	6.0	..	..	..	..	..	..	..
23	SOFT DRINKS	..	..	..	..	..	..	..	..
24	ALCOHOLIC BEVERAGES	..	..	..	..	..	..	..	..
25	TOBACCO PROCESSED UNMANUFACTURED	..	..	..	..	..	..	..	..
26	CIGARETTES & TOBACCO MFG.	..	..	..	..	..	..	..	..
27	TIRES & TUBES	..	..	..	..	..	..	..	..
28	OTHER RUBBER PRODUCTS	..	..	..	..	..	..	..	..
29	PLASTIC FABRICATED PRODUCTS	..	..	..	..	..	..	..	..
30	LEATHER & LEATHER PRODUCTS	..	..	..	..	..	..	..	..
31	YARNS & MAN MADE FIBRES	..	..	..	..	..	..	..	..
32	FABRICS	..	..	..	..	..	..	..	..
33	OTHER TEXTILE PRODUCTS	2.8	..	..	..	..	..	..	..
34	HOSIERY & KNITTED WEAR	..	..	..	..	..	..	..	..
35	CLOTHING & ACCESSORIES	0.4	..	..	..	..	..	..	..
36	LUMBER & TIMBER	..	..	..	..	..	..	..	..
37	VENEER & PLYWOOD	..	..	..	..	..	..	..	..
38	OTHER WOOD FABRICATED MATERIALS	..	..	..	..	..	..	..	..
39	FURNITURE & FIXTURES	..	..	..	..	..	..	..	..
40	PULP	..	..	..	..	..	..	..	..
41	NEWSPRINT & OTHER PAPER STOCK	..	..	..	..	..	..	..	..
42	PAPER PRODUCTS	..	..	..	..	..	..	..	..
43	PRINTING & PUBLISHING	..	..	..	..	..	..	..	..
44	ADVERTISING,PRINT MEDIA	..	..	..	..	..	..	..	..
45	IRON & STEEL PRODUCTS	..	..	..	..	..	..	..	..
46	ALUMINUM PRODUCTS	..	..	..	..	..	..	..	..
47	COPPER & COPPER ALLOY PRODUCTS	..	..	..	..	..	..	..	..
48	NICKEL PRODUCTS	..	..	..	..	..	..	..	..
49	OTHER NON FERROUS METAL PRODUCTS	..	..	..	..	..	..	..	..
50	BOILERS, TANKS & PLATES	..	..	..	..	..	..	..	..
51	FABRICATED STRUCTURAL METAL PROD.	..	..	..	..	..	..	..	..
52	OTHER METAL FABRICATED PRODUCTS	..	..	..	..	..	..	..	..
53	AGRICULTURAL MACHINERY	..	..	..	..	..	..	..	..
54	OTHER INDUSTRIAL MACHINERY	..	..	..	..	..	..	..	..
55	MOTOR VEHICLES	..	..	..	..	..	..	..	..
56	MOTOR VEHICLE PARTS	..	..	..	..	..	..	..	..
57	OTHER TRANSPORT EQUIPMENT	..	..	..	..	..	..	..	..
58	APPLIANCES & RECEIVERS,HOUSEHOLD	..	..	..	..	..	..	..	..
59	OTHER ELECTRICAL PRODUCTS	..	..	..	..	..	..	..	..
60	CEMENT & CONCRETE PRODUCTS	..	..	..	..	..	..	..	..
61	OTHER NON-METALLIC MINERAL PROD.	..	..	..	..	..	..	..	..
62	GASOLINE & FUEL OIL	..	..	..	..	..	..	..	..
63	OTHER PETROLEUM & COAL PROD.	..	..	..	..	..	..	..	..
64	INDUSTRIAL CHEMICALS	..	..	..	..	..	..	..	..
65	FERTILIZERS	..	..	..	..	..	..	..	..
66	PHARMACEUTICALS	..	..	..	..	..	..	..	..
67	OTHER CHEMICAL PRODUCTS	..	..	..	..	..	..	..	..
68	SCIENTIFIC EQUIPMENT	..	..	..	..	..	..	..	..
69	OTHER MANUFACTURED PRODUCTS	..	..	..	..	..	..	..	..
70	RESIDENTIAL CONSTRUCTION	..	..	..	..	..	..	..	..
71	NON-RESIDENTIAL CONSTRUCTION	..	..	..	..	..	..	..	..
72	REPAIR CONSTRUCTION	..	..	..	..	..	..	..	..
73	PIPELINE TRANSPORTATION	..	..	..	..	..	..	..	..
74	TRANSPORTATION & STORAGE	7.9	..	0.2	..	0.1	..	..	..
75	RADIO & TELEVISION BROADCASTING	..	..	..	..	..	..	..	..
76	TELEPHONE & TELEGRAPH	..	..	..	..	..	..	..	..
77	POSTAL SERVICES	..	..	..	..	..	..	..	..
78	ELECTRIC POWER	..	..	..	..	..	..	..	..
79	OTHER UTILITIES	..	..	..	..	..	..	..	..
80	WHOLESALE MARGINS	..	..	..	..	..	102.5	..	..
81	RETAIL MARGINS	9423.5	..	..	..	23.7	27.0	29.3	..
82	IMPUTED RENT OWNER OCCP. DWEL	..	8028.3	..	..	..	..	..	..
83	OTHER FINANCE,INS.,REAL ESTATE	92.6	..	17346.2	3.0	16.3	33.5	39.6	..
84	BUSINESS SERVICES	3.4	..	87.7	..	0.6	6864.1	..	..
85	EDUCATION SERVICES	..	..	..	358.2	..	..	..	..
86	HEALTH SERVICES	..	..	..	2964.4	..	..	..	..
87	AMUSEMENT & RECREATION SERVICES	..	..	..	..	1356.9	3.9	0.7	..
88	ACCOMMODATION & FOOD SERVICES	160.6	..	0.4	..	62.8	..	5550.1	..
89	OTHER PERSONAL & MISC. SERVICES	1579.9	..	448.3	..	..	976.3	34.9	16.7
90	TRANSPORTATION MARGINS	..	..	..	..	..	..	..	..
91	OPERATING, OFFICE, LAB & FOOD	..	..	..	..	..	..	..	..
92	TRAVEL, ADVERTISING & PROMOTION	..	..	..	..	..	..	..	..
	TOTAL	11473.2	8028.3	17882.7	3325.6	1460.4	8007.4	5654.7	1654

NOTE: DETAIL MAY NOT ADD DUE TO ROUNDING AND SUPPRESSION OF CONFIDENTIAL COMMODITIES.



TABLE 58. MAKE (OUTPUT) MATRIX (AGGREGATION - M), 1980 (MILLIONS OF 1971 DOLLARS) - CONCLUDED

NO.	COMMODITY AGGREGATION - M	TRANS. MARGINS	OPERATING OFFICE LAB & FOOD	TRAVEL PROMOTION, ADVTG.	TOTAL INDUSTRIES
1	GRAINS	--	--	--	1292.6
2	LIVE ANIMALS	--	--	--	2337.5
3	OTHER AGRICULTURAL PRODUCTS	--	--	--	2101.0
4	FORESTRY PRODUCTS	--	--	--	1832.4
5	FISH LANDINGS	--	--	--	233.9
6	HUNTING & TRAPPING PRODUCTS	--	--	--	22.2
7	IRON ORES & CONCENTRATES	--	--	--	567.0
8	OTHER METAL ORES & CONCENTRATES	--	--	--	1742.8
9	COAL	--	--	--	222.2
10	CRUDE MINERAL OILS	--	--	--	1580.3
11	NATURAL GAS	--	--	--	387.7
12	NON-METALLIC MINERALS	--	--	--	540.9
13	SERVICES INCIDENTAL TO MINING	--	--	--	1471.6
14	MEAT PRODUCTS	--	--	--	3650.4
15	DAIRY PRODUCTS	--	--	--	1634.0
16	FISH PRODUCTS	--	--	--	433.0
17	FRUITS & VEGETABLES PREPARATIONS	--	--	--	798.3
18	FEEDS	--	--	--	1156.7
19	FLOUR,WHEAT,MEAL & OTHER CEREALS	--	--	--	212.9
20	BREAKFAST CEREAL & BAKERY PROD.	--	--	--	770.4
21	SUGAR	--	--	--	205.8
22	MISC. FOOD PRODUCTS	--	--	--	1321.9
23	SOFT DRINKS	--	--	--	382.3
24	ALCOHOLIC BEVERAGES	--	--	--	1027.6
25	TOBACCO PROCESSED UNMANUFACTURED	--	--	--	142.4
26	CIGARETTES & TOBACCO MFG.	--	--	--	464.1
27	TIRES & TUBES	--	--	--	--
28	OTHER RUBBER PRODUCTS	--	--	--	846.7
29	PLASTIC FABRICATED PRODUCTS	--	--	--	790.3
30	LEATHER & LEATHER PRODUCTS	--	--	--	411.2
31	YARNS & MAN MADE FIBRES	--	--	--	504.4
32	FABRICS	--	--	--	815.6
33	OTHER TEXTILE PRODUCTS	--	--	--	876.6
34	HOSIERY & KNITTED WEAR	--	--	--	549.4
35	CLOTHING & ACCESSORIES	--	--	--	1789.7
36	LUMBER & TIMBER	--	--	--	1856.3
37	VENEER & PLYWOOD	--	--	--	334.9
38	OTHER WOOD FABRICATED MATERIALS	--	--	--	1307.7
39	FURNITURE & FIXTURES	--	--	--	1036.8
40	PULP	--	--	--	1220.4
41	NEWSPRINT & OTHER PAPER STOCK	--	--	--	2458.3
42	PAPER PRODUCTS	--	--	--	1717.2
43	PRINTING & PUBLISHING	--	--	--	1834.6
44	ADVERTISING,PRINT MEDIA	--	--	--	855.1
45	IRON & STEEL PRODUCTS	--	--	--	2840.8
46	ALUMINUM PRODUCTS	--	--	--	969.0
47	COPPER & COPPER ALLOY PRODUCTS	--	--	--	855.1
48	NICKEL PRODUCTS	--	--	--	530.6
49	OTHER NON FERROUS METAL PRODUCTS	--	--	--	574.6
50	BOILERS, TANKS & PLATES	--	--	--	261.4
51	FABRICATED STRUCTURAL METAL PROD.	--	--	--	1094.6
52	OTHER METAL FABRICATED PRODUCTS	--	--	--	2957.8
53	AGRICULTURAL MACHINERY	--	--	--	600.1
54	OTHER INDUSTRIAL MACHINERY	--	--	--	3226.5
55	MOTOR VEHICLES	--	--	--	5188.6
56	MOTOR VEHICLE PARTS	--	--	--	2318.5
57	OTHER TRANSPORT EQUIPMENT	--	--	--	1955.5
58	APPLIANCES & RECEIVERS HOUSEHOLD	--	--	--	1016.5
59	OTHER ELECTRICAL PRODUCTS	--	--	--	3496.1
60	CEMENT & CONCRETE PRODUCTS	--	--	--	840.3
61	OTHER NON-METALLIC MINERAL PROD.	--	--	--	1026.2
62	GASOLINE & FUEL OIL	--	--	--	2716.3
63	OTHER PETROLEUM & COAL PROD.	--	--	--	728.2
64	INDUSTRIAL CHEMICALS	--	--	--	2101.7
65	FERTILIZERS	--	--	--	342.7
66	PHARMACEUTICALS	--	--	--	656.3
67	OTHER CHEMICAL PRODUCTS	--	--	--	1818.2
68	SCIENTIFIC EQUIPMENT	--	--	--	575.7
69	OTHER MANUFACTURED PRODUCTS	--	--	--	1051.1
70	RESIDENTIAL CONSTRUCTION	--	--	--	4526.3
71	NON-RESIDENTIAL CONSTRUCTION	--	--	--	13107.6
72	REPAIR CONSTRUCTION	--	--	--	3664.8
73	PIPELINE TRANSPORTATION	--	--	--	743.8
74	TRANSPORTATION & STORAGE	--	--	--	10542.6
75	RADIO & TELEVISION BROADCASTING	--	--	--	752.3
76	TELEPHONE & TELEGRAPH	--	--	--	4665.6
77	POSTAL SERVICES	--	--	--	580.8
78	ELECTRIC POWER	--	--	--	3565.5
79	OTHER UTILITIES	--	--	--	716.9
80	WHOLESALE MARGINS	--	--	--	9229.4
81	RETAIL MARGINS	--	--	--	9568.9
82	IMPUTED RENT OWNER OCPD. DWEL	--	--	--	8028.3
83	OTHER FINANCE,INS.,REAL ESTATE	--	--	--	17958.2
84	BUSINESS SERVICES	--	--	--	7219.8
85	EDUCATION SERVICES	--	--	--	358.2
86	HEALTH SERVICES	--	--	--	2964.4
87	AMUSEMENT & RECREATION SERVICES	--	--	--	1381.9
88	ACCOMMODATION & FOOD SERVICES	--	--	--	5876.2
89	OTHER PERSONAL & MISC. SERVICES	--	--	--	5896.7
90	TRANSPORTATION MARGINS	4694.1	--	--	4694.1
91	OPERATING, OFFICE, LAB. & FOOD	--	7944.8	--	7944.8
92	TRAVEL, ADVERTISING & PROMOTION	--	--	4849.3	4849.3
	<b>TOTAL</b>	<b>4694.1</b>	<b>7944.8</b>	<b>4849.3</b>	<b>214315.6</b>

NOTE: DETAIL MAY NOT ADD DUE TO ROUNDING AND SUPPRESSION OF CONFIDENTIAL COMMODITIES.

TABLE 59. USE (INPUT) MATRIX (AGGREGATION - M), 1980 (MILLIONS OF 1971 DOLLARS)

NO.	COMMODITY AGGREGATION - M	AGRICUL- TURE	FOREST- RY	FISHING, HUNTING & TRAPPING	METAL MINES	MINERAL FUELS	NON-METAL MINES & QUARRIES	SERVICES INCIDENTAL TO MINING	FOOD & BEVERAGE INDUSTRIES
1	GRAINS.....	38.4	--	--	--	--	--	--	408.3
2	LIVE ANIMALS.....	228.5	--	--	--	--	--	--	1780.2
3	OTHER AGRICULTURAL PRODUCTS.....	142.4	--	--	--	--	--	--	1104.9
4	FORESTRY PRODUCTS.....	0.5	232.9	--	--	--	--	--	--
5	FISH LANDINGS.....	--	--	2.8	--	--	--	--	201.7
6	HUNTING & TRAPPING PRODUCTS.....	--	--	--	--	--	--	--	--
7	IRON ORES & CONCENTRATES.....	--	--	--	4.3	--	--	--	--
8	OTHER METAL ORES & CONCENTRATES.....	--	--	--	8.1	--	--	--	--
9	COAL.....	1.0	--	--	0.9	--	--	--	0.1
10	CRUDE MINERAL OILS.....	--	--	--	--	--	--	--	--
11	NATURAL GAS.....	0.9	--	0.1	1.2	2.0	4.8	--	9.3
12	NON-METALLIC MINERALS.....	6.8	--	0.7	17.9	1.2	2.7	7.9	8.1
13	SERVICES INCIDENTAL TO MINING.....	--	--	--	263.7	211.9	16.8	--	--
14	MEAT PRODUCTS.....	3.7	--	--	--	--	--	--	773.5
15	DAIRY PRODUCTS.....	--	--	--	--	--	--	--	208.7
16	FISH PRODUCTS.....	--	--	--	--	--	--	--	54.5
17	FRUITS & VEGETABLES PREPARATIONS.....	--	--	--	--	--	--	--	100.2
18	FEEDS.....	711.6	--	--	--	--	--	--	288.7
19	FLOUR,WHEAT,MEAL & OTHER CEREALS.....	--	--	--	--	--	--	--	117.9
20	BREAKFAST CEREAL & BAKERY PROD.....	--	--	--	--	--	--	--	4.8
21	SUGAR.....	--	--	--	--	--	--	--	180.2
22	MISC. FOOD PRODUCTS.....	--	--	--	--	--	--	--	383.1
23	SOFT DRINKS.....	--	--	--	--	--	--	--	50.7
24	ALCOHOLIC BEVERAGES.....	--	--	--	--	--	--	--	34.6
25	TOBACCO PROCESSED UNMANUFACTURED.....	--	--	--	--	--	--	--	--
26	CIGARETTES & TOBACCO MFG.....	--	--	--	--	--	--	--	--
27	TIRES & TUBES.....	--	--	--	--	--	--	--	--
28	OTHER RUBBER PRODUCTS.....	20.9	--	--	--	--	--	--	0.1
29	PLASTIC FABRICATED PRODUCTS.....	--	--	--	--	--	3.7	--	79.5
30	LEATHER & LEATHER PRODUCTS.....	--	--	--	--	--	--	--	--
31	YARNS & MAN MADE FIBRES.....	--	--	0.7	--	--	--	--	--
32	FABRICS.....	--	--	--	--	--	--	--	0.2
33	OTHER TEXTILE PRODUCTS.....	9.3	2.9	8.8	1.2	--	0.4	--	7.4
34	HOSIERY & KNITTED WEAR.....	--	--	--	--	--	--	--	--
35	CLOTHING & ACCESSORIES.....	--	--	--	--	--	--	--	--
36	LUMBER & TIMBER.....	0.1	--	4.2	--	0.5	0.1	--	--
37	VENEER & PLYWOOD.....	--	--	--	--	--	--	--	--
38	OTHER WOOD FABRICATED MATERIALS.....	3.4	--	--	--	--	1.1	--	2.9
39	FURNITURE & FIXTURES.....	--	--	--	--	--	--	--	--
40	PULP.....	--	--	--	--	--	--	--	--
41	NEWSPRINT & OTHER PAPER STOCK.....	--	--	--	--	--	--	--	12.3
42	PAPER PRODUCTS.....	5.1	--	--	0.5	--	8.8	--	337.8
43	PRINTING & PUBLISHING.....	--	--	--	--	--	0.3	--	38.5
44	ADVERTISING,PRINT MEDIA.....	--	--	--	--	--	--	--	--
45	IRON & STEEL PRODUCTS.....	--	--	--	42.0	16.2	0.2	50.2	--
46	ALUMINUM PRODUCTS.....	--	--	--	--	--	--	--	1.1
47	COPPER & COPPER ALLOY PRODUCTS.....	--	--	--	--	--	--	--	--
48	NICKEL PRODUCTS.....	--	--	--	--	--	--	--	--
49	OTHER NON FERROUS METAL PRODUCTS.....	--	--	--	1.2	0.2	--	--	1.4
50	BOILERS, TANKS & PLATES.....	--	--	--	--	--	--	--	--
51	FABRICATED STRUCTURAL METAL PROD.....	--	--	--	1.5	1.3	--	--	--
52	OTHER METAL FABRICATED PRODUCTS.....	30.4	11.8	1.0	3.1	3.4	--	--	237.4
53	AGRICULTURAL MACHINERY.....	53.3	--	--	--	--	--	--	--
54	OTHER INDUSTRIAL MACHINERY.....	--	9.6	3.0	39.1	32.5	13.2	22.0	4.7
55	MOTOR VEHICLES.....	--	--	--	--	--	--	--	--
56	MOTOR VEHICLE PARTS.....	--	--	--	--	--	--	--	--
57	OTHER TRANSPORT EQUIPMENT.....	1.5	3.2	14.5	5.0	1.4	--	--	--
58	APPLIANCES & RECEIVERS,HOUSEHOLD.....	--	--	--	--	--	--	--	--
59	OTHER ELECTRICAL PRODUCTS.....	--	--	5.7	--	--	--	13.7	--
60	CEMENT & CONCRETE PRODUCTS.....	--	--	--	--	--	0.1	8.4	--
61	OTHER NON-METALLIC MINERAL PROD.....	3.3	0.1	0.4	7.1	--	0.7	6.4	107.5
62	GASOLINE & FUEL OIL.....	180.4	31.8	10.3	35.5	12.9	12.6	32.5	29.2
63	OTHER PETROLEUM & COAL PROD.....	27.3	0.9	2.0	8.3	2.8	3.9	5.6	5.6
64	INDUSTRIAL CHEMICALS.....	161.7	0.2	0.2	28.7	11.1	4.0	0.9	50.1
65	FERTILIZERS.....	80.2	--	--	--	--	--	--	0.1
66	PHARMACEUTICALS.....	15.8	--	--	--	--	--	--	26.7
67	OTHER CHEMICAL PRODUCTS.....	135.4	1.7	0.2	41.3	9.0	10.1	6.6	98.8
68	SCIENTIFIC EQUIPMENT.....	--	--	--	--	--	--	--	0.1
69	OTHER MANUFACTURED PRODUCTS.....	--	--	4.5	--	--	--	--	1.5
70	RESIDENTIAL CONSTRUCTION.....	--	--	--	--	--	--	--	--
71	NON-RESIDENTIAL CONSTRUCTION.....	--	--	--	--	--	--	--	--
72	REPAIR CONSTRUCTION.....	114.3	36.8	3.3	56.7	262.8	9.7	--	27.1
73	PIPELINE TRANSPORTATION.....	3.1	--	0.1	1.6	2.4	0.8	--	10.5
74	TRANSPORTATION & STORAGE.....	20.8	215.6	2.3	39.0	11.4	6.9	41.9	77.6
75	RADIO & TELEVISION BROADCASTING.....	--	--	--	--	--	--	--	--
76	TELEPHONE & TELEGRAPH.....	46.1	4.7	0.6	7.6	16.2	3.1	6.7	55.2
77	POSTAL SERVICES.....	2.7	0.3	--	0.5	1.6	0.2	0.3	4.3
78	ELECTRIC POWER.....	106.9	1.5	0.3	71.9	60.6	19.8	14.9	57.5
79	OTHER UTILITIES.....	5.7	--	0.1	2.5	9.6	3.4	--	16.4
80	WHOLESALE MARGINS.....	181.8	10.8	6.4	38.8	19.3	10.5	22.4	244.2
81	RETAIL MARGINS.....	38.3	1.0	1.2	1.2	0.4	0.7	2.2	2.0
82	IMPUTED RENT OWNER OCPD DWEL.....	--	--	--	--	--	--	--	--
83	OTHER FINANCE,INS.,REAL ESTATE.....	383.4	129.9	3.9	100.0	460.4	21.1	28.8	150.3
84	BUSINESS SERVICES.....	18.5	10.0	0.6	97.7	290.6	13.8	28.9	111.9
85	EDUCATION SERVICES.....	--	--	--	--	--	--	--	--
86	HEALTH SERVICES.....	--	--	--	--	--	--	--	--
87	AMUSEMENT & RECREATION SERVICES.....	--	--	--	--	--	--	--	--
88	ACCOMMODATION & FOOD SERVICES.....	--	--	0.1	--	--	--	--	--
89	OTHER PERSONAL & MISC. SERVICES.....	19.6	66.3	4.3	24.9	9.7	13.8	18.8	55.4
90	TRANSPORTATION MARGINS.....	81.7	3.7	2.9	23.6	6.4	5.0	12.5	280.9
91	OPERATING, OFFICE, LAB. & FOOD.....	205.8	220.6	10.3	304.7	220.8	101.7	196.7	237.1
92	TRAVEL, ADVERTISING & PROMOTION.....	0.3	5.5	--	9.0	32.7	6.0	21.9	392.4
93	NON-COMPETING IMPORTS.....	--	--	--	--	--	--	--	182.4
94	UNALLOCATED IMPORTS & EXPORTS.....	--	--	--	--	--	--	--	--
95	INDIRECT TAXES.....	291.9	43.5	7.2	85.3	116.3	20.1	18.3	98.8
96	SUBSIDIES.....	-204.6	-1.0	-1.3	-11.6	-4.8	-0.1	-0.1	-33.6
	GDP AT FACTOR COST.....	2668.0	777.7	159.4	1086.2	655.6	434.3	697.2	3082.4
	TOTAL.....	5846.0	1822.1	260.7	2450.2	2478.2	754.4	1265.6	11755.5

NOTE: DETAIL MAY NOT ADD DUE TO ROUNDING.

TABLE 59. USE (INPUT) MATRIX (AGGREGATION - M), 1980 (MILLIONS OF 1971 DOLLARS) - CONTINUED

NO.	COMMODITY AGGREGATION - M	TOBACCO PRODUCTS INDUSTRIES	RUBBER & PLASTIC PROD. IND.	LEATHER INDUSTRIES	TEXTILE INDUSTRIES	KNITTING MILLS	CLOTHING INDUSTRIES	WOOD	FURNITURE, FIXTURE INDUSTRIES
1	GRAINS	--	--	--	--	--	--	--	--
2	LIVE ANIMALS	--	--	--	--	--	--	--	--
3	OTHER AGRICULTURAL PRODUCTS	125.3	--	--	0.4	0.1	10.5	0.2	--
4	FORESTRY PRODUCTS	--	--	--	--	--	--	994.4	0.1
5	FISH LANDINGS	--	--	--	--	--	--	--	--
6	HUNTING & TRAPPING PRODUCTS	--	--	--	--	--	19.8	--	--
7	IRON ORES & CONCENTRATES	--	--	--	--	--	--	--	--
8	OTHER METAL ORES & CONCENTRATES	--	--	--	--	--	--	--	--
9	COAL	--	--	--	--	--	--	--	--
10	CRUDE MINERAL OILS	--	--	--	--	--	--	--	--
11	NATURAL GAS	0.1	1.5	0.2	1.8	0.2	0.1	2.5	0.5
12	NON-METALLIC MINERALS	--	3.0	0.2	0.8	--	--	--	--
13	SERVICES INCIDENTAL TO MINING	--	--	--	--	--	--	--	--
14	MEAT PRODUCTS	0.2	0.5	18.7	2.0	--	--	--	--
15	DAIRY PRODUCTS	--	--	--	--	--	--	--	--
16	FISH PRODUCTS	--	--	0.3	--	--	--	--	--
17	FRUITS & VEGETABLES PREPARATIONS	--	--	--	--	--	--	--	--
18	FEEDS	--	--	--	--	--	--	--	--
19	FLOUR,WHEAT,MEAL & OTHER CEREALS	--	--	--	--	--	--	--	--
20	BREAKFAST CEREAL & BAKERY PROD.	--	--	--	--	--	--	--	--
21	SUGAR	--	--	--	--	--	--	--	--
22	MISC. FOOD PRODUCTS	0.3	0.3	--	--	--	--	--	--
23	SOFT DRINKS	--	--	--	--	--	--	--	--
24	ALCOHOLIC BEVERAGES	--	--	--	--	--	--	--	--
25	TOBACCO PROCESSED UNMANUFACTURED	109.8	--	--	--	--	--	--	--
26	CIGARETTES & TOBACCO MFG.	3.3	--	--	--	--	--	--	--
27	TIRES & TUBES	--	--	--	--	--	--	--	--
28	OTHER RUBBER PRODUCTS	--	7.8	40.9	10.3	--	0.3	0.1	22.0
29	PLASTIC FABRICATED PRODUCTS	1.8	50.2	11.5	25.1	0.4	1.4	16.2	21.8
30	LEATHER & LEATHER PRODUCTS	--	2.0	65.3	3.2	--	21.1	--	0.9
31	YARNS & MAN MADE FIBRES	8.7	13.9	0.1	389.1	181.4	28.4	--	--
32	FABRICS	--	67.6	4.4	216.7	22.3	550.5	1.2	82.6
33	OTHER TEXTILE PRODUCTS	--	1.0	1.9	27.7	4.1	50.4	1.7	10.8
34	HOSIERY & KNITTED WEAR	--	--	--	0.7	3.2	--	--	--
35	CLOTHING & ACCESSORIES	--	1.3	3.0	21.3	14.8	121.2	--	--
36	LUMBER & TIMBER	--	0.7	0.2	0.1	--	--	197.9	36.1
37	VENEER & PLYWOOD	--	0.4	0.2	--	--	--	76.0	16.7
38	OTHER WOOD FABRICATED MATERIALS	0.1	2.8	0.3	1.3	--	--	103.9	21.7
39	FURNITURE & FIXTURES	--	--	--	1.6	--	--	4.4	34.4
40	PULP	--	--	--	6.3	--	--	--	--
41	NEWSPRINT & OTHER PAPER STOCK	6.7	8.3	0.7	7.2	1.0	1.0	8.9	4.1
42	PAPER PRODUCTS	43.8	22.9	6.3	20.5	4.6	8.6	5.8	16.2
43	PRINTING & PUBLISHING	1.5	0.9	0.4	1.6	0.9	1.1	0.2	0.8
44	ADVERTISING,PRINT MEDIA	--	--	--	--	--	--	--	--
45	IRON & STEEL PRODUCTS	--	0.6	--	0.3	--	--	0.8	35.8
46	ALUMINUM PRODUCTS	--	3.4	--	0.3	--	--	4.3	0.1
47	COPPER & COPPER ALLOY PRODUCTS	--	--	--	--	--	--	--	--
48	NICKEL PRODUCTS	--	0.3	--	--	--	--	--	--
49	OTHER NON FERROUS METAL PRODUCTS	--	3.6	--	0.8	--	--	--	--
50	BOILERS, TANKS & PLATES	--	0.1	--	--	--	--	0.1	--
51	FABRICATED STRUCTURAL METAL PROD.	--	0.2	--	0.2	--	--	14.0	0.1
52	OTHER METAL FABRICATED PRODUCTS	1.7	32.9	4.3	7.8	0.1	1.1	29.3	65.9
53	AGRICULTURAL MACHINERY	--	--	--	--	--	--	--	--
54	OTHER INDUSTRIAL MACHINERY	--	2.2	--	0.9	--	--	0.2	5.0
55	MOTOR VEHICLES	--	--	--	--	--	--	--	--
56	MOTOR VEHICLE PARTS	--	8.2	0.9	11.1	--	--	--	--
57	OTHER TRANSPORT EQUIPMENT	--	0.4	--	--	--	--	--	--
58	APPLIANCES & RECEIVERS,HOUSEHOLD	--	0.1	--	--	--	--	2.2	--
59	OTHER ELECTRICAL PRODUCTS	--	0.2	--	--	--	--	--	10.0
60	CEMENT & CONCRETE PRODUCTS	--	--	0.1	--	--	--	--	--
61	OTHER NON-METALLIC MINERAL PROD.	--	10.1	0.1	0.3	--	0.2	22.8	9.9
62	GASOLINE & FUEL OIL	0.3	3.6	0.3	7.1	0.8	0.7	10.3	1.2
63	OTHER PETROLEUM & COAL PROD.	0.1	1.3	0.1	1.3	--	0.1	3.2	0.3
64	INDUSTRIAL CHEMICALS	3.1	425.3	7.8	87.6	0.2	0.7	22.5	0.4
65	FERTILIZERS	--	--	--	--	--	--	--	--
66	PHARMACEUTICALS	--	--	--	--	--	--	--	--
67	OTHER CHEMICAL PRODUCTS	0.2	18.9	6.7	33.4	5.5	0.2	17.8	13.2
68	SCIENTIFIC EQUIPMENT	--	--	--	0.8	--	--	--	--
69	OTHER MANUFACTURED PRODUCTS	--	10.0	8.6	65.9	1.5	42.8	9.5	7.1
70	RESIDENTIAL CONSTRUCTION	--	--	--	--	--	--	--	--
71	NON-RESIDENTIAL CONSTRUCTION	--	--	--	--	--	--	--	--
72	REPAIR CONSTRUCTION	2.7	5.1	1.1	5.9	1.0	1.2	16.7	2.0
73	PIPELINE TRANSPORTATION	0.1	1.7	0.3	2.1	0.3	0.1	2.5	0.6
74	TRANSPORTATION & STORAGE	0.7	1.0	0.4	1.7	0.3	1.9	3.8	0.8
75	RADIO & TELEVISION BROADCASTING	--	--	--	--	--	--	--	--
76	TELEPHONE & TELEGRAPH	2.2	15.3	3.2	12.0	2.8	9.5	17.3	7.0
77	POSTAL SERVICES	0.2	1.4	0.5	1.3	0.6	2.5	1.2	1.0
78	ELECTRIC POWER	1.7	20.3	2.2	18.9	2.5	4.7	42.6	5.5
79	OTHER UTILITIES	0.4	3.5	0.3	3.6	0.6	0.5	6.8	0.7
80	WHOLESALE MARGINS	6.3	35.0	11.7	57.5	15.1	60.0	82.1	50.8
81	RETAIL MARGINS	--	0.2	--	0.2	--	0.1	0.8	0.1
82	IMPUTED RENT OWNER OCPD DWEL	--	--	--	--	--	--	--	--
83	OTHER FINANCE,INS,REAL ESTATE	10.1	44.5	13.1	38.0	10.4	43.9	73.8	33.0
84	BUSINESS SERVICES	6.4	29.9	5.8	21.8	4.1	16.1	22.8	8.8
85	EDUCATION SERVICES	--	--	--	--	--	--	--	--
86	HEALTH SERVICES	--	--	--	--	--	--	--	--
87	AMUSEMENT & RECREATION SERVICES	--	--	--	--	--	--	--	--
88	ACCOMMODATION & FOOD SERVICES	--	--	--	--	--	--	--	--
89	OTHER PERSONAL & MISC. SERVICES	1.5	9.6	5.3	5.1	1.9	3.7	26.1	3.3
90	TRANSPORTATION MARGINS	6.0	21.4	5.8	23.7	3.6	9.7	90.8	15.9
91	OPERATING, OFFICE, LAB. & FOOD	7.2	61.6	10.1	61.3	8.3	20.0	217.0	17.1
92	TRAVEL, ADVERTISING & PROMOTION	35.6	60.7	13.5	40.6	7.3	32.4	27.2	21.3
93	NON-COMPETING IMPORTS	--	24.6	--	35.1	--	0.8	--	--
94	UNALLOCATED IMPORTS & EXPORTS	--	--	--	--	--	--	--	--
95	INDIRECT TAXES	3.5	16.5	3.9	20.2	2.7	6.3	39.7	10.5
96	SUBSIDIES	--	-0.8	--	-0.6	-0.1	-0.1	-0.7	-0.2
	GDP AT FACTOR COST	220.3	869.1	206.0	937.5	312.1	843.3	1260.6	417.2
	TOTAL	612.0	1927.1	466.9	2242.0	614.5	1916.8	3481.8	1013.1

NOTE: DETAIL MAY NOT ADD DUE TO ROUNDING.

TABLE 59. USE (INPUT) MATRIX (AGGREGATION - M), 1980 (MILLIONS OF 1971 DOLLARS) - CONTINUED

NO.	COMMODITY AGGREGATION - M	PAPER & ALLIED INDUSTRIES	PRINTING & PUBLISHING	PRIMARY METAL INDUSTRIES	METAL FABRICATING INDUSTRIES	MACHINERY INDUSTRIES	TRANS. EQUIPMENT INDUSTRIES	ELECTRICAL PRODUCTS INDUSTRIES	NON-METAL MINERAL PROD. IND.
1	GRAINS.....	--	--	--	--	--	--	--	--
2	LIVE ANIMALS.....	--	--	--	--	--	--	--	--
3	OTHER AGRICULTURAL PRODUCTS.....	0.1	--	0.1	--	--	--	--	0.1
4	FORESTRY PRODUCTS.....	556.3	--	--	--	--	--	--	--
5	FISH LANDINGS.....	--	--	--	--	--	--	--	--
6	HUNTING & TRAPPING PRODUCTS.....	--	--	--	--	--	--	--	--
7	IRON ORES & CONCENTRATES.....	--	--	231.9	--	--	--	--	--
8	OTHER METAL ORES & CONCENTRATES.....	--	--	1284.3	59.3	--	--	0.2	15.6
9	COAL.....	3.8	--	148.6	0.1	--	0.8	--	4.0
10	CRUDE MINERAL OILS.....	--	--	4.5	--	--	--	--	--
11	NATURAL GAS.....	14.2	0.5	17.9	4.1	1.7	3.4	1.6	10.3
12	NON-METALLIC MINERALS.....	16.6	--	25.2	2.0	8.6	0.6	0.5	110.7
13	SERVICES INCIDENTAL TO MINING.....	--	--	--	--	--	--	--	--
14	MEAT PRODUCTS.....	--	--	--	--	--	--	0.1	--
15	DAIRY PRODUCTS.....	--	--	--	--	--	--	--	--
16	FISH PRODUCTS.....	--	--	--	--	--	--	--	--
17	FRUITS & VEGETABLES PREPARATIONS.....	--	--	--	--	--	--	--	--
18	FEEDS.....	--	--	--	--	--	--	--	--
19	FLOUR,WHEAT,MEAL & OTHER CEREALS.....	9.4	--	--	--	--	--	--	--
20	BREAKFAST CEREAL & BAKERY PROD.....	--	--	--	--	--	--	--	--
21	SUGAR.....	--	--	--	--	--	--	--	--
22	MISC. FOOD PRODUCTS.....	8.6	--	--	--	--	--	--	0.4
23	SOFT DRINKS.....	--	--	--	--	--	--	--	--
24	ALCOHOLIC BEVERAGES.....	--	--	--	--	--	--	--	--
25	TOBACCO PROCESSED UNMANUFACTURED.....	--	--	--	--	--	--	--	--
26	CIGARETTES & TOBACCO MFG.....	--	--	--	--	--	--	--	--
27	TIRES & TUBES.....	--	--	--	--	--	--	--	--
28	OTHER RUBBER PRODUCTS.....	2.4	0.5	--	6.1	48.0	180.5	9.6	2.7
29	PLASTIC FABRICATED PRODUCTS.....	56.7	2.6	1.0	14.8	1.4	10.2	14.1	12.8
30	LEATHER & LEATHER PRODUCTS.....	--	0.1	--	--	--	--	--	--
31	YARNS & MAN MADE FIBRES.....	3.5	0.2	0.3	0.9	--	--	4.3	0.9
32	FABRICS.....	9.4	0.3	--	0.6	--	1.8	0.5	1.2
33	OTHER TEXTILE PRODUCTS.....	29.5	--	--	1.0	--	32.3	0.2	0.5
34	HOSIERY & KNITTED WEAR.....	--	--	--	--	--	--	--	--
35	CLOTHING & ACCESSORIES.....	--	--	--	--	--	--	--	--
36	LUMBER & TIMBER.....	0.2	--	2.4	6.2	4.1	13.9	1.3	0.6
37	VENEER & PLYWOOD.....	--	--	--	1.3	0.1	8.9	--	--
38	OTHER WOOD FABRICATED MATERIALS.....	362.5	0.1	4.2	6.3	2.6	5.8	6.4	4.0
39	FURNITURE & FIXTURES.....	--	--	--	0.1	0.1	3.2	0.2	--
40	PULP.....	192.7	--	--	--	--	--	--	--
41	NEWSPRINT & OTHER PAPER STOCK.....	498.8	457.3	0.6	1.2	0.7	3.1	2.2	14.2
42	PAPER PRODUCTS.....	116.5	29.9	2.4	23.8	7.6	12.2	30.3	26.6
43	PRINTING & PUBLISHING.....	7.1	213.1	--	2.3	0.5	0.2	1.4	0.5
44	ADVERTISING,PRINT MEDIA.....	--	--	--	--	--	--	--	--
45	IRON & STEEL PRODUCTS.....	1.6	--	423.1	863.7	280.1	375.1	89.5	9.5
46	ALUMINUM PRODUCTS.....	18.6	1.0	224.6	131.0	24.3	95.8	80.4	0.6
47	COPPER & COPPER ALLOY PRODUCTS.....	0.1	--	157.8	55.8	19.6	32.3	192.0	0.4
48	NICKEL PRODUCTS.....	--	--	19.2	14.1	2.2	6.0	2.4	0.1
49	OTHER NON FERROUS METAL PRODUCTS.....	2.9	3.6	250.9	24.1	4.1	28.2	36.5	4.8
50	BOILERS, TANKS & PLATES.....	0.3	--	0.2	30.9	10.2	11.4	3.9	0.3
51	FABRICATED STRUCTURAL METAL PROD.....	--	--	0.6	132.4	28.4	20.7	4.8	0.2
52	OTHER METAL FABRICATED PRODUCTS.....	19.8	0.7	67.3	398.2	157.9	335.9	87.8	18.0
53	AGRICULTURAL MACHINERY.....	--	--	--	--	72.6	0.9	--	--
54	OTHER INDUSTRIAL MACHINERY.....	0.4	0.3	31.3	28.2	675.7	170.0	48.3	1.1
55	MOTOR VEHICLES.....	--	--	--	0.2	1.7	23.6	--	--
56	MOTOR VEHICLE PARTS.....	--	--	--	13.5	75.4	2897.0	0.4	0.6
57	OTHER TRANSPORT EQUIPMENT.....	--	--	1.4	0.9	0.3	304.0	--	0.2
58	APPLIANCES & RECEIVERS,HOUSEHOLD.....	--	--	--	2.5	16.5	96.2	103.6	--
59	OTHER ELECTRICAL PRODUCTS.....	--	--	0.4	10.7	124.0	154.1	864.7	2.0
60	CEMENT & CONCRETE PRODUCTS.....	--	--	--	--	--	0.3	--	157.3
61	OTHER NON-METALLIC MINERAL PROD.....	18.7	--	62.9	45.2	12.9	115.1	27.9	80.9
62	GASOLINE & FUEL OIL.....	79.1	1.5	42.4	5.5	2.8	7.1	1.8	21.2
63	OTHER PETROLEUM & COAL PROD.....	20.0	2.3	50.1	5.4	3.1	5.6	4.3	6.8
64	INDUSTRIAL CHEMICALS.....	225.2	0.2	32.8	15.0	3.4	13.8	55.9	34.8
65	FERTILIZERS.....	--	--	--	--	--	--	--	--
66	PHARMACEUTICALS.....	--	--	--	--	--	--	--	--
67	OTHER CHEMICAL PRODUCTS.....	58.2	55.4	10.1	42.0	11.3	28.8	14.7	15.0
68	SCIENTIFIC EQUIPMENT.....	--	15.0	0.2	7.7	10.1	38.4	20.9	--
69	OTHER MANUFACTURED PRODUCTS.....	4.7	6.8	6.7	10.4	2.2	1.9	1.1	10.2
70	RESIDENTIAL CONSTRUCTION.....	--	--	--	--	--	--	--	--
71	NON-RESIDENTIAL CONSTRUCTION.....	--	--	--	--	--	--	--	--
72	REPAIR CONSTRUCTION.....	31.6	5.0	50.4	11.8	10.3	18.3	6.7	6.9
73	PIPELINE TRANSPORTATION.....	17.7	0.6	21.7	4.6	1.9	3.8	1.9	11.8
74	TRANSPORTATION & STORAGE.....	11.3	2.5	10.3	7.4	2.9	34.5	10.2	1.8
75	RADIO & TELEVISION BROADCASTING.....	--	--	--	--	--	--	--	--
76	TELEPHONE & TELEGRAPH.....	27.5	37.1	26.0	37.7	33.8	48.3	42.9	13.9
77	POSTAL SERVICES.....	1.5	23.3	1.0	2.9	3.6	2.7	3.1	0.8
78	ELECTRIC POWER.....	187.1	9.2	130.8	27.7	15.0	34.1	17.3	43.6
79	OTHER UTILITIES.....	24.9	1.4	22.6	5.0	2.1	7.9	3.2	10.6
80	WHOLESALE MARGINS.....	111.8	41.8	236.4	113.2	115.9	117.9	109.0	24.4
81	RETAIL MARGINS.....	0.8	0.5	0.8	1.2	0.7	0.7	0.7	0.5
82	IMPUTED RENT OWNER OCPD DWEL.....	--	--	--	--	--	--	--	--
83	OTHER FINANCE,INS,REAL ESTATE.....	73.6	60.2	59.5	102.1	73.8	96.4	80.7	37.0
84	BUSINESS SERVICES.....	51.9	61.0	47.6	58.3	62.5	491.4	53.4	17.0
85	EDUCATION SERVICES.....	--	--	--	--	--	--	--	--
86	HEALTH SERVICES.....	--	--	--	--	--	--	--	--
87	AMUSEMENT & RECREATION SERVICES.....	--	--	--	--	--	--	--	--
88	ACCOMMODATION & FOOD SERVICES.....	--	--	--	--	--	--	--	--
89	OTHER PERSONAL & MISC. SERVICES.....	43.9	13.6	20.1	26.4	12.6	14.1	13.9	17.6
90	TRANSPORTATION MARGINS.....	190.9	46.6	214.8	79.6	45.5	113.2	32.0	74.4
91	OPERATING, OFFICE, LAB. & FOOD.....	325.2	47.8	362.3	138.8	98.3	228.7	76.1	133.6
92	TRAVEL, ADVERTISING & PROMOTION.....	55.6	95.4	33.4	82.3	80.5	113.6	85.6	27.8
93	NON-COMPETING IMPORTS.....	2.2	--	--	--	--	--	--	0.3
94	UNALLOCATED IMPORTS & EXPORTS.....	--	--	--	--	--	--	--	--
95	INDIRECT TAXES.....	67.2	17.4	62.1	38.4	32.5	51.8	28.9	45.2
96	SUBSIDIES.....	-0.5	-0.2	-0.2	-1.0	-2.4	-6.5	-1.3	-0.5
	GDP AT FACTOR COST.....	1886.0	1499.3	1740.9	2092.4	1723.8	2914.2	1893.7	852.9
	TOTAL.....	5437.7	2754.0	6144.7	4791.3	3927.4	9324.2	4172.1	1889.2

NOTE: DETAIL MAY NOT ADD DUE TO ROUNDING.

TABLE 59. USE (INPUT) MATRIX (AGGREGATION - M), 1980 (MILLIONS OF 1971 DOLLARS) - CONTINUED

NO.	COMMODITY AGGREGATION - M	PETROLEUM & COAL PROD.IND.	CHEMICAL & CHEMICAL PROD. IND.	MISC. MANUFACTURING	CONSTR. INDUSTRY	TRANS. & STORAGE	COMMUNICATION	ELEC POWER GAS, OTHER UTILITIES	WHOLESALE TRADE
1	GRAINS	--	--	--	--	--	--	--	7.8
2	LIVE ANIMALS	--	0.2	--	--	--	--	--	0.3
3	OTHER AGRICULTURAL PRODUCTS	--	0.1	2.4	10.5	3.4	--	--	0.5
4	FORESTRY PRODUCTS	--	0.5	--	9.5	--	--	--	6.9
5	FISH LANDINGS	--	--	--	--	--	--	--	--
6	HUNTING & TRAPPING PRODUCTS	--	--	--	--	--	--	--	--
7	IRON ORES & CONCENTRATES	--	--	--	--	--	--	--	0.2
8	OTHER METAL ORES & CONCENTRATES	--	6.3	14.2	--	--	--	15.1	0.1
9	COAL	0.9	1.2	--	1.3	0.8	--	160.6	0.1
10	CRUDE MINERAL OILS	1930.1	0.1	--	--	3.0	--	--	1.3
11	NATURAL GAS	6.5	32.3	0.6	--	20.6	--	10.6	3.3
12	NON-METALLIC MINERALS	2.1	65.1	3.9	72.0	2.8	--	--	0.3
13	SERVICES INCIDENTAL TO MINING	--	--	--	979.5	--	--	--	--
14	MEAT PRODUCTS	0.1	12.6	0.6	--	--	--	--	0.3
15	DAIRY PRODUCTS	--	0.6	--	--	--	--	--	0.3
16	FISH PRODUCTS	--	0.3	--	--	--	--	--	--
17	FRUITS & VEGETABLES PREPARATIONS	--	--	--	--	--	--	--	1.6
18	FEEDS	--	1.2	--	--	0.9	--	--	1.6
19	FLOUR,WHEAT,MEAL & OTHER CEREALS	--	0.8	--	--	--	--	--	0.3
20	BREAKFAST CEREAL & BAKERY PROD.	--	--	--	--	--	--	--	--
21	SUGAR	--	0.7	--	--	--	--	--	2.5
22	MISC. FOOD PRODUCTS	--	29.7	0.6	--	--	--	--	5.5
23	SOFT DRINKS	--	--	--	--	--	--	--	--
24	ALCOHOLIC BEVERAGES	--	--	--	--	--	--	--	--
25	TOBACCO PROCESSED UNMANUFACTURED	--	--	--	--	--	--	--	--
26	CIGARETTES & TOBACCO MFG.	--	--	--	--	--	--	--	--
27	TIRES & TUBES	--	--	--	--	--	--	--	--
28	OTHER RUBBER PRODUCTS	--	--	3.7	43.6	78.3	0.2	--	1.9
29	PLASTIC FABRICATED PRODUCTS	1.8	42.4	53.7	253.4	4.4	--	--	27.5
30	LEATHER & LEATHER PRODUCTS	--	--	6.0	0.9	--	--	--	--
31	YARNS & MAN MADE FIBRES	--	1.1	3.1	0.5	--	--	--	0.1
32	FABRICS	--	0.6	23.0	6.1	0.5	--	--	1.7
33	OTHER TEXTILE PRODUCTS	--	1.0	11.5	144.3	7.6	1.4	--	4.3
34	HOSIERY & KNITTED WEAR	--	--	--	--	--	--	--	--
35	CLOTHING & ACCESSORIES	--	--	0.7	--	--	--	--	--
36	LUMBER & TIMBER	--	--	5.7	224.0	--	--	--	3.2
37	VENEER & PLYWOOD	--	0.3	2.1	150.9	--	--	--	1.7
38	OTHER WOOD FABRICATED MATERIALS	0.1	4.3	3.3	527.2	--	--	--	19.6
39	FURNITURE & FIXTURES	--	--	0.2	17.8	--	--	--	--
40	PULP	--	5.3	0.1	--	--	--	--	--
41	NEWSPRINT & OTHER PAPER STOCK	--	3.0	13.8	86.5	0.2	--	--	9.8
42	PAPER PRODUCTS	5.0	68.0	20.5	56.2	6.7	--	--	63.0
43	PRINTING & PUBLISHING	--	7.8	4.2	--	6.2	21.3	1.5	12.4
44	ADVERTISING,PRINT MEDIA	--	--	--	--	--	--	--	--
45	IRON & STEEL PRODUCTS	--	0.4	18.7	576.7	11.4	--	--	7.6
46	ALUMINUM PRODUCTS	--	7.3	6.1	2.7	0.3	--	--	1.1
47	COPPER & COPPER ALLOY PRODUCTS	--	2.4	6.0	12.4	1.4	--	--	0.3
48	NICKEL PRODUCTS	--	--	0.5	2.1	--	--	--	--
49	OTHER NON FERROUS METAL PRODUCTS	0.1	31.0	28.9	9.3	0.6	--	--	0.3
50	BOILERS, TANKS & PLATES	--	--	0.9	149.0	4.0	--	--	--
51	FABRICATED STRUCTURAL METAL PROD.	--	--	0.1	827.4	1.8	--	--	0.7
52	OTHER METAL FABRICATED PRODUCTS	12.5	52.4	44.1	936.8	3.2	--	--	45.2
53	AGRICULTURAL MACHINERY	--	--	--	--	--	--	--	5.0
54	OTHER INDUSTRIAL MACHINERY	--	3.0	4.1	223.7	2.8	--	--	6.1
55	MOTOR VEHICLES	--	--	1.6	--	--	--	--	--
56	MOTOR VEHICLE PARTS	--	--	0.3	35.7	119.9	--	--	1.8
57	OTHER TRANSPORT EQUIPMENT	--	--	--	--	286.6	--	--	--
58	APPLIANCES & RECEIVERS,HOUSEHOLD	--	--	3.8	22.5	--	6.1	--	2.5
59	OTHER ELECTRICAL PRODUCTS	--	--	35.0	790.9	26.9	124.2	--	10.6
60	CEMENT & CONCRETE PRODUCTS	--	0.1	--	637.0	--	--	--	--
61	OTHER NON-METALLIC MINERAL PROD.	0.1	20.6	11.3	494.0	10.0	--	--	5.0
62	GASOLINE & FUEL OIL	2.2	19.5	1.7	108.1	410.7	11.3	69.6	106.3
63	OTHER PETROLEUM & COAL PROD.	62.3	121.8	1.1	98.2	26.7	1.1	0.9	7.4
64	INDUSTRIAL CHEMICALS	8.3	797.1	51.6	18.2	1.2	0.6	--	12.9
65	FERTILIZERS	--	14.2	--	--	--	--	--	--
66	PHARMACEUTICALS	--	140.4	0.3	0.4	--	--	--	--
67	OTHER CHEMICAL PRODUCTS	99.1	196.4	17.9	212.8	8.8	0.5	--	5.9
68	SCIENTIFIC EQUIPMENT	--	--	123.6	31.7	3.2	8.2	--	2.3
69	OTHER MANUFACTURED PRODUCTS	8.2	12.3	53.5	96.8	5.3	1.5	--	2.6
70	RESIDENTIAL CONSTRUCTION	--	--	--	--	--	--	--	--
71	NON-RESIDENTIAL CONSTRUCTION	--	--	--	--	--	--	--	--
72	REPAIR CONSTRUCTION	78.7	29.3	3.4	10.1	301.8	87.2	134.1	14.5
73	PIPELINE TRANSPORTATION	305.8	40.9	0.8	0.4	79.3	--	6.1	5.0
74	TRANSPORTATION & STORAGE	4.6	7.5	1.4	182.6	1146.6	75.0	5.0	216.7
75	RADIO & TELEVISION BROADCASTING	--	--	--	--	--	27.5	--	--
76	TELEPHONE & TELEGRAPH	15.1	55.6	15.8	84.1	284.1	118.8	13.3	285.4
77	POSTAL SERVICES	1.3	7.0	3.1	2.8	12.3	39.0	4.9	44.2
78	ELECTRIC POWER	30.5	83.0	7.3	12.6	58.9	16.0	18.2	73.5
79	OTHER UTILITIES	3.7	60.4	1.3	0.5	7.6	0.5	0.2	3.8
80	WHOLESALE MARGINS	12.9	83.8	40.2	897.2	155.1	15.1	9.6	137.1
81	RETAIL MARGINS	--	0.8	0.2	117.4	11.4	26.2	0.5	7.4
82	IMPUTED RENT OWNER QCPD. DWEL	--	--	--	--	--	--	--	--
83	OTHER FINANCE,INS.REAL ESTATE	61.2	124.0	74.7	353.1	357.5	77.6	100.9	549.3
84	BUSINESS SERVICES	68.1	100.0	31.1	942.6	201.0	109.7	49.1	358.2
85	EDUCATION SERVICES	--	--	--	--	--	--	--	--
86	HEALTH SERVICES	--	--	--	--	--	--	--	--
87	AMUSEMENT & RECREATION SERVICES	--	--	--	--	--	115.6	--	--
88	ACCOMMODATION & FOOD SERVICES	--	--	--	--	50.8	--	--	--
89	OTHER PERSONAL & MISC. SERVICES	6.7	51.3	9.8	399.9	316.5	30.5	21.2	95.9
90	TRANSPORTATION MARGINS	25.9	123.4	19.4	336.3	38.9	3.3	26.5	18.4
91	OPERATING, OFFICE, LAB. & FOOD	70.5	192.6	37.6	321.0	358.9	101.2	60.8	184.5
92	TRAVEL, ADVERTISING & PROMOTION	66.6	245.8	84.0	105.9	165.8	61.8	20.4	502.4
93	NON-COMPETING IMPORTS	--	0.3	0.3	--	--	--	--	--
94	UNALLOCATED IMPORTS & EXPORTS	--	--	--	--	--	--	--	--
95	INDIRECT TAXES	19.5	68.0	17.3	1157.5	606.0	183.7	156.7	279.0
96	SUBSIDIES	-1.6	-3.9	-0.3	-0.1	-112.3	-365.3	-47.4	-145.6
	GDP AT FACTOR COST	433.3	1662.4	655.7	8720.3	6568.8	5396.1	3547.1	5558.5
	TOTAL	3342.5	4636.7	1588.3	21485.1	11669.2	6296.0	4385.6	8590.1

NOTE: DETAIL MAY NOT ADD DUE TO ROUNDING.

TABLE 59. USE (INPUT) MATRIX (AGGREGATION - M), 1980 (MILLIONS OF 1971 DOLLARS) - CONTINUED

NO.	COMMODITY AGGREGATION - M	RETAIL TRADE	OWNER OCCUPIED DWELLINGS	FINANCE, INS. & REAL EST.	EDUCATION & HEALTH SERVICES	AMUSEMENT RECREATION SERVICES	SERVICE TO BUSINESS MANAGEMENT	ACCOMMODATION, FOOD SERVICES	PERSONAL & MISC. SERVICES
1	GRAINS	--	--	--	--	--	--	--	--
2	LIVE ANIMALS	176.7	--	--	--	--	--	--	--
3	OTHER AGRICULTURAL PRODUCTS	--	--	--	0.1	0.7	--	74.9	1.7
4	FORESTRY PRODUCTS	--	--	--	--	--	--	--	--
5	FISH LANDINGS	--	--	--	--	--	--	5.5	--
6	HUNTING & TRAPPING PRODUCTS	--	--	--	--	--	--	--	--
7	IRON ORES & CONCENTRATES	--	--	--	--	--	--	--	--
8	OTHER METAL ORES & CONCENTRATES	--	--	--	0.4	--	--	--	--
9	COAL	--	--	--	0.3	--	--	--	--
10	CRUDE MINERAL OILS	--	--	--	--	--	--	--	--
11	NATURAL GAS	13.9	--	12.4	0.7	0.1	0.3	3.2	0.2
12	NON-METALLIC MINERALS	--	--	--	--	0.1	--	1.0	--
13	SERVICES INCIDENTAL TO MINING	--	--	--	--	--	--	--	--
14	MEAT PRODUCTS	2.2	--	--	--	--	--	524.3	--
15	DAIRY PRODUCTS	--	--	--	--	--	--	145.7	--
16	FISH PRODUCTS	--	--	--	--	--	--	33.3	--
17	FRUITS & VEGETABLES PREPARATIONS	--	--	--	--	--	--	66.4	--
18	FEEDS	--	--	--	--	0.3	--	--	--
19	FLOUR,WHEAT,MEAL & OTHER CEREALS	--	--	--	--	--	--	10.9	--
20	BREAKFAST CEREAL & BAKERY PROD.	--	--	--	--	--	--	76.5	--
21	SUGAR	--	--	--	--	--	--	23.7	--
22	MISC. FOOD PRODUCTS	--	--	--	--	--	--	50.1	1.2
23	SOFT DRINKS	--	--	--	--	--	--	25.2	--
24	ALCOHOLIC BEVERAGES	--	--	--	--	--	--	--	--
25	TOBACCO PROCESSED UNMANUFACTURED	--	--	--	--	--	--	--	--
26	CIGARETTES & TOBACCO MFG.	--	--	--	--	--	--	--	--
27	TIRES & TUBES	--	--	--	--	--	--	--	--
28	OTHER RUBBER PRODUCTS	11.6	--	--	0.4	--	--	--	2.9
29	PLASTIC FABRICATED PRODUCTS	12.5	--	--	--	--	--	5.3	0.2
30	LEATHER & LEATHER PRODUCTS	--	--	--	--	0.8	--	--	2.2
31	YARNS & MAN MADE FIBRES	--	--	--	--	--	--	--	3.1
32	FABRICS	0.9	--	--	0.2	0.5	--	4.8	9.2
33	OTHER TEXTILE PRODUCTS	1.0	--	--	11.8	0.2	0.5	37.6	1.5
34	HOSIERY & KNITTED WEAR	--	--	--	--	--	--	--	--
35	CLOTHING & ACCESSORIES	12.4	--	--	--	--	--	4.7	--
36	LUMBER & TIMBER	--	--	--	--	--	0.5	--	--
37	VENEER & PLYWOOD	--	--	--	--	--	--	--	--
38	OTHER WOOD FABRICATED MATERIALS	4.0	--	--	--	0.4	--	--	18.3
39	FURNITURE & FIXTURES	--	--	--	0.1	--	--	2.1	--
40	PULP	--	--	--	--	--	--	--	--
41	NEWSPRINT & OTHER PAPER STOCK	7.7	--	--	0.2	--	4.0	--	0.4
42	PAPER PRODUCTS	165.1	--	--	--	--	1.9	78.8	3.5
43	PRINTING & PUBLISHING	12.3	--	57.9	5.9	7.4	5.2	--	--
44	ADVERTISING,PRINT MEDIA	--	--	--	--	--	--	--	--
45	IRON & STEEL PRODUCTS	--	--	--	--	--	--	--	--
46	ALUMINUM PRODUCTS	--	--	--	--	--	--	--	--
47	COPPER & COPPER ALLOY PRODUCTS	--	--	--	--	--	--	--	--
48	NICKEL PRODUCTS	--	--	--	--	--	--	--	--
49	OTHER NON FERROUS METAL PRODUCTS	--	--	--	--	--	--	--	3.2
50	BOILERS, TANKS & PLATES	--	--	--	--	--	--	--	--
51	FABRICATED STRUCTURAL METAL PROD.	--	--	--	--	--	--	--	--
52	OTHER METAL FABRICATED PRODUCTS	17.0	--	--	--	2.2	--	0.9	3.2
53	AGRICULTURAL MACHINERY	--	--	--	--	--	--	--	--
54	OTHER INDUSTRIAL MACHINERY	--	--	--	--	--	--	0.2	--
55	MOTOR VEHICLES	--	--	--	--	--	--	--	--
56	MOTOR VEHICLE PARTS	--	--	--	--	--	--	--	--
57	OTHER TRANSPORT EQUIPMENT	--	--	--	--	--	--	--	--
58	APPLIANCES & RECEIVERS,HOUSEHOLD	--	--	--	0.4	--	--	--	0.5
59	OTHER ELECTRICAL PRODUCTS	--	--	--	0.3	--	--	--	0.1
60	CEMENT & CONCRETE PRODUCTS	--	--	--	--	--	--	--	--
61	OTHER NON-METALLIC MINERAL PROD.	2.1	--	--	0.4	0.1	--	9.5	--
62	GASOLINE & FUEL OIL	81.8	--	39.3	13.9	5.0	21.0	30.8	19.4
63	OTHER PETROLEUM & COAL PROD.	3.5	--	0.6	1.1	0.1	1.1	1.0	3.0
64	INDUSTRIAL CHEMICALS	10.4	--	--	2.7	0.2	--	0.2	13.3
65	FERTILIZERS	--	--	--	--	--	--	0.1	--
66	PHARMACEUTICALS	--	--	--	20.9	--	--	--	--
67	OTHER CHEMICAL PRODUCTS	--	--	--	0.3	--	0.4	1.8	47.9
68	SCIENTIFIC EQUIPMENT	0.7	--	--	49.7	7.2	1.5	--	27.1
69	OTHER MANUFACTURED PRODUCTS	4.1	--	--	6.4	11.5	1.1	4.4	1.4
70	RESIDENTIAL CONSTRUCTION	--	--	--	--	--	--	--	--
71	NON-RESIDENTIAL CONSTRUCTION	--	--	--	--	--	--	--	--
72	REPAIR CONSTRUCTION	44.9	1075.1	510.2	5.5	7.7	2.9	23.9	1.3
73	PIPELINE TRANSPORTATION	16.2	--	13.0	0.8	0.1	0.3	3.9	0.2
74	TRANSPORTATION & STORAGE	110.8	--	5.7	6.0	5.4	15.2	21.7	7.9
75	RADIO & TELEVISION BROADCASTING	--	--	--	--	--	--	6.5	--
76	TELEPHONE & TELEGRAPH	200.7	--	515.0	131.3	16.2	179.1	75.6	15.7
77	POSTAL SERVICES	119.6	--	73.9	9.7	1.6	15.9	1.6	2.4
78	ELECTRIC POWER	232.0	--	112.0	5.7	76.2	14.4	65.9	16.6
79	OTHER UTILITIES	32.0	--	37.4	3.1	3.3	0.5	9.9	0.7
80	WHOLESALE MARGINS	36.4	--	11.5	15.7	4.0	5.8	80.3	19.7
81	RETAIL MARGINS	10.1	--	3.2	17.7	50.1	6.5	17.0	6.0
82	IMPUTED RENT OWNER OCCP DWEL	--	--	--	--	--	--	--	--
83	OTHER FINANCE,INS,REAL ESTATE	1066.0	112.9	2000.8	232.2	132.2	440.3	277.9	79.3
84	BUSINESS SERVICES	273.0	84.6	1463.4	60.7	44.2	451.7	102.2	12.5
85	EDUCATION SERVICES	--	--	--	--	--	--	--	--
86	HEALTH SERVICES	--	--	9.0	--	0.7	--	--	--
87	AMUSEMENT & RECREATION SERVICES	--	--	--	0.3	109.8	4.5	45.2	--
88	ACCOMMODATION & FOOD SERVICES	--	--	--	--	--	--	4.3	--
89	OTHER PERSONAL & MISC. SERVICES	81.2	--	135.1	44.1	27.7	107.5	57.5	21.5
90	TRANSPORTATION MARGINS	14.0	--	4.0	3.3	1.2	2.3	35.6	7.5
91	OPERATING, OFFICE, LAB & FOOD	230.0	0.3	707.2	146.9	99.9	453.1	188.1	92.1
92	TRAVEL, ADVERTISING & PROMOTION	503.9	--	523.8	43.6	100.0	236.6	121.5	33.7
93	NON-COMPETING IMPORTS	4.6	--	--	--	--	--	12.4	--
94	UNALLOCATED IMPORTS & EXPORTS	--	--	--	--	--	--	--	--
95	INDIRECT TAXES	370.6	2147.1	2220.7	36.9	31.7	87.5	153.6	47.0
96	SUBSIDIES	-2.0	-108.7	-141.5	--	--	--	--	--
	GDP AT FACTOR COST	7589.6	4717.1	9969.5	2543.3	774.5	5945.9	3127.1	1126.6
	TOTAL	11473.2	8028.3	17882.7	3325.6	1460.4	8007.4	5654.7	1654.3

NOTE: DETAIL MAY NOT ADD DUE TO ROUNDING.

TABLE 59. USE (INPUT) MATRIX (AGGREGATION - M), 1980 (MILLIONS OF 1971 DOLLARS) - CONCLUDED

NO.	COMMODITY AGGREGATION - M	TRANS MARGINS	OPERATING OFFICE LAB & FOOD	TRAVEL PROMOTION, ADVTG.	TOTAL INDUSTRIES
1	GRAINS	--	--	--	454.4
2	LIVE ANIMALS	--	4.1	--	2189.9
3	OTHER AGRICULTURAL PRODUCTS	--	40.1	--	1518.3
4	FORESTRY PRODUCTS	--	--	--	1801.1
5	FISH LANDINGS	--	1.8	--	211.8
6	HUNTING & TRAPPING PRODUCTS	--	--	--	19.8
7	IRON ORES & CONCENTRATES	--	--	--	236.4
8	OTHER METAL ORES & CONCENTRATES	--	--	--	1403.7
9	COAL	--	--	--	324.6
10	CRUDE MINERAL OILS	--	--	--	1939.1
11	NATURAL GAS	--	--	--	183.8
12	NON-METALLIC MINERALS	--	0.3	--	360.7
13	SERVICES INCIDENTAL TO MINING	--	--	--	1471.9
14	MEAT PRODUCTS	--	110.3	--	1448.9
15	DAIRY PRODUCTS	--	58.8	--	414.1
16	FISH PRODUCTS	--	5.4	--	93.8
17	FRUITS & VEGETABLES PREPARATIONS	--	31.4	--	199.7
18	FEEDS	--	--	--	1004.2
19	FLOUR,WHEAT MEAL & OTHER CEREALS	--	4.1	--	143.5
20	BREAKFAST CEREAL & BAKERY PROD.	--	38.3	--	119.6
21	SUGAR	--	4.0	--	161.1
22	MISC. FOOD PRODUCTS	--	25.5	--	505.7
23	SOFT DRINKS	--	13.1	--	89.2
24	ALCOHOLIC BEVERAGES	--	--	43.0	77.6
25	TOBACCO PROCESSED UNMANUFACTURED	--	--	--	109.8
26	CIGARETTES & TOBACCO MFG.	--	--	--	3.3
27	TIRES & TUBES	--	--	--	--
28	OTHER RUBBER PRODUCTS	--	212.7	3.2	710.6
29	PLASTIC FABRICATED PRODUCTS	--	140.9	--	867.3
30	LEATHER & LEATHER PRODUCTS	--	14.4	--	117.0
31	YARNS & MAN MADE FIBRES	--	--	--	640.0
32	FABRICS	--	--	--	1006.6
33	OTHER TEXTILE PRODUCTS	--	46.6	--	460.7
34	HOSIERY & KNITTED WEAR	--	--	--	4.0
35	CLOTHING & ACCESSORIES	--	28.8	--	208.2
36	LUMBER & TIMBER	--	5.2	--	507.5
37	VENEER & PLYWOOD	--	--	--	258.7
38	OTHER WOOD FABRICATED MATERIALS	--	1.0	--	1107.5
39	FURNITURE & FIXTURES	--	--	--	64.1
40	PULP	--	--	--	194.5
41	NEWSPRINT & OTHER PAPER STOCK	--	1.8	--	1155.6
42	PAPER PRODUCTS	--	302.1	2.0	1503.3
43	PRINTING & PUBLISHING	--	683.3	229.6	1326.5
44	ADVERTISING,PRINT MEDIA	--	--	855.2	855.2
45	IRON & STEEL PRODUCTS	--	11.7	--	2814.2
46	ALUMINUM PRODUCTS	--	--	--	603.0
47	COPPER & COPPER ALLOY PRODUCTS	--	4.7	--	485.5
48	NICKEL PRODUCTS	--	--	--	46.9
49	OTHER NON FERROUS METAL PRODUCTS	--	2.7	--	438.3
50	BOILERS, TANKS & PLATES	--	6.7	--	217.9
51	FABRICATED STRUCTURAL METAL PROD.	--	--	--	1034.4
52	OTHER METAL FABRICATED PRODUCTS	--	443.9	--	3077.1
53	AGRICULTURAL MACHINERY	--	15.6	--	147.5
54	OTHER INDUSTRIAL MACHINERY	--	913.8	--	2235.7
55	MOTOR VEHICLES	--	--	--	27.0
56	MOTOR VEHICLE PARTS	--	306.4	33.4	3504.7
57	OTHER TRANSPORT EQUIPMENT	--	3.2	--	622.5
58	APPLIANCES & RECEIVERS,HOUSEHOLD	--	13.0	--	269.9
59	OTHER ELECTRICAL PRODUCTS	--	406.6	4.5	2584.7
60	CEMENT & CONCRETE PRODUCTS	--	--	--	303.4
61	OTHER NON-METALLIC MINERAL PROD.	--	36.6	--	1122.1
62	GASOLINE & FUEL OIL	--	--	79.9	1551.4
63	OTHER PETROLEUM & COAL PROD.	--	3.0	2.8	496.3
64	INDUSTRIAL CHEMICALS	--	102.3	--	2204.7
65	FERTILIZERS	--	3.9	--	98.7
66	PHARMACEUTICALS	--	12.4	--	216.9
67	OTHER CHEMICAL PRODUCTS	--	213.6	1.5	1441.2
68	SCIENTIFIC EQUIPMENT	--	238.9	--	587.4
69	OTHER MANUFACTURED PRODUCTS	--	65.8	51.6	322.0
70	RESIDENTIAL CONSTRUCTION	--	--	--	--
71	NON-RESIDENTIAL CONSTRUCTION	--	--	--	--
72	REPAIR CONSTRUCTION	--	--	--	3018.2
73	PIPELINE TRANSPORTATION	--	--	0.6	563.8
74	TRANSPORTATION & STORAGE	4694.1	--	819.0	7832.0
75	RADIO & TELEVISION BROADCASTING	--	--	539.4	573.4
76	TELEPHONE & TELEGRAPH	--	--	--	2462.4
77	POSTAL SERVICES	--	--	--	396.9
78	ELECTRIC POWER	--	--	--	1663.1
79	OTHER UTILITIES	--	--	--	293.8
80	WHOLESALE MARGINS	--	792.5	51.6	4080.8
81	RETAIL MARGINS	--	233.1	50.0	613.1
82	IMPUTED RENT OWNER OCPD DWEL.	--	--	--	--
83	OTHER FINANCE,INS,REAL ESTATE	--	--	--	8068.1
84	BUSINESS SERVICES	--	--	491.3	5968.9
85	EDUCATION SERVICES	--	--	--	--
86	HEALTH SERVICES	--	--	--	9.7
87	AMUSEMENT & RECREATION SERVICES	--	--	34.2	309.6
88	ACCOMMODATION & FOOD SERVICES	--	--	917.6	972.7
89	OTHER PERSONAL & MISC. SERVICES	--	1403.6	112.4	3354.1
90	TRANSPORTATION MARGINS	--	169.2	16.2	2235.8
91	OPERATING. OFFICE, LAB & FOOD	--	--	--	6556.1
92	TRAVEL ADVERTISING & PROMOTION	--	--	--	4096.7
93	NON-COMPETING IMPORTS	--	4.0	--	266.9
94	UNALLOCATED IMPORTS & EXPORTS	--	152.6	199.4	352.0
95	INDIRECT TAXES	--	611.1	311.0	9632.9
96	SUBSIDIES	--	--	--	-1200.7
	GDP AT FACTOR COST	--	--	--	97565.9
	TOTAL	4694.1	7944.8	4849.3	214315.6

NOTE: DETAIL MAY NOT ADD DUE TO ROUNDING.

TABLE 60. FINAL DEMAND MATRIX (AGGREGATION - M), 1980 (MILLIONS OF 1971 DOLLARS)

NO.	COMMODITY AGGREGATION - M	CE, AUTOS REPAIRS & PARTS	CE, OTHER DURABLE	CE, CLOTHING & FOOTWEAR	CE, OTHER SEMI- DURABLE	CE, FOOD, BEVERAGE & TOBACCO	CE, FUEL & ELECTRICITY	CE, GAS, OIL & GREASE	CE, OTHER NON- DURABLE
1	GRAINS								
2	LIVE ANIMALS				14.8	74.4			
3	OTHER AGRICULTURAL PRODUCTS					535.6			139.3
4	FORESTRY PRODUCTS						35.0		
5	FISH LANDINGS					9.3			
6	HUNTING & TRAPPING PRODUCTS								
7	IRON ORES & CONCENTRATES								
8	OTHER METAL ORES & CONCENTRATES								
9	COAL						1.4		
10	CRUDE MINERAL OILS								
11	NATURAL GAS						61.4		
12	NON-METALLIC MINERALS				1.8	7.3			1.6
13	SERVICES INCIDENTAL TO MINING								
14	MEAT PRODUCTS					2074.2			
15	DAIRY PRODUCTS					1196.6			
16	FISH PRODUCTS					107.4			
17	FRUITS & VEGETABLES PREPARATIONS					762.0			
18	FEEDS					139.0			
19	FLOUR,WHEAT,MEAL & OTHER CEREALS					36.4			
20	BREAKFAST CEREAL & BAKERY PROD.					653.0			
21	SUGAR					48.6			
22	MISC. FOOD PRODUCTS					988.4			
23	SOFT DRINKS					297.6			
24	ALCOHOLIC BEVERAGES					1002.1			
25	TOBACCO PROCESSED UNMANUFACTURED								
26	CIGARETTES & TOBACCO MFG					474.5			
27	TIRES & TUBES	183.8							
28	OTHER RUBBER PRODUCTS	2.4	2.6	68.4	15.5				3.6
29	PLASTIC FABRICATED PRODUCTS		3.8		48.3				55.7
30	LEATHER & LEATHER PRODUCTS			453.1	63.9				
31	YARNS & MAN MADE FIBRES				38.7				
32	FABRICS				188.0				
33	OTHER TEXTILE PRODUCTS		259.2		233.1				41.8
34	HOSIERY & KNITTED WEAR			756.2					
35	CLOTHING & ACCESSORIES			1888.5					
36	LUMBER & TIMBER				33.8				
37	VENEER & PLYWOOD				24.0				
38	OTHER WOOD FABRICATED MATERIALS		25.3		8.2		1.3		
39	FURNITURE & FIXTURES		777.2		22.6				
40	PULP								
41	NEWSPRINT & OTHER PAPER STOCK				3.0				2.1
42	PAPER PRODUCTS				25.6	0.2			352.8
43	PRINTING & PUBLISHING				692.4				
44	ADVERTISING,PRINT MEDIA								
45	IRON & STEEL PRODUCTS								
46	ALUMINUM PRODUCTS								
47	COPPER & COPPER ALLOY PRODUCTS								
48	NICKEL PRODUCTS								
49	OTHER NON FERROUS METAL PRODUCTS				1.5				
50	BOILERS, TANKS & PLATES								
51	FABRICATED STRUCTURAL METAL PROD				2.8				
52	OTHER METAL FABRICATED PRODUCTS		58.4		181.1				16.2
53	AGRICULTURAL MACHINERY		40.3						
54	OTHER INDUSTRIAL MACHINERY		84.6		38.1				
55	MOTOR VEHICLES	2901.1	307.0						
56	MOTOR VEHICLE PARTS	230.4							
57	OTHER TRANSPORT EQUIPMENT		139.9						
58	APPLIANCES & RECEIVERS,HOUSEHOLD		1529.2						
59	OTHER ELECTRICAL PRODUCTS	25.3	55.9						
60	CEMENT & CONCRETE PRODUCTS								
61	OTHER NON-METALLIC MINERAL PROD.				145.5				
62	GASOLINE & FUEL OIL						307.1	645.0	
63	OTHER PETROLEUM & COAL PROD.				0.5		9.7	47.1	1.0
64	INDUSTRIAL CHEMICALS		1.9			0.1			2.6
65	FERTILIZERS								8.4
66	PHARMACEUTICALS								423.1
67	OTHER CHEMICAL PRODUCTS		11.4		67.7	20.1		11.8	894.8
68	SCIENTIFIC EQUIPMENT		259.6		71.1				129.0
69	OTHER MANUFACTURED PRODUCTS		860.7		187.4	0.1			34.5
70	RESIDENTIAL CONSTRUCTION								
71	NON-RESIDENTIAL CONSTRUCTION								
72	REPAIR CONSTRUCTION								
73	PIPELINE TRANSPORTATION						89.4	5.9	
74	TRANSPORTATION & STORAGE								
75	RADIO & TELEVISION BROADCASTING								
76	TELEPHONE & TELEGRAPH								
77	POSTAL SERVICES								
78	ELECTRIC POWER						1378.7		
79	OTHER UTILITIES						366.4		
80	WHOLESALE MARGINS	460.3	435.8	306.3	242.1	569.3	234.7	393.4	233.1
81	RETAIL MARGINS	905.4	1529.9	1934.9	803.2	2220.6	8.4	370.3	849.5
82	IMPUTED RENT OWNER OCPI, DWEL								
83	OTHER FINANCE,INS,REAL ESTATE								
84	BUSINESS SERVICES								
85	EDUCATION SERVICES								
86	HEALTH SERVICES								
87	AMUSEMENT & RECREATION SERVICES								
88	ACCOMMODATION & FOOD SERVICES								
89	OTHER PERSONAL & MISC. SERVICES	736.2	152.0	42.1	22.3				
90	TRANSPORTATION MARGINS	74.0	92.0	95.9	74.2	264.4	13.2	62.3	52.8
91	OPERATING, OFFICE, LAB, & FOOD								
92	TRAVEL, ADVERTISING & PROMOTION								
93	NON-COMPETING IMPORTS					115.3			
94	UNALLOCATED IMPORTS & EXPORTS								
95	INDIRECT TAXES	624.1	859.5	606.0	330.5	2958.1	99.6	886.7	315.1
96	SUBSIDIES								
97	WAGES & SALARIES								
98	SUPPLEMENTARY LABOUR INCOME								
99	NET INCOME,UNINC, BUSINESS								
100	OTHER OPERATING SURPLUS								
	<b>TOTAL</b>	<b>6143.1</b>	<b>7284.3</b>	<b>6051.3</b>	<b>3706.1</b>	<b>14554.6</b>	<b>2506.4</b>	<b>2421.5</b>	<b>3341.7</b>

NOTE: DETAIL MAY NOT ADD DUE TO ROUNDING AND SUPPRESSION OF CONFIDENTIAL COMMODITIES.



TABLE 60. FINAL DEMAND MATRIX (AGGREGATION - M), 1980 (MILLIONS OF 1971 DOLLARS) - CONTINUED

NO.	COMMODITY AGGREGATION - M	CE, GROSS RENT	CE, MEDICAL & HOSPITAL	CE, TRANSPORT & COMMUNICAT	CE, EXP RESTAURANT & HOTELS	CE, NET EXPEND ABROAD	CE, OTHER SERVICES	CON MANU-FACTURING	CON MINING QUARRYING OIL WELLS
1	GRAINS	..	..	..	..	..	..	..	..
2	LIVE ANIMALS	..	..	..	..	..	..	..	..
3	OTHER AGRICULTURAL PRODUCTS	..	39.9	..	..	..	..	..	..
4	FORESTRY PRODUCTS	..	..	..	..	..	..	..	..
5	FISH LANDINGS	..	..	..	..	..	..	..	..
6	HUNTING & TRAPPING PRODUCTS	..	..	..	..	..	..	..	..
7	IRON ORES & CONCENTRATES	..	..	..	..	..	..	..	..
8	OTHER METAL, ORES & CONCENTRATES	..	..	..	..	..	..	..	..
9	COAL	..	..	..	..	..	0.3	..	..
10	CRUDE MINERAL OILS	..	..	..	..	..	..	..	..
11	NATURAL GAS	..	..	..	..	..	5.3	..	..
12	NON-METALLIC MINERALS	..	..	..	..	..	..	..	..
13	SERVICES INCIDENTAL TO MINING	..	..	..	..	..	..	..	..
14	MEAT PRODUCTS	..	..	..	..	..	..	..	..
15	DAIRY PRODUCTS	..	..	..	..	..	..	..	..
16	FISH PRODUCTS	..	..	..	..	..	..	..	..
17	FRUITS & VEGETABLES PREPARATIONS	..	..	..	..	..	..	..	..
18	FEEDS	..	..	..	..	..	..	..	..
19	FLOUR,WHEAT,MEAL & OTHER CEREALS	..	..	..	..	..	..	..	..
20	BREAKFAST CEREAL & BAKERY PROD.	..	..	..	..	..	..	..	..
21	SUGAR	..	..	..	..	..	..	..	..
22	MISC. FOOD PRODUCTS	..	..	..	..	..	..	..	..
23	SOFT DRINKS	..	..	..	..	..	..	..	..
24	ALCOHOLIC BEVERAGES	..	..	..	..	..	..	..	..
25	TOBACCO PROCESSED UNMANUFACTURED	..	..	..	..	..	..	..	..
26	CIGARETTES & TOBACCO MFG.	..	..	..	..	..	..	..	..
27	TIRES & TUBES	..	..	..	..	..	..	..	..
28	OTHER RUBBER PRODUCTS	..	..	..	..	..	..	..	..
29	PLASTIC FABRICATED PRODUCTS	..	..	..	..	..	..	..	..
30	LEATHER & LEATHER PRODUCTS	..	..	..	..	..	..	..	..
31	YARNS & MAN MADE FIBRES	..	..	..	..	..	..	..	..
32	FABRICS	..	..	..	..	..	..	..	..
33	OTHER TEXTILE PRODUCTS	..	..	..	..	..	6.6	..	..
34	HOSIERY & KNITTED WEAR	..	..	..	..	..	..	..	..
35	CLOTHING & ACCESSORIES	..	..	..	..	..	..	..	..
36	LUMBER & TIMBER	..	..	..	..	..	..	..	..
37	VENEER & PLYWOOD	..	..	..	..	..	..	..	..
38	OTHER WOOD FABRICATED MATERIALS	..	..	..	..	..	..	..	..
39	FURNITURE & FIXTURES	..	..	..	..	..	..	..	..
40	PULP	..	..	..	..	..	..	..	..
41	NEWSPRINT & OTHER PAPER STOCK	..	..	..	..	..	..	..	..
42	PAPER PRODUCTS	..	..	..	..	..	..	..	..
43	PRINTING & PUBLISHING	..	..	..	..	..	48.2	..	..
44	ADVERTISING,PRINT MEDIA	..	..	..	..	..	..	..	..
45	IRON & STEEL PRODUCTS	..	..	..	..	..	..	..	..
46	ALUMINUM PRODUCTS	..	..	..	..	..	..	..	..
47	COPPER & COPPER ALLOY PRODUCTS	..	..	..	..	..	..	..	..
48	NICKEL PRODUCTS	..	..	..	..	..	..	..	..
49	OTHER NON FERROUS METAL PRODUCTS	..	..	..	..	..	..	..	..
50	BOILERS, TANKS & PLATES	..	..	..	..	..	..	..	..
51	FABRICATED STRUCTURAL METAL PROD	..	..	..	..	..	..	..	..
52	OTHER METAL FABRICATED PRODUCTS	..	..	..	..	..	..	..	..
53	AGRICULTURAL MACHINERY	..	..	..	..	..	..	..	..
54	OTHER INDUSTRIAL MACHINERY	..	..	..	..	..	..	..	..
55	MOTOR VEHICLES	..	..	..	..	..	..	..	..
56	MOTOR VEHICLE PARTS	..	..	..	..	..	..	..	..
57	OTHER TRANSPORT EQUIPMENT	..	..	..	..	..	..	..	..
58	APPLIANCES & RECEIVERS,HOUSEHOLD	..	..	..	..	..	..	..	..
59	OTHER ELECTRICAL PRODUCTS	..	..	..	..	..	..	..	..
60	CEMENT & CONCRETE PRODUCTS	..	..	..	..	..	..	..	..
61	OTHER NON-METALLIC MINERAL PROD.	..	..	..	..	..	..	..	..
62	GASOLINE & FUEL OIL	..	..	..	..	..	22.2	..	..
63	OTHER PETROLEUM & COAL PROD.	..	..	..	..	..	0.6	..	..
64	INDUSTRIAL CHEMICALS	..	..	..	..	..	..	..	..
65	FERTILIZERS	..	..	..	..	..	..	..	..
66	PHARMACEUTICALS	..	..	..	..	..	0.8	..	..
67	OTHER CHEMICAL PRODUCTS	..	..	..	..	..	..	..	..
68	SCIENTIFIC EQUIPMENT	..	..	..	..	..	..	..	..
69	OTHER MANUFACTURED PRODUCTS	..	..	..	..	..	9.0	..	..
70	RESIDENTIAL CONSTRUCTION	..	..	..	..	..	..	..	..
71	NON-RESIDENTIAL CONSTRUCTION	..	..	..	..	..	..	1101.7	2955.8
72	REPAIR CONSTRUCTION	..	..	..	..	..	..	..	..
73	PIPELINE TRANSPORTATION	..	..	..	..	..	..	..	..
74	TRANSPORTATION & STORAGE	..	..	1791.1	..	..	5.6	..	..
75	RADIO & TELEVISION BROADCASTING	..	..	..	..	..	25.3	..	..
76	TELEPHONE & TELEGRAPH	..	..	1800.8	..	..	183.4	..	..
77	POSTAL SERVICES	..	..	90.0	..	..	51.8	..	..
78	ELECTRIC POWER	..	..	..	..	..	19.0	..	..
79	OTHER UTILITIES	..	..	..	..	..	44.8	..	..
80	WHOLESALE MARGINS	523.0	..	..	..	..	22.7	..	..
81	RETAIL MARGINS	..	..	..	..	..	14.4	..	..
82	IMPUTED RENT OWNER OCPD. DWEL.	8028.3	..	..	..	..	22.1	..	..
83	OTHER FINANCE,INS,REAL ESTATE	4122.4	..	..	..	..	..	..	..
84	BUSINESS SERVICES	..	239.3	566.3	..	..	4007.5	..	..
85	EDUCATION SERVICES	..	..	14.2	..	..	886.4	..	..
86	HEALTH SERVICES	..	1142.4	..	..	..	464.3	..	..
87	AMUSEMENT & RECREATION SERVICES	..	..	..	..	..	0.2	..	..
88	ACCOMMODATION & FOOD SERVICES	..	..	..	5000.2	..	1327.5	..	..
89	OTHER PERSONAL & MISC SERVICES	..	..	..	..	..	43.4	..	..
90	TRANSPORTATION MARGINS	152.4	..	118.0	..	..	1180.9	..	..
91	OPERATING, OFFICE, LAB & FOOD	..	..	..	..	..	3.7	..	..
92	TRAVEL, ADVERTISING & PROMOTION	..	..	..	..	..	213.5	..	..
93	NON-COMPETING IMPORTS	..	..	..	..	..	127.7	..	..
94	UNALLOCATED IMPORTS & EXPORTS	..	..	..	..	343.7	..	..	..
95	INDIRECT TAXES	1.7	..	82.2	183.3	..	173.8	..	..
96	SUBSIDIES	..	..	..	..	..	..	..	..
97	WAGES & SALARIES	..	..	..	..	..	2368.2	..	..
98	SUPPLEMENTARY LABOUR INCOME	..	..	..	..	..	159.9	..	..
99	NET INCOME,UNINC BUSINESS	..	..	..	..	..	..	..	..
100	OTHER OPERATING SURPLUS	..	..	..	..	..	196.1	..	..
	TOTAL	12827.8	1421.6	4462.6	5183.5	343.7	11083.1	1101.7	2955.8

NOTE: DETAIL MAY NOT ADD DUE TO ROUNDING AND SUPPRESSION OF CONFIDENTIAL COMMODITIES.

TABLE 60. FINAL DEMAND MATRIX (AGGREGATION - M), 1980 (MILLIONS OF 1971 DOLLARS) - CONTINUED

NO.	COMMODITY AGGREGATION - M	CON HOUSING & COMMISSION	CON OTHER BUSINESS	CON GOVERNMENT	M&E MANU-FACTURING	M&E MINING QUARRYING OIL WELLS	M&E OTHER BUSINESS	M&E GOVERNMENT	INVEN-TORIES
1	GRAINS	..	..	..	..	..	..	..	-87.3
2	LIVE ANIMALS	..	..	..	..	..	..	..	1.4
3	OTHER AGRICULTURAL PRODUCTS	..	..	..	..	..	..	..	-4.5
4	FORESTRY PRODUCTS	..	..	..	..	..	..	..	-0.1
5	FISH LANDINGS	..	..	..	..	..	..	..	-2.6
6	HUNTING & TRAPPING PRODUCTS	..	..	..	..	..	..	..	0.1
7	IRON ORES & CONCENTRATES	..	..	..	..	..	..	..	-1.5
8	OTHER METAL ORES & CONCENTRATES	..	..	..	..	..	..	..	32.3
9	COAL	..	..	..	..	..	..	..	-20.6
10	CRUDE MINERAL OILS	..	..	..	..	..	..	..	9.3
11	NATURAL GAS	..	..	..	..	..	..	..	-0.9
12	NON-METALLIC MINERALS	..	..	..	..	..	..	..	-31.8
13	SERVICES INCIDENTAL TO MINING	..	..	..	..	..	..	..	..
14	MEAT PRODUCTS	..	..	..	..	..	..	..	-0.7
15	DAIRY PRODUCTS	..	..	..	..	..	..	..	-2.0
16	FISH PRODUCTS	..	..	..	..	..	..	..	-14.0
17	FRUITS & VEGETABLES PREPARATIONS	..	..	..	..	..	..	..	-5.8
18	FEEDS	..	..	..	..	..	..	..	1.7
19	FLOUR,WHEAT MEAL, & OTHER CEREALS	..	..	..	..	..	..	..	1.1
20	BREAKFAST CEREAL & BAKERY PROD.	..	..	..	..	..	..	..	-2.8
21	SUGAR	..	..	..	..	..	..	..	-4.4
22	MISC FOOD PRODUCTS	..	..	..	..	..	..	..	-14.2
23	SOFT DRINKS	..	..	..	..	..	..	..	-0.3
24	ALCOHOLIC BEVERAGES	..	..	..	..	..	..	..	-51.2
25	TOBACCO PROCESSED UNMANUFACTURED	..	..	..	..	..	..	..	19.1
26	CIGARETTES & TOBACCO MFG.	..	..	..	..	..	..	..	-5.2
27	TIRES & TUBES	..	..	..	..	..	1.7	..	3.1
28	OTHER RUBBER PRODUCTS	..	..	..	2.3	2.2	6.3	2.8	-2.4
29	PLASTIC FABRICATED PRODUCTS	..	..	..	4.3	..	4.3	..	10.8
30	LEATHER & LEATHER PRODUCTS	..	..	..	..	..	..	..	-28.9
31	YARNS & MAN MADE FIBRES	..	..	..	..	..	..	..	-10.9
32	FABRICS	..	..	..	..	..	..	..	-23.5
33	OTHER TEXTILE PRODUCTS	..	..	..	3.4	..	11.5	1.4	-6.8
34	HOSIERY & KNITTED WEAR	..	..	..	..	..	..	..	-10.3
35	CLOTHING & ACCESSORIES	..	..	..	..	..	..	..	-53.8
36	LUMBER & TIMBER	..	..	..	..	..	..	..	23.5
37	VENEER & PLYWOOD	..	..	..	..	..	..	..	0.6
38	OTHER WOOD FABRICATED MATERIALS	..	..	..	10.1	..	8.1	0.2	8.0
39	FURNITURE & FIXTURES	..	..	..	58.4	3.6	120.0	48.4	-12.4
40	PULP	..	..	..	..	..	..	..	-6.0
41	NEWSPRINT & OTHER PAPER STOCK	..	..	..	..	..	..	..	-67.3
42	PAPER PRODUCTS	..	..	..	..	..	..	..	7.0
43	PRINTING & PUBLISHING	..	..	..	..	..	..	..	-5.6
44	ADVERTISING,PRINT MEDIA	..	..	..	..	..	..	..	..
45	IRON & STEEL PRODUCTS	..	..	..	..	..	..	..	-138.0
46	ALUMINUM PRODUCTS	..	..	..	..	..	..	..	-11.1
47	COPPER & COPPER ALLOY PRODUCTS	..	..	..	..	..	..	..	-35.9
48	NICKEL PRODUCTS	..	..	..	..	..	..	..	103.0
49	OTHER NON FERROUS METAL PRODUCTS	..	..	..	..	..	-138.9	..	238.6
50	BOILERS, TANKS & PLATES	..	..	..	33.0	0.4	14.9	1.5	3.3
51	FABRICATED STRUCTURAL METAL PROD	..	..	..	0.6	..	1.7	0.2	-10.1
52	OTHER METAL FABRICATED PRODUCTS	..	..	..	186.5	9.5	90.4	21.3	-7.4
53	AGRICULTURAL MACHINERY	..	..	..	0.2	..	913.9	4.5	13.2
54	OTHER INDUSTRIAL MACHINERY	..	..	..	1434.7	274.6	1154.9	101.0	232.8
55	MOTOR VEHICLES	61.2	..	..	360.2	79.9	1237.0	103.6	-214.0
56	MOTOR VEHICLE PARTS	..	..	..	24.4	2.6	51.2	2.8	-232.5
57	OTHER TRANSPORT EQUIPMENT	..	..	..	49.8	68.2	655.6	46.1	99.4
58	APPLIANCES & RECEIVERS HOUSEHOLD	..	..	..	7.2	0.6	188.8	9.0	-13.4
59	OTHER ELECTRICAL PRODUCTS	..	..	..	144.3	32.8	1343.6	35.3	-23.2
60	CEMENT & CONCRETE PRODUCTS	..	..	..	..	..	..	..	-7.8
61	OTHER NON-METALLIC MINERAL PROD.	..	..	..	28.1	..	1.0	0.2	21.6
62	GASOLINE & FUEL OIL	..	..	..	..	..	..	..	0.3
63	OTHER PETROLEUM & COAL PROD	..	..	..	..	..	..	..	-1.3
64	INDUSTRIAL CHEMICALS	..	..	..	..	..	43.3	..	-11.4
65	FERTILIZERS	..	..	..	..	..	..	..	-1.0
66	PHARMACEUTICALS	..	..	..	..	..	..	..	10.3
67	OTHER CHEMICAL PRODUCTS	..	..	..	..	..	..	..	-10.0
68	SCIENTIFIC EQUIPMENT	..	..	..	54.3	21.2	117.9	80.8	11.4
69	OTHER MANUFACTURED PRODUCTS	..	..	..	1.0	..	47.5	4.2	-24.3
70	RESIDENTIAL CONSTRUCTION	4504.9	..	21.4	..	..	..	..	..
71	NON-RESIDENTIAL CONSTRUCTION	..	5948.0	3062.4	..	..	..	..	..
72	REPAIR CONSTRUCTION	..	..	..	..	..	..	..	..
73	PIPELINE TRANSPORTATION	..	..	..	..	..	..	..	..
74	TRANSPORTATION & STORAGE	..	..	..	..	..	..	..	..
75	RADIO & TELEVISION BROADCASTING	..	..	..	..	..	..	..	..
76	TELEPHONE & TELEGRAPH	..	..	..	..	..	..	..	..
77	POSTAL SERVICES	..	..	..	..	..	..	..	..
78	ELECTRIC POWER	..	..	..	..	..	..	..	..
79	OTHER UTILITIES	..	..	..	..	..	..	..	..
80	WHOLESALE MARGINS	6.1	..	..	537.7	99.6	709.6	68.1	..
81	RETAIL MARGINS	7.9	..	..	34.3	7.5	195.8	7.8	..
82	IMPUTED RENT OWNER OCPD. DWEL.	..	..	..	..	..	..	..	..
83	OTHER FINANCE,INS,REAL ESTATE	1195.1	..	..	..	..	..	..	..
84	BUSINESS SERVICES	..	..	..	..	..	..	..	..
85	EDUCATION SERVICES	..	..	..	..	..	..	..	..
86	HEALTH SERVICES	..	..	..	..	..	..	..	..
87	AMUSEMENT & RECREATION SERVICES	..	..	..	..	..	..	..	..
88	ACCOMMODATION & FOOD SERVICES	..	..	..	..	..	..	..	..
89	OTHER PERSONAL & MISC. SERVICES	..	..	..	..	..	..	..	..
90	TRANSPORTATION MARGINS	1.2	..	..	67.3	13.4	115.9	11.0	..
91	OPERATING, OFFICE, LAB & FOOD	..	..	..	..	..	..	..	13.3
92	TRAVEL, ADVERTISING & PROMOTION	..	..	..	..	..	..	..	..
93	NON-COMPETING IMPORTS	..	..	..	..	..	..	..	..
94	UNALLOCATED IMPORTS & EXPORTS	..	..	..	..	..	..	..	0.4
95	INDIRECT TAXES	5.2	..	..	256.3	34.3	748.9	40.1	..
96	SUBSIDIES	..	..	..	..	..	..	..	..
97	WAGES & SALARIES	..	..	..	..	..	..	..	..
98	SUPPLEMENTARY LABOUR INCOME	..	..	..	..	..	..	..	..
99	NET INCOME,UNINC. BUSINESS	..	..	..	..	..	..	..	..
100	OTHER OPERATING SURPLUS	..	..	..	..	..	..	..	..
	<b>TOTAL</b>	<b>5781.7</b>	<b>5948.0</b>	<b>3083.8</b>	<b>3298.3</b>	<b>650.3</b>	<b>7644.8</b>	<b>590.4</b>	<b>-353.6</b>

NOTE: DETAIL MAY NOT ADD DUE TO ROUNDING AND SUPPRESSION OF CONFIDENTIAL COMMODITIES.

TABLE 60. FINAL DEMAND MATRIX (AGGREGATION - M), 1980 (MILLIONS OF 1971 DOLLARS) - CONCLUDED

NO	COMMODITY AGGREGATION - M	DOMESTIC EXPORTS	RE-EXPORTS	IMPORTS	GOVT GROSS CURRENT EXPEND.	GOVT SALE OF GOODS & SERVICES	FINAL EXPEND. ON GDP
1	GRAINS.....	1026.2	1.2	-101.9	--	--	838.2
2	LIVE ANIMALS.....	106.8	--	-47.8	--	-2.1	147.5
3	OTHER AGRICULTURAL PRODUCTS.....	309.6	2.0	-450.3	19.3	-8.3	582.7
4	FORESTRY PRODUCTS.....	44.0	--	-44.8	--	-2.9	31.3
5	FISH LANDINGS.....	31.9	0.1	-15.8	--	-0.8	22.1
6	HUNTING & TRAPPING PRODUCTS.....	21.7	0.7	-20.1	--	--	2.4
7	IRON ORES & CONCENTRATES.....	439.8	--	-107.7	--	--	330.6
8	OTHER METAL ORES & CONCENTRATES.....	698.3	1.1	-392.6	--	--	339.2
9	COAL.....	190.6	--	-245.0	2.0	-31.2	-102.4
10	CRUDE MINERAL OILS.....	218.4	--	-586.5	--	--	-358.8
11	NATURAL GAS.....	125.1	--	-0.1	14.6	-1.6	203.9
12	NON-METALLIC MINERALS.....	290.1	1.9	-132.4	42.7	-1.0	180.2
13	SERVICES INCIDENTAL TO MINING.....	--	--	--	--	-0.3	-0.3
14	MEAT PRODUCTS.....	286.2	1.1	-158.2	0.2	-1.1	220.5
15	DAIRY PRODUCTS.....	62.0	0.2	-96.8	--	--	1220.0
16	FISH PRODUCTS.....	353.6	4.4	-112.3	--	--	339.2
17	FRUITS & VEGETABLES PREPARATIONS.....	90.5	2.2	-250.2	--	--	598.6
18	FEEDS.....	89.0	--	-76.8	--	-0.5	152.5
19	FLOUR,WHEAT,MEAL & OTHER CEREALS.....	47.3	0.1	-15.5	--	--	69.4
20	BREAKFAST CEREAL & BAKERY PROD.....	23.7	--	-23.1	--	--	650.8
21	SUGAR.....	3.1	--	-2.5	--	--	44.7
22	MISC. FOOD PRODUCTS.....	111.9	9.4	-279.3	--	--	816.2
23	SOFT DRINKS.....	1.3	--	-5.5	--	--	293.1
24	ALCOHOLIC BEVERAGES.....	263.6	0.3	-264.8	--	--	950.0
25	TOBACCO PROCESSED UNMANUFACTURED.....	32.5	--	-19.0	--	--	32.7
26	CIGARETTES & TOBACCO MFG.....	5.7	0.4	-14.6	--	--	460.8
27	TIRES & TUBES.....	129.0	3.6	-201.7	--	--	119.4
28	OTHER RUBBER PRODUCTS.....	23.3	1.1	-111.4	--	--	18.6
29	PLASTIC FABRICATED PRODUCTS.....	70.9	2.6	-277.9	--	--	77.0
30	LEATHER & LEATHER PRODUCTS.....	31.4	2.8	-228.3	0.2	--	294.2
31	YARNS & MAN MADE FIBRES.....	75.2	1.7	-240.2	--	--	-135.6
32	FABRICS.....	56.4	9.7	-421.9	0.3	--	-191.0
33	OTHER TEXTILE PRODUCTS.....	85.6	3.2	-248.1	25.1	--	415.9
34	HOSIERY & KNITTED WEAR.....	3.7	0.7	-205.5	0.6	--	545.4
35	CLOTHING & ACCESSORIES.....	78.7	5.9	-354.6	19.3	-2.6	1581.4
36	LUMBER & TIMBER.....	1406.0	6.2	-116.5	--	-4.2	1348.8
37	VENEER & PLYWOOD.....	81.4	0.2	-30.0	--	--	76.2
38	OTHER WOOD FABRICATED MATERIALS.....	199.8	1.1	-62.0	--	--	200.2
39	FURNITURE & FIXTURES.....	98.6	2.2	-148.1	3.9	-1.7	972.7
40	PULP.....	1055.5	--	-23.5	--	--	1026.0
41	NEWSPRINT & OTHER PAPER STOCK.....	1489.2	0.3	-124.6	--	--	1302.7
42	PAPER PRODUCTS.....	82.3	4.3	-258.4	--	--	213.9
43	PRINTING & PUBLISHING.....	106.5	9.8	-403.6	85.1	-24.6	508.0
44	ADVERTISING,PRINT MEDIA.....	--	--	--	--	-0.1	-0.1
45	IRON & STEEL PRODUCTS.....	609.7	14.3	-459.5	--	--	26.6
46	ALUMINUM PRODUCTS.....	488.3	2.3	-113.5	--	--	365.9
47	COPPER & COPPER ALLOY PRODUCTS.....	467.6	1.1	-63.3	--	--	369.6
48	NICKEL PRODUCTS.....	411.7	1.3	-32.3	--	--	483.7
49	OTHER NON FERROUS METAL PRODUCTS.....	465.9	3.1	-432.6	--	-1.3	136.2
50	BOILERS, TANKS & PLATES.....	27.4	2.1	-39.2	--	--	43.5
51	FABRICATED STRUCTURAL METAL PROD.....	127.5	1.5	-64.1	--	--	60.2
52	OTHER METAL FABRICATED PRODUCTS.....	315.2	22.8	-1039.3	33.4	--	-119.3
53	AGRICULTURAL MACHINERY.....	365.5	19.3	-904.2	--	--	452.7
54	OTHER INDUSTRIAL MACHINERY.....	1399.0	231.6	-3995.6	--	-1.0	987.9
55	MOTOR VEHICLES.....	3388.4	58.9	-3178.7	55.9	-1.0	5161.6
56	MOTOR VEHICLE PARTS.....	1600.4	60.9	-2928.4	--	-0.2	-1186.2
57	OTHER TRANSPORT EQUIPMENT.....	1011.5	78.2	-1086.0	283.3	-12.9	1333.0
58	APPLIANCES & RECEIVERS,HOUSEHOLD.....	121.8	7.6	-1104.4	0.1	--	746.5
59	OTHER ELECTRICAL PRODUCTS.....	858.0	92.7	-1784.5	37.1	--	911.5
60	CEMENT & CONCRETE PRODUCTS.....	47.8	0.2	-10.3	--	--	36.9
61	OTHER NON-METALLIC MINERAL PROD.....	128.6	2.5	-426.7	--	--	95.9
62	GASOLINE & FUEL OIL.....	119.9	0.1	-75.4	149.3	-3.7	1165.0
63	OTHER PETROLEUM & COAL PROD.....	242.5	0.6	-73.0	4.5	-0.2	231.9
64	INDUSTRIAL CHEMICALS.....	--	4.9	-743.6	21.1	-45.3	-103.0
65	FERTILIZERS.....	--	0.4	-19.3	--	--	244.0
66	PHARMACEUTICALS.....	44.4	12.4	-232.0	181.4	-1.1	439.3
67	OTHER CHEMICAL PRODUCTS.....	112.4	6.3	-582.4	55.1	--	377.0
68	SCIENTIFIC EQUIPMENT.....	197.6	50.1	-1110.1	115.9	-10.5	-11.7
69	OTHER MANUFACTURED PRODUCTS.....	247.8	17.2	-652.7	1.1	-4.3	529.1
70	RESIDENTIAL CONSTRUCTION.....	--	--	--	--	--	4526.3
71	NON-RESIDENTIAL CONSTRUCTION.....	--	--	--	39.7	--	13167.6
72	REPAIR CONSTRUCTION.....	--	--	--	611.8	--	646.6
73	PIPELINE TRANSPORTATION.....	161.5	--	-96.7	14.2	--	179.9
74	TRANSPORTATION & STORAGE.....	657.4	--	-155.7	479.0	-86.8	2710.6
75	RADIO & TELEVISION BROADCASTING.....	8.3	--	-12.8	--	--	178.9
76	TELEPHONE & TELEGRAPH.....	65.3	--	-75.3	366.3	-5.8	2203.1
77	POSTAL SERVICES.....	11.8	--	-6.6	69.8	--	184.0
78	ELECTRIC POWER.....	222.0	--	-2.7	272.3	-12.7	1902.4
79	OTHER UTILITIES.....	0.3	--	-1.5	123.4	-511.2	423.2
80	WHOLESALE MARGINS.....	977.0	--	-144.4	110.1	-4.5	5148.6
81	RETAIL MARGINS.....	--	--	--	58.0	--	8955.8
82	IMPUTED RENT OWNER OCPD, DWEL.....	--	--	--	--	--	8028.3
83	OTHER FINANCE,INS,REAL ESTATE.....	181.6	--	-576.0	549.3	-395.4	9890.1
84	BUSINESS SERVICES.....	519.8	--	-1132.2	1658.0	-195.4	1250.9
85	EDUCATION SERVICES.....	28.4	--	-13.8	246.1	-366.8	358.2
86	HEALTH SERVICES.....	0.1	--	-0.6	2107.5	-294.8	2354.7
87	AMUSEMENT & RECREATION SERVICES.....	2.0	--	-8.4	35.4	-284.2	1072.3
88	ACCOMMODATION & FOOD SERVICES.....	--	--	--	15.3	-68.6	4903.5
89	OTHER PERSONAL & MISC SERVICES.....	68.0	--	-86.5	618.4	-460.9	2542.7
90	TRANSPORTATION MARGINS.....	1475.0	3.5	--	38.3	--	2458.3
91	OPERATING, OFFICE, LAB & FOOD.....	--	--	--	1161.9	--	1388.7
92	TRAVEL, ADVERTISING & PROMOTION.....	--	--	--	624.9	--	752.6
93	NON-COMPETING IMPORTS.....	--	--	-382.7	--	--	-296.9
94	UNALLOCATED IMPORTS & EXPORTS.....	2026.8	4.2	-2726.7	--	--	-352.0
95	INDIRECT TAXES.....	11.5	--	1738.4	159.3	--	10113.5
96	SUBSIDIES.....	--	--	--	--	--	--
97	WAGES & SALARIES.....	--	--	--	12529.3	--	14897.5
98	SUPPLEMENTARY LABOUR INCOME.....	--	--	--	1471.3	--	1631.2
99	NFT INCOME,UNINC BUSINESS.....	--	--	--	--	--	--
100	OTHER OPERATING SURPLUS.....	--	--	--	2021.7	--	2217.7
	<b>TOTAL.....</b>	<b>30021.2</b>	<b>780.7</b>	<b>-31691.2</b>	<b>26566.2</b>	<b>-2851.4</b>	<b>134858.0</b>

NOTE: DETAIL MAY NOT ADD DUE TO ROUNDING AND SUPPRESSION OF CONFIDENTIAL COMMODITIES.

Canada