

8-1-1969

The Input-output Structure of the Canadian Economy 1961 - Volume 2

Input-output Research and Development Staff

Follow this and additional works at: https://researchrepository.wvu.edu/rri_ioacctdata

Recommended Citation

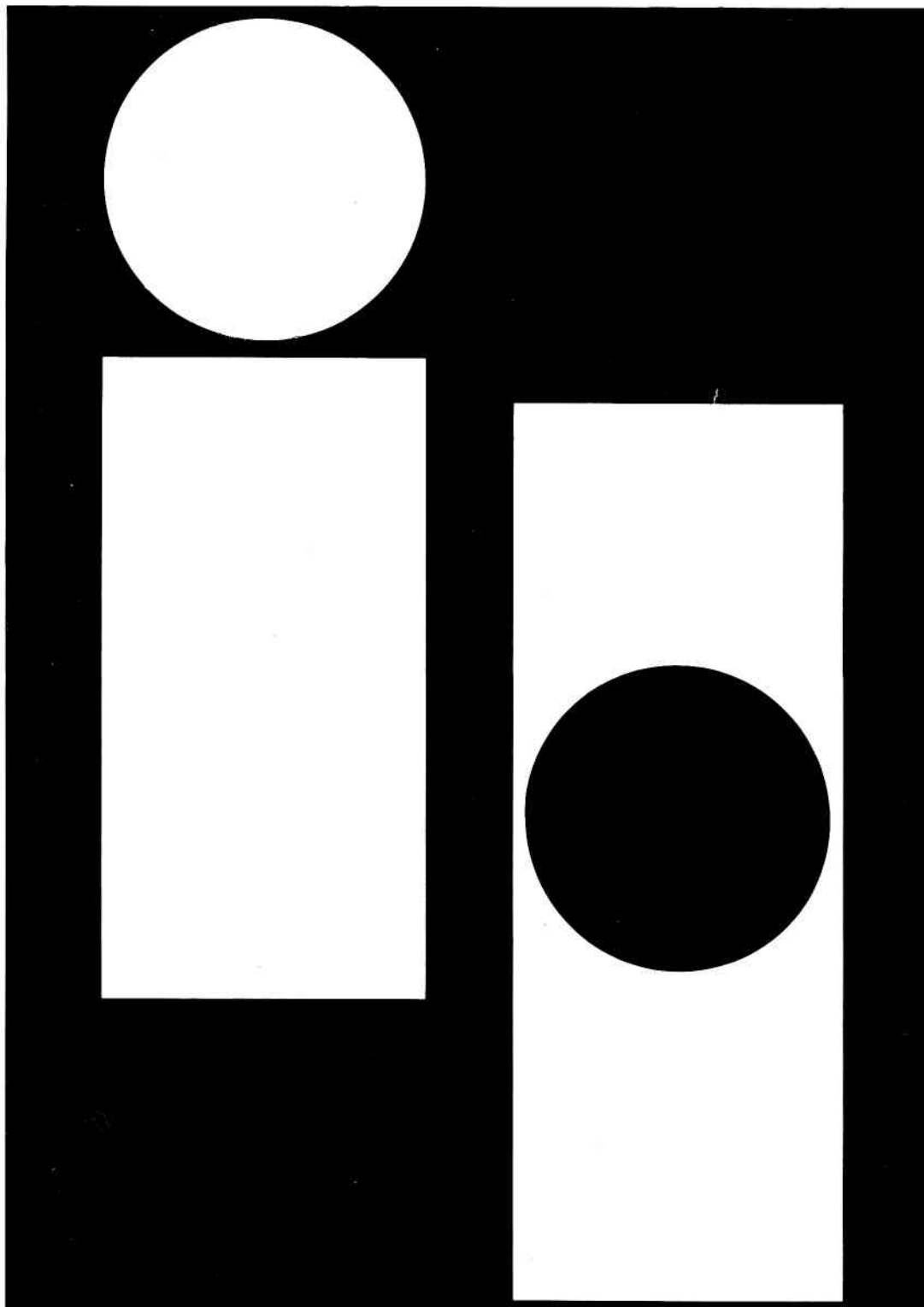
Input-output Research and Development Staff, "The Input-output Structure of the Canadian Economy 1961 - Volume 2" (1969). *Accounts and Data*. 71.

https://researchrepository.wvu.edu/rri_ioacctdata/71

This Article is brought to you for free and open access by the RRI Input-Output Archive at The Research Repository @ WVU. It has been accepted for inclusion in Accounts and Data by an authorized administrator of The Research Repository @ WVU. For more information, please contact beau.smith@mail.wvu.edu.

SYSTEM OF NATIONAL ACCOUNTS
INPUT-OUTPUT TABLES

The Input-Output Structure of the Canadian Economy 1961



DOMINION BUREAU OF STATISTICS

The contents of this document may be used freely but DBS should be credited when republishing all or any part of it.

Geoffrey J. D. Howings
16-xi-1971

DOMINION BUREAU OF STATISTICS
Input-Output Research and Development Staff

SYSTEM OF NATIONAL ACCOUNTS
Input-Output Tables


THE INPUT-OUTPUT STRUCTURE OF
THE CANADIAN ECONOMY, 1961

VOLUME 2

Published by Authority of
The Minister of Industry, Trade and Commerce

October 1969
1900-502

Price: \$3.00



P R E F A C E


The preliminary 1961 Input-Output Tables published in this Volume and in Volume 1 ("The Input-Output Structure of the Canadian Economy, 1961 - Volume 1", catalogue no. 15-501) include a set of Input-Output Accounts which form part of the System of National Accounts, and tables which can be used for a variety of analytical purposes. Volume 1 includes tables for two aggregations of the system - 16 industries by 40 commodities, and 65 industries by 65 commodities; this Volume consists of tables for a third aggregation - 110 industries by 197 commodities. The descriptive material and classification systems for all three aggregations are contained in Volume 1. Chapter 4 of Volume 1 describes all the Tables published in this Volume.

This is the second set of Canadian Input-Output Tables to be published by the Dominion Bureau of Statistics; the first was for the year 1949. In addition to being more detailed, the 1961 Tables have been constructed within a conceptual framework which differs considerably from that of the 1949 Tables.

The Input-Output Research and Development Staff is under the direction of Mr. T. Gigantes. Other Staff economists who have made substantial contributions to the studies are I.H. Midgley, P.R. Pitts, Mrs. S. Nijhowne, A.M. Friend, C. Gaston, R. Hoffman, K. Lal, S. O'Brien and Mrs. L. Emmerson.

The Staff has benefited from the assistance of many individuals in other Bureau divisions, and from consultation with outside researchers, particularly Professor T.I. Matuszewski of Université Laval, Professor K. Levitt of McGill University, Professor G. Rosenbluth of the University of British Columbia, and Professor J.A. Sawyer of the University of Toronto.

WALTER E. DUFFETT,
Dominion Statistician.



THE SYSTEM OF NATIONAL ACCOUNTS

In Canada, the National Accounts have been developed since the close of the Second World War in a series of publications relating to their constituent parts. These have now reached a stage of evolution where they can be termed a "System of National Accounts". For purposes of identification, all publications (containing tables of statistics, descriptions of conceptual frameworks, and descriptions of sources and methods) which make up this System will now carry the term "System of National Accounts" as a general title.


The System of National Accounts in Canada consists of several parts. The annual and quarterly Income and Expenditure Accounts (included with catalogue nos. carrying the prefix 13) were, historically speaking, the first set of statistics to be referred to with the title "National Accounts" (National Accounts, Income and Expenditure). The Balance of International Payments data, (catalogue nos. with prefix 67), in their more summary form, are also part of the System of National Accounts and they, in fact, pre-date the Income and Expenditure Accounts.

Greatly expanded structural detail on industries and on goods and services is portrayed in the Input-Output Tables of the System (catalogue nos. with prefix 15). The Indexes of Real Domestic Product by Industry (included with catalogue nos. carrying the prefix 61) provide "constant dollar" measures of the contribution of each industry to gross domestic product at factor cost. Inputs and outputs are related in Productivity Studies (catalogue nos. with prefix 14).

Both the Input-Output Tables and Indexes of Real Domestic Product by Industry use the establishment as the primary unit of industrial production. Measures of financial transactions are provided by the Financial Flow Accounts (catalogue nos. with prefix 13). Types of lenders and financial instruments are the primary detail in these statistics, and the legal entity is the main unit of classification of transactors. Also, provision is made in the System for incorporation of balance sheet (wealth) estimates when such data are sufficiently developed.

The System of National Accounts provides an overall conceptually integrated framework in which the various parts can be considered as interrelated subsystems. At present, direct comparisons amongst those parts which use the establishment as the basic unit and those which use the legal entity can be carried out only at highly aggregated levels of data. However, the Dominion Bureau of Statistics is continuing research on enterprise-company-establishment relationships; it may eventually be feasible to reclassify the data which are on one basis (say the establishment basis) to correspond to the units employed on another (the company or the enterprise basis).

In its broad outline, the Canadian System of National Accounts bears a close relationship to the international standard as described in the United Nations publication, "A System of National Accounts" (Studies in Methods, Series F., No. 2, Rev. 3, Statistical Office, Department of Economic and Social Affairs, United Nations, New York, 1968). In the future, a document on the conceptual framework of the Canadian System of National Accounts will be prepared for publication by the Dominion Bureau of Statistics. This document will furnish the broad theoretical outline of the System. The finer conceptual details, the statistical tables, and the descriptions of sources and methods as they pertain to the individual parts of the System, will appear in the various regular and occasional publications relating to those parts.




T A B L E O F C O N T E N T S

Introduction	Page
	9

List of Tables

Table 13	Values of Industry Inputs and Final Expenditures, 1961 - Aggregation L	10
14	Industry Input and Final Expenditure Coefficients - Aggregation L	85
15	Impact Table without Import Leakages - Aggregation L	160
16	Impact Table with Import Leakages - Aggregation L	235
17	Valuation Conversion Coefficients - Aggregation L	310



I N T R O D U C T I O N

This Volume is an extension of Volume 1 of "The Input-Output Structure of the Canadian Economy, 1961" (Catalogue No. 15-501). The user of Volume 2 will require a copy of Volume 1 which contains the descriptive material relating to the accounting framework and analytical uses of the 1961 Tables. Tables for three levels of aggregation of the data are published:

- Aggregation S (16 industries by 40 commodities) in Tables 1 - 7 of Volume 1
- Aggregation M (65 industries by 65 commodities) in Tables 8 - 12 of Volume 1
- Aggregation L (110 industries by 197 commodities) in Tables 13 - 17, Volume 2

The industry and commodity classification systems for Aggregation L are included in Appendix B of Volume 1 and are explained in Chapter 5 of that publication.

The content of each of the five tables in Volume 2 is outlined in Chapter 4 of Volume 1.

TABLE 13 VALUES OF INDUSTRY INPUTS AND FINAL EXPENDITURES, 1961 - AGGREGATION L (SEE CHAPTER 4)

INDUSTRY (COLUMNS)	AGRICULTURE	FORESTRY	FISHING & HUNTING	IRON MINES	BASE METAL MINES	URANIUM MINES	OTHER METAL MINES	COAL MINES
COMMODITY (ROWS)	1	2	3	4	5	6	7	8
	(millions of dollars)							
LIVE ANIMALS 1	38.3	.0	.0	.0	.0	.0	.0	.0
GRAIN 2	42.3	.0	.0	.0	.0	.0	.0	.0
FRUITS, NUTS & VEG. 3	.0	.0	.0	.0	.0	.0	.0	.0
MILK UNPROCESSED 4	2.0	.0	.0	.0	.0	.0	.0	.0
EGGS IN THE SHELL 5	.0	.0	.0	.0	.0	.0	.0	.0
TOBACCO 6	.0	.0	.0	.0	.0	.0	.0	.0
OIL SEEDS 7	.0	.0	.0	.0	.0	.0	.0	.0
AGR. PROD. NES 8	69.5	1.4	.0	.0	.0	.0	.0	.0
FOREST PRODUCTS 9	11.1	90.2	.0	.0	.0	.0	.0	.0
FISH LANDINGS 10	.0	.0	1.9	.0	.0	.0	.0	.0
FUR SKIN EX. RANCH 11	.0	.0	.0	.0	.0	.0	.0	.0
IRON ORE 12	.0	.0	.0	.0	.0	.0	.0	.0
METAL DRES NES 13	.0	.0	.0	.0	.0	.0	.0	.0
RADIOACTIVE ORES 14	.0	.0	.0	.0	.0	.0	.0	.0
GOLD DRES 15	.0	.0	.0	.0	.0	.0	.0	.0
COAL 16	3.7	.1	.0	.0	.5	.9	.2	.3
CRUDE MINERAL OIL 17	.0	.0	.0	.0	.0	.0	.0	.0
NATURAL GAS 18	.2	.0	.0	.0	.0	.0	.0	.0
PROD. REL. TO MINES 19	.0	.0	.0	7.8	10.2	1.0	4.7	.0
ASBESTOS, FIBRES 20	.0	.0	.0	.0	.0	.0	.0	.0
CLAY & GYPSUM 21	.0	.0	.0	.0	.0	.0	.0	.0
SALT 22	.1	.0	.2	.0	.0	.1	.0	.0
CRUDE MINERAL NES 23	.2	.0	.0	.1	2.9	.1	.0	.0
MEAT 24	.0	.0	.0	.0	.0	.0	.0	.0
HIDES & SKINS 25	.0	.0	.0	.0	.0	.0	.0	.0
ANIMAL FATS & OILS 26	.0	.0	.0	.0	.0	.0	.0	.0
MEAT BY-PROD. NES 27	2.4	.0	.0	.0	.0	.0	.0	.0
POULTRY 28	.0	.0	.0	.0	.0	.0	.0	.0
MILK PROCESSED 29	.0	.0	.0	.0	.0	.0	.0	.0
BUTTER 30	.0	.0	.0	.0	.0	.0	.0	.0
CHEESE EX. PROCESS 31	.0	.0	.0	.0	.0	.0	.0	.0
DAIRY PROD. NES 32	.0	.0	.0	.0	.0	.0	.0	.0
PROCESS CHEESE 33	.0	.0	.0	.0	.0	.0	.0	.0
FISH PRODUCTS 34	2.4	.0	.0	.0	.0	.0	.0	.0
FRUIT & VEG. CANNED 35	.0	.0	.0	.0	.0	.0	.0	.0
FEEDS & CONC. 36	243.5	6.1	.0	.0	.0	.0	.0	.0
FLOUR MILL PROD. 37	13.0	.0	.0	.0	.0	.0	.0	.0
CEREAL PROD. 38	.0	.0	.0	.0	.0	.0	.0	.0
BISCUITS, 39	.0	.0	.0	.0	.0	.0	.0	.0
BAKERY PRODUCTS 40	.0	.0	.0	.0	.0	.0	.0	.0
CONFECTIONERY 41	.0	.0	.0	.0	.0	.0	.0	.0
SUGAR & MOLASSES 42	.7	.0	.0	.0	.0	.0	.0	.0
VEG. OIL & FATS 43	5.3	.0	.0	.0	.0	.0	.0	.0
TEA & COFFEE 44	.0	.0	.0	.0	.0	.0	.0	.0
MISC. FOOD PROD. 45	.0	.0	.0	.0	.0	.0	.0	.0
SOFT DRINKS & CONC. 46	.0	.0	.0	.0	.0	.0	.0	.0
DISTILLERY PROD. 47	.0	.0	.0	.0	.0	.0	.0	.0
BREWERY & WINERY 48	.0	.0	.0	.0	.0	.0	.0	.0
TOBACCO PROCESSED 49	.0	.0	.0	.0	.0	.0	.0	.0
TOBACCO PRODUCTS 50	.0	.0	.0	.0	.0	.0	.0	.0

TABLE 13 VALUES OF INDUSTRY INPUTS AND FINAL EXPENDITURES, 1961 - AGGREGATION L (SEE CHAPTER 4)

INDUSTRY (COLUMNS)	AGRICULTURE	FORESTRY	FISHING & HUNTING	IRON MINES	BASE METAL MINES	URANIUM MINES	OTHER METAL MINES	COAL MINES
--------------------	-------------	----------	-------------------	------------	------------------	---------------	-------------------	------------

BREWERY & WINERY 48	.0	.0	.0	.0	.0	.0	.0	.0	.0
TOBACCO PROCESSED 49	.0	.0	.0	.0	.0	.0	.0	.0	.0
TOBACCO PRODUCTS 50	.0	.0	.0	.0	.0	.0	.0	.0	.0

TABLE 13 VALUES OF INDUSTRY INPUTS AND FINAL EXPENDITURES, 1961 - AGGREGATION L (SEE CHAPTER 4)

INDUSTRY (COLUMNS)	AGRICULTURE	FORESTRY	FISHING & HUNTING	IRON MINES	BASE METAL MINES	URANIUM MINES	OTHER METAL MINES	COAL MINES
COMMODITY (ROWS)	1	2	3	4	5	6	7	8
FOOTWEAR RUBBER 51	.0	.0	.0	.0	.0	.0	.0	.0
TIRES & TUBES 52	6.7	.0	.0	.0	.0	.0	.0	.0
RUBBER PROD. NES 53	.0	.0	.0	.0	.0	.0	.0	.0
LEATHER 54	.0	.0	.0	.0	.0	.0	.0	.0
FOOTWEAR LEATHER 55	.0	.0	.0	.0	.0	.0	.0	.0
LEATHER PROD. NES 56	.0	.0	.0	.0	.0	.0	.0	.0
COTTON FIBRE&YARN 57	.0	.0	.0	.0	.0	.0	.0	.0
COTTON FABRICS 58	.0	.3	1.9	.0	.0	.0	.0	.0
WOOL YARN&FABRIC 59	.0	.4	.0	.0	.0	.0	.0	.0
SYNTH. FIBRE&YARN 60	.0	.0	.0	.0	.0	.0	.0	.0
SYNTH. FABRICS 61	.0	.0	.0	.0	.0	.0	.0	.0
CARPETING 62	.0	.0	.0	.0	.0	.0	.0	.0
LINOL&COATED FABR 63	.0	.0	.0	.0	.0	.0	.0	.0
CANVAS PRODUCTS 64	.0	.7	.0	.0	.0	.0	.0	.0
TEXTILE CONTAINERS 65	1.9	.0	.0	.0	.0	.0	.0	.0
FELTS 66	.0	.0	.0	.0	.0	.0	.0	.0
CORDAGE & TWINE 67	12.2	.3	2.2	.0	.0	.0	.0	.0
OTHER FABRICS 68	.0	.0	.0	.0	.0	.0	.0	.0
TEXTILE PROD. NES 69	.0	.2	.2	.0	.0	.0	.4	.0
HOSIERY 70	.0	.0	.0	.0	.0	.0	.0	.0
KNITTED FABRICS 71	.0	.0	.0	.0	.0	.0	.0	.0
KNITTED CLOTHING 72	.0	.0	.0	.0	.0	.0	.0	.0
FUR CLOTHING 73	.0	.0	.0	.0	.0	.0	.0	.0
CLOTHING NES 74	.4	.0	.0	.0	.0	.0	.0	.0
PULP CHIPS&WASTE 75	.0	.3	.0	.0	.0	.0	.0	.0
LUMBER, SAWN PROD. 76	.2	.0	1.4	.0	.0	.0	.0	.6
VENEER&PLYWOOD 77	.0	.0	.0	.0	.0	.0	.0	.0
MILLWORK (WOOD) 78	.0	.0	.0	.0	.0	.0	.0	.0
WOODEN CONTAINERS 79	5.5	.0	.0	.0	.0	.0	.0	.0
WOOD PROD. NES 80	.0	.0	.0	.0	.0	.0	.0	.0
HOUSE FURNITURE 81	.0	.0	.0	.0	.0	.0	.0	.0
FURNITURE OTHER 82	.0	.0	.0	.0	.0	.0	.0	.0
PULP 83	.0	.0	.0	.0	.0	.0	.0	.0
PAPER STOCK 84	.0	.0	.0	.0	.0	.0	.0	.0
AO PULP & PAPER 85	.0	.0	.0	.0	.0	.0	.0	.0
PAPER BLDG. PROD. 86	.0	.0	.0	.0	.0	.0	.0	.0
PAPER CARTONS 87	1.7	.0	.0	.0	.0	.0	.0	.0
CONVERTED PAPER 88	1.0	.0	.0	.0	.0	.0	.0	.0
PRINTED MATTER 89	.0	.0	.0	.0	.0	.0	.0	.0
PRINT. & PUBLISHING 90	.0	.0	.0	.0	.0	.0	.0	.0
PIG IRON, STEEL 91	.0	.0	.0	.0	.0	.0	.0	.0
BAR&RODS, STEEL 92	.0	.0	.0	.0	.0	.0	.0	.0
PLATE, SHEET, STRIP 93	.0	.0	.0	.0	.0	.0	.0	.0
STRUCTURAL&RAILS 94	.0	.0	.0	.0	.2	.1	.0	.1
STEEL CASTINGS 95	.0	.0	.0	.0	.6	.1	.0	.1
GRAPHITE, CARBON 96	.0	.0	.0	.0	.0	.0	.0	.0
PIPES & TUBES 97	.0	.0	.0	.0	.0	.0	.0	.0
IRON CASTINGS 98	.0	.0	.0	.7	4.4	.9	2.7	.0
MET. PRIMARY FORM 99	.0	.0	.0	.0	.0	.0	.2	.0
ALUMINUM ROLLED 100	.0	.0	.0	.0	.0	.0	.0	.0

TABLE 13 VALUES OF INDUSTRY INPUTS AND FINAL EXPENDITURES, 1961 - AGGREGATION L (SEE CHAPTER 4)

INDUSTRY (COLUMNS)	AGRICULTURE	FORESTRY	FISHING & HUNTING	IRON MINES	BASE METAL MINES	URANIUM MINES	OTHER METAL MINES	COAL MINES
COMMODITY (ROWS)	1	2	3	4	5	6	7	8
COPPER ROLLED 101	.0	.0	.0	.0	.0	.0	.0	.0
NON-FERROUS MET. 102	.0	.0	.0	.0	.1	.0	.0	.0
PLATE, TANK, BOIL. 103	.0	.0	.0	.0	.0	.0	.0	.0
BASIC STEEL PROD. 104	.0	.0	.0	.0	.0	.0	.0	.0
ARCH. METAL PROD. 105	.0	.0	.0	.0	.0	.0	.0	.0
METAL CONTAINERS 106	.0	.0	.0	.0	.8	.0	.0	.0
BASIC METAL PROD. 107	.0	.0	.2	.0	.0	.0	.0	.0
METAL HOUSEWARE 108	.0	.0	.0	.0	.0	.0	.0	.0
WIRE & WIRE PROD. 109	6.0	5.4	.1	.0	.0	.0	.0	.0
HARDWARE NES 110	.0	.0	.0	.0	.0	.0	.0	.0
TOOLS & CUTTING EQ. 111	.0	.0	.0	.0	.0	.0	.0	.0
HEATING EQ. 112	.0	.0	.0	.0	.0	.0	.0	.0
FORG. & PLUMB. EQ. 113	.0	.0	.0	.0	.0	.0	.0	.0
MISC. METAL FAB. 114	.0	.0	.1	.0	.0	.0	.0	.0
AGR. IMPLEMENTS 115	37.3	.0	.0	.0	.0	.0	.0	.0
INDUSTRIAL MACH. 116	.0	3.6	2.9	2.4	7.7	4.5	2.0	.9
REFRIG. & AIR CON. 117	.0	.0	.0	.0	.0	.0	.0	.0
OFFICE & STORE MCH. 118	.2	.5	.0	.5	.2	.0	.1	.1
AIRCRAFT & PARTS 119	.0	.0	.0	.0	.0	.0	.0	.0
AIRCRAFT REPAIR 120	1.0	.0	.0	.0	.0	.0	.0	.0
PASSENGER CARS 121	.0	.0	.0	.0	.0	.0	.0	.0
COM. VEHICLES 122	.0	.0	.0	.0	.0	.0	.0	.0
COM. TRAILERS 123	.0	.0	.0	.0	.0	.0	.0	.0
VEH. BODY, TRAIL. 124	.0	.0	.0	.0	.0	.0	.0	.0
MOTOR VEH. PARTS 125	.0	.0	.0	.0	.0	.0	.0	.0
RLY. ROLL. STOCK 126	.0	.0	.0	.2	.5	.1	.1	.1
SHIPS & BOATS 127	.0	.0	.4	.0	.0	.0	.0	.0
OTHER VEHICLES 128	.0	.0	.0	.0	.0	.0	.0	.0
SHIP REPAIR 129	.0	.0	1.5	.0	.0	.0	.0	.0
SMALL APPLIANCES 130	.0	.0	.0	.0	.0	.0	.0	.0
REFRIG. & FREEZER 131	.0	.0	.0	.0	.0	.0	.0	.0
STOVES & RANGES 132	.0	.0	.0	.0	.0	.0	.0	.0
OTHER APPLIANCES 133	.0	.0	.0	.0	.0	.0	.0	.0
COMMUNICATION EQ. 134	.0	.0	.8	.0	.0	.0	.0	.0
ELEC. WIRE, CABLE 135	.0	.0	.0	.0	.0	.0	.0	.0
ELEC. IND. EQ. 136	.0	.0	.0	.0	.0	.0	.0	.0
RADIO & T.V. EQ. 137	.0	.0	.0	.0	.0	.0	.0	.0
BATTERIES 138	.0	.0	.0	.0	.0	.0	.0	.0
LIGHT BULBS 139	.0	.0	.0	.0	.0	.0	.0	.0
OTHER ELEC. EQ. 140	.0	.0	.0	.0	.0	.0	.0	.0
CEMENT 141	.0	.0	.0	.0	.0	.0	.0	.0
LIME 142	.1	.0	.0	.0	.4	1.2	.3	.0
PLASTER & GYPSUM 143	.0	.0	.0	.0	.0	.0	.0	.0
CONCRETE PROD. 144	.0	.0	.0	.0	.0	.0	.0	.0
CLAY PRODUCTS 145	.1	.1	.0	.0	.0	.0	.0	.0
REFRACTORIES 146	.0	.0	.0	.1	.1	.0	.1	.0
STONE PRODUCTS 147	.0	.0	.0	.0	.0	.0	.0	.0
GLASS & GLASS PROD. 148	.0	.0	.2	.0	.0	.0	.0	.0
MIN. WOOL & INSUL. 149	.0	.0	.0	.0	.0	.0	.0	.0
ASBESTOS PROD. 150	.0	.0	.0	.0	.0	.0	.0	.0

GLASS&GLASS PROD148	.0	.0	.0	.0	.0	.0	.0	.0	.0
MIN. WOOL&INSUL.149	.0	.0	.0	.0	.0	.0	.0	.0	.0
ASBESTOS PROD. 150	.0	.0	.0	.0	.0	.0	.0	.0	.0

TABLE 13 VALUES OF INDUSTRY INPUTS AND FINAL EXPENDITURES, 1961 - AGGREGATION L (SEE CHAPTER 4)

INDUSTRY (COLUMNS)	AGRICULTURE	FORESTRY	FISHING & HUNTING	IRON MINES	BASE METAL MINES	URANIUM MINES	OTHER METAL MINES	COAL MINES
COMMODITY (ROWS)	1	2	3	4	5	6	7	8
OTH.MINERAL PROD151	.0	.0	.0	.0	.0	.0	.0	.0
GASOLINE 152	111.2	11.1	4.8	.2	.4	.1	.1	.1
FUEL OIL 153	28.3	9.6	.0	2.6	1.7	.9	.4	.2
LUB. OIL&GREASE 154	12.5	1.7	1.3	.5	.3	.5	.3	.3
OTH.PETROL.PROD.155	2.1	.2	.0	.0	.0	.0	.0	.0
EXPLOSIVES&AMMUN156	.0	.9	.2	3.1	6.8	1.6	4.8	.8
FERTILIZERS 157	48.2	.0	.0	.0	.0	.0	.0	.0
PLASTIC, SYN.RESN158	.0	.0	.1	.0	.0	.0	.0	.0
PHARM&MEDICINES 159	.0	.0	.0	.0	.0	.0	.0	.0
PAINTS&VARNISHES160	.0	.0	.0	.0	.0	.0	.0	.0
SOAPS & CLEANERS161	.0	.0	.0	.0	.0	.0	.0	.0
VEG.OILS&REF.GLY162	.0	.0	.0	.0	.0	.0	.0	.0
TOILET&COSMETICS163	.0	.0	.0	.0	.0	.0	.0	.0
PIGMENT,DYE &INK164	.0	.0	.0	.0	.0	.0	.1	.0
INORGANIC CHEM. 165	.6	.2	.0	.1	2.5	6.8	1.4	.0
ORGANIC CHEM. 166	.0	.0	.0	.0	.7	.0	.2	.0
IND.CHEM.PROD. 167	38.4	.0	.0	.0	.8	.3	.2	.0
HOUSEHOLD CHEM. 168	.0	.0	.0	.0	.0	.0	.0	.0
SCIENCE&LAB.EQ. 169	.0	.0	.0	.0	.0	.0	.0	.0
JEWELLERY 170	.0	.0	.0	.0	.0	.0	.0	.0
PLASTIC FAB.PROD171	.0	.0	.0	.0	.0	.0	.0	.0
SPORT GOODS&TOYS172	.0	.0	.3	.0	.0	.0	.0	.0
FUR DRESSING&DYE173	.0	.0	.0	.0	.0	.0	.0	.0
SIGNS&DISPLAYS 174	.0	.0	.0	.0	.0	.0	.0	.0
NOTIONS 175	.0	.0	.0	.0	.0	.0	.0	.0
WRITING EQ. 176	.0	.0	.0	.0	.0	.0	.0	.0
END PROD. NES 177	.2	.0	.7	.0	.0	.0	.0	.0
CONSTRUCTION 178	58.5	18.0	6.5	2.7	7.9	.7	1.1	.4
WH.&RETAIL TRADE179	105.6	9.6	3.4	2.2	4.3	2.3	1.6	.8
TRANSP.& STORAGE180	75.1	31.3	4.4	5.5	4.3	2.7	1.2	.8
BROADCASTING 181	.0	.0	.0	.0	.0	.0	.0	.0
TELEPHONE&TELEG.182	8.9	2.2	.2	.5	.6	.2	.1	.1
POSTAL SERVICE 183	1.5	.3	.0	.0	.1	.0	.0	.0
ELECTRIC POWER 184	22.4	1.5	.0	3.4	9.3	2.4	6.9	3.1
OTHER UTILITIES 185	4.5	.1	.0	.3	.4	.0	.2	.1
REAL ESTATE RENT186	63.2	63.9	.6	1.8	2.6	.5	.8	1.3
FINANCE&INSUR. 187	31.1	3.8	1.8	3.8	2.5	.2	1.8	.9
HEALTH&EDUCATION188	.0	.0	.0	.0	.0	.0	.0	.0
BUSINESS SERVICE189	4.0	3.1	.2	4.0	4.7	1.0	1.8	.3
ACCOMMOD.&MEALS 190	.0	.0	.0	.0	.0	.0	.0	.0
PERSONAL SERVICE191	2.5	2.4	.0	1.1	.6	.6	.4	1.1
RENT EX.R.ESTATE192	1.1	31.9	.0	.5	.7	.1	.2	.1
OFFICE SUPPLIES 193	5.0	2.1	.0	.7	.5	.1	.2	.2
ADVERTISING 194	.0	1.0	.0	.1	.6	.0	.0	.0
TRAVEL&ENTERTAIN195	.0	4.2	.0	.6	.6	.1	.4	.2
CAFETERIA SUPPL.196	.0	20.5	.0	.4	.8	.0	.3	.0
OPERATING SUPPL.197	106.2	66.6	.0	23.1	16.3	11.3	7.9	6.0

TABLE 13 VALUES OF INDUSTRY INPUTS AND FINAL EXPENDITURES, 1961 - AGGREGATION L (SEE CHAPTER 4)

INDUSTRY(COLUMNS)	AGRICULTURE	FORESTRY	FISHING & HUNTING	IRON MINES	BASE METAL MINES	URANIUM MINES	OTHER METAL MINES	COAL MINES
COMMODITY(ROWS)	1	2	3	4	5	6	7	8
NON-COMP. IMPORTS 198	.0	.0	.0	.0	.0	.0	.0	.0
BAL. PAYMENT ADJ. 199	.0	.0	.0	.0	.0	.0	.0	.0
COMMODITY TAXES 200	21.4	4.5	.9	.4	1.2	.5	.4	.1
SUBSIDIES 201	-20.7	.0	-.4	.0	.0	.0	-12.3	-15.5
INDIR. TX&GOV. SER 202	135.5	17.9	.8	1.4	6.7	1.4	1.0	.1
WAGES & SALARIES 203	239.0	286.3	18.7	46.0	152.3	34.2	70.3	44.4
NET-INC. UNINCORP 204	925.6	31.7	42.5	.0	.5	.0	.6	.1
SURPLUS 205	579.2	85.3	27.9	52.3	333.6	125.3	37.3	23.5
SUB TOT(198-205) 206	1880.0	425.8	90.4	100.2	494.4	161.4	97.3	52.8
TOTAL INPUTS 207	3120.1	821.4	128.9	168.9	593.2	202.9	140.6	72.1

TABLE 13 VALUES OF INDUSTRY INPUTS AND FINAL EXPENDITURES, 1961 - AGGREGATION L (SEE CHAPTER 4)

INDUSTRY(COLUMNS)	PETROLEUM & NATURAL GAS	ASBESTOS AND NON METAL MINES	MEAT PROCESSORS	POULTRY PROCESSORS	DAIRY FACTORIES	PROCESS INDUS	FISH PROD. IND.
-------------------	----------------------------	---------------------------------	--------------------	-----------------------	--------------------	------------------	--------------------

TABLE 13 VALUES OF INDUSTRY INPUTS AND FINAL EXPENDITURES, 1961 - AGGREGATION L (SEE CHAPTER 4)

INDUSTRY (COLUMNS)		PETROLEUM & NATURAL GAS	ASBESTOS MINES	NON-METAL MINES	MEAT PROCESSORS	POULTRY PROCESSORS	DAIRY FACTORIES	PROCESS CHEESE	FISH PROD. IND.
COMMODITY (ROWS)		9	10	11	12	13	14	15	16
LIVE ANIMALS	1	.0	.0	.0	620.5	74.5	.0	.0	.0
GRAIN	2	.0	.0	.0	.0	.0	.0	.0	.0
FRUITS, NUTS & VEG.	3	.0	.0	.0	.9	.0	.5	.3	.6
MILK UNPROCESSED	4	.0	.0	.0	.0	.0	496.5	.3	.0
EGGS IN THE SHELL	5	.0	.0	.0	.0	.0	.2	.0	.0
TOBACCO	6	.0	.0	.0	.0	.0	.0	.0	.0
OIL SEEDS	7	.0	.0	.0	.0	.0	.0	.0	.0
AGR. PROD. NES	8	.0	.0	.0	.2	.0	.0	.0	.0
FOREST PRODUCTS	9	.0	.0	.0	.0	.0	.1	.0	.0
FISH LANDINGS	10	.0	.0	.0	.0	.0	.0	.0	92.2
FUR SKIN EX. RANCH	11	.0	.0	.0	.0	.0	.0	.0	.0
IRON ORE	12	.0	.0	.0	.0	.0	.0	.0	.0
METAL ORES NES	13	.0	.0	.0	.0	.0	.0	.0	.0
RADIOACTIVE ORES	14	.0	.0	.0	.0	.0	.0	.0	.0
GOLD ORES	15	.0	.0	.0	.0	.0	.0	.0	.0
COAL	16	.0	.3	.8	.8	.0	1.2	.0	.1
CRUDE MINERAL OIL	17	.0	.0	.0	.0	.0	.0	.0	.0
NATURAL GAS	18	.2	.0	.1	.2	.0	.1	.0	.0
PROD. REL. TO MINES	19	25.8	3.0	.0	.0	.0	.0	.0	.0
ASBESTOS, FIBRES	20	.0	.0	.0	.0	.0	.0	.0	.0
CLAY & GYPSUM	21	.5	.0	.0	.0	.0	.0	.0	.0
SALT	22	.1	.0	.0	.9	.0	.2	.0	.3
CRUDE MINERAL NES	23	.5	.0	1.4	.0	.0	.0	.0	.0
MEAT	24	.0	.0	.0	165.0	.2	.0	.0	.0
HIDES & SKINS	25	.0	.0	.0	.1	.0	.0	.0	.0
ANIMAL FATS & OILS	26	.0	.0	.0	8.1	.0	.0	.0	.0
MEAT BY-PROD. NES	27	.0	.0	.0	10.9	.4	.8	.0	2.8
POULTRY	28	.0	.0	.0	.0	27.3	.0	.0	.0
MILK PROCESSED	29	.0	.0	.0	.0	.0	25.5	.3	.0
BUTTER	30	.0	.0	.0	.0	.0	12.3	.4	.0
CHEESE EX. PROCESS	31	.0	.0	.0	.0	.0	.1	10.7	.0
DAIRY PROD. NES	32	.0	.0	.0	.2	.0	14.1	1.3	.0
PROCESS CHEESE	33	.0	.0	.0	1.0	.0	.0	.0	.0
FISH PRODUCTS	34	.0	.0	.0	3.5	.0	.0	.0	8.2
FRUIT & VEG. CANNED	35	.0	.0	.0	.1	.0	1.9	.7	.1
FEEDS & CONC.	36	.0	.0	.0	.4	.0	.0	.0	.0
FLOUR MILL PROD.	37	.2	.0	.0	.6	.0	.0	.1	.0
CEREAL PROD.	38	.0	.0	.0	.0	.0	.0	.0	.0
BISCUITS,	39	.0	.0	.0	.0	.0	.3	.0	.0
BAKERY PRODUCTS	40	.0	.0	.0	.0	.0	.0	.0	.1
CONFECTIONERY	41	.0	.0	.0	.0	.0	.7	.4	.0
SUGAR & MOLASSES	42	.0	.0	.0	.5	.0	3.1	.6	.0
VEG. OIL & FATS	43	.0	.0	.0	17.5	.0	.3	.0	.0
TEA & COFFEE	44	.0	.0	.0	.0	.0	.0	.0	.0
MISC. FOOD PROD.	45	.0	.0	.0	3.7	.2	4.0	1.2	.1
SOFT DRINKS & CONC.	46	.0	.0	.0	.0	.0	.2	.0	.0
DISTILLERY PROD.	47	.0	.0	.0	.0	.0	.0	.0	.0
BREWERY & WINERY	48	.0	.0	.0	.0	.0	.0	.0	.0
TOBACCO PROCESSED	49	.0	.0	.0	.0	.0	.0	.0	.0
TOBACCO PRODUCTS	50	.0	.0	.0	.0	.0	.0	.0	.0

TABLE 13 VALUES OF INDUSTRY INPUTS AND FINAL EXPENDITURES, 1961 - AGGREGATION L (SEE CHAPTER 4)

INDUSTRY (COLUMNS) COMMODITY (ROWS)	PETROLEUM & NATURAL GAS 9	ASBESTOS MINES 10	AO NON-METAL MINES 11	MEAT PROCESSORS 12	POULTRY PROCESSORS 13	DAIRY FACTORIES 14	PROCESS CHEESE 15	FISH PROD. IND. 16
FOOTWEAR RUBBER 51	.0	.0	.0	.0	.0	.0	.0	.0
TIRES & TUBES 52	.0	.0	.0	.0	.0	.0	.0	.0
RUBBER PROD. NES 53	.0	.0	.0	.0	.0	.0	.0	.0
LEATHER 54	.0	.0	.0	.0	.0	.0	.0	.0
FOOTWEAR LEATHER 55	.0	.0	.0	.0	.0	.0	.0	.0
LEATHER PROD. NES 56	.0	.0	.0	.0	.0	.0	.0	.0
COTTON FIBRE&YARN 57	.0	.0	.0	.0	.0	.0	.0	.0
COTTON FABRICS 58	.0	.0	.0	.1	.0	.0	.1	.0
WOOL YARN&FABRIC 59	.0	.0	.0	.0	.0	.0	.0	.0
SYNTH. FIBRE&YARN 60	.0	.0	.0	.1	.0	.0	.0	.0
SYNTH. FABRICS 61	.0	.0	.0	.0	.0	.0	.0	.0
CARPETING 62	.0	.0	.0	.0	.0	.0	.0	.0
LINOL&COATED FABR 63	.0	.0	.0	.0	.0	.0	.0	.0
CANVAS PRODUCTS 64	.0	.0	.0	.0	.0	.0	.0	.0
TXITLE CONTAINERS 65	.0	1.5	.1	.9	.0	.1	.0	.1
FELTS 66	.0	.0	.0	.0	.0	.0	.0	.0
CORDAGE & TWINE 67	.0	.0	.0	.0	.0	.0	.0	.0
OTHER FABRICS 68	.0	.0	.0	.0	.0	.0	.0	.0
TEXTILE PROD. NES 69	.0	.0	.0	.0	.0	.0	.0	.0
HOSIERY 70	.0	.0	.0	.0	.0	.0	.0	.0
KNITTED FABRICS 71	.0	.0	.0	.1	.0	.0	.0	.0
KNITTED CLOTHING 72	.0	.0	.0	.0	.0	.0	.0	.0
FUR CLOTHING 73	.0	.0	.0	.0	.0	.0	.0	.0
CLOTHING NES 74	.0	.0	.0	.0	.0	.0	.0	.0
PULP CHIPS&WASTE 75	.0	.0	.0	.0	.0	.0	.0	.0
LUMBER, SAWN PROD. 76	.0	.0	.0	.0	.0	.0	.0	.0
VENEER&PLYWOOD 77	.0	.0	.0	.0	.0	.0	.0	.0
MILLWORK (WOOD) 78	.0	.0	.0	.0	.0	.0	.0	.0
WOODEN CONTAINERS 79	.0	.0	.4	.6	1.1	.8	.0	1.3
WOOD PROD. NES 80	.0	.0	.1	.0	.0	.4	.0	.0
HOUSE FURNITURE 81	.0	.0	.0	.0	.0	.0	.0	.0
FURNITURE OTHER 82	.0	.0	.0	.0	.0	.0	.0	.0
PULP 83	.0	.0	.0	.0	.0	.0	.0	.0
PAPER STOCK 84	.0	.0	.0	1.8	.2	.9	.1	.4
AO PULP & PAPER 85	.0	.0	.0	.0	.0	.0	.0	.0
PAPER BLDG. PROD. 86	.0	.0	.0	.0	.0	.0	.0	.0
PAPER CARTONS 87	.0	2.4	3.8	15.1	3.0	17.3	1.7	2.8
CONVERTED PAPER 88	.0	.0	.0	1.7	.3	3.7	.4	.3
PRINTED MATTER 89	.0	.0	.0	.0	.0	.0	.0	.0
PRINT. & PUBLISHING 90	.0	.0	.0	.0	.0	.0	.0	.0
PIG IRON, STEEL 91	.0	.0	.0	.0	.0	.0	.0	.0
BAR&RODS, STEEL 92	.0	.0	.0	.0	.0	.0	.0	.0
PLATE, SHEET, STRIP 93	.0	.0	.0	.0	.0	.0	.0	1.1
STRUCTURAL & RAILS 94	.0	.0	.0	.0	.0	.0	.0	.0
STEEL CASTINGS 95	.0	.0	.0	.0	.0	.0	.0	.0
GRAPHITE, CARBON 96	.0	.0	.0	.0	.0	.0	.0	.0
PIPES & TUBES 97	2.6	.0	.0	.0	.0	.0	.0	.0
IRON CASTINGS 98	.0	.0	.2	.0	.0	.0	.0	.0
MET. PRIMARY FORM 99	.0	.0	.0	.0	.0	.0	.0	.0
ALUMINUM ROLLED 100	.0	.0	.0	.0	.0	.0	.0	.0

TABLE 13 VALUES OF INDUSTRY INPUTS AND FINAL EXPENDITURES, 1961 - AGGREGATION L (SEE CHAPTER 4)

INDUSTRY (COLUMNS)	PETROLEUM & NATURAL GAS	ASBESTOS MINES	AO NON-METAL MINES	MEAT PROCESSORS	POULTRY PROCESSORS	DAIRY FACTORIES	PROCESS CHEESE	FISH PROD. IND.
--------------------	----------------------------	-------------------	-----------------------	--------------------	-----------------------	--------------------	-------------------	--------------------

PIPES & TUBES	97	2.6	.0	.0	.0	.0	.0	.0	.0
IRON CASTINGS	98	.0	.0	.2	.0	.0	.0	.0	.0
MET.PRIMARY FORM	99	.0	.0	.0	.0	.0	.0	.0	.0
ALUMINUM ROLLED	100	.0	.0	.0	.0	.0	.0	.0	.0

TABLE 13 VALUES OF INDUSTRY INPUTS AND FINAL EXPENDITURES, 1961 - AGGREGATION L (SEE CHAPTER 4.)

INDUSTRY (COLUMNS)	PETROLEUM & NATURAL GAS	ASBESTOS MINES	NON-METAL MINES	MEAT PROCESSORS	POULTRY PROCESSORS	DAIRY FACTORIES	PROCESS CHEESE	FISH PROD. IND.
COMMODITY (ROWS)	9	10	11	12	13	14	15	16
COPPER ROLLED 101	.0	.0	.0	.0	.0	.0	.0	.0
NON-FERROUS MET.102	.0	.0	.0	.0	.0	.0	.0	.0
PLATE,TANK,BOIL.103	.0	.0	.0	.0	.0	.0	.0	.0
BASIC STEEL PROD104	.0	.0	.0	.0	.0	.0	.0	.0
ARCH. METAL PROD105	.0	.0	.0	.0	.0	.0	.0	.0
METAL CONTAINERS106	.4	.0	.0	5.6	.5	10.3	.7	5.8
BASIC METAL PROD107	.0	.0	.0	.0	.0	.0	.0	.0
METAL HOUSEWARE 108	.0	.0	.0	.0	.0	.0	.0	.0
WIRE&WIRE PROD. 109	.0	.0	.0	.0	.0	.0	.0	.0
HARDWARE NES 110	.0	.0	.0	.0	.0	.0	.0	.0
TOOLS&CUTTING EQ111	.0	.0	.0	.0	.0	.0	.0	.0
HEATING EQ. 112	.0	.0	.0	.0	.0	.0	.0	.0
FORG.&PLUMB.EQ. 113	.0	.0	.0	.0	.0	.0	.0	.0
MISC.METAL FAB. 114	.0	.0	.0	.0	.0	.0	.0	.0
AGR.IMPLEMENTS 115	.0	.0	.0	.0	.0	.0	.0	.0
INDUSTRIAL MACH.116	12.3	.4	2.5	.0	.0	.0	.0	.0
REFRIG.&AIR CON.117	.0	.0	.0	.0	.0	.0	.0	.0
OFFICE&STORE MCH118	.7	.1	.0	.3	.0	.1	.0	.0
AIRCRAFT & PARTS119	.0	.0	.0	.0	.0	.0	.0	.0
AIRCRAFT REPAIR 120	.0	.0	.0	.0	.0	.0	.0	.0
PASSENGER CARS 121	.0	.0	.0	.0	.0	.0	.0	.0
COM. VEHICLES 122	.0	.0	.0	.0	.0	.0	.0	.0
COM. TRAILERS 123	.0	.0	.0	.0	.0	.0	.0	.0
VEH. BODY,TRAIL.124	.0	.0	.0	.0	.0	.0	.0	.0
MOTOR VEH. PARTS125	.0	.0	.0	.0	.0	.0	.0	.0
RLY.ROLL. STOCK 126	.0	.0	.0	.0	.0	.0	.0	.0
SHIPS & BOATS 127	.0	.0	.0	.0	.0	.0	.0	.0
OTHER VEHICLES 128	.0	.0	.0	.0	.0	.0	.0	.0
SHIP REPAIR 129	.0	.0	.0	.0	.0	.0	.0	.0
SMALL APPLIANCES130	.0	.0	.0	.0	.0	.0	.0	.0
REFRIG.& FREEZER131	.0	.0	.0	.0	.0	.0	.0	.0
STOVES & RANGES 132	.0	.0	.0	.0	.0	.0	.0	.0
OTHER APPLIANCES133	.0	.0	.0	.0	.0	.0	.0	.0
COMMUNICATION EQ134	.0	.0	.0	.0	.0	.0	.0	.0
ELEC.WIRE,CABLE 135	.0	.0	.0	.0	.0	.0	.0	.0
ELEC. IND. EQ. 136	.0	.0	.0	.0	.0	.0	.0	.0
RADIO & T.V.EQ. 137	.0	.0	.0	.0	.0	.0	.0	.0
BATTERIES 138	.0	.0	.0	.0	.0	.0	.0	.0
LIGHT BULBS 139	.0	.0	.0	.0	.0	.0	.0	.0
OTHER ELEC. EQ 140	.0	.0	.0	.0	.0	.0	.0	.0
CEMENT 141	.0	.0	.0	.0	.0	.0	.0	.0
LIME 142	.1	.0	.0	.0	.0	.0	.0	.0
PLASTER & GYPSUM143	.0	.0	.0	.0	.0	.0	.0	.0
CONCRETE PROD. 144	.0	.0	.0	.0	.0	.0	.0	.0
CLAY PRODUCTS 145	.0	.0	.0	.0	.0	.0	.0	.0
REFRACTORIES 146	.0	.0	.0	.0	.0	.0	.0	.0
STONE PRODUCTS 147	.0	.0	.0	.0	.0	.0	.0	.0
GLASS&GLASS PROD148	.0	.0	.0	.2	.0	1.9	1.7	.2
MIN. WOOL&INSUL.149	.0	.0	.0	.0	.0	.0	.0	.0
ASBESTOS PROD. 150	.0	.0	.0	.0	.0	.0	.0	.0

TABLE 13 VALUES OF INDUSTRY INPUTS AND FINAL EXPENDITURES, 1961 - AGGREGATION L (SEE CHAPTER 4)

INDUSTRY (COLUMNS) COMMODITY (ROWS)	PETROLEUM & NATURAL GAS 9	ASBESTOS MINES 10	NON-METAL MINES 11	MEAT PROCESSORS 12	POULTRY PROCESSORS 13	DAIRY FACTORIES 14	PROCESS CHEESE 15	FISH PROD. IND. 16
OTH. MINERAL PROD. 151	.0	.0	.0	.0	.0	.0	.0	.0
GASOLINE 152	2.9	.1	2.4	.5	.2	4.1	.0	.1
FUEL OIL 153	2.6	1.8	2.1	.8	.2	2.7	.0	1.1
LUB. OIL & GREASE 154	1.5	.4	1.3	.1	.1	.4	.0	.1
OTH. PETROL. PROD. 155	.1	.0	.0	.0	.0	.3	.0	.0
EXPLOSIVES & AMMUN. 156	2.0	3.0	2.8	.0	.0	.0	.0	.0
FERTILIZERS 157	.0	.0	.0	.0	.0	.0	.0	.0
PLASTIC, SYN. RESIN 158	.8	.0	.0	3.3	.3	.1	1.0	.2
PHARM & MEDICINES 159	.0	.0	.0	.0	.0	.1	.0	.0
PAINTS & VARNISHES 160	.0	.0	.0	.0	.0	.0	.0	.0
SOAPS & CLEANERS 161	.0	.0	.0	.0	.0	.1	.0	.0
VEG. OILS & REF. GLY. 162	.0	.0	.0	.6	.0	.3	2.1	.4
TOILET & COSMETICS 163	.0	.0	.0	.0	.0	.0	.0	.0
PIGMENT, DYE & INK 164	.0	.0	.0	.0	.0	.0	.0	.0
INORGANIC CHEM. 165	.9	.0	.3	.1	.0	.0	.0	.0
ORGANIC CHEM. 166	.4	.0	.0	.3	.0	.2	.0	.0
IND. CHEM. PROD. 167	.3	.0	.0	.2	.0	.3	.1	.1
HOUSEHOLD CHEM. 168	.0	.0	.0	.0	.0	.0	.0	.0
SCIENCE & LAB. EQ. 169	.0	.0	.0	.0	.0	.0	.0	.0
JEWELLERY 170	.0	.0	.0	.0	.0	.0	.0	.0
PLASTIC FAB. PROD. 171	.0	.0	.0	.2	.0	.6	.1	.0
SPORT GOODS & TOYS 172	.0	.0	.0	.0	.0	.0	.0	.0
FUR DRESSING & DYE 173	.0	.0	.0	.0	.0	.0	.0	.0
SIGNS & DISPLAYS 174	.0	.0	.0	.0	.0	.0	.0	.0
NOTIONS 175	.0	.0	.0	.0	.0	.0	.0	.0
WRITING EQ. 176	.0	.0	.0	.0	.0	.0	.0	.0
END PROD. NES 177	.0	.0	.0	.0	.3	.0	.0	.1
CONSTRUCTION 178	10.8	1.7	.7	2.3	.4	2.4	.2	1.1
WH. & RETAIL TRADE 179	6.4	1.6	3.2	21.8	3.1	5.8	3.5	1.8
TRANSP. & STORAGE 180	11.0	1.5	4.7	27.0	2.7	12.0	1.3	6.8
BROADCASTING 181	.0	.0	.0	.0	.0	.0	.0	.0
TELEPHONE & TELEG. 182	3.0	.2	.5	3.0	.4	1.8	.1	.8
POSTAL SERVICE 183	.4	.0	.0	.4	.0	.3	.0	.1
ELECTRIC POWER 184	10.9	3.2	2.9	2.8	.5	4.0	.1	1.0
OTHER UTILITIES 185	2.0	.1	.3	2.6	.2	1.8	.1	.3
REAL ESTATE RENT 186	144.5	.7	2.1	.6	.1	3.4	.2	.6
FINANCE & INSUR. 187	7.6	1.1	.6	1.7	.4	3.0	.4	1.2
HEALTH & EDUCATION 188	.0	.0	.0	.0	.0	.0	.0	.0
BUSINESS SERVICE 189	23.4	2.2	.4	1.0	.1	.9	1.1	1.0
ACCOMMOD. & MEALS 190	.0	.0	.0	.0	.0	.0	.0	.0
PERSONAL SERVICE 191	4.4	.7	.3	3.7	.2	1.9	.8	.5
RENT EX. R. ESTATE 192	1.7	2.3	1.8	.7	.1	4.8	.1	.4
OFFICE SUPPLIES 193	3.5	.1	.3	1.4	.2	1.3	.1	.3
ADVERTISING 194	1.4	.2	.5	5.4	.2	9.4	1.9	2.3
TRAVEL & ENTERTAIN 195	8.2	.4	.6	5.7	.6	8.4	1.0	1.6
CAFETERIA SUPPL. 196	.6	.5	.0	.2	.1	.2	.0	.1
OPERATING SUPPL. 197	35.7	7.8	16.0	20.5	2.5	20.6	1.2	8.3

TABLE 13 VALUES OF INDUSTRY INPUTS AND FINAL EXPENDITURES, 1961 - AGGREGATION L (SEE CHAPTER 4)

INDUSTRY (COLUMNS)	PETROLEUM & NATURAL GAS	ASBESTOS MINES	NON-METAL MINES	MEAT PROCESSORS	POULTRY PROCESSORS	DAIRY FACTORIES	PROCESS CHEESE	FISH PROD. IND.
--------------------	----------------------------	-------------------	--------------------	--------------------	-----------------------	--------------------	-------------------	--------------------

CATERING SUPPL.196	.6	.5	.0	.2	.1	8.4	1.0	1.6
OPERATING SUPPL.197	35.7	7.8	16.0	20.5	2.5	20.6	.0	.1
							1.2	8.3

TABLE 13 VALUES OF INDUSTRY INPUTS AND FINAL EXPENDITURES, 1961 - AGGREGATION L (SEE CHAPTER 4)

INDUSTRY (COLUMNS)	PETROLEUM & NATURAL GAS 9	ASBESTOS MINES 10	NON-METAL MINES 11	MEAT PROCESSORS 12	POULTRY PROCESSORS 13	DAIRY FACTORIES 14	PROCESS CHEESE 15	FISH PROD. IND. 16
NON-COMP. IMPORTS 198	.0	.0	.0	.2	.0	.0	.0	.0
BAL. PAYMENT ADJ. 199	.0	.0	.0	.0	.0	.0	.0	.0
COMMODITY TAXES 200	2.3	.2	1.4	.5	.2	4.3	.0	.2
SUBSIDIES 201	.0	.0	-.0	.0	.0	.0	-.9	-.2
INDIR. TX & GOV. SER 202	9.4	1.6	3.9	3.6	.2	4.6	.2	1.1
WAGES & SALARIES 203	122.9	35.3	42.1	136.3	14.0	124.9	7.9	36.2
NET-INC. UNINCORP 204	2.1	.0	3.0	1.3	1.0	5.8	.0	.4
SURPLUS 205	337.2	60.9	34.0	29.7	5.0	36.1	8.2	3.0
SUB TOT (198-205) 206	473.9	98.0	84.4	171.7	20.5	175.8	15.5	40.6
TOTAL INPUTS 207	804.5	135.5	137.9	1140.5	141.1	864.9	51.7	187.6

TABLE 13 VALUES OF INDUSTRY INPUTS AND FINAL EXPENDITURES, 1961 - AGGREGATION L (SEE CHAPTER 4)

INDUSTRY (COLUMNS)	FRUIT & VEG. CANNERS	FEED MILLS	FLOUR MILLS	BREAKFAST CEREAL MFG.	BISCUIT MFG.	BAKERIES	CONFECTIONERY	SUGAR REFINERIES
COMMODITY (ROWS)	17	18	19	20	21	22	23	24
LIVE ANIMALS 1	.0	.0	.0	.0	.0	.0	.0	.0
GRAIN 2	.3	85.8	144.2	4.5	.0	.0	.1	.0
FRUITS,NUTS & VEG.3	54.6	.0	.0	.0	.2	.4	1.0	13.2
MILK UNPROCESSED 4	.0	.0	.0	.0	.0	.0	.0	.0
EGGS IN THE SHELL 5	.2	.0	.0	.0	.0	1.2	.0	.0
TOBACCO 6	.0	.0	.0	.0	.0	.0	.0	.0
OIL SEEDS 7	.5	.4	.0	.0	.1	.1	3.9	.0
AGR. PROD. NES 8	.0	1.1	.0	.0	.0	.3	.0	.0
FOREST PRODUCTS 9	.0	.0	.0	.0	.0	.0	.0	.0
FISH LANDINGS 10	.0	.6	.0	.0	.0	.0	.0	.0
FUR SKIN EX.RANCH11	.0	.0	.0	.0	.0	.0	.0	.0
IRON ORE 12	.0	.0	.0	.0	.0	.0	.0	.0
METAL ORES NES 13	.0	.0	.0	.0	.0	.0	.0	.0
RADIOACTIVE ORES 14	.0	.0	.0	.0	.0	.0	.0	.0
GOLD ORES 15	.0	.0	.0	.0	.0	.0	.0	.0
COAL 16	1.1	.1	.1	.1	.1	.1	.2	.4
CRUDE MINERAL OIL17	.0	.0	.0	.0	.0	.0	.0	.0
NATURAL GAS 18	.0	.0	.0	.0	.1	.2	.0	.1
PROD.REL.TO MINES19	.0	.0	.0	.0	.0	.0	.0	.0
ASBESTOS, FIBRES 20	.0	.0	.0	.0	.0	.0	.0	.0
CLAY & GYPSUM 21	.0	.0	.0	.0	.0	.0	.0	.0
SALT 22	.3	.5	.0	.0	.0	.3	.0	.0
CRUDE MINERAL NES23	.0	.5	.0	.0	.0	.0	.0	.3
MEAT 24	6.6	2.5	.0	.0	.0	1.0	.0	.0
HIDES & SKINS 25	.0	.0	.0	.0	.0	.0	.0	.0
ANIMAL FATS&OILS 26	.2	2.5	.3	.1	4.8	12.2	.2	.0
MEAT BY-PROD.NES 27	.7	9.8	.2	.0	.1	.2	.0	.0
POULTRY 28	5.9	.0	.0	.0	.0	.6	.0	.0
MILK PROCESSED 29	.7	.0	.0	.0	.0	.6	.2	.0
BUTTER 30	.3	.0	.0	.0	.3	.9	.4	.0
CHEESE EX.PROCESS31	.2	.0	.0	.0	.1	.2	.0	.0
DAIRY PROD. NES 32	.1	1.3	.0	.0	.4	2.7	3.2	.0
PROCESS CHEESE 33	.3	.0	.0	.0	.1	.3	.0	.0
FISH PRODUCTS 34	.0	4.5	.1	.0	.0	.2	.0	.0
FRUIT&VEG.CANNED 35	20.4	.4	.0	.1	.8	10.6	.8	.0
FEEDS & CONC. 36	.0	22.9	.9	.4	.0	.0	.0	.0
FLOUR MILL PROD. 37	.3	12.6	.4	.8	6.7	53.5	.6	.2
CEREAL PROD. 38	.0	.0	.0	.2	.0	.0	.0	.0
BISCUITS, 39	.0	.0	.0	.0	.1	.0	.2	.0
BAKERY PRODUCTS 40	.0	.0	.0	.0	.2	.0	.0	.0
CONFECTIONERY 41	.1	.0	.1	.0	2.6	2.3	14.0	.0
SUGAR&MOLASSES 42	11.0	3.5	.5	1.0	4.4	9.6	9.1	.0
VEG.OIL & FATS 43	.0	27.7	.7	.0	.0	.1	.3	.0
TEA & COFFEE 44	.0	.0	.0	.0	.0	.0	.0	.0
MISC.FOOD PROD. 45	4.1	7.5	.7	.5	2.8	18.6	4.7	.0
SOFT DRINKS&CONC.46	.1	.0	.0	.0	.0	.0	.0	.0
DISTILLERY PROD. 47	.0	1.8	.3	.0	.0	.0	.0	.0
BREWERY & WINERY 48	.0	.0	.0	.0	.0	.0	.0	.0
TOBACCO PROCESSED49	.0	.0	.0	.0	.0	.0	.0	.0
TOBACCO PRODUCTS 50	.0	.0	.0	.0	.0	.0	.0	.0

TABLE 13 VALUES OF INDUSTRY INPUTS AND FINAL EXPENDITURES, 1961 - AGGREGATION L (SEE CHAPTER 4)

INDUSTRY (COLUMNS)	FRUIT & VEG. CANNERS	FEED MILLS	FLOUR MILLS	BREAKFAST CEREAL MFG.	BISCUIT MFG.	BAKERIES	CONFECTIONERY	SUGAR REFINERIES
--------------------	-------------------------	---------------	----------------	--------------------------	-----------------	----------	---------------	---------------------

DISTILLERY PROD. 47	.0	.0	.0	.0	.0	.0	.0	.0
BREWERY & WINERY 48	.0	1.0	.3	.0	.0	.0	.0	.0
TOBACCO PROCESSED 49	.0	.0	.0	.0	.0	.0	.0	.0
TOBACCO PRODUCTS 50	.0	.0	.0	.0	.0	.0	.0	.0
	.0	.0	.0	.0	.0	.0	.0	.0

TABLE 13 VALUES OF INDUSTRY INPUTS AND FINAL EXPENDITURES, 1961 - AGGREGATION L (SEE CHAPTER 4)

INDUSTRY (COLUMNS)	FRUIT & VEG. CANNERS	FEED MILLS	FLOUR MILLS	BREAKFAST CEREAL MFG.	BISCUIT MFG.	BAKERIES	CONFECTIONERY	SUGAR REFINERIES
COMMODITY (ROWS)	17	18	19	20	21	22	23	24
FOOTWEAR RUBBER 51	.0	.0	.0	.0	.0	.0	.0	.0
TIRES & TUBES 52	.0	.0	.0	.0	.0	.0	.0	.0
RUBBER PROD. NES 53	.0	.0	.0	.0	.0	.0	.0	.0
LEATHER 54	.0	.0	.0	.0	.0	.0	.0	.0
FOOTWEAR LEATHER 55	.0	.0	.0	.0	.0	.0	.0	.0
LEATHER PROD. NES 56	.0	.0	.0	.0	.0	.0	.0	.0
COTTON FIBRE & YARN 57	.0	.0	.0	.0	.0	.0	.0	.0
COTTON FABRICS 58	.0	.0	.2	.0	.0	.0	.0	.0
WOOL YARN & FABRIC 59	.0	.0	.0	.0	.0	.0	.0	.0
SYNTH. FIBRE & YARN 60	.0	.0	.0	.0	.0	.0	.0	.0
SYNTH. FABRICS 61	.0	.0	.0	.0	.0	.0	.0	.0
CARPETING 62	.0	.0	.0	.0	.0	.0	.0	.0
LINOL & COATED FABR 63	.0	.0	.0	.0	.0	.0	.0	.0
CANVAS PRODUCTS 64	.0	.0	.0	.0	.0	.0	.0	.0
TEXTILE CONTAINERS 65	.0	4.1	6.3	.1	.0	.0	.0	1.0
FELTS 66	.0	.0	.0	.0	.0	.0	.0	.0
CORDAGE & TWINE 67	.0	.0	.0	.0	.0	.0	.0	.0
OTHER FABRICS 68	.0	.0	.0	.0	.0	.0	.0	.0
TEXTILE PROD. NES 69	.0	.0	.0	.0	.0	.0	.0	.0
HOSIERY 70	.0	.0	.0	.0	.0	.0	.0	.0
KNITTED FABRICS 71	.0	.0	.0	.0	.0	.0	.0	.0
KNITTED CLOTHING 72	.0	.0	.0	.0	.0	.0	.0	.0
FUR CLOTHING 73	.0	.0	.0	.0	.0	.0	.0	.0
CLOTHING NES 74	.0	.0	.0	.0	.0	.0	.0	.0
PULP CHIPS & WASTE 75	.0	.0	.1	.0	.0	.0	.0	.0
LUMBER, SAWN PROD. 76	.0	.0	.0	.0	.0	.0	.0	.0
VENEER & PLYWOOD 77	.0	.0	.0	.0	.0	.0	.0	.0
MILLWORK (WOOD) 78	.0	.0	.0	.0	.0	.0	.0	.0
WOODEN CONTAINERS 79	.0	.0	.0	.0	.0	.0	.0	.0
WOOD PROD. NES 80	.0	.0	.0	.0	.0	.0	.0	.0
HOUSE FURNITURE 81	.0	.0	.0	.0	.0	.0	.0	.0
FURNITURE OTHER 82	.0	.0	.0	.0	.0	.0	.0	.0
PULP 83	.0	.0	.0	.0	.0	.0	.0	.0
PAPER STOCK 84	.2	.0	.2	1.0	1.0	.6	1.7	.1
AD PULP & PAPER 85	.0	.0	.0	.0	.0	.0	.0	.0
PAPER BLDG. PROD. 86	.0	.0	.0	.0	.0	.0	.0	.0
PAPER CARTONS 87	11.9	2.5	6.2	3.7	7.7	11.6	8.5	4.1
CONVERTED PAPER 88	3.8	.4	.2	.1	2.0	9.8	2.6	.1
PRINTED MATTER 89	.0	.0	.0	.0	.0	.0	.1	.0
PRINT. & PUBLISHING 90	.0	.0	.0	.0	.0	.0	.0	.0
PIG IRON, STEEL 91	.0	.0	.0	.0	.0	.0	.0	.0
BAR & RODS, STEEL 92	.0	.0	.0	.0	.0	.0	.0	.0
PLATE, SHEET, STRIP 93	.0	.6	.0	.0	.0	.0	.0	.0
STRUCTURAL & RAILS 94	.0	.0	.0	.0	.0	.0	.0	.0
STEEL CASTINGS 95	.0	.0	.0	.0	.0	.0	.0	.0
GRAPHITE, CARBON 96	.0	.0	.0	.0	.0	.0	.0	.0
PIPES & TUBES 97	.0	.0	.0	.0	.0	.0	.0	.0
IRON CASTINGS 98	.0	.0	.0	.0	.0	.0	.0	.0
MET. PRIMARY FORM 99	.0	.0	.0	.0	.0	.0	.0	.0
ALUMINUM ROLLED 100	.0	.0	.0	.0	.0	.0	.0	.0

TABLE 13 VALUES OF INDUSTRY INPUTS AND FINAL EXPENDITURES, 1961 - AGGREGATION I (SEE CHAPTER 4)

INDUSTRY (COLUMNS)	FRUIT & VEG. CANNERS 17	FEED MILLS 18	FLOUR MILLS 19	BREAKFAST CEREAL MFG. 20	BISCUIT MFG. 21	BAKERIES 22	CONFECTIONERY 23	SUGAR REFINERIES 24
COPPER ROLLED 101	.0	.0	.0	.0	.0	.0	.0	.0
NON-FERROUS MET.102	.0	.0	.0	.0	.0	.0	.0	.0
PLATE, TANK, BOIL.103	.0	.0	.0	.0	.0	.0	.0	.0
BASIC STEEL PRCD104	.0	.0	.0	.0	.0	.0	.0	.0
ARCH. METAL PRCD105	.0	.0	.0	.0	.0	.0	.0	.0
METAL CONTAINERS106	47.7	3.3	.5	.0	.2	.0	.8	.2
BASIC METAL PRCD107	.0	.0	.0	.0	.0	.0	.0	.0
METAL HOUSEWARE 108	.0	.0	.0	.0	.0	.0	.0	.0
WIRE&WIRE PROD. 109	.0	.0	.0	.0	.0	.0	.0	.0
HARDWARE NES 110	.0	.0	.0	.0	.0	.0	.0	.0
TOOLS&CUTTING EQ111	.0	.0	.0	.0	.0	.0	.0	.0
HEATING EQ. 112	.0	.0	.0	.0	.0	.0	.0	.0
FORG.&PLUMB.EQ. 113	.0	.0	.0	.0	.0	.0	.0	.0
MISC.METAL FAB. 114	.0	.0	.0	.0	.0	.0	.0	.0
AGR.IMPLEMENTS 115	.0	.0	.0	.0	.0	.0	.0	.0
INDUSTRIAL MACH.116	.0	.0	.0	.0	.0	.0	.0	.0
REFRIG.&AIR CON.117	.0	.0	.0	.0	.0	.0	.0	.0
OFFICE&STORE MCH118	.2	.1	.1	.1	.1	.1	.2	.0
AIRCRAFT & PARTS119	.0	.0	.0	.0	.0	.0	.0	.0
AIRCRAFT REPAIR 120	.0	.0	.0	.0	.0	.0	.0	.0
PASSENGER CARS 121	.0	.0	.0	.0	.0	.0	.0	.0
COM. VEHICLES 122	.0	.0	.0	.0	.0	.0	.0	.0
COM. TRAILERS 123	.0	.0	.0	.0	.0	.0	.0	.0
VEH. BODY, TRAIL.124	.0	.0	.0	.0	.0	.0	.0	.0
MOTOR VEH. PARTS125	.0	.0	.0	.0	.0	.0	.0	.0
RLY.ROLL. STOCK 126	.0	.0	.0	.0	.0	.0	.0	.0
SHIPS & BOATS 127	.0	.0	.0	.0	.0	.0	.0	.0
OTHER VEHICLES 128	.0	.0	.0	.0	.0	.0	.0	.0
SHIP REPAIR 129	.0	.0	.0	.0	.0	.0	.0	.0
SMALL APPLIANCES130	.0	.0	.0	.0	.0	.0	.0	.0
REFRIG.& FREEZER131	.0	.0	.0	.0	.0	.0	.0	.0
STOVES & RANGES 132	.0	.0	.0	.0	.0	.0	.0	.0
OTHER APPLIANCES133	.0	.0	.0	.0	.0	.0	.0	.0
COMMUNICATION EQ134	.0	.0	.0	.0	.0	.0	.0	.0
ELEC.WIRE,CABLE 135	.0	.0	.0	.0	.0	.0	.0	.0
ELEC. IND. EQ. 136	.0	.0	.0	.0	.0	.0	.0	.0
RADIO & T.V.EQ. 137	.0	.0	.0	.0	.0	.0	.0	.0
BATTERIES 138	.0	.0	.0	.0	.0	.0	.0	.0
LIGHT BULBS 139	.0	.0	.0	.0	.0	.0	.0	.0
OTHER ELEC. EQ 140	.0	.0	.0	.0	.0	.0	.0	.0
CEMENT 141	.0	.0	.0	.0	.0	.0	.0	.0
LIME 142	.0	.0	.0	.0	.0	.0	.0	.0
PLASTER & GYPSUM143	.0	.0	.0	.0	.0	.0	.0	.0
CONCRETE PRD. 144	.0	.0	.0	.0	.0	.0	.0	.0
CLAY PRODUCTS 145	.0	.0	.0	.0	.0	.0	.0	.0
REFRACTORIES 146	.0	.0	.0	.0	.0	.0	.0	.0
STONE PRODUCTS 147	.0	.0	.0	.0	.0	.0	.0	.0
GLASS&GLASS PRD148	9.2	.0	.0	.0	.0	.0	.1	.0
MIN. WOOL&INSUL.149	.0	.0	.0	.0	.0	.0	.0	.0
ASBESTOS PROD. 150	.0	.0	.0	.0	.0	.0	.0	.0

TABLE 13 VALUES OF INDUSTRY INPUTS AND FINAL EXPENDITURES, 1961 - AGGREGATION I (SEE CHAPTER 4)

INDUSTRY (COLUMNS) FRUIT & VEG. CANNERS 17 FEED MILLS 18 FLOUR MILLS 19 BREAKFAST CEREAL MFG. 20 BISCUIT MFG. 21 BAKERIES 22 CONFECTIONERY 23 SUGAR REFINERIES 24

STONE PRODUCTS 147	.0	.0	.0	.0	.0	.0	.0	.0	.0
GLASS&GLASS PROD148	9.2	.0	.0	.0	.0	.0	.0	.0	.0
MIN. WOOL&INSUL.149	.0	.0	.0	.0	.0	.0	.0	.1	.0
ASBESTOS PROD. 150	.0	.0	.0	.0	.0	.0	.0	.0	.0

TABLE 13 VALUES OF INDUSTRY INPUTS AND FINAL EXPENDITURES, 1961 - AGGREGATION L (SEE CHAPTER 4)

INDUSTRY (COLUMNS) COMMODITY (ROWS)	FRUIT & VEG. CANNERS 17	FEED MILLS 18	FLOUR MILLS 19	BREAKFAST CEREAL MFG. 20	BISCUIT MFG. 21	BAKERIES 22	CONFECTIONERY 23	SUGAR REFINERIES 24
OTH. MINERAL PROD151	.0	.0	.0	.0	.0	.0	.0	.0
GASOLINE 152	.4	.5	.1	.1	.3	3.4	.1	.0
FUEL OIL 153	.6	.4	.1	.0	.1	1.2	.2	.7
LUB. OIL&GREASE 154	.1	.1	.0	.0	.1	.6	.0	.0
OTH. PETROL. PROD. 155	.0	.0	.0	.0	.0	.0	.0	.0
EXPLOSIVES&AMMUN156	.0	.0	.0	.0	.0	.0	.0	.0
FERTILIZERS 157	.0	.0	.0	.0	.0	.0	.0	.0
PLASTIC, SYN. RESN158	.2	.0	.0	.0	1.8	7.9	1.2	.0
PHARM&MEDICINES 159	.2	5.4	.8	.0	.0	.0	.0	.0
PAINTS&VARNISHES160	.0	.0	.0	.0	.0	.0	.0	.0
SOAPS & CLEANERS161	.0	.0	.0	.0	.0	.0	.0	.0
VEG. OILS&REF. GLY162	1.1	.0	.0	.1	1.6	1.0	.8	.0
TOILET&COSMETICS163	.0	.0	.0	.0	.0	.0	.0	.0
PIGMENT, DYE & INK164	.0	.0	.0	.0	.0	.0	.0	.0
INORGANIC CHEM. 165	.1	.0	.0	.0	.0	.1	.0	.1
ORGANIC CHEM. 166	1.7	.0	.0	.0	.0	.2	.1	.3
IND. CHEM. PROD. 167	.5	.8	.0	.0	.2	.1	1.3	.1
HOUSEHOLD CHEM. 168	.0	.0	.0	.0	.0	.0	.0	.0
SCIENCE&LAB. EQ. 169	.0	.0	.0	.0	.0	.0	.0	.0
JEWELLERY 170	.0	.0	.0	.0	.0	.0	.0	.0
PLASTIC FAB. PROD171	.2	.0	.0	.1	.0	.0	.1	.0
SPORT GOODS&TOYS172	.0	.0	.0	.0	.0	.0	.1	.0
FUR DRESSING&DYE173	.0	.0	.0	.0	.0	.0	.0	.0
SIGNS&DISPLAYS 174	.0	.0	.0	.0	.0	.0	.0	.0
NOTIONS 175	.0	.0	.0	.0	.0	.0	.0	.0
WRITING EQ. 176	.0	.0	.0	.0	.0	.0	.0	.0
END PROD. NES 177	.0	.0	.0	.1	.0	.0	.1	.0
CONSTRUCTION 178	1.0	.6	.4	.1	.2	1.1	.5	.4
WH. & RETAIL TRADE179	10.0	8.4	2.6	.9	2.6	10.9	3.7	3.0
TRANSP. & STORAGE180	9.6	32.6	24.6	1.4	2.4	10.8	3.6	4.2
BROADCASTING 181	.0	.0	.0	.0	.0	.0	.0	.0
TELEPHONE&TELEG.182	1.0	.8	.7	.1	.2	1.1	.4	.2
POSTAL SERVICE 183	.2	.1	.1	.0	.1	.1	.2	.0
ELECTRIC POWER 184	1.1	2.1	1.2	.2	.3	2.0	.7	.2
OTHER UTILITIES 185	.9	.4	.1	.1	.3	1.0	.2	.5
REAL ESTATE RENT186	2.6	.8	.7	.1	.8	6.1	1.0	.1
FINANCE&INSUR. 187	1.2	1.2	.5	.0	.7	1.1	1.3	.6
HEALTH&EDUCATION188	.0	.0	.0	.0	.0	.0	.0	.0
BUSINESS SERVICE189	1.1	.2	.2	.3	.2	5.1	1.1	.1
ACCOMMOD. & MEALS 190	.0	.0	.0	.0	.0	.0	.0	.0
PERSONAL SERVICE191	1.6	.9	.4	.3	.2	1.2	.5	.2
RENT EX. R. ESTATE192	1.5	.1	.0	.0	.1	1.4	.3	.1
OFFICE SUPPLIES 193	.7	.7	.4	.1	.2	.8	.4	.1
ADVERTISING 194	10.8	3.5	3.3	4.2	1.6	4.4	5.1	.1
TRAVEL&ENTERTAIN195	6.5	1.6	1.4	2.4	2.5	7.2	3.0	.3
CAFETERIA SUPPL.196	.1	.0	.0	.0	.0	.1	.0	.0
OPERATING SUPPL.197	7.4	4.9	1.8	1.6	1.5	10.7	4.9	2.6

TABLE 13 VALUES OF INDUSTRY INPUTS AND FINAL EXPENDITURES, 1961 - AGGREGATION L (SEE CHAPTER 4)

INDUSTRY (COLUMNS) COMMODITY (ROWS)	FRUIT & VEG. CANNERS 17	FEED MILLS 18	FLOUR MILLS 19	BREAKFAST CEREAL MFG. 20	BISCUIT MFG. 21	BAKERIES 22	CONFECTIONERY 23	SUGAR REFINERIES 24
NON-COMP. IMPORTS 198	.2	.0	.0	.0	.0	.0	8.2	59.2
BAL. PAYMENT ADJ. 199	.0	.0	.0	.0	.0	.0	.0	.0
COMMODITY TAXES 200	.4	.5	.1	.1	.3	3.6	.1	.0
SUBSIDIES 201	.0	-6.5	.0	.0	.0	.0	.0	.0
INDIR. TX & GOV. SER 202	2.1	1.2	1.1	.2	1.0	2.6	1.1	.9
WAGES & SALARIES 203	59.4	32.2	19.7	8.1	24.6	111.5	39.0	14.5
NET-INC. UNINCORP 204	.5	3.5	.2	.0	.1	12.7	.5	.0
SURPLUS 205	29.3	8.1	.3	6.6	9.7	24.6	9.8	23.2
SUB TOT (198-205) 206	91.9	38.9	21.4	15.0	35.8	154.9	58.8	97.9
TOTAL INPUTS 207	335.4	302.5	223.1	39.9	88.7	372.9	142.6	132.0

TABLE 13 VALUES OF INDUSTRY INPUTS AND FINAL EXPENDITURES, 1961 - AGGREGATION L (SEE CHAPTER 4)

INDUSTRY (COLUMNS)	VEG. OIL MILLS 25	MEATS, FISH IND. 26	SOFT DRINK MFG. 27	BEVERAGES 28	BREWERY & WINERY 29	LEATHER 30	TOBACCO PROD. MFG. 31	SHOES & FOOTWEAR 32
--------------------	-------------------------	---------------------------	--------------------------	-----------------	------------------------	---------------	-----------------------------	---------------------------

TABLE 13 VALUES OF INDUSTRY INPUTS AND FINAL EXPENDITURES, 1961 - AGGREGATION L (SEE CHAPTER 4)

INDUSTRY(COLUMNS)	VEG. OIL MILLS	MISC. FOOD IND.	SOFT DRINK MFG.	DISTILLERIES	BREWERY & WINERY	LEAF TOBACCO PRDC.	TOBACCO PRDC. MFG.	RUBBER FOOTWEAR
COMMODITY(ROWS)	25	26	27	28	29	30	31	32
LIVE ANIMALS 1	.0	.0	.0	.0	.0	.0	.0	.0
GRAIN 2	.0	33.5	.0	9.1	3.8	.0	.0	.0
FRUITS,NUTS & VEG.3	.0	5.3	.0	.0	2.8	.0	.0	.0
MILK UNPROCESSED 4	.0	.0	.0	.0	.0	.0	.0	.0
EGGS IN THE SHELL 5	.0	1.5	.0	.0	.0	.0	.0	.0
TOBACCO 6	.0	.0	.0	.0	.0	85.2	18.1	.0
OIL SEEDS 7	51.4	3.3	.0	.0	.0	.0	.0	.0
AGR. PROD. NES 8	.0	.1	.0	.0	2.2	.0	.2	.0
FOREST PRODUCTS 9	.0	.0	.0	.0	.0	.0	.0	.0
FISH LANDINGS 10	.0	.0	.0	.0	.0	.0	.0	.0
FUR SKIN EX.RANCH11	.0	.0	.0	.0	.0	.0	.0	.0
IRON ORE 12	.0	.0	.0	.0	.0	.0	.0	.0
METAL ORES NES 13	.0	.0	.0	.0	.0	.0	.0	.0
RADIOACTIVE ORES 14	.0	.0	.0	.0	.0	.0	.0	.0
GLD ORES 15	.0	.0	.0	.0	.0	.0	.0	.0
COAL 16	.1	.5	.1	.6	.4	.1	.0	.1
CRUDE MINERAL OIL17	.0	.0	.0	.0	.0	.0	.0	.0
NATURAL GAS 18	.0	.2	.0	.0	.0	.0	.0	.0
PROD.REL.TO MINES19	.0	.0	.0	.0	.0	.0	.0	.0
ASBESTOS, FIBRES 20	.0	.0	.0	.0	.0	.0	.0	.0
CLAY & GYPSUM 21	.0	.0	.0	.0	.0	.0	.0	.0
SALT 22	.0	.2	.0	.0	.0	.0	.0	.0
CRUDE MINERAL NES23	.0	.0	.0	.0	.0	.0	.0	.0
MEAT 24	.0	.1	.0	.0	.0	.0	.0	.0
HIDES & SKINS 25	.0	.0	.0	.0	.0	.0	.0	.0
ANIMAL FATS&OILS 26	.0	6.8	.0	.0	.0	.0	.0	.0
MEAT BY-PROD.NES 27	.1	1.2	.2	.6	.2	1.0	.7	.0
POULTRY 28	.0	.7	.0	.0	.0	.0	.0	.0
MILK PROCESSED 29	.0	1.8	.0	.0	.0	.0	.0	.0
BUTTER 30	.0	.1	.0	.0	.0	.0	.0	.0
CHEESE EX.PROCESS31	.0	.1	.0	.0	.0	.0	.0	.0
DAIRY PROD. NES 32	.0	1.4	.0	.0	.0	.0	.0	.0
PROCESS CHEESE 33	.0	.1	.0	.0	.0	.0	.0	.0
FISH PRODUCTS 34	.0	.6	.0	.0	.0	.0	.0	.0
FRUIT&VEG.CANNED 35	.0	3.4	.0	.2	.2	.0	.0	.0
FEEDS & CONC. 36	.0	.1	.0	.0	.0	.0	.0	.0
FLOUR MILL PROD. 37	.0	9.9	.0	.0	2.7	.0	.0	.0
CEREAL PROD. 38	.0	.0	.0	.0	.0	.0	.0	.0
BISCUITS, 39	.0	.0	.0	.0	.0	.0	.0	.0
BAKERY PRODUCTS 40	.0	.0	.0	.0	.0	.0	.0	.0
CONFECTIONERY 41	.0	1.5	.0	.0	.0	.0	.0	.0
SUGAR&MLASSES 42	.0	7.9	14.1	.8	.2	.0	.5	.0
VEG.OIL & FATS 43	.2	6.3	.0	.0	.0	.0	.0	.0
TEA & COFFEE 44	.0	27.8	.0	.0	.0	.0	.0	.0
MISC.FOOD PROD. 45	.0	15.2	.9	2.5	22.5	.0	.0	.0
SOFT DRINKS&CONC.46	.0	.0	18.7	.0	.0	.0	.0	.0
DISTILLERY PROD. 47	.0	.4	.1	15.9	.3	.0	.0	.0
BREWERY & WINERY 48	.0	.3	.0	.0	1.8	.0	.0	.0
TOBACCO PROCESSED49	.0	.0	.0	.0	.0	.0	75.5	.0
TOBACCO PRODUCTS 50	.0	.0	.0	.0	.0	.0	.4	.0

TABLE 13 VALUES OF INDUSTRY INPUTS AND FINAL EXPENDITURES, 1961 - AGGREGATION L (SEE CHAPTER 4)

INDUSTRY (COLUMNS)	VEG. OIL MILLS	MISC. FOOD IND.	SOFT DRINK MFG.	DISTILLERIES	BREWERY & WINERY	LEAF TOBACCO PROC.	TOBACCO PROD. MFG.	RUBBER FOOTWEAR
COMMODITY (ROWS)	25	26	27	28	29	30	31	32
FOOTWEAR RUBBER 51	.0	.0	.0	.0	.0	.0	.0	.0
TIRES & TUBES 52	.0	.0	.0	.0	.0	.0	.0	.0
RUBBER PROD. NES 53	.0	.0	.0	.0	.0	.0	.0	.8
LEATHER 54	.0	.0	.0	.0	.0	.0	.0	.6
FOOTWEAR LEATHER 55	.0	.0	.0	.0	.0	.0	.0	.0
LEATHER PROD. NES 56	.0	.0	.0	.0	.0	.0	.0	2.2
COTTON FIBRE & YARN 57	.0	.0	.0	.0	.0	.0	.0	.0
COTTON FABRICS 58	.0	.2	.0	.0	.0	.0	.0	.9
WOOL YARN & FABRIC 59	.0	.0	.0	.0	.0	.0	.0	1.1
SYNTH. FIBRE & YARN 60	.0	.0	.0	.0	.0	.0	.0	.0
SYNTH. FABRICS 61	.0	.0	.0	.0	.0	.0	.0	.6
CARPETING 62	.0	.0	.0	.0	.0	.0	.0	.0
LINOL & COATED FABR 63	.0	.0	.0	.0	.0	.0	.0	.0
CANVAS PRODUCTS 64	.0	.0	.0	.0	.0	.0	.0	.0
TEXTILE CONTAINERS 65	.7	.5	.0	.0	.0	.0	.0	.0
FELTS 66	.0	.0	.0	.0	.0	.0	.0	.0
CORDAGE & TWINE 67	.0	.0	.0	.0	.0	.0	.0	.0
OTHER FABRICS 68	.0	.0	.0	.0	.0	.0	.0	.5
TEXTILE PROD. NES 69	.0	.0	.0	.0	.0	.0	.0	.1
HOSIERY 70	.0	.0	.0	.0	.0	.0	.0	.0
KNITTED FABRICS 71	.0	.0	.0	.0	.0	.0	.0	.0
KNITTED CLOTHING 72	.0	.0	.0	.0	.0	.0	.0	.0
FUR CLOTHING 73	.0	.0	.0	.0	.0	.0	.0	.2
CLOTHING NES 74	.0	.0	.0	.0	.0	.0	.0	.0
PULP CHIPS & WASTE 75	.0	.0	.0	.0	.0	.0	.1	.0
LUMBER, SAWN PROD. 76	.0	.0	.0	.0	.0	.0	.0	.0
VENEER & PLYWOOD 77	.0	.0	.0	.0	.0	.0	.0	.0
MILLWORK (WOOD) 78	.0	.0	.0	.0	.0	.0	.0	.0
WOODEN CONTAINERS 79	.0	.0	.0	.2	.2	.9	.0	.0
WOOD PROD. NES 80	.0	.2	.0	1.5	.7	.0	.0	.0
HOUSE FURNITURE 81	.0	.0	.0	.0	.0	.0	.0	.0
FURNITURE OTHER 82	.0	.0	.0	.0	.0	.0	.0	.0
PULP 83	.0	.0	.0	.0	.0	.0	.0	.0
PAPER STOCK 84	.0	3.5	.0	.3	.1	.0	2.9	.2
AD PULP & PAPER 85	.0	.1	.0	.0	.0	.0	.0	.0
PAPER BLDG. PROD. 86	.0	.0	.0	.0	.0	.0	.0	.0
PAPER CARTONS 87	.0	20.3	1.5	3.2	14.2	.0	12.8	.9
CONVERTED PAPER 88	.0	1.6	.0	.0	.0	.0	10.5	.0
PRINTED MATTER 89	.0	.0	.9	1.7	3.5	.0	.9	.0
PRINT. & PUBLISHING 90	.0	.0	.0	.0	.0	.0	.0	.0
PIG IRON, STEEL 91	.0	.0	.0	.0	.0	.0	.0	.0
BAR & RODS, STEEL 92	.0	.0	.0	.0	.0	.0	.0	.0
PLATE, SHEET, STRIP 93	.0	.2	.0	.0	.0	.0	.0	.0
STRUCTURAL & RAILS 94	.0	.0	.0	.0	.0	.0	.0	.0
STEEL CASTINGS 95	.0	.0	.0	.0	.0	.0	.0	.0
GRAPHITE, CARBON 96	.0	.0	.0	.0	.0	.0	.0	.0
PIPES & TUBES 97	.0	.0	.0	.0	.0	.0	.0	.0
IRON CASTINGS 98	.0	.0	.0	.0	.0	.0	.0	.0
MET. PRIMARY FORM 99	.0	.0	.0	.0	.0	.0	.0	.1
ALUMINUM ROLLED 100	.0	.1	.0	.0	.0	.0	.0	.0

TABLE 13 VALUES OF INDUSTRY INPUTS AND FINAL EXPENDITURES, 1961 - AGGREGATION L (SEE CHAPTER 4)

INDUSTRY (COLUMNS)	VEG. OIL MILLS	MISC. FOOD IND.	SOFT DRINK MFG.	DISTILLERIES	BREWERY & WINERY	LEAF TOBACCO PROC.	TOBACCO PROD. MFG.	RUBBER FOOTWEAR
	25	26	27	28	29	30	31	32

GRAPHITE, CARBON 96	.0	.0	.0	.0	.0	.0	.0	.0	.0
PIPES & TUBES 97	.0	.0	.0	.0	.0	.0	.0	.0	.0
IRON CASTINGS 98	.0	.0	.0	.0	.0	.0	.0	.0	.0
MET.PRIMARY FORM 99	.0	.0	.0	.0	.0	.0	.0	.0	.0
ALUMINUM ROLLED 100	.0	.1	.0	.0	.0	.0	.0	.0	.1
									.0

TABLE 13 VALUES OF INDUSTRY INPUTS AND FINAL EXPENDITURES, 1961 - AGGREGATION L (SEE CHAPTER 4)

INDUSTRY(COLUMNS)	VEG. OIL MILLS	MISC. FOOD IND.	SOFT DRINK MFG.	DISTILLERIES	BREWERY & WINERY	LEAF TOBACCO PROC.	TOBACCO PROD. MFG.	RUBBER FOOTWEAR
COMMODITY(ROWS)	25	26	27	28	29	30	31	32
COPPER ROLLED 101	.0	.0	.0	.0	.0	.0	.0	.0
NON-FERROUS MET.102	.0	.0	.0	.0	.0	.0	.0	.0
PLATE,TANK,BOIL.103	.0	.0	.0	.0	.0	.0	.0	.0
BASIC STEEL PROD104	.0	.0	.0	.0	.0	.0	.0	.0
ARCH. METAL PROD105	.0	.0	.0	.0	.0	.0	.0	.0
METAL CONTAINERS106	.1	7.0	6.4	3.2	7.7	.0	1.1	.0
BASIC METAL PROD107	.0	.0	.0	.0	.0	.0	.0	.0
METAL HOUSEWARE 108	.0	.0	.0	.0	.0	.0	.0	.0
WIRE&WIRE PROD. 109	.0	.0	.0	.0	.0	.0	.0	.0
HARDWARE NES 110	.0	.0	.0	.0	.0	.0	.0	.0
TOOLS&CUTTING EQ111	.0	.0	.0	.0	.0	.0	.0	.0
HEATING EQ. 112	.0	.0	.0	.0	.0	.0	.0	.0
FORG.&PLUMB.EQ. 113	.0	.0	.0	.0	.0	.0	.0	.0
MISC.METAL FAB. 114	.0	.0	.0	.0	.0	.0	.0	.0
AGR.IMPLEMENTS 115	.0	.0	.0	.0	.0	.0	.0	.0
INDUSTRIAL MACH.116	.0	.0	.0	.0	.0	.0	.0	.0
REFRIG.&AIR CON.117	.0	.0	.0	.0	.0	.0	.0	.0
OFFICE&STORE MCH118	.0	.2	.0	.1	.1	.0	.2	.0
AIRCRAFT & PARTS119	.0	.0	.0	.0	.0	.0	.0	.0
AIRCRAFT REPAIR 120	.0	.0	.0	.0	.0	.0	.0	.0
PASSENGER CARS 121	.0	.0	.0	.0	.0	.0	.0	.0
COM. VEHICLES 122	.0	.0	.0	.0	.0	.0	.0	.0
COM. TRAILERS 123	.0	.0	.0	.0	.0	.0	.0	.0
VEH. BODY,TRAIL.124	.0	.0	.0	.0	.0	.0	.0	.0
MOTOR VEH. PARTS125	.0	.0	.0	.0	.0	.0	.0	.0
RLY.ROLL. STOCK 126	.0	.0	.0	.0	.0	.0	.0	.0
SHIPS & BOATS 127	.0	.0	.0	.0	.0	.0	.0	.0
OTHER VEHICLES 128	.0	.0	.0	.0	.0	.0	.0	.0
SHIP REPAIR 129	.0	.0	.0	.0	.0	.0	.0	.0
SMALL APPLIANCES130	.0	.0	.0	.0	.0	.0	.0	.0
REFRIG.& FREEZER131	.0	.0	.0	.0	.0	.0	.0	.0
STOVES & RANGES 132	.0	.0	.0	.0	.0	.0	.0	.0
OTHER APPLIANCES133	.0	.0	.0	.0	.0	.0	.0	.0
COMMUNICATION EQ134	.0	.0	.0	.0	.0	.0	.0	.0
ELEC.WIRE,CABLE 135	.0	.0	.0	.0	.0	.0	.0	.0
ELEC. IND. EQ. 136	.0	.0	.0	.0	.0	.0	.0	.0
RADIO & T.V.EQ. 137	.0	.0	.0	.0	.0	.0	.0	.0
BATTERIES 138	.0	.0	.0	.0	.0	.0	.0	.0
LIGHT BULBS 139	.0	.0	.0	.0	.0	.0	.0	.0
OTHER ELEC. EQ 140	.0	.0	.0	.0	.0	.0	.0	.0
CEMENT 141	.0	.0	.0	.0	.0	.0	.0	.0
LIME 142	.0	.0	.0	.0	.0	.0	.0	.0
PLASTER & GYPSUM143	.0	.0	.0	.0	.0	.0	.0	.0
CONCRETE PROD. 144	.0	.0	.0	.0	.0	.0	.0	.0
CLAY PRODUCTS 145	.0	.0	.0	.0	.0	.0	.0	.0
REFRACTORIES 146	.0	.0	.0	.0	.0	.0	.0	.0
STONE PRODUCTS 147	.0	.0	.0	.0	.0	.0	.0	.0
GLASS&GLASS PROD148	.0	4.5	.4	8.6	8.4	.0	.0	.0
MIN. WOOL&INSUL.149	.0	.0	.0	.0	.0	.0	.0	.0
ASBESTOS PROD. 150	.0	.0	.0	.0	.0	.0	.0	.0

TABLE 13 VALUES OF INDUSTRY INPUTS AND FINAL EXPENDITURES, 1961 - AGGREGATION L (SEE CHAPTER 4)

INDUSTRY (COLUMNS) COMMODITY (ROWS)	VEG. OIL MILLS 25	MISC. FOOD IND. 26	SOFT DRINK MFG. 27	DISTILLERIES 28	BREWERY & WINERY 29	LEAF TOBACCO PROC. 30	TOBACCO PROD. MFG. 31	RUBBER FOOTWEAR 32
OTH. MINERAL PRGD151	.0	.0	.0	.0	.0	.0	.0	.0
GASOLINE 152	.0	.3	1.0	.2	.6	.0	.0	.0
FUEL OIL 153	.2	.8	.5	.4	.7	.1	.2	.0
LUB. OIL & GREASE 154	.0	.1	.2	.0	.3	.0	.0	.0
OTH. PETROL. PROD. 155	.0	.0	.0	.0	.0	.0	.0	.0
EXPLOSIVES & AMMUN 156	.0	.0	.0	.0	.0	.0	.0	.0
FERTILIZERS 157	.0	.0	.0	.0	.0	.0	.0	.0
PLASTIC, SYN. RESN 158	.0	.8	.0	.4	.0	.0	.0	.3
PHARM & MEDICINES 159	.0	.6	.0	.0	.0	.0	.0	.0
PAINTS & VARNISHES 160	.0	.0	.0	.0	.0	.0	.0	.1
SOAPS & CLEANERS 161	.0	.0	.1	.0	.0	.0	.0	.0
VEG. OILS & REF. GLY 162	.0	13.8	.0	.0	.0	.0	.0	.0
TOILET & COSMETICS 163	.0	.0	.0	.0	.0	.0	.0	.0
PIGMENT, DYE & INK 164	.0	.0	.0	.0	.0	.0	.0	.5
INORGANIC CHEM. 165	.0	.8	1.6	.0	.7	.0	.0	.1
ORGANIC CHEM. 166	.1	1.9	.5	.1	.1	.0	.0	.1
IND. CHEM. PROD. 167	.1	1.1	1.0	.3	.9	.0	.0	.9
HOUSEHOLD CHEM. 168	.0	.1	.1	.0	.0	.0	.0	.0
SCIENCE & LAB. EQ. 169	.0	.0	.0	.0	.0	.0	.0	.0
JEWELLERY 170	.0	.0	.0	.0	.0	.0	.0	.0
PLASTIC FAB. PROD 171	.0	.5	.0	.0	.0	.0	3.5	.0
SPORT GOODS & TOYS 172	.0	.0	.0	.0	.0	.0	.0	.0
FUR DRESSING & DYE 173	.0	.0	.0	.0	.0	.0	.0	.0
SIGNS & DISPLAYS 174	.0	.0	.0	.0	.0	.0	.0	.0
NOTIONS 175	.0	.0	.0	.0	.0	.0	.0	.0
WRITING EQ. 176	.0	.0	.0	.0	.0	.0	.0	.0
END PROD. NES 177	.0	.0	.0	.0	.0	.0	.0	.1
CONSTRUCTION 178	.1	.9	.7	.5	1.2	.2	1.1	.1
WH. & RETAIL TRADE 179	.6	10.4	2.7	3.1	4.5	3.7	1.5	1.0
TRANSP. & STORAGE 180	2.0	19.5	2.4	4.9	5.5	1.2	1.7	.4
BROADCASTING 181	.0	.0	.0	.0	.0	.0	.0	.0
TELEPHONE & TELEG. 182	.1	1.1	.6	.3	.8	.0	.4	.1
POSTAL SERVICE 183	.0	.3	.1	.0	.1	.0	.1	.1
ELECTRIC POWER 184	.3	1.4	.7	.3	1.5	.1	.5	.2
OTHER UTILITIES 185	.2	1.1	.4	.7	1.9	.0	.1	.0
REAL ESTATE RENT 186	.0	2.4	2.2	.3	1.0	.2	.7	.2
FINANCE & INSUR. 187	.1	2.1	1.0	1.0	1.3	.5	2.9	.2
HEALTH & EDUCATION 188	.0	.0	.0	.0	.0	.0	.0	.0
BUSINESS SERVICE 189	.0	2.1	.8	5.2	6.8	.0	1.5	.1
ACCOMMOD. & MEALS 190	.0	.0	.0	.0	.0	.0	.0	.0
PERSONAL SERVICE 191	.1	1.3	.6	.3	1.0	.0	.7	.1
RENT EX. R. ESTATE 192	.0	.5	.0	.1	.5	.0	.1	.0
OFFICE SUPPLIES 193	.0	1.1	.6	.4	.7	.0	.2	.1
ADVERTISING 194	.1	20.8	15.6	3.1	17.4	.0	16.0	.2
TRAVEL & ENTERTAIN 195	.5	13.4	2.9	9.1	11.7	.3	2.9	1.7
CAFETERIA SUPPL. 196	.0	.2	.2	.0	.1	.0	.0	.0
OPERATING SUPPL. 197	.5	8.6	3.7	4.8	9.8	.6	4.6	.6

TABLE 13 VALUES OF INDUSTRY INPUTS AND FINAL EXPENDITURES, 1961 - AGGREGATION L (SEE CHAPTER 4)

INDUSTRY (COLUMNS)	VEG. OIL MILLS	MISC. FOOD IND.	SOFT DRINK MFG.	DISTILLERIES	BREWERY & WINERY	LEAF TOBACCO PROC.	TOBACCO PROD. MFG.	RUBBER FOOTWEAR
--------------------	-------------------	--------------------	--------------------	--------------	---------------------	-----------------------	-----------------------	--------------------

TRAVEL&ENTERTAIN195	.5	13.4	2.9	9.1	11.7	.3	2.9	1.7
CAFETERIA SUPPL.196	.0	.2	.2	.0	.1	.0	.0	.0
OPERATING SUPPL.197	.5	8.6	3.7	4.8	9.8	.6	4.6	.6

TABLE 13 VALUES OF INDUSTRY INPUTS AND FINAL EXPENDITURES, 1961 - AGGREGATION L (SEE CHAPTER 4)

INDUSTRY (COLUMNS) COMMODITY (ROWS)	VEG. OIL MILLS 25	MISC. FOOD IND. 26	SOFT DRINK MFG. 27	DISTILLERIES 28	BREWERY & WINERY 29	LEAF TOBACCO PROC. 30	TOBACCO PROD. MFG. 31	RUBBER FOOTWEAR 32
NON-COMP. IMPORTS 198	.0	53.5	.0	.0	.7	.0	.0	1.3
BAL. PAYMENT ADJ. 199	.0	.0	.0	.0	.0	.0	.0	.0
COMMODITY TAXES 200	.0	.5	1.1	.4	.6	.0	.0	.0
SUBSIDIES 201	.0	.0	.0	.0	.0	.0	.0	.0
INDIR. TX&GOV. SER 202	.4	2.9	2.1	2.3	4.9	.6	1.3	.2
WAGES & SALARIES 203	2.8	62.3	51.1	25.5	58.0	5.4	39.9	13.9
NET-INC. UNINCORP 204	.0	.4	1.8	.0	.0	.0	.0	.0
SURPLUS 205	3.0	45.1	35.5	64.5	53.7	3.5	27.3	1.5
SUB TOT (198-205) 206	6.2	164.6	91.6	92.8	117.9	9.6	68.6	16.9
TOTAL INPUTS 207	63.9	441.3	175.4	176.8	259.0	103.7	231.3	32.7

TABLE 13 VALUES OF INDUSTRY INPUTS AND FINAL EXPENDITURES, 1961 - AGGREGATION I (SEE CHAPTER 4)

INDUSTRY(COLUMNS)	TIRE & TUBE MFG.	OTH. RUBBER IND.	LEATHER TANNERIES	SHOE FACTORIES	GLOVE & LUGGAGE MFG.	COTTON YARN & CLOTH	WOOL YARN & CLOTH	SYN. TEXTILE MILLS
COMMODITY(ROWS)	33	34	35	36	37	38	39	40
LIVE ANIMALS 1	.0	.0	.0	.0	.0	.0	.0	.0
GRAIN 2	.0	.0	.0	.0	.0	.0	.0	.0
FRUITS,NUTS & VEG. 3	.0	.0	.0	.0	.0	.0	.0	.0
MILK UNPROCESSED 4	.0	.0	.0	.0	.0	.0	.0	.0
EGGS IN THE SHELL 5	.0	.0	.0	.0	.0	.0	.0	.0
TOBACCO 6	.0	.0	.0	.0	.0	.0	.0	.0
OIL SEEDS 7	.0	.0	.0	.0	.0	.0	.0	.0
AGR. PROD. NES 8	.0	.0	.0	.0	.0	.0	4.0	.0
FOREST PRODUCTS 9	.0	.0	.0	.0	.0	.0	.0	.0
FISH LANDINGS 10	.0	.0	.0	.0	.0	.0	.0	.0
FUR SKIN EX.RANCH 11	.0	.0	.0	.0	.0	.0	.0	.0
IRON ORE 12	.0	.0	.0	.0	.0	.0	.0	.0
METAL ORES NES 13	.0	.0	.0	.0	.0	.0	.0	.0
RADIOACTIVE ORES 14	.0	.0	.0	.0	.0	.0	.0	.0
GLD ORES 15	.0	.0	.0	.0	.0	.0	.0	.0
COAL 16	.9	.3	.4	.1	.0	1.0	.4	.2
CRUDE MINERAL OIL 17	.0	.0	.0	.0	.0	.0	.0	.0
NATURAL GAS 18	.0	.0	.0	.0	.0	.0	.0	.0
PROD.REL.TO MINES 19	.2	.1	.0	.0	.0	.0	.0	.0
ASBESTOS, FIBRES 20	.0	.0	.0	.0	.0	.0	.0	.0
CLAY & GYPSUM 21	.0	.3	.0	.0	.0	.0	.0	.0
SALT 22	.0	.0	.1	.0	.0	.0	.0	.0
CRUDE MINERAL NES 23	.1	.2	.0	.0	.0	.0	.0	.0
MEAT 24	.0	.0	.0	.0	.0	.0	.0	.0
HIDES & SKINS 25	.0	.0	23.5	.0	.0	.0	.0	.0
ANIMAL FATS&OILS 26	.0	.0	.5	.0	.0	.0	.0	.0
MEAT BY-PROD.NES 27	.0	.0	.0	.0	.0	.0	.0	.0
POULTRY 28	.0	.0	.0	.0	.0	.0	.0	.0
MILK PROCESSED 29	.0	.0	.0	.0	.0	.0	.0	.0
BUTTER 30	.0	.0	.0	.0	.0	.0	.0	.0
CHEESE EX.PROCESS 31	.0	.0	.0	.0	.0	.0	.0	.0
DAIRY PROD. NES 32	.0	.0	.0	.0	.0	.0	.0	.0
PROCESS CHEESE 33	.0	.0	.0	.0	.0	.0	.0	.0
FISH PRODUCTS 34	.0	.0	.2	.0	.0	.0	.0	.0
FRUIT&VEG.CANNED 35	.0	.0	.0	.0	.0	.0	.0	.0
FEEDS & CONC. 36	.0	.0	.0	.0	.0	.0	.0	.0
FLOUR MILL PROD. 37	.0	.0	.0	.0	.0	.3	.0	.0
CEREAL PROD. 38	.0	.0	.0	.0	.0	.0	.0	.0
BISCUITS, 39	.0	.0	.0	.0	.0	.0	.0	.0
BAKERY PRODUCTS 40	.0	.0	.0	.0	.0	.0	.0	.0
CONFECTIONERY 41	.0	.0	.0	.0	.0	.0	.0	.0
SUGAR&MOLASSES 42	.0	.0	.0	.0	.0	.0	.0	.0
VEG.OIL & FATS 43	.2	.1	.3	.0	.0	.0	.0	2.9
TEA & COFFEE 44	.0	.0	.0	.0	.0	.0	.0	.0
MISC.FOOD PROD. 45	.0	.0	.0	.0	.0	.9	.0	.1
SOFT DRINKS&CONC. 46	.0	.0	.0	.0	.0	.0	.0	.0
DISTILLERY PROD. 47	.0	.0	.0	.0	.0	.0	.0	.0
BREWERY & WINERY 48	.0	.0	.0	.0	.0	.0	.0	.0
TOBACCO PROCESSED 49	.0	.0	.0	.0	.0	.0	.0	.0
TOBACCO PRODUCTS 50	.0	.0	.0	.0	.0	.0	.0	.0

TABLE 13 VALUES OF INDUSTRY INPUTS AND FINAL EXPENDITURES, 1961 - AGGREGATION I (SEE CHAPTER 4)

INDUSTRY(COLUMNS)	TIRE & TUBE MFG.	OTH. RUBBER IND.	LEATHER TANNERIES	SHOE FACTORIES	GLOVE & LUGGAGE MFG.	COTTON YARN & CLOTH	WOOL YARN & CLOTH	SYN. TEXTILE MILLS
COMMODITY(ROWS)	33	34	35	36	37	38	39	40

SOFT DRINKS&CONC. 46	.0	.0	.0	.0	.0	.0	.0	.0	.0
DISTILLERY PROD. 47	.0	.0	.0	.0	.0	.0	.0	.0	.0
BREWERY & WINERY 48	.0	.0	.0	.0	.0	.0	.0	.0	.0
TOBACCO PROCESSED 49	.0	.0	.0	.0	.0	.0	.0	.0	.0
TOBACCO PRODUCTS 50	.0	.0	.0	.0	.0	.0	.0	.0	.0

TABLE 13 VALUES OF INDUSTRY INPUTS AND FINAL EXPENDITURES, 1961 - AGGREGATION L (SEE CHAPTER 4)

INDUSTRY (COLUMNS)	TIRE & TUBE MFG.	OTH. RUBBER IND.	LEATHER TANNERIES	SHOE FACTORIES	GLOVE & LUGGAGE MFG.	COTTON YARN & CLOTH	WOOL YARN & CLOTH	SYN. TEXTILE MILLS
COMMODITY (ROWS)	33	34	35	36	37	38	39	40
FOOTWEAR RUBBER 51	.0	.0	.0	.0	.0	.0	.0	.0
TIRES & TUBES 52	.0	.0	.0	.0	.0	.0	.0	.0
RUBBER PROD. NES 53	4.5	3.4	.0	10.2	.1	.7	.0	1.5
LEATHER 54	.0	.0	.0	42.9	8.0	.0	.0	.0
FOOTWEAR LEATHER 55	.0	.0	.0	.0	.0	.0	.0	.0
LEATHER PROD. NES 56	.0	.0	.0	9.7	.8	.0	.0	.0
COTTON FIBRE&YARN 57	.5	.0	.0	.0	.1	8.8	2.2	3.9
COTTON FABRICS 58	24.1	2.1	.0	4.0	1.7	34.5	.0	.1
WOOL YARN&FABRIC 59	.0	1.3	.0	.0	.9	.0	4.8	.6
SYNTH. FIBRE&YARN 60	.1	1.0	.0	.0	.0	20.4	5.2	50.1
SYNTH. FABRICS 61	.0	.1	.0	.0	.1	.5	.6	9.5
CARPETING 62	.0	.0	.0	.0	.0	.0	.0	.0
LINOL&COATED FABR 63	.0	.0	.0	.4	1.2	.0	.0	.0
CANVAS PRODUCTS 64	.0	.0	.0	.0	.0	.0	.0	.0
TEXTILE CONTAINERS 65	.0	.0	.0	.0	.0	.1	.0	.1
FELTS 66	.0	.0	.0	.4	.1	.0	.0	.0
CORDAGE & TWINE 67	.0	.0	.0	.0	.1	.0	.0	.0
OTHER FABRICS 68	.0	2.4	.0	.5	.0	.3	.1	.3
TEXTILE PROD. NES 69	.0	.1	.0	.2	.2	7.5	19.9	3.3
HOSIERY 70	.0	.0	.0	.0	.0	.0	.0	.0
KNITTED FABRICS 71	.0	.0	.0	.0	.5	.0	.0	.0
KNITTED CLOTHING 72	.0	.0	.0	.0	.0	.0	.0	.0
FUR CLOTHING 73	.0	.0	.0	.0	.0	.0	.0	.0
CLOTHING NES 74	.1	.5	.0	.3	.3	.9	4.2	2.7
PULP CHIPS&WASTE 75	.0	.0	.0	.0	.0	.0	.0	.0
LUMBER, SAWN PROD. 76	.0	.0	.0	.0	.2	.0	.0	.0
VENEER&PLYWOOD 77	.0	.0	.0	.0	.2	.0	.0	.0
MILLWORK (WOOD) 78	.0	.0	.0	.0	.0	.0	.0	.0
WOODEN CONTAINERS 79	.1	.1	.0	.0	.0	.0	.0	.0
WOOD PROD. NES 80	.0	.0	.0	.1	.6	.0	.0	.0
HOUSE FURNITURE 81	.0	.0	.0	.0	.0	.0	.0	.0
FURNITURE OTHER 82	.0	.0	.0	.0	.0	.0	.0	.0
PULP 83	.0	.0	.0	.0	.0	.0	.0	5.2
PAPER STOCK 84	.0	.1	.0	.1	.1	.3	.1	.4
AD PULP & PAPER 85	.0	.1	.0	.0	1.3	.0	.0	.0
PAPER BLDG. PROD. 86	.0	.0	.0	.0	.0	.0	.0	.0
PAPER CARTONS 87	.3	1.4	.1	2.8	.6	1.3	.3	1.5
CONVERTED PAPER 88	.1	.9	.0	.1	.0	.6	.1	.5
PRINTED MATTER 89	.0	.0	.0	.0	.0	.0	.0	.0
PRINT. & PUBLISHING 90	.0	.0	.0	.0	.0	.0	.0	.0
PIG IRON, STEEL 91	.0	.0	.0	.0	.0	.0	.0	.0
BAR&RODS, STEEL 92	.0	.0	.0	.0	.0	.0	.0	.0
PLATE, SHEET, STRIP 93	.0	.1	.0	.0	.2	.0	.0	.0
STRUCTURAL&RAILS 94	.0	.0	.0	.0	.0	.0	.0	.0
STEEL CASTINGS 95	.0	.0	.0	.0	.0	.0	.0	.0
GRAPHITE, CARBON 96	.1	.1	.0	.0	.0	.0	.0	.0
PIPES & TUBES 97	.0	.0	.0	.0	.0	.0	.0	.0
IRON CASTINGS 98	.0	.0	.0	.0	.0	.0	.0	.0
MET. PRIMARY FORM 99	1.0	.5	.0	.0	.0	.0	.1	.0
ALUMINUM ROLLED 100	.0	.0	.0	.0	.0	.0	.0	.0

TABLE 13 VALUES OF INDUSTRY INPUTS AND FINAL EXPENDITURES, 1961 - AGGREGATION L (SEE CHAPTER 4)

INDUSTRY (COLUMNS)	TIRE & TUBE MFG. 33	OTH. RUBBER IND. 34	LEATHER TANNERIES 35	SHOE FACTORIES 36	GLOVE & LUGGAGE MFG. 37	COTTON YARN & CLOTH 38	WOOL YARN & CLOTH 39	SYN. TEXTILE MILLS 40
COPPER ROLLED 101	.0	.0	.0	.0	.0	.0	.0	.0
NON-FERROUS MET. 102	.0	.1	.0	.0	.0	.0	.0	.0
PLATE, TANK, BOIL. 103	.0	.0	.0	.0	.0	.0	.0	.0
BASIC STEEL PROD 104	.1	.0	.0	.0	.0	.0	.0	.1
ARCH. METAL PROD 105	.0	.0	.0	.0	.0	.0	.0	.0
METAL CONTAINERS 106	.0	.3	.0	.0	.0	.0	.0	.1
BASIC METAL PROD 107	.0	.5	.0	.0	.2	.0	.0	.0
METAL HOUSEWARE 108	.0	.0	.0	.0	.0	.0	.0	.0
WIRE & WIRE PROD. 109	3.1	.3	.0	.0	.8	.0	.0	.0
HARDWARE NES 110	.0	.0	.0	.0	1.4	.0	.0	.0
TOOLS & CUTTING EQ 111	.0	.0	.0	.0	.0	.0	.0	.0
HEATING EQ. 112	.0	.0	.0	.0	.0	.0	.0	.0
FORG. & PLUMB. EQ. 113	.0	.3	.0	.0	.0	.0	.0	.0
MISC. METAL FAB. 114	.0	.0	.0	.0	.0	.0	.0	.0
AGR. IMPLEMENTS 115	.0	.0	.0	.0	.0	.0	.0	.0
INDUSTRIAL MACH. 116	.0	.0	.0	.0	.0	.0	.0	.0
REFRIG. & AIR CON. 117	.0	.0	.0	.0	.0	.0	.0	.0
OFFICE & STORE MCH 118	.5	.2	.0	.1	.0	.2	.0	.4
AIRCRAFT & PARTS 119	.1	.2	.0	.0	.0	.0	.0	.0
AIRCRAFT REPAIR 120	.0	.0	.0	.0	.0	.0	.0	.0
PASSENGER CARS 121	.0	.0	.0	.0	.0	.0	.0	.0
COM. VEHICLES 122	.0	.0	.0	.0	.0	.0	.0	.0
COM. TRAILERS 123	.0	.0	.0	.0	.0	.0	.0	.0
VEH. BODY, TRAIL. 124	.0	.0	.0	.0	.0	.0	.0	.0
MOTOR VEH. PARTS 125	.0	.0	.0	.0	.0	.0	.0	.0
RLY, ROLL. STOCK 126	.0	.0	.0	.0	.0	.0	.0	.0
SHIPS & BOATS 127	.0	.0	.0	.0	.0	.0	.0	.0
OTHER VEHICLES 128	.0	.0	.0	.0	.0	.0	.0	.0
SHIP REPAIR 129	.0	.0	.0	.0	.0	.0	.0	.0
SMALL APPLIANCES 130	.0	.0	.0	.0	.0	.3	.0	.0
REFRIG. & FREEZER 131	.0	.0	.0	.0	.0	.0	.0	.0
STOVES & RANGES 132	.0	.0	.0	.0	.0	.0	.0	.0
OTHER APPLIANCES 133	.0	.0	.0	.0	.0	.0	.0	.0
COMMUNICATION EQ 134	.0	.0	.0	.0	.0	.0	.0	.0
ELEC. WIRE, CABLE 135	.0	.0	.0	.0	.0	.0	.0	.0
ELEC. IND. EQ. 136	.0	.0	.0	.0	.0	.0	.0	.0
RADIO & T.V. EQ. 137	.0	.0	.0	.0	.0	.0	.0	.0
BATTERIES 138	.0	.0	.0	.0	.0	.0	.0	.0
LIGHT BULBS 139	.0	.0	.0	.0	.0	.0	.0	.0
OTHER ELEC. EQ 140	.0	.0	.0	.0	.0	.0	.0	.0
CEMENT 141	.0	.0	.0	.0	.0	.0	.0	.0
LIME 142	.0	.0	.1	.0	.0	.0	.0	.0
PLASTER & GYPSUM 143	.0	.0	.0	.0	.0	.0	.0	.0
CONCRETE PROD. 144	.0	.0	.0	.0	.0	.0	.0	.0
CLAY PRODUCTS 145	.0	.0	.0	.0	.0	.0	.0	.0
REFRACTORIES 146	.0	.0	.0	.0	.0	.0	.0	.0
STONE PRODUCTS 147	.0	.0	.0	.0	.0	.0	.0	.0
GLASS & GLASS PROD 148	.0	.0	.0	.0	.0	.0	.0	.4
MIN. WOOL & INSUL. 149	.0	.0	.0	.0	.0	.0	.0	.0
ASBESTOS PROD. 150	.0	.0	.0	.0	.0	.0	.5	.0

TABLE 13 VALUES OF INDUSTRY INPUTS AND FINAL EXPENDITURES, 1961 - AGGREGATION L (SEE CHAPTER 4)

TIRE & TUBE MFG. 33 OTH. RUBBER IND. 34 LEATHER TANNERIES 35 SHOE FACTORIES 36 GLOVE & LUGGAGE MFG. 37 COTTON YARN & CLOTH 38 WOOL YARN & CLOTH 39 SYN. TEXTILE MILLS 40

REFRACTORIES 146	.0	.0	.0	.0	.0	.0	.0	.0	.0
STONE PRODUCTS 147	.0	.0	.0	.0	.0	.0	.0	.0	.0
GLASS&GLASS PROD148	.0	.0	.0	.0	.0	.0	.0	.0	.0
MIN. WOOL&INSUL.149	.0	.0	.0	.0	.0	.0	.0	.0	.0
ASBESTOS PROD. 150	.0	.0	.0	.0	.0	.0	.0	.0	.4
								.5	.0

TABLE 13 VALUES OF INDUSTRY INPUTS AND FINAL EXPENDITURES, 1961 - AGGREGATION L (SEE CHAPTER 4)

INDUSTRY (COLUMNS)	TIRE & TUBE MFG. 33	OTH. RUBBER IND. 34	LEATHER TANNERIES 35	SHOE FACTORIES 36	GLOVE & LUGGAGE MFG. 37	COTTON YARN & CLOTH 38	WOOL YARN & CLOTH 39	SYN. TEXTILE MILLS 40
OTH. MINERAL PROD 151	.1	.0	.0	.0	.0	.0	.0	.0
GASOLINE 152	.0	.0	.0	.0	.1	.0	.0	.0
FUEL OIL 153	.1	.3	.1	.1	.1	.4	.2	1.9
LUB. OIL & GREASE 154	.0	.0	.0	.0	.0	.1	.0	.1
OTH. PETROL. PROD. 155	.2	.4	.0	.0	.0	.0	.0	.0
EXPLOSIVES & AMMUN 156	.0	.0	.0	.0	.0	.0	.0	.0
FERTILIZERS 157	.0	.0	.0	.0	.0	.0	.0	.0
PLASTIC, SYN. RESIN 158	1.6	2.3	.0	.0	.1	.1	.0	3.7
PHARM & MEDICINES 159	.0	.0	.0	.0	.0	.0	.0	.0
PAINTS & VARNISHES 160	.1	1.2	.2	.0	.1	.0	.0	.3
SOAPS & CLEANERS 161	.0	.0	.0	.0	.0	.0	.1	.0
VEG. OILS & REF. GLY 162	.0	.0	.0	.0	.0	.0	.0	.0
TOILET & COSMETICS 163	.0	.0	.0	.0	.0	.0	.0	.0
PIGMENT, DYE & INK 164	5.1	1.9	2.2	.1	.5	2.9	1.6	2.3
INORGANIC CHEM. 165	.7	.5	1.4	.0	.0	.9	.4	.7
ORGANIC CHEM. 166	1.1	.8	.3	.1	.0	.4	.2	19.4
IND. CHEM. PROD. 167	24.0	13.9	1.4	.9	.7	1.1	.3	.8
HOUSEHOLD CHEM. 168	.0	.0	.0	.1	.1	.0	.0	.0
SCIENCE & LAB. EQ. 169	.0	.0	.0	.0	.0	.0	.0	.0
JEWELLERY 170	.0	.0	.0	.0	.0	.0	.0	.0
PLASTIC FAB. PROD 171	.2	1.5	.0	2.8	4.4	.0	.0	.3
SPORT GOODS & TOYS 172	.0	.0	.0	.3	.0	.0	.0	.0
FUR DRESSING & DYE 173	.0	.0	.0	.0	.0	.0	.0	.0
SIGNS & DISPLAYS 174	.0	.0	.0	.0	.0	.0	.0	.0
NOTIONS 175	.0	.0	.0	.0	.8	.0	.0	.0
WRITING EQ. 176	.0	.0	.0	.0	.0	.0	.0	.0
END PROD. NES 177	.0	.3	.0	.3	.3	.0	.0	.0
CONSTRUCTION 178	.4	.4	.2	.3	.1	1.1	.6	1.2
WH. & RETAIL TRADE 179	3.9	2.1	6.4	4.1	3.0	4.1	2.6	3.4
TRANSP. & STORAGE 180	3.7	1.8	1.8	1.3	.7	3.9	2.1	4.0
BROADCASTING 181	.0	.0	.0	.0	.0	.0	.0	.0
TELEPHONE & TELEG. 182	.9	.7	.2	.5	.3	.4	.2	.9
POSTAL SERVICE 183	.1	.2	.0	.3	.1	.1	.1	.1
ELECTRIC POWER 184	1.5	1.0	.4	.5	.2	2.4	.7	2.1
OTHER UTILITIES 185	.2	.5	.3	.1	.0	.4	.2	.2
REAL ESTATE RENT 186	3.0	.8	.4	1.1	.5	.4	.3	2.0
FINANCE & INSUR. 187	.1	1.7	.3	.8	.4	.9	.4	2.5
HEALTH & EDUCATION 188	.0	.0	.0	.0	.0	.0	.0	.0
BUSINESS SERVICE 189	1.1	.3	.1	1.0	.3	.3	.3	.5
ACCOMMOD. & MEALS 190	.0	.0	.0	.0	.0	.0	.0	.0
PERSONAL SERVICE 191	.1	.3	.1	.2	.1	.3	.2	.5
RENT EX. R. ESTATE 192	.2	.1	.0	3.3	.2	.8	.5	.1
OFFICE SUPPLIES 193	1.0	.6	.1	.6	.3	.4	.2	.7
ADVERTISING 194	2.3	1.3	.1	4.2	2.2	.8	.1	1.5
TRAVEL & ENTERTAIN 195	3.1	4.1	.2	2.7	2.7	.9	1.0	1.6
CAFETERIA SUPPL. 196	.0	.0	.0	.0	.0	.0	.0	.1
OPERATING SUPPL. 197	3.8	5.0	2.1	4.8	2.1	6.1	3.5	9.2

TABLE 13 VALUES OF INDUSTRY INPUTS AND FINAL EXPENDITURES, 1961 - AGGREGATION L (SEE CHAPTER 4)

INDUSTRY (COLUMNS)	TIRE & TUBE MFG. 33	OTH. RUBBER IND. 34	LEATHER TANNERIES 35	SHOE FACTORIES 36	GLOVE & LUGGAGE MFG. 37	COTTON YARN & CLOTH 38	WOOL YARN & CLOTH 39	SYN. TEXTILE MILLS 40
NCN-COMP. IMPORTS 193	12.9	4.6	.1	.0	.0	45.9	.5	1.1
BAL. PAYMENT ADJ. 199	.0	.0	.0	.0	.0	.0	.0	.0
COMMODITY TAXES 200	.1	.0	.0	.1	.1	.0	.0	.1
SUBSIDIES 201	.0	.0	.0	.0	.0	.0	.0	.0
INDIR. TX & GOV. SER 202	1.9	1.0	.4	.8	.4	1.7	.6	1.8
WAGES & SALARIES 203	46.5	36.6	14.9	65.1	21.5	59.3	28.2	64.7
NET-INC. UNINCORP 204	.0	.1	.0	.4	.6	.0	.1	.0
SURPLUS 205	26.6	20.6	-.6	6.1	-1.0	21.5	8.0	39.7
SUB TOT (198-205) 206	88.0	63.0	14.8	72.4	21.6	128.4	37.4	107.5
TOTAL INPUTS 207	182.6	124.2	58.3	175.0	62.0	236.3	95.7	251.0

TABLE 13 VALUES OF INDUSTRY INPUTS AND FINAL EXPENDITURES, 1961 - AGGREGATION L (SEE CHAPTER 4)

INDUSTRY (COLUMNS)	CARPET MFG.	LINOLEUM & COATED FAB.	TEXTILE BAG & CANVAS	NON-TEXTILE IND.	TEXTILE MILLS	CLOTH KNITTING	CLOTHING IND.	SAWMILLS
--------------------	----------------	---------------------------	-------------------------	---------------------	------------------	-------------------	------------------	----------

TABLE 13 VALUES OF INDUSTRY INPUTS AND FINAL EXPENDITURES, 1961 - AGGREGATION L (SEE CHAPTER 4)

INDUSTRY(COLUMNS)	CARPET RUG, MAT	LINOL. & COATED FAB.	TEXTILE BAG & CANVAS	OTH.TEXTILE IND.	HOSIERY MILLS	OTHER KNITTING	CLOTHING IND.	SAWMILLS
COMMODITY(ROWS)	41	42	43	44	45	46	47	48
LIVE ANIMALS 1	.0	.0	.0	.0	.0	.0	.0	.0
GRAIN 2	.0	.0	.0	.0	.0	.0	.0	.0
FRUITS,NUTS & VEG.3	.0	.0	.0	.0	.0	.0	.0	.0
MILK UNPROCESSED 4	.0	.0	.0	.0	.0	.0	.0	.0
EGGS IN THE SHELL 5	.0	.0	.0	.0	.0	.0	.0	.0
TOBACCO 6	.0	.0	.0	.0	.0	.0	.0	.0
OIL SEEDS 7	.0	.0	.0	.0	.0	.0	.0	.0
AGR. PROD. NES 8	.0	.0	.0	.0	.0	.0	10.1	.0
FOREST PRODUCTS 9	.0	.0	.0	.0	.0	.0	.0	257.8
FISH LANDINGS 10	.0	.0	.0	.0	.0	.0	.0	.0
FUR SKIN EX.RANCH11	.0	.0	.0	.2	.0	.0	13.2	.0
IRON ORE 12	.0	.0	.0	.0	.0	.0	.0	.0
METAL ORES NES 13	.0	.0	.0	.0	.0	.0	.0	.0
RADIOACTIVE ORES 14	.0	.0	.0	.0	.0	.0	.0	.0
GOLD ORES 15	.0	.0	.0	.0	.0	.0	.0	.0
COAL 16	.1	.1	.0	.3	.1	.3	.1	.0
CRUDE MINERAL OIL17	.0	.0	.0	.0	.0	.0	.0	.0
NATURAL GAS 18	.0	.0	.0	.0	.0	.0	.0	.0
PROD.REL.TO MINES19	.0	.0	.0	.0	.0	.0	.0	.0
ASBESTOS, FIBRES 20	.0	.1	.0	.0	.0	.0	.0	.0
CLAY & GYPSUM 21	.0	.0	.0	.0	.0	.0	.0	.0
SALT 22	.0	.0	.0	.0	.0	.0	.0	.0
CRUDE MINERAL NES23	.0	.1	.0	.1	.0	.0	.0	.0
MEAT 24	.0	.0	.0	.0	.0	.0	.0	.0
HIDES & SKINS 25	.0	.0	.0	.0	.0	.0	.0	.0
ANIMAL FATS&OILS 26	.0	.0	.0	.0	.0	.0	.0	.0
MEAT BY-PROD.NES 27	.0	.0	.0	.0	.0	.0	.0	.0
POULTRY 28	.0	.0	.0	.0	.0	.0	.0	.0
MILK PROCESSED 29	.0	.0	.0	.0	.0	.0	.0	.0
BUTTER 30	.0	.0	.0	.0	.0	.0	.0	.0
CHEESE EX.PROCESS31	.0	.0	.0	.0	.0	.0	.0	.0
DAIRY PROD. NES 32	.0	.0	.0	.0	.0	.0	.0	.0
PROCESS CHEESE 33	.0	.0	.0	.0	.0	.0	.0	.0
FISH PRODUCTS 34	.0	.0	.0	.0	.0	.0	.0	.0
FRUIT&VEG.CANNED 35	.0	.0	.0	.0	.0	.0	.0	.0
FEEDS & CONC. 36	.0	.0	.0	.0	.0	.0	.0	.0
FLOUR MILL PROD. 37	.0	.0	.0	.0	.0	.0	.0	.0
CEREAL PROD. 38	.0	.0	.0	.0	.0	.0	.0	.0
BISCUITS, 39	.0	.0	.0	.0	.0	.0	.0	.0
BAKERY PRODUCTS 40	.0	.0	.0	.0	.0	.0	.0	.0
CONFECTIONERY 41	.0	.0	.0	.0	.0	.0	.0	.0
SUGAR&MOLASSES 42	.0	.0	.0	.0	.0	.0	.0	.0
VEG.OIL & FATS 43	.0	1.5	.0	.2	.0	.0	.9	.7
TEA & COFFEE 44	.0	.0	.0	.0	.0	.0	.0	.0
MISC.FOOD PROD. 45	.0	.0	.0	.0	.0	.0	.0	.0
SOFT DRINKS&CONC.46	.0	.0	.0	.0	.0	.0	.0	.0
DISTILLERY PROD. 47	.0	.0	.0	.0	.0	.0	.0	.0
BREWERY & WINERY 48	.0	.0	.0	.0	.0	.0	.0	.0
TOBACCO PROCESSED49	.0	.0	.0	.0	.0	.0	.0	.0
TOBACCO PRODUCTS 50	.0	.0	.0	.0	.0	.0	.0	.0

TABLE 13 VALUES OF INDUSTRY INPUTS AND FINAL EXPENDITURES, 1961 - AGGREGATION L (SEE CHAPTER 4)

INDUSTRY(COLUMNS)	CARPET RUG, MAT 41	LINOL. & COATED FAB. 42	TEXTILE BAG & CANVAS 43	OTH. TEXTILE IND. 44	HOSIERY MILLS 45	OTHER KNITTING 46	CLOTHING IND. 47	SAWMILLS 48
FOOTWEAR RUBBER 51	.0	.0	.0	.0	.0	.0	.0	.0
TIRES & TUBES 52	.0	.0	.0	.0	.0	.0	.0	.0
RUBBER PROD. NES 53	.0	.1	.0	1.6	.4	.2	.5	.0
LEATHER 54	.0	.0	.0	.2	.0	.0	.5	.0
FOOTWEAR LEATHER 55	.0	.0	.0	.0	.0	.0	.0	.0
LEATHER PROD. NES 56	.0	.0	.0	.0	.6	.0	.0	.0
COTTON FIBRE&YARN 57	3.3	.0	.9	11.5	2.7	20.5	2.2	.0
COTTON FABRICS 58	.8	1.8	15.2	9.0	.1	.1	112.0	.0
WOOL YARN&FABRIC 59	2.9	.0	.1	2.6	1.1	9.9	55.4	.0
SYNTH. FIBRE&YARN 60	3.3	.0	.0	6.6	16.0	28.2	2.8	.0
SYNTH. FABRICS 61	.2	.4	.6	6.0	1.0	2.5	64.5	.0
CARPETING 62	.0	.0	.0	.3	.0	.0	.0	.0
LINOL&COATED FABR 63	.0	1.5	.5	5.3	.0	.0	6.1	.0
CANVAS PRODUCTS 64	.0	.0	.0	.0	.0	.0	.0	.0
TXITILE CONTAINERS 65	.1	.0	.8	.1	.0	.0	.0	.0
FELTS 66	.0	1.3	.0	.3	.0	.0	1.9	.0
CORDAGE & TWINE 67	.0	.0	.4	.2	.0	.0	.0	.0
OTHER FABRICS 68	.9	.3	8.1	3.5	.1	2.2	20.0	.0
TEXTILE PROD. NES 69	2.7	.0	.4	18.2	3.4	5.1	12.6	.0
HOSIERY 70	.0	.0	.0	.0	5.2	.0	.0	.0
KNITTED FABRICS 71	.0	.7	.0	.5	.2	3.7	37.1	.0
KNITTED CLOTHING 72	.0	.0	.0	.0	.1	1.5	.0	.0
FUR CLOTHING 73	.0	.0	.0	.0	.0	.0	6.4	.0
CLOTHING NES 74	.0	.0	.1	1.3	2.1	3.2	28.9	.0
PULP CHIPS&WASTE 75	.0	.0	.0	.0	.0	.0	.0	.7
LUMBER, SAWN PROD. 76	.0	.0	.0	.0	.0	.0	.0	48.2
VFNEER&PLYWOOD 77	.0	.0	.0	.0	.0	.0	.0	.2
MILLWORK (WOOD) 78	.0	.0	.0	.0	.0	.0	.0	.0
WOODEN CONTAINERS 79	.0	.0	.0	.0	.0	.0	.0	.1
WOOD PROD. NES 80	.0	.2	.0	1.6	.0	.0	.0	.2
HOUSE FURNITURE 81	.0	.0	.0	.0	.0	.0	.0	.0
FURNITURE OTHER 82	.0	.0	.0	.0	.0	.0	.0	.0
PULP 83	.0	.0	.0	.0	.0	.0	.0	.0
PAPER STOCK 84	.0	.2	.7	1.1	.2	.1	.6	.0
AD PULP & PAPER 85	.0	.0	.0	.3	.0	.0	.0	.0
PAPER BLDG. PROD. 86	.0	.0	.0	.0	.0	.0	.0	.0
PAPER CARTONS 87	.0	.2	.1	2.5	1.4	1.5	5.6	.2
CONVERTED PAPER 88	.1	.3	.0	.8	.1	.1	.3	.0
PRINTED MATTER 89	.0	.0	.0	.0	.0	.0	.0	.0
PRINT. & PUBLISHING 90	.0	.0	.0	.0	.0	.0	.0	.0
PIG IRON, STEEL 91	.0	.0	.0	.0	.0	.0	.0	.0
BAR&RODS, STEEL 92	.0	.0	.0	.0	.0	.0	.0	.0
PLATE, SHEET, STRIP 93	.0	.0	.0	.0	.0	.0	.0	.0
STRUCTURAL&RAILS 94	.0	.0	.0	.0	.0	.0	.0	.0
STEEL CASTINGS 95	.0	.0	.0	.0	.0	.0	.0	.0
GRAPHITE, CARBON 96	.0	.0	.0	.0	.0	.0	.0	.4
PIPES & TUBES 97	.0	.0	.1	.0	.0	.0	.0	.0
IRON CASTINGS 98	.0	.0	.0	.0	.0	.0	.0	.0
MET. PRIMARY FORM 99	.0	.1	.0	.3	.0	.0	.0	.0
ALUMINUM ROLLED 100	.0	.0	.0	.0	.0	.0	.0	.0

TABLE 13 VALUES OF INDUSTRY INPUTS AND FINAL EXPENDITURES, 1961 - AGGREGATION L (SEE CHAPTER 4)

INDUSTRY(COLUMNS)	CARPET	LINOL. &	TEXTILE BAG	OTH. TEXTILE	HOSIERY	OTHER	CLOTHING	SAWMILLS
-------------------	--------	----------	-------------	--------------	---------	-------	----------	----------

GRAPHITE, CARBON 96	.0	.0	.0	.0	.0	.0	.0	.4
PIPES & TUBES 97	.0	.0	.1	.0	.0	.0	.0	.0
IRON CASTINGS 98	.0	.0	.0	.0	.0	.0	.0	.0
MET.PRIMARY FORM 99	.0	.1	.0	.3	.0	.0	.0	.0
ALUMINUM ROLLED 100	.0	.0	.0	.0	.0	.0	.0	.0

TABLE 13 VALUES OF INDUSTRY INPUTS AND FINAL EXPENDITURES, 1961 - AGGREGATION L (SEE CHAPTER 4)

INDUSTRY (COLUMNS)	CARPET RUG, MAT 41	LINOL. & COATED FAB. 42	TEXTILE BAG & CANVAS 43	OTH.TEXTILE IND. 44	HOSIERY MILLS 45	OTHER KNITTING 46	CLOTHING IND. 47	SAWMILLS 48
COPPER ROLLED 101	.0	.0	.0	.0	.0	.0	.0	.0
NON-FERROUS MET.102	.0	.0	.0	.0	.0	.0	.0	.0
PLATE,TANK,BOIL.103	.0	.0	.0	.0	.0	.0	.0	.0
BASIC STEEL PROD104	.0	.0	.0	.2	.0	.0	.2	.4
ARCH. METAL PROD105	.0	.0	.0	.0	.0	.0	.0	.0
METAL CONTAINERS106	.0	.1	.0	.2	.0	.0	.0	.0
BASIC METAL PROD107	.0	.0	.0	.0	.0	.0	.0	.0
METAL HOUSEWARE 108	.0	.0	.0	.0	.0	.0	.0	.0
WIRE&WIRE PROD. 109	.0	.0	.1	.3	.0	.0	.0	.1
HARDWARE NES 110	.0	.2	.2	.1	.0	.0	.0	.0
TOOLS&CUTTING EQ111	.0	.0	.0	.0	.0	.0	.0	.0
HEATING EQ. 112	.0	.0	.0	.0	.0	.0	.0	.0
FORG.&PLUMB.EQ. 113	.0	.0	.0	.0	.0	.0	.0	.0
MISC.METAL FAB. 114	.0	.0	.0	.0	.0	.0	.0	.0
AGR.IMPLEMENTS 115	.0	.0	.0	.0	.0	.0	.0	.0
INDUSTRIAL MACH.116	.0	.0	.0	.0	.0	.0	.1	.0
REFRIG.&AIR CON.117	.0	.0	.0	.0	.0	.0	.0	.0
OFFICE&STORE MCH118	.0	.1	.0	.1	.0	.1	.2	.0
AIRCRAFT & PARTS119	.0	.0	.0	.0	.0	.0	.0	.0
AIRCRAFT REPAIR 120	.0	.0	.0	.0	.0	.0	.0	.0
PASSENGER CARS 121	.0	.0	.0	.0	.0	.0	.0	.0
COM. VEHICLES 122	.0	.0	.0	.0	.0	.0	.0	.0
COM. TRAILERS 123	.0	.0	.0	.0	.0	.0	.0	.0
VEH. BODY,TRAIL.124	.0	.0	.0	.0	.0	.0	.0	.0
MOTOR VEH. PARTS125	.0	.0	.0	.0	.0	.0	.0	.0
RLY,ROLL. STOCK 126	.0	.0	.0	.0	.0	.0	.0	.0
SHIPS & BOATS 127	.0	.0	.0	.0	.0	.0	.0	.0
OTHER VEHICLES 128	.0	.0	.0	.0	.0	.0	.0	.0
SHIP REPAIR 129	.0	.0	.0	.0	.0	.0	.0	.0
SMALL APPLIANCES130	.0	.0	.0	.0	.0	.0	.0	.0
REFRIG.& FREEZER131	.0	.0	.0	.0	.0	.0	.0	.0
STOVES & RANGES 132	.0	.0	.0	.0	.0	.0	.0	.0
OTHER APPLIANCES133	.0	.0	.0	.0	.0	.0	.0	.0
COMMUNICATION EQ134	.0	.0	.0	.0	.0	.0	.0	.0
ELEC.WIRE,CABLE 135	.0	.0	.0	.0	.0	.0	.0	.0
ELEC. IND. EQ. 136	.0	.0	.0	.0	.0	.0	.0	.0
RADIO & T.V.EQ. 137	.0	.0	.0	.0	.0	.0	.0	.0
BATTERIES 138	.0	.0	.0	.0	.0	.0	.0	.0
LIGHT BULBS 139	.0	.0	.0	.0	.0	.0	.0	.0
OTHER ELEC. EQ 140	.0	.0	.0	.0	.0	.0	.0	.0
CEMENT 141	.0	.0	.0	.0	.0	.0	.0	.0
LIME 142	.0	.0	.0	.0	.0	.0	.0	.0
PLASTER & GYPSUM143	.0	.0	.0	.0	.0	.0	.0	.0
CONCRETE PROD. 144	.0	.0	.0	.0	.0	.0	.0	.0
CLAY PRODUCTS 145	.0	.0	.0	.0	.0	.0	.0	.0
REFRACTORIES 146	.0	.0	.0	.0	.0	.0	.0	.0
STONE PRODUCTS 147	.0	.0	.0	.0	.0	.0	.0	.0
GLASS&GLASS PROD148	.0	.0	.0	.2	.0	.0	.0	.0
MIN. WOOL&INSUL.149	.0	.0	.0	.0	.0	.0	.0	.0
ASBESTOS PROD. 150	.0	.0	.0	.0	.0	.0	.0	.0

TABLE 13 VALUES OF INDUSTRY INPUTS AND FINAL EXPENDITURES, 1961 - AGGREGATION L (SEE CHAPTER 4)

INDUSTRY(COLUMNS)	CARPET RUG, MAT 41	LINDL. & COATED FAB. 42	TEXTILE BAG & CANVAS 43	OTH.TEXTILE IND. 44	HOSIERY MILLS 45	OTHER KNITTING 46	CLOTHING IND. 47	SAWMILLS 48
OTH.MINERAL PROD151	.0	.0	.0	.0	.0	.0	.0	.0
GASOLINE 152	.0	.0	.0	.1	.0	.1	.1	2.2
FUEL OIL 153	.1	.1	.1	.4	.1	.2	.3	2.4
LUB. OIL&GREASE 154	.0	.0	.0	.1	.0	.0	.1	.4
OTH.PETROL.PROD.155	.0	.2	.0	.1	.0	.0	.0	.4
EXPLOSIVES&AMMUN156	.0	.0	.0	.0	.0	.0	.0	.0
FERTILIZERS 157	.0	.0	.0	.0	.0	.0	.0	.0
PLASTIC,SYN.RESN158	.0	1.7	.0	1.4	.0	.0	.4	.0
PHARM&MEDICINES 159	.0	.0	.0	.0	.0	.0	.0	.0
PAINTS&VARNISHES160	.0	.2	.0	.0	.0	.0	.0	.8
SOAPS & CLEANERS161	.0	.0	.0	.2	.0	.0	.0	.0
VEG.OILS&REF.GLY162	.0	.3	.0	.0	.0	.0	.0	.0
TOILET&COSMETICS163	.0	.0	.0	.0	.0	.0	.0	.0
PIGMENT,DYE &INK164	.2	1.6	.2	2.0	.5	.9	.7	.0
INORGANIC CHEM. 165	.0	.1	.0	1.0	.0	.2	.0	.1
ORGANIC CHEM. 166	.0	.4	.0	.4	.1	.0	.2	.0
IND.CHEM.PROD. 167	1.2	3.1	.3	1.2	.0	.1	.1	2.0
HOUSEHOLD CHEM. 168	.0	.0	.0	.0	.0	.0	.0	.0
SCIENCE&LAB.EQ. 169	.0	.0	.0	.0	.0	.0	.0	.0
JEWELLERY 170	.0	.0	.0	.0	.0	.0	.0	.0
PLASTIC FAB.PROD171	.0	.9	.7	1.6	.0	.0	9.1	.0
SPORT GOODS&TOYS172	.0	.0	.0	.0	.0	.0	.0	.0
FUR DRESSING&DYE173	.0	.0	.0	.0	.0	.0	6.8	.0
SIGNS&DISPLAYS 174	.0	.0	.0	.0	.0	.0	.0	.0
NOTIONS 175	.0	.0	.0	.0	.0	.6	8.7	.0
WRITING EQ. 176	.0	.0	.0	.0	.0	.0	.0	.0
END PROD. NES 177	.0	.0	.1	.4	.0	.0	1.0	.0
CONSTRUCTION 178	.1	.1	.1	.6	.2	.3	.7	4.0
WH.&RETAIL TRADE179	1.7	1.2	1.9	7.0	.9	2.8	35.7	15.8
TRANSP.& STORAGE180	.5	.7	.7	3.1	.9	1.9	8.6	25.3
BROADCASTING 181	.0	.0	.0	.0	.0	.0	.0	.0
TELEPHONE&TELEG.182	.1	.1	.2	.8	.3	.3	2.5	1.7
POSTAL SERVICE 183	.0	.0	.1	.2	.2	.2	1.0	.2
ELECTRIC POWER 184	.1	.3	.1	1.0	.3	.5	1.7	5.7
OTHER UTILITIES 185	.1	.1	.0	.4	.1	.2	.5	.7
REAL ESTATE RENT186	.1	.1	.2	1.6	1.2	1.6	14.5	3.3
FINANCE&INSUR. 187	.3	.3	.1	1.3	.9	1.9	3.4	3.5
HEALTH&EDUCATION188	.0	.0	.0	.0	.0	.0	.0	.0
BUSINESS SERVICE189	.0	.1	.2	.6	.6	.7	2.7	1.8
ACCOMMOD.&MEALS 190	.0	.0	.0	.0	.0	.0	.0	.0
PERSONAL SERVICE191	.0	.1	.1	.9	.2	.3	1.3	2.3
RENT EX.R.ESTATE192	.0	.0	.0	.4	.0	.1	.6	.9
OFFICE SUPPLIES 193	.1	.1	.1	.8	.2	.3	2.3	.9
ADVERTISING 194	.3	1.1	.2	2.1	1.7	1.6	9.0	.7
TRAVEL&ENTERTAIN195	.2	.5	.7	4.8	1.0	.6	9.2	1.5
CAFETERIA SUPPL.196	.0	.0	.0	.1	.0	.0	.3	.3
OPERATING SUPPL.197	.7	.9	1.0	8.2	1.9	2.9	10.1	29.5

TABLE 13 VALUES OF INDUSTRY INPUTS AND FINAL EXPENDITURES, 1961 - AGGREGATION L (SEE CHAPTER 4)

INDUSTRY(COLUMNS)	CARPET RUG, MAT 41	LINDL. & COATED FAB. 42	TEXTILE BAG & CANVAS 43	OTH.TEXTILE IND. 44	HOSIERY MILLS 45	OTHER KNITTING 46	CLOTHING IND. 47	SAWMILLS 48
-------------------	--------------------------	-------------------------------	-------------------------------	---------------------------	------------------------	-------------------------	------------------------	----------------

TRAVEL&ENTERTAIN195	.2	.5	.7	2.1	1.7	1.8	9.0	.7
CAFETERIA SUPPL.196	.0	.0	.0	4.8	1.0	.6	9.2	1.5
OPERATING SUPPL.197	.7	.9	1.0	8.2	1.9	2.9	10.1	29.5

TABLE 13 VALUES OF INDUSTRY INPUTS AND FINAL EXPENDITURES, 1961 - AGGREGATION L (SEE CHAPTER 4)

INDUSTRY(COLUMNS) COMMODITY(ROWS)	CARPET RUG, MAT 41	LINOL. & COATED FAB. 42	TEXTILE BAG & CANVAS 43	OTH.TEXTILE IND. 44	HOSIERY MILLS 45	OTHER KNITTING 46	CLOTHING IND. 47	SAWMILLS 48
NON-COMP.IMPORTS198	.0	.1	.0	2.4	.0	.1	.0	.0
BAL.PAYMENT ADJ.199	.0	.0	.0	.0	.0	.0	.0	.0
COMMODITY TAXES 200	.0	.0	.0	.1	.0	.2	.2	.9
SUBSIDIES 201	.0	.0	.0	.0	.0	.0	.0	.0
INDIR.TX&GOV.SER202	.3	.7	.2	1.5	.4	1.0	2.6	3.9
WAGES & SALARIES203	6.6	11.0	8.4	52.6	25.1	39.2	264.3	179.0
NET-INC.UNINCORP204	.0	.0	.5	1.6	.3	.7	8.2	7.5
SURPLUS 205	2.2	1.8	2.3	10.3	4.2	6.2	28.1	40.0
SUB TOT(198-205)206	9.0	13.6	11.5	68.5	30.1	47.2	303.4	231.3
TOTAL INPUTS 207	29.6	37.3	47.1	187.1	76.3	144.8	816.9	646.7

TABLE 13 VALUES OF INDUSTRY INPUTS AND FINAL EXPENDITURES, 1961 - AGGREGATION L (SEE CHAPTER 4)

INDUSTRY (COLUMNS) COMMODITY (ROWS)	VENEER & PLYWOOD 49	SASH & DOOR & PLANING 50	OTHER WOOD IND. 51	HOUSEHOLD FURNITURE 52	OTH. FURNITURE IND. 53	PULP & PAPER MILLS 54	ASPHALT ROOFING 55	PAPER BOX & BAG MFG. 56
LIVE ANIMALS 1	.0	.0	.0	.0	.0	.0	.0	.0
GRAIN 2	.0	.0	.0	.0	.0	.0	.0	.0
FRUITS, NUTS & VEG. 3	.0	.0	.0	.0	.0	.0	.0	.0
MILK UNPROCESSED 4	.0	.0	.0	.0	.0	.0	.0	.0
EGGS IN THE SHELL 5	.0	.0	.0	.0	.0	.0	.0	.0
TOBACCO 6	.0	.0	.0	.0	.0	.0	.0	.0
OIL SEEDS 7	.0	.0	.0	.0	.0	.0	.0	.0
AGR. PROD. NES 8	.0	.0	.0	.0	.0	.2	.0	.0
FOREST PRODUCTS 9	47.9	1.7	8.2	.3	.5	343.9	.0	.0
FISH LANDINGS 10	.0	.0	.0	.0	.0	.0	.0	.0
FUR SKIN EX. RANCH 11	.0	.0	.0	.0	.0	.0	.0	.0
IRON ORE 12	.0	.0	.0	.0	.0	.0	.0	.0
METAL ORES NES 13	.0	.0	.0	.0	.0	.1	.0	.0
RADIOACTIVE ORES 14	.0	.0	.0	.0	.0	.0	.0	.0
GOLD ORES 15	.0	.0	.0	.0	.0	.0	.0	.0
COAL 16	.0	.1	.2	.3	.2	18.9	.0	.2
CRUDE MINERAL OIL 17	.0	.0	.0	.0	.0	.0	.0	.0
NATURAL GAS 18	.0	.0	.0	.0	.0	1.6	.0	.0
PROD. REL. TO MINES 19	.0	.0	.0	.0	.0	6.8	.0	.0
ASBESTOS, FIBRES 20	.0	.0	.0	.0	.0	.0	.5	.0
CLAY & GYPSUM 21	.0	.0	.0	.0	.0	2.1	.0	.0
SALT 22	.0	.0	.0	.0	.0	.4	.0	.0
CRUDE MINERAL NES 23	.0	.0	.0	.0	.0	5.2	.8	.0
MEAT 24	.0	.0	.0	.0	.0	.0	.0	.0
HIDES & SKINS 25	.0	.0	.0	.0	.0	.0	.0	.0
ANIMAL FATS & OILS 26	.0	.0	.0	.0	.0	.0	.0	.0
MEAT BY-PROD. NES 27	.0	.0	.0	.0	.0	.0	.0	.0
POULTRY 28	.0	.0	.0	.0	.0	.0	.0	.0
MILK PROCESSED 29	.0	.0	.0	.0	.0	.0	.0	.0
BUTTER 30	.0	.0	.0	.0	.0	.0	.0	.0
CHEESE EX. PROCESS 31	.0	.0	.0	.0	.0	.0	.0	.0
DAIRY PROD. NES 32	.0	.0	.0	.0	.0	.0	.0	.0
PROCESS CHEESE 33	.0	.0	.0	.0	.0	.0	.0	.0
FISH PRODUCTS 34	.0	.0	.0	.0	.0	.0	.0	.0
FRUIT & VEG. CANNED 35	.0	.0	.0	.0	.0	.0	.0	.0
FEEDS & CONC. 36	.0	.0	.0	.0	.0	.0	.0	.0
FLOUR MILL PROD. 37	.0	.0	.0	.0	.0	.1	.0	.0
CEREAL PROD. 38	.0	.0	.0	.0	.0	.0	.0	.0
BISCUITS, 39	.0	.0	.0	.0	.0	.0	.0	.0
BAKERY PRODUCTS 40	.0	.0	.0	.0	.0	.0	.0	.0
CONFECTIONERY 41	.0	.0	.0	.0	.0	.0	.0	.0
SUGAR & MOLASSES 42	.0	.0	.0	.0	.0	.0	.0	.0
VEG. OIL & FATS 43	.1	.0	.0	.0	.0	.5	.0	.0
TEA & COFFEE 44	.0	.0	.0	.0	.0	.0	.0	.0
MISC. FOOD PROD. 45	.0	.0	.0	.0	.0	4.2	.0	.0
SOFT DRINKS & CONC. 46	.0	.0	.0	.0	.0	.0	.0	.0
DISTILLERY PROD. 47	.0	.0	.0	.1	.1	.0	.0	.0
BREWERY & WINERY 48	.0	.0	.0	.0	.0	.0	.0	.0
TOBACCO PROCESSED 49	.0	.0	.0	.0	.0	.0	.0	.0
TOBACCO PRODUCTS 50	.0	.0	.0	.0	.0	.0	.0	.0

TABLE 13 VALUES OF INDUSTRY INPUTS AND FINAL EXPENDITURES, 1961 - AGGREGATION L (SEE CHAPTER 4)

INDUSTRY (COLUMNS)	VENEER &	SASH & DOOR	OTHER WOOD	HOUSEHOLD	OTH. FURNITURE	PULP & PAPER	ASPHALT	PAPER BOX
--------------------	----------	-------------	------------	-----------	----------------	--------------	---------	-----------

SOFT DRINKS&CONC.	46	.0	.0	.0	.0	.0	.0	.0	.0
DISTILLERY PROD.	47	.0	.0	.0	.1	.1	.0	.0	.0
BREWERY & WINERY	48	.0	.0	.0	.0	.0	.0	.0	.0
TOBACCO PROCESSED	49	.0	.0	.0	.0	.0	.0	.0	.0
TOBACCO PRODUCTS	50	.0	.0	.0	.0	.0	.0	.0	.0

TABLE 13 VALUES OF INDUSTRY INPUTS AND FINAL EXPENDITURES, 1961 - AGGREGATION L (SEE CHAPTER 4)

INDUSTRY (COLUMNS)	VENEUR & PLYWOOD 49	SASH&DOOR & PLANING 50	OTHER WOOD IND. 51	HOUSEHOLD FURNITURE 52	OTH. FURNITURE IND. 53	PULP&PAPER MILLS 54	ASPHALT ROOFING 55	PAPER BOX & BAG MFG. 56
COMMODITY (ROWS)	49	50	51	52	53	54	55	56
FOOTWEAR RUBBER	51	.0	.0	.0	.0	.0	.0	.0
TIRES & TUBES	52	.0	.0	.0	.0	.0	.0	.0
RUBBER PROD. NES	53	.0	.0	.0	5.1	2.0	.0	.3
LEATHER	54	.0	.0	.0	.3	.2	.0	.0
FOOTWEAR LEATHER	55	.0	.0	.0	.0	.0	.0	.0
LEATHER PROD. NES	56	.0	.0	.0	.0	.0	.0	.0
COTTON FIBRE&YARN	57	.0	.0	.0	.0	.0	.0	.0
COTTON FABRICS	58	.0	.2	.2	3.0	3.6	.0	.1
WOOL YARN&FABRIC	59	.0	.2	.2	.4	.6	12.8	.0
SYNTH. FIBRE&YARN	60	.0	.0	.0	.0	.0	.0	.0
SYNTH. FABRICS	61	.0	.0	.5	7.2	5.8	.9	.0
CARPETING	62	.0	.0	.0	.0	.0	.0	.0
LINOL&COATED FABR	63	.0	.0	.0	4.6	3.1	.0	.4
CANVAS PRODUCTS	64	.0	.0	.0	.0	.0	.0	.0
TEXTILE CONTAINERS	65	.0	.0	.0	.0	.0	.0	.0
FELTS	66	.0	.0	.0	.0	.0	.1	.0
CORDAGE & TWINE	67	.0	.0	.0	.0	.0	.0	.4
OTHER FABRICS	68	.0	.0	.0	.7	.5	.1	.5
TEXTILE PROD. NES	69	.0	.0	.0	1.5	2.9	.0	.5
HOSIERY	70	.0	.0	.0	.0	.0	.0	.0
KNITTED FABRICS	71	.0	.0	.0	.0	.0	.0	.0
KNITTED CLOTHING	72	.0	.0	.0	.0	.0	.0	.0
FUR CLOTHING	73	.0	.0	.0	.0	.0	.0	.0
CLOTHING NES	74	.0	.0	.0	.0	.0	.0	.0
PULP CHIPS&WASTE	75	.3	.0	.1	.0	.0	35.6	.0
LUMBER, SAWN PROD.	76	.6	51.7	10.6	13.4	5.4	5.8	1.4
VENEUR&PLYWOOD	77	5.9	9.3	1.2	5.9	3.1	.0	.2
MILLWORK (WOOD)	78	.4	.1	.2	.4	.1	.0	.0
WOODEN CONTAINERS	79	.2	.0	.0	.1	.1	.9	.0
WOOD PROD. NES	80	1.0	.0	3.5	1.6	.7	.0	.0
HOUSE FURNITURE	81	.0	.0	.0	6.5	1.9	.0	.0
FURNITURE OTHER	82	.0	.0	.0	.1	1.0	.0	.0
PULP	83	.0	.0	.0	.0	.0	52.0	.2
PAPER STOCK	84	.2	.2	.1	.6	.4	8.5	140.2
AO PULP & PAPER	85	.1	.1	.0	1.1	.3	16.8	1.9
PAPER BLDG. PROD.	86	.0	.3	.0	.0	.0	.2	.0
PAPER CARTONS	87	.2	.1	.3	2.7	1.8	4.0	2.0
CONVERTED PAPER	88	.1	.0	.5	.1	.1	1.9	18.6
PRINTED MATTER	89	.0	.0	.0	.0	.1	.0	.0
PRINT. & PUBLISHING	90	.0	.0	.0	.0	.0	.0	5.4
PIG IRON, STEEL	91	.0	.0	.0	.0	.0	.0	.0
BAR&RODS, STEEL	92	.0	.0	.0	.0	.0	.0	.0
PLATE, SHEET, STRIP	93	.0	.0	.1	.7	4.5	.0	.3
STRUCTURAL&RAILS	94	.0	.0	.0	.0	.0	.0	.0
STEEL CASTINGS	95	.0	.0	.0	.0	.0	.0	.0
GRAPHITE, CARBON	96	.0	.0	.2	.0	.0	1.1	.0
PIPES & TUBES	97	.0	.0	.0	1.1	2.7	.0	.0
IRON CASTINGS	98	.0	.0	.0	.1	.7	.0	.0
MET. PRIMARY FORM	99	.0	.0	.0	.6	.0	.4	.0
ALUMINUM ROLLED	100	.0	.1	.0	.2	.2	.0	.5

TABLE 13 VALUES OF INDUSTRY INPUTS AND FINAL EXPENDITURES, 1961 - AGGREGATION L (SEE CHAPTER 4)

INDUSTRY (COLUMNS) COMMODITY (ROWS)	VENEER & PLYWOOD 49	SASH&DOOR & PLANING 50	OTHER WOOD IND. 51	HOUSEHOLD FURNITURE 52	OTH. FURNITURE IND. 53	PULP&PAPER MILLS 54	ASPHALT ROOFING 55	PAPER BOX & BAG MFG. 56
COPPER ROLLED 101	.0	.0	.0	.0	.0	.0	.0	.0
NON-FERROUS MET. 102	.0	.0	.0	.0	.0	.0	.0	.0
PLATE, TANK, BOIL. 103	.0	.0	.0	.0	.0	.0	.0	.0
BASIC STEEL PROD 104	.0	.5	.6	.0	.1	.0	.0	.0
ARCH. METAL PROD 105	.0	.0	.0	.0	.0	.0	.0	.0
METAL CONTAINERS 106	.0	.0	.0	.0	.0	.1	.5	.0
BASIC METAL PROD 107	.0	3.0	.4	1.0	.7	.0	.0	.1
METAL HOUSEWARE 108	.0	.0	.0	.0	.0	.0	.0	.0
WIRE&WIRE PROD. 109	.0	.3	1.1	7.1	8.9	13.3	.0	.3
HARDWARE NES 110	.0	.8	1.3	2.8	2.9	.0	.0	.0
TOOLS&CUTTING EQ 111	.0	.0	.0	.0	.0	.0	.0	.0
HEATING EQ. 112	.0	.0	.0	.0	.0	.0	.0	.0
FORG.&PLUMB.EQ. 113	.0	.0	.0	.0	.0	.0	.0	.0
MISC.METAL FAB. 114	.0	.0	.0	.0	.0	.0	.0	.0
AGR.IMPLEMENTS 115	.0	.0	.0	.0	.0	.0	.0	.0
INDUSTRIAL MACH. 116	.0	.0	.0	.0	.0	.0	.0	.0
REFRIG.&AIR CON. 117	.0	.0	.0	.0	.0	.0	.0	.0
OFFICE&STORE MCH 118	.0	.0	.0	.0	.1	.9	.1	.1
AIRCRAFT & PARTS 119	.0	.0	.0	.0	.0	.0	.0	.0
AIRCRAFT REPAIR 120	.0	.0	.0	.0	.0	.0	.0	.0
PASSENGER CARS 121	.0	.0	.0	.0	.0	.0	.0	.0
COM. VEHICLES 122	.0	.0	.0	.0	.0	.0	.0	.0
COM. TRAILERS 123	.0	.0	.0	.0	.0	.0	.0	.0
VEH. BODY, TRAIL. 124	.0	.0	.0	.0	.0	.0	.0	.0
MOTOR VEH. PARTS 125	.0	.0	.0	.0	.0	.0	.0	.0
RLY. ROLL. STOCK 126	.0	.0	.0	.0	.0	.0	.0	.0
SHIPS & BOATS 127	.0	.0	.0	.0	.0	.0	.0	.0
OTHER VEHICLES 128	.0	.0	.0	.0	.0	.0	.0	.0
SHIP REPAIR 129	.0	.0	.0	.0	.0	.0	.0	.0
SMALL APPLIANCES 130	.0	.0	.0	.0	.0	.0	.0	.0
REFRIG. & FREEZER 131	.0	.0	.0	.0	.0	.0	.0	.0
STOVES & RANGES 132	.0	.0	.0	.0	.0	.0	.0	.0
OTHER APPLIANCES 133	.0	.0	.0	.0	.0	.0	.0	.0
COMMUNICATION EQ 134	.0	.0	.0	.0	.0	.0	.0	.0
ELEC. WIRE, CABLE 135	.0	.0	.0	.0	.0	.0	.0	.0
ELEC. IND. EQ. 136	.0	.0	.0	.0	.0	.0	.0	.0
RADIO & T.V. EQ. 137	.0	.0	.0	.0	.0	.0	.0	.0
BATTERIES 138	.0	.0	.0	.0	.0	.0	.0	.0
LIGHT BULBS 139	.0	.0	.0	.0	1.8	.0	.0	.0
OTHER ELEC. EQ 140	.0	.0	.0	.0	.0	.0	.0	.0
CEMENT 141	.0	.0	.0	.0	.0	.0	.0	.0
LIME 142	.0	.0	.0	.0	.0	1.8	.0	.0
PLASTER & GYPSUM 143	.0	.0	.0	.0	.0	.0	.0	.0
CONCRETE PROD. 144	.0	.0	.0	.0	.0	.0	.0	.0
CLAY PRODUCTS 145	.0	.0	.0	.0	.0	.0	.0	.0
REFRACTORIES 146	.0	.0	.0	.0	.0	.4	.0	.0
STONE PRODUCTS 147	.0	.0	.0	.0	.0	.0	2.9	.0
GLASS&GLASS PROD 148	.0	3.7	.0	1.7	.7	.0	.1	.0
MIN. WOOL&INSUL. 149	.0	.0	.0	.0	.0	.0	.0	.0
ASBESTOS PROD. 150	.0	.0	.0	.0	.0	.0	.0	.0

CLAY PRODUCTS 145	.0	.0	.0	.0	.0	.0	.0	.0	.0
REFRACTORIES 146	.0	.0	.0	.0	.0	.4	.0	.0	.0
STONE PRODUCTS 147	.0	.0	.0	.0	.0	.0	2.9	.0	.0
GLASS&GLASS PROD148	.0	3.7	.0	.0	1.7	.7	.0	.1	.0
MIN. WOOL&INSUL.149	.0	.0	.0	.0	.0	.0	.0	.0	.0
ASBESTOS PROD. 150	.0	.0	.0	.0	.0	.0	.0	.0	.0

TABLE 13 VALUES OF INDUSTRY INPUTS AND FINAL EXPENDITURES, 1961 - AGGREGATION L (SEE CHAPTER 4)

INDUSTRY (COLUMNS)	VENEER & PLYWOOD 49	SASH&DOOR & PLANING 50	OTHER WOOD IND. 51	HOUSEHOLD FURNITURE 52	OTHER FURNITURE IND. 53	PULP&PAPER MILLS 54	ASPHALT ROOFING 55	PAPER BOX & BAG MFG. 56
COMMODITY (ROWS)								
OTH. MINERAL PROD151	.0	.1	.2	.4	.3	.6	.1	.0
GASOLINE 152	.1	.3	.1	.1	.1	.2	.0	.1
FUEL OIL 153	.1	.2	.1	.2	.2	15.3	.2	.4
LUB. OIL&GREASE 154	.1	.1	.0	.0	.0	1.1	.0	.1
OTH. PETROL. PROD.155	.1	.0	2.8	.0	.0	.7	3.0	1.1
EXPLOSIVES&AMMUN156	.0	.0	.0	.0	.0	.0	.0	.0
FERTILIZERS 157	.0	.0	.0	.0	.0	.0	.0	.0
PLASTIC, SYN. RESN158	6.6	.1	.5	.0	.0	1.3	1.7	4.7
PHARM&MEDICINES 159	.0	.0	.0	.0	.0	.0	.0	.0
PAINTS&VARNISHES160	.5	.5	.7	.0	1.8	.2	.0	.0
SOAPS & CLEANERS161	.0	.0	.0	.0	.0	.0	.0	.0
VEG. OILS&REF. GLY162	.0	.0	.0	.0	.0	.1	.0	.0
TOILET&COSMETICS163	.0	.0	.0	.0	.0	.0	.0	.0
PIGMENT, DYE & INK164	.1	.0	.0	.0	.0	3.1	.6	4.9
INORGANIC CHEM. 165	.1	.0	.0	.0	.0	36.4	.0	.2
ORGANIC CHEM. 166	.0	.0	.0	.0	.0	.0	.0	.0
IND. CHEM. PROD. 167	.7	.8	.3	.9	.3	7.4	.7	3.8
HOUSEHOLD CHEM. 168	.0	.2	.0	.4	.1	.0	.0	.0
SCIENCE&LAB. EQ. 169	.0	.0	.0	.0	.0	.0	.0	.0
JEWELLERY 170	.0	.0	.0	.0	.0	.0	.0	.0
PLASTIC FAB. PROD171	.1	.9	.0	6.5	3.3	.1	.0	9.2
SPORT GOODS&TOYS172	.0	.0	.0	.0	.0	.0	.0	.0
FUR DRESSING&DYE173	.0	.0	.0	.0	.0	.0	.0	.0
SIGNS&DISPLAYS 174	.0	.0	.0	.0	.0	.0	.0	.0
NOTIONS 175	.0	.0	.0	.0	.0	.0	.0	.0
WRITING EQ. 176	.0	.0	.0	.0	.0	.0	.0	.0
END PROD. NES 177	.0	.0	.0	.3	.0	.1	.0	.0
CONSTRUCTION 178	.8	.7	.3	.6	.4	6.9	.4	1.0
WH. & RETAIL TRADE179	5.0	10.9	4.5	10.7	7.8	19.7	1.0	6.5
TRANSP. & STORAGE180	4.1	11.2	4.4	5.1	3.0	56.3	1.9	12.6
BROADCASTING 181	.0	.0	.0	.0	.0	.0	.0	.0
TELEPHONE&TELEG.182	.4	1.3	.5	.9	.7	2.7	.3	1.7
POSTAL SERVICE 183	.0	.1	.0	.3	.2	.4	.0	.2
ELECTRIC POWER 184	1.8	1.2	.8	1.1	.8	60.4	.3	1.1
OTHER UTILITIES 185	.6	.1	.2	.1	.2	7.6	.1	.4
REAL ESTATE RENT186	.2	1.7	1.1	2.2	2.4	2.2	.3	3.5
FINANCE&INSUR. 187	1.6	1.7	1.0	1.1	1.0	9.0	.6	1.4
HEALTH&EDUCATION188	.0	.0	.0	.0	.0	.0	.0	.0
BUSINESS SERVICE189	.3	.5	.1	1.2	.7	5.6	.1	.9
ACCOMMOD. & MEALS 190	.0	.0	.0	.0	.0	.0	.0	.0
PERSONAL SERVICE191	.6	.2	.2	.6	.5	7.1	.1	.8
RENT EX. R. ESTATE192	.2	.2	.0	.1	.2	1.2	.0	.9
OFFICE SUPPLIES 193	.3	.5	.2	.6	.5	2.1	.1	.9
ADVERTISING 194	.8	.8	.5	3.3	2.1	4.5	.8	.4
TRAVEL&ENTERTAIN195	1.3	1.0	.9	1.7	1.7	5.1	.5	2.9
CAFETERIA SUPPL.196	.1	.0	.1	.1	.1	.4	.0	.1
OPERATING SUPPL.197	7.1	3.8	2.5	5.0	2.0	70.1	1.3	7.7

TABLE 13 VALUES OF INDUSTRY INPUTS AND FINAL EXPENDITURES, 1961 - AGGREGATION L (SEE CHAPTER 4)

INDUSTRY (COLUMNS)	VENEER & PLYWOOD 49	SASH & DOOR & PLANING 50	OTHER WOOD IND. 51	HOUSEHOLD FURNITURE 52	OTH. FURNITURE IND. 53	PULP & PAPER MILLS 54	ASPHALT ROOFING 55	PAPER BOX & BAG MFG. 56
NON-COMP. IMPORTS 198	.0	.0	.0	.0	.0	.0	.0	.0
BAL. PAYMENT ADJ. 199	.0	.0	.0	.0	.0	.0	.0	.0
COMMODITY TAXES 200	.1	.3	.1	.1	.2	.7	.0	.2
SUBSIDIES 201	.0	.0	.0	.0	.0	.0	.0	.0
INDIR. TX & GOV. SER 202	.6	1.2	.7	1.4	1.6	22.0	.4	2.8
WAGES & SALARIES 203	45.1	48.3	29.6	69.4	51.9	371.2	9.1	80.6
NET-INC. UNINCORP 204	.0	3.4	1.1	5.6	1.4	.0	.0	.4
SURPLUS 205	9.5	10.7	8.9	13.0	15.2	385.2	9.1	23.2
SUB TOT (198-205) 206	55.3	63.9	40.4	89.5	70.3	779.3	18.6	107.2
TOTAL INPUTS 207	145.9	175.0	92.1	207.3	159.0	1647.5	45.5	348.4

TABLE 14 VALUES OF INDUSTRY INPUTS AND FINAL EXPENDITURES, 1961 - AGGREGATION L (SEE CHAPTER 4)

INDUSTRY (COLUMNS)	ALUM. PAPER CONVERTERS	PRINTING & PUBLISHING	IRON & STEEL MILLS & TOOL MILLS	STEEL PIPE FOUNDRIES	IRON FOUNDRIES	SMELTING & REFINING	ALUM. BOLLERS & CASES	LEADED BOLLERS & CASES
--------------------	------------------------	-----------------------	---------------------------------	----------------------	----------------	---------------------	-----------------------	------------------------

TABLE 13 VALUES OF INDUSTRY INPUTS AND FINAL EXPENDITURES, 1961 - AGGREGATION L (SEE CHAPTER 4)

INDUSTRY (COLUMNS)	AD PAPER CONVERTERS 57	PRINT., PUBLISHING 58	IRON & STEEL MILLS & TUBE MILLS 59	STEEL PIPE MILLS 60	IRON FOUNDRIES 61	SMELTING & REFINING 62	ALUM.ROLL., CAST. 63	COPPER ROLL. CAST. 64
LIVE ANIMALS 1	.0	.0	.0	.0	.0	.0	.0	.0
GRAIN 2	.0	.0	.0	.0	.0	.0	.0	.0
FRUITS,NUTS & VEG.3	.0	.0	.0	.0	.0	.0	.0	.0
MILK UNPROCESSED 4	.0	.0	.0	.0	.0	.0	.0	.0
EGGS IN THE SHELL 5	.0	.0	.0	.0	.0	.0	.0	.0
TOBACCO 6	.0	.0	.0	.0	.0	.0	.0	.0
OIL SEEDS 7	.0	.0	.0	.0	.0	.0	.0	.0
AGR. PROD. NES 8	.0	.0	.0	.0	.0	.0	.0	.0
FOREST PRODUCTS 9	.0	.0	.2	.0	.0	.0	.0	.0
FISH LANDINGS 10	.0	.0	.0	.0	.0	.0	.0	.0
FUR SKIN EX.RANCH11	.0	.0	.0	.0	.0	.0	.0	.0
IRON ORE 12	.0	.0	87.9	.0	.0	.0	.0	.0
METAL ORES NES 13	.0	.0	3.8	.0	.0	602.4	.0	.0
RADIOACTIVE ORES 14	.0	.0	.0	.0	.0	68.9	.0	.0
GOLD ORES 15	.0	.0	.0	.0	.0	.2	.0	.0
COAL 16	.1	.2	45.6	.0	.4	10.3	.0	.1
CRUDE MINERAL OIL17	.0	.0	.0	.0	.0	.0	.0	.0
NATURAL GAS 18	.0	.1	.5	.1	.0	.5	.0	.0
PROD.REL.TO MINFS19	.0	.0	.0	.0	.0	.6	.0	.0
ASBESTOS, FIBRES 20	.1	.0	.0	.0	.0	.0	.0	.0
CLAY & GYPSUM 21	.4	.0	1.4	.0	.1	.0	.0	.0
SALT 22	.0	.0	.0	.0	.0	.6	.0	.0
CRUDE MINERAL NES23	.0	.0	3.2	.0	.6	2.6	.0	.0
MEAT 24	.0	.0	.0	.0	.0	.0	.0	.0
HIDES & SKINS 25	.0	.0	.0	.0	.0	.0	.0	.0
ANIMAL FATS&OILS 26	.0	.0	.0	.0	.0	.0	.0	.0
MEAT BY-PROD.NES 27	.0	.0	.0	.0	.0	.0	.0	.0
POULTRY 28	.0	.0	.0	.0	.0	.0	.0	.0
MILK PROCESSED 29	.0	.0	.0	.0	.0	.0	.0	.0
BUTTER 30	.0	.0	.0	.0	.0	.0	.0	.0
CHEESE EX.PROCESS31	.0	.0	.0	.0	.0	.0	.0	.0
DAIRY PROD. NES 32	.2	.0	.0	.0	.0	.0	.0	.0
PROCESS CHEESE 33	.0	.0	.0	.0	.0	.0	.0	.0
FISH PRODUCTS 34	.0	.0	.0	.0	.0	.0	.0	.0
FRUIT&VEG.CANNED 35	.0	.0	.0	.0	.0	.0	.0	.0
FEEDS & CONC. 36	.0	.0	.0	.0	.0	.0	.0	.0
FLOUR MILL PROD. 37	.0	.0	.0	.0	.0	.0	.0	.0
CEREAL PROD. 38	.0	.0	.0	.0	.0	.0	.0	.0
BISCUITS, 39	.0	.0	.0	.0	.0	.0	.0	.0
BAKERY PRODUCTS 40	.0	.0	.0	.0	.0	.0	.0	.0
CONFECTIONERY 41	.0	.0	.0	.0	.0	.0	.0	.0
SUGAR&MOLASSES 42	.0	.0	.0	.0	.0	.0	.0	.0
VEG.OIL & FATS 43	.0	.0	.9	.0	.0	.0	.1	.1
TEA & COFFEE 44	.0	.0	.0	.0	.0	.0	.0	.0
MISC.FOOD PROD. 45	.0	.0	.0	.0	.0	.0	.0	.0
SOFT DRINKS&CONC.46	.0	.0	.0	.0	.0	.0	.0	.0
DISTILLERY PROD. 47	.0	.0	.0	.0	.0	.0	.0	.0
BREWERY & WINERY 48	.0	.0	.0	.0	.0	.0	.0	.0
TOBACCO PROCESSED49	.0	.0	.0	.0	.0	.0	.0	.0
TOBACCO PRODUCTS 50	.0	.0	.0	.0	.0	.0	.0	.0

TABLE 13 VALUES OF INDUSTRY INPUTS AND FINAL EXPENDITURES, 1961 - AGGREGATION L (SEE CHAPTER 4)

INDUSTRY (COLUMNS) COMMODITY (ROWS)	AO PAPER CONVERTERS 57	PRINT., PUBLISHING 58	IRON & STEEL MILLS 59	STEEL PIPE & TUBE MILLS 60	IRON FOUNDRIES 61	SMELTING & REFINING 62	ALUM. ROLL., CAST. 63	COPPER ROLL. CAST. 64
FOOTWEAR RUBBER 51	.0	.0	.0	.0	.0	.0	.0	.0
TIRES & TUBES 52	.0	.0	.0	.0	.0	.0	.0	.0
RUBBER PROD. NES 53	.0	.1	.0	.4	.3	.0	.0	.0
LEATHER 54	.0	.0	.0	.0	.0	.0	.0	.0
FOOTWEAR LEATHER 55	.0	.0	.0	.0	.0	.0	.0	.0
LEATHER PROD. NES 56	.0	.0	.0	.0	.0	.0	.0	.0
COTTON FIBRE&YARN 57	.0	.0	.0	.0	.0	.0	.0	.0
COTTON FABRICS 58	.7	1.1	.0	.0	.0	.2	.0	.0
WOOL YARN&FABRIC 59	.0	.0	.0	.0	.0	.0	.0	.0
SYNTH. FIBRE&YARN 60	.5	.0	.0	.0	.0	.0	.0	.0
SYNTH. FABRICS 61	.0	2.6	.0	.0	.0	.0	.0	.0
CARPETING 62	.0	.0	.0	.0	.0	.0	.0	.0
LINOL&COATED FABR 63	.1	.8	.0	.0	.0	.0	.0	.0
CANVAS PRODUCTS 64	.0	.0	.0	.0	.0	.0	.0	.0
TEXTILE CONTAINERS 65	.0	.0	.0	.0	.0	.0	.0	.0
FELTS 66	.1	.0	.0	.0	.0	.0	.0	.0
CORDAGE & TWINE 67	.0	.1	.0	.0	.0	.0	.0	.0
OTHER FABRICS 68	.0	.0	.0	.0	.0	.0	.0	.0
TEXTILE PROD. NES 69	.2	.1	.0	.0	.0	.0	.0	.0
HOSIERY 70	.0	.0	.0	.0	.0	.0	.0	.0
KNITTED FABRICS 71	.0	.0	.0	.0	.0	.0	.0	.0
KNITTED CLOTHING 72	.0	.0	.0	.0	.0	.0	.0	.0
FUR CLOTHING 73	.0	.0	.0	.0	.0	.0	.0	.0
CLOTHING NES 74	.0	.0	.0	.0	.0	.0	.0	.0
PULP CHIPS&WASTE 75	.0	.0	.1	.0	.0	.0	.0	.0
LUMBER, SAWN PROD. 76	1.2	.0	.0	.0	.1	.0	.0	.1
VENEER&PLYWOOD 77	.0	.0	.0	.0	.0	.0	.0	.0
MILLWORK (WOOD) 78	.0	.0	.0	.0	.0	.0	.0	.0
WOODEN CONTAINERS 79	.1	.0	1.6	.0	.0	.0	.3	.4
WOOD PROD. NES 80	.0	.1	.0	.2	.0	.0	.0	.0
HOUSE FURNITURE 81	.0	.0	.0	.4	.0	.0	.0	.0
FURNITURE OTHER 82	.0	.0	.0	.0	.0	.0	.0	.0
PULP 83	.5	.0	.0	.0	.0	.0	.0	.0
PAPER STOCK 84	46.6	156.8	1.1	.3	.1	.0	.2	.0
AO PULP & PAPER 85	8.5	.0	.0	.0	.0	.0	.9	.0
PAPER BLDG. PROD. 86	.0	.0	.0	.0	.0	.0	.0	.0
PAPER CARTONS 87	3.2	1.9	.1	.1	.1	.8	.4	.1
CONVERTED PAPER 88	5.9	2.5	.1	.0	.0	.0	.0	.0
PRINTED MATTER 89	.3	1.7	.0	.0	.0	.0	.0	.0
PRINT. & PUBLISHING 90	.4	64.1	.0	.0	.0	.0	.0	.0
PIG IRON, STEEL 91	.0	.0	30.8	12.3	7.8	1.2	1.2	.2
BAR&RODS, STEEL 92	.0	.0	5.5	.1	.3	1.7	.0	.0
PLATE, SHEET, STRIP 93	.0	.0	3.6	75.8	.5	.0	.0	.0
STRUCTURAL&RAILS 94	.0	.0	.2	.0	.0	.2	.0	.0
STEEL CASTINGS 95	.0	.0	.0	.0	.5	.4	.0	.0
GRAPHITE, CARBON 96	.9	.0	2.7	.1	.0	16.3	.0	.0
PIPES & TUBES 97	.0	.0	.0	.0	.0	.0	.0	.0
IRON CASTINGS 98	.0	.0	8.4	.0	.8	.6	.0	.0
MET. PRIMARY FORM 99	.1	.0	50.8	.5	3.3	306.2	56.8	82.0
ALUMINUM ROLLED 100	5.3	.0	.0	.0	.1	.4	6.0	.7

TABLE 13 VALUES OF INDUSTRY INPUTS AND FINAL EXPENDITURES, 1961 - AGGREGATION L (SEE CHAPTER 4)

INDUSTRY (COLUMNS) COMMODITY (ROWS)	AO PAPER CONVERTERS 57	PRINT., PUBLISHING 58	IRON & STEEL MILLS 59	STEEL PIPE & TUBE MILLS 60	IRON FOUNDRIES 61	SMELTING & REFINING 62	ALUM. ROLL., CAST. 63	COPPER ROLL. CAST. 64
--	------------------------------	-----------------------------	-----------------------------	----------------------------------	-------------------------	------------------------------	-----------------------------	-----------------------------

GRAPHITE, CARBON 96	.9	.0	2.7	.1	.0	16.3	.0	.0
PIPES & TUBES 97	.0	.0	.0	.0	.0	.0	.0	.0
IRON CASTINGS 98	.0	.0	8.4	.0	.8	.6	.0	.0
MET.PRIMARY FURN 99	.1	.0	50.8	.5	8.3	306.2	56.8	82.0
ALUMINUM ROLLED 100	5.3	.0	.0	.0	.1	.4	6.0	.7

TABLE 13 VALUES OF INDUSTRY INPUTS AND FINAL EXPENDITURES, 1961 - AGGREGATION L (SEE CHAPTER 4)

INDUSTRY (COLUMNS) COMMODITY (ROWS)	AG PAPER CONVERTERS 57	PRINT., PUBLISHING 58	IRON & STEEL MILLS 59	STEEL PIPE & TUBE MILLS 60	IRON FOUNDRIES 61	SMELTING & REFINING 62	ALUM.ROLL., CAST. 63	COPPER ROLL. CAST. 64
COPPER ROLLED 101	.0	.0	.0	.0	.5	.0	.0	.2
NON-FERROUS MET.102	.0	4.0	.0	.0	1.1	.2	.1	1.5
PLATE, TANK, BOIL.103	.0	.0	.0	.0	.0	.0	.0	.0
BASIC STEEL PROD104	.3	.0	.7	.7	.4	.0	.3	.0
ARCH. METAL PROD105	.0	.0	.0	.0	.0	.0	.0	.0
METAL CONTAINERS106	.0	.0	.1	.0	.0	.0	.0	.1
BASIC METAL PROD107	.1	.0	.0	.0	.3	.0	.0	.0
METAL HOUSEWARE 108	.0	.0	.0	.0	.0	.0	.0	.0
WIRE&WIRE PROD. 109	.0	.1	.6	.2	.4	.0	.0	.0
HARDWARE NES 110	.0	.0	.0	.0	.1	.0	.0	.0
TOOLS&CUTTING EQ111	.0	.0	.0	.0	.0	.0	.1	.0
HEATING EQ. 112	.0	.0	.0	.0	.0	.0	.1	.0
FORG.&PLUMB.EQ. 113	.0	.0	.0	.0	.3	.0	.0	.0
MISC.METAL FAB. 114	.0	.0	2.1	.2	.8	.0	.3	.1
AGR.IMPLEMENTS 115	.0	.0	.0	.0	.0	.0	.0	.0
INDUSTRIAL MACH.116	.0	.0	6.4	.7	.1	1.8	.0	.0
REFRIG.&AIR CON.117	.0	.0	.0	.0	.0	.0	.0	.0
OFFICE&STORE MCH118	.1	.5	.6	.1	.0	.7	.6	.1
AIRCRAFT & PARTS119	.0	.0	.0	.0	.0	.0	.0	.0
AIRCRAFT REPAIR 120	.0	.0	.0	.0	.0	.0	.0	.0
PASSENGER CARS 121	.0	.0	.0	.0	.0	.0	.0	.0
COM. VEHICLES 122	.0	.0	.0	.0	.0	.0	.0	.0
COM. TRAILERS 123	.0	.0	.0	.0	.0	.0	.0	.0
VEH. BODY, TRAIL.124	.0	.0	.0	.0	.0	.0	.0	.0
MOTOR VEH. PARTS125	.0	.0	.0	.0	.0	.0	.0	.0
RLY.ROLL. STOCK 126	.0	.0	.0	.0	.0	.1	.0	.0
SHIPS & BOATS 127	.0	.0	.0	.0	.0	.0	.0	.0
OTHER VEHICLES 128	.0	.0	.0	.0	.0	.0	.0	.0
SHIP REPAIR 129	.0	.0	.0	.0	.0	.0	.0	.0
SMALL APPLIANCES130	.0	.0	.0	.0	.0	.0	.0	.0
REFRIG.& FREEZER131	.0	.0	.0	.0	.0	.0	.0	.0
STOVES & RANGES 132	.0	.0	.0	.0	.0	.0	.0	.0
OTHER APPLIANCES133	.0	.0	.0	.0	.0	.0	.0	.0
COMMUNICATION EQ134	.0	.0	.0	.0	.0	.0	.0	.0
ELEC.WIRE,CABLE 135	.0	.0	.0	.0	.0	.0	.0	.0
ELEC. IND. EQ. 136	.0	.0	.0	.0	.0	.0	.0	.0
RADIO & T.V.EQ. 137	.0	.0	.0	.0	.0	.0	.0	.0
BATTERIES 138	.0	.0	.0	.0	.0	.0	.0	.0
LIGHT BULBS 139	.0	.0	.0	.0	.0	.0	.0	.0
OTHER ELEC. EQ 140	.0	.0	.0	.0	.0	.0	.0	.0
CEMENT 141	.0	.0	.0	.0	.0	.0	.0	.0
LIME 142	.0	.0	1.7	.0	.0	.5	.0	.0
PLASTER & GYPSUM143	.1	.0	.0	.0	.0	.0	.0	.0
CONCRETE PROD. 144	.0	.0	.0	.0	.0	.0	.0	.0
CLAY PRODUCTS 145	.0	.0	.0	.0	.0	.0	.0	.0
REFRACTORIES 146	.0	.0	13.9	.1	.3	6.1	.0	.0
STONE PRODUCTS 147	.0	.0	.0	.0	.0	.0	.0	.0
GLASS&GLASS PROD148	.2	.0	.0	.0	.0	.0	.0	.0
MIN. WOOL&INSUL.149	.0	.0	.0	.0	.0	.0	.0	.0
ASBESTOS PROD. 150	.0	.0	.3	.0	.0	.0	.0	.0

TABLE 13 VALUES OF INDUSTRY INPUTS AND FINAL EXPENDITURES, 1961 - AGGREGATION L (SEE CHAPTER 4)

INDUSTRY(COLUMNS)	AD PAPER CONVERTERS	PRINT., PUBLISHING	IRON & STEEL MILLS	STEEL PIPE & TUBE MILLS	IRON FOUNDRIES	SMELTING & REFINING	ALUM.ROLL., CAST.	COPPER ROLL. CAST.
COMMODITY(ROWS)	57	58	59	60	61	62	63	64
OTH.MINERAL PROD151	.0	.0	.1	.0	.2	.0	.0	.0
GASOLINE 152	.0	.7	.1	.0	.1	.1	.0	.0
FUEL OIL 153	.4	.8	9.2	.3	.4	5.8	.4	.2
LUB. OIL&GREASE 154	.0	.5	1.2	.1	.2	.3	.1	.1
OTH.PETROL.PROD.155	2.4	.0	.0	.1	.0	.1	.0	.0
EXPLOSIVES&AMMUN156	.0	.0	.0	.0	.0	.0	.0	.0
FERTILIZERS 157	.0	.0	.3	.0	.0	.0	.0	.0
PLASTIC,SYN.RESN158	2.6	.8	.0	.0	.0	.0	.3	.1
PHARM&MEDICINES 159	.0	.0	.0	.0	.0	.0	.0	.0
PAINTS&VARNISHES160	.5	.2	.0	.1	.1	.0	.0	.0
SOAPS & CLEANERS161	.0	.0	.0	.0	.0	.0	.0	.0
VEG.OILS&REF.GLY162	.0	.0	.0	.0	.0	.0	.0	.0
TOILET&COSMETICS163	.0	.0	.0	.0	.0	.0	.0	.0
PIGMENT,DYE &INK164	2.0	11.9	.6	.0	.0	.0	.4	.0
INORGANIC CHEM. 165	.3	.0	2.4	.0	.1	7.5	.3	.1
ORGANIC CHEM. 166	.2	.1	.2	.0	.0	.7	.0	.0
IND.CHEM.PROD. 167	2.6	.7	.8	.1	.8	.8	.3	.1
HOUSEHOLD CHEM. 168	.0	.0	.0	.0	.0	.0	.0	.0
SCIENCE&LAB.EQ. 169	.0	.0	.0	.0	.0	.0	.0	.0
JEWELLERY 170	.0	1.0	.0	.0	.0	.0	.0	.0
PLASTIC FAB.PROD171	1.2	.4	.0	.0	.0	.0	.0	.0
SPORT GOODS&TOYS172	.0	.0	.0	.0	.0	.0	.0	.0
FUR DRESSING&DYE173	.0	.0	.0	.0	.0	.0	.0	.0
SIGNS&DISPLAYS 174	.0	.0	.0	.0	.0	.0	.0	.0
NOTIONS 175	.1	.0	.0	.0	.0	.0	.0	.0
WRITING EQ. 176	.0	.0	.0	.0	.0	.0	.0	.0
END PROD. NES 177	.0	.0	.0	.0	.2	.0	.0	.0
CONSTRUCTION 178	.8	2.5	3.8	1.2	1.1	10.5	1.0	1.1
WH.&RETAIL TRADE179	5.1	7.8	18.4	1.5	4.2	7.5	1.7	2.3
TRANSP.& STORAGE180	5.3	14.9	29.4	4.9	3.8	24.0	4.0	1.6
BROADCASTING 181	.0	.0	.0	.0	.0	.0	.0	.0
TELEPHONE&TELEG.182	2.2	8.3	2.0	.4	.3	1.3	.4	.2
POSTAL SERVICE 183	.5	9.9	.2	.0	.0	.2	.0	.0
ELECTRIC POWER 184	.7	3.6	14.2	1.0	.9	22.7	1.1	.9
OTHER UTILITIES 185	.5	1.0	6.5	.3	2.5	13.3	.2	.3
REAL ESTATE RENT186	2.8	10.2	.3	.1	.1	1.1	.5	.6
FINANCE&INSUR. 187	1.7	6.8	2.7	1.3	1.6	3.6	1.2	.0
HEALTH&EDUCATION188	.0	.0	.0	.0	.0	.0	.0	.0
BUSINESS SERVICE189	.8	2.9	1.7	.3	.1	6.2	.8	.3
ACCOMMOD.&MEALS 190	.0	.0	.0	.0	.0	.0	.0	.0
PERSONAL SERVICE191	.6	13.2	2.3	.3	.3	.6	.6	.6
RENT EX.R.ESTATE192	1.1	2.4	1.5	.1	.1	1.0	.1	.2
OFFICE SUPPLIES 193	.6	5.1	1.1	.2	.2	1.0	.2	.2
ADVERTISING 194	4.9	6.6	1.5	.1	.2	1.6	.6	.2
TRAVEL&ENTERTAIN195	2.8	26.1	2.3	.6	.4	2.1	.6	.5
CAFETERIA SUPPL.196	.1	.5	.2	.0	.0	.0	.0	.0
OPERATING SUPPL.197	6.0	20.4	56.2	3.6	5.0	10.6	2.6	2.4

TABLE 13 VALUES OF INDUSTRY INPUTS AND FINAL EXPENDITURES, 1961 - AGGREGATION L (SEE CHAPTER 4)

INDUSTRY(COLUMNS) AD PAPER CONVERTERS PRINT., PUBLISHING IRON & STEEL MILLS STEEL PIPE & TUBE MILLS IRON FOUNDRIES SMELTING & REFINING ALUM.ROLL., CAST. COPPER ROLL., CAST.

ADVERTISING 194	4.9	6.6	1.5	.1	.2	1.6	.6	.2
TRAVEL&ENTERTAIN195	2.8	26.1	2.3	.6	.4	2.1	.6	.5
CAFETERIA SUPPL.196	.1	.5	.2	.0	.0	.0	.0	.0
OPERATING SUPPL.197	6.0	20.4	56.2	3.6	5.0	10.6	2.6	2.4

TABLE 13 VALUES OF INDUSTRY INPUTS AND FINAL EXPENDITURES, 1961 - AGGREGATION L (SEE CHAPTER 4)

INDUSTRY (COLUMNS) COMMODITY (ROWS)	AD PAPER CONVERTERS 57	PRINT., PUBLISHING 58	IRON & STEEL MILLS & TUBE MILLS 59	STEEL PIPE MILLS 60	IRON FOUNDRIES 61	SMELTING & REFINING 62	ALUM.ROLL., CAST. 63	COPPER ROLL. CAST. 64
NON-COMP. IMPORTS 198	.0	.0	.0	.0	.0	.0	.0	.0
BAL. PAYMENT ADJ. 199	.0	.0	.0	.0	.0	.0	.0	.0
COMMODITY TAXES 200	.4	2.0	.5	.0	.1	.4	.1	.0
SUBSIDIES 201	.0	.0	-.3	.0	.0	.0	.0	.0
INDIR. TX & GOV. SER 202	3.6	7.6	6.6	1.2	.9	11.4	1.1	.6
WAGES & SALARIES 203	44.8	358.1	204.5	19.7	36.2	170.7	25.2	17.5
NET-INC. UNINCORP 204	.1	11.3	.0	.0	.3	.0	.0	.2
SURPLUS 205	13.4	99.5	142.6	22.2	9.9	84.3	1.5	6.4
SUB TOT (198-205) 206	62.2	478.5	353.9	43.1	47.5	266.8	27.9	24.7
TOTAL INPUTS 207	187.1	874.8	787.0	152.2	95.0	1413.1	113.0	122.4

TABLE 13 VALUES OF INDUSTRY INPUTS AND FINAL EXPENDITURES, 1961 - AGGREGATION L (SEE CHAPTER 4)

INDUSTRY (COLUMNS)	METAL ROLL., CAST. 65	BOILER & PLATE WORKS 66	FABR. STRUCT. METAL IND. 67	ORN. & ARCH. METAL IND. 68	METAL STAMPING 69	WIRE&PROD. MFG. 70	HARDWARE & CUTLERY 71	OTHER METAL IND. 72
LIVE ANIMALS 1	.0	.0	.0	.0	.0	.0	.0	.0
GRAIN 2	.0	.0	.0	.0	.0	.0	.0	.0
FRUITS,NUTS & VEG. 3	.0	.0	.0	.0	.0	.0	.0	.0
MILK UNPROCESSED 4	.0	.0	.0	.0	.0	.0	.0	.0
EGGS IN THE SHELL 5	.0	.0	.0	.0	.0	.0	.0	.0
TOBACCO 6	.0	.0	.0	.0	.0	.0	.0	.0
OIL SEEDS 7	.0	.0	.0	.0	.0	.0	.0	.0
AGR. PROD. NES 8	.0	.0	.0	.0	.0	.0	.0	.0
FOREST PRODUCTS 9	.0	.0	.0	.0	.0	.0	.0	.0
FISH LANDINGS 10	.0	.0	.0	.0	.0	.0	.0	.0
FUR SKIN EX.RANCH 11	.0	.0	.0	.0	.0	.0	.0	.0
IRON ORE 12	.0	.0	.0	.0	.0	.0	.0	.0
METAL ORES NES 13	.3	.0	.0	.0	.0	.0	.0	.0
RADIOACTIVE ORES 14	.0	.0	.0	.0	.0	.0	.0	.0
GOLD ORES 15	.0	.0	.0	.0	.0	.0	.0	.0
COAL 16	.0	.1	.1	.0	.2	.2	.1	.4
CRUDE MINERAL OIL 17	.0	.0	.0	.0	.0	.0	.0	.0
NATURAL GAS 18	.0	.0	.0	.0	.2	.1	.0	.2
PROD.REL.TO MINES 19	.0	.0	.0	.0	.0	.0	.0	.0
ASBESTOS, FIBRES 20	.0	.0	.0	.0	.0	.0	.0	.0
CLAY & GYPSUM 21	.0	.0	.0	.0	.0	.0	.0	.2
SALT 22	.0	.0	.0	.0	.0	.0	.0	.0
CRUDE MINERAL NES 23	.0	.0	.0	.0	.0	.0	.0	.4
MEAT 24	.0	.0	.0	.0	.0	.0	.0	.0
HIDES & SKINS 25	.0	.0	.0	.0	.0	.0	.0	.0
ANIMAL FATS&OILS 26	.0	.0	.0	.0	.0	.0	.0	.0
MEAT BY-PROD.NES 27	.0	.0	.0	.0	.0	.0	.0	.0
POULTRY 28	.0	.0	.0	.0	.0	.0	.0	.0
MILK PROCESSED 29	.0	.0	.0	.0	.0	.0	.0	.0
BUTTER 30	.0	.0	.0	.0	.0	.0	.0	.0
CHEESE EX.PROCESS 31	.0	.0	.0	.0	.0	.0	.0	.0
DAIRY PROD. NES 32	.0	.0	.0	.0	.0	.0	.0	.0
PROCESS CHEESE 33	.0	.0	.0	.0	.0	.0	.0	.0
FISH PRODUCTS 34	.0	.0	.0	.0	.0	.0	.0	.0
FRUIT&VEG.CANNED 35	.0	.0	.0	.0	.0	.0	.0	.0
FEEDS & CONC. 36	.0	.0	.0	.0	.0	.0	.0	.0
FLOUR MILL PROD. 37	.0	.0	.0	.0	.0	.0	.0	.0
CEREAL PROD. 38	.0	.0	.0	.0	.0	.0	.0	.0
BISCUITS, 39	.0	.0	.0	.0	.0	.0	.0	.0
BAKERY PRODUCTS 40	.0	.0	.0	.0	.0	.0	.0	.0
CONFECTIONERY 41	.0	.0	.0	.0	.0	.0	.0	.0
SUGAR&MOLASSES 42	.0	.0	.0	.0	.0	.0	.0	.0
VEG.OIL & FATS 43	.1	.0	.1	.0	.2	.0	.0	.2
TEA & COFFEE 44	.0	.0	.0	.0	.0	.0	.0	.0
MISC.FOOD PROD. 45	.0	.0	.0	.0	.0	.0	.0	.0
SOFT DRINKS&CONC. 46	.0	.0	.0	.0	.0	.0	.0	.0
DISTILLERY PROD. 47	.0	.0	.0	.0	.0	.0	.0	.0
BREWERY & WINERY 48	.0	.0	.0	.0	.0	.0	.0	.0
TOBACCO PROCESSED 49	.0	.0	.0	.0	.0	.0	.0	.0
TOBACCO PRODUCTS 50	.0	.0	.0	.0	.0	.0	.0	.0

TABLE 13 VALUES OF INDUSTRY INPUTS AND FINAL EXPENDITURES, 1961 - AGGREGATION L (SEE CHAPTER 4)

INDUSTRY (COLUMNS)	METAL ROLL., CAST.	BOILER & PLATE WORKS	FABR. STRUCT. METAL IND.	ORN. & ARCH. METAL IND.	METAL STAMPING	WIRE&PROD. MFG.	HARDWARE & CUTLERY	OTHER METAL IND.
--------------------	-----------------------	-------------------------	-----------------------------	----------------------------	-------------------	--------------------	-----------------------	---------------------

SOFT DRINKS&CONC. 46	.0	.0	.0	.0	.0	.0	.0	.0	.0
DISTILLERY PROD. 47	.0	.0	.0	.0	.0	.0	.0	.0	.0
BREWERY & WINERY 48	.0	.0	.0	.0	.0	.0	.0	.0	.0
TOBACCO PROCESSED 49	.0	.0	.0	.0	.0	.0	.0	.0	.0
TOBACCO PRODUCTS 50	.0	.0	.0	.0	.0	.0	.0	.0	.0

TABLE 13 VALUES OF INDUSTRY INPUTS AND FINAL EXPENDITURES, 1961 - AGGREGATION L (SEE CHAPTER 4)

INDUSTRY (COLUMNS)	METAL ROLL., CAST.	BOILER & PLATE WORKS	FABR. STRUCT. METAL IND.	ORN. & ARCH. METAL IND.	METAL STAMPING	WIRE & PROD. MFG.	HARDWARE & CUTLERY	OTHER METAL IND.
COMMODITY (ROWS)	65	66	67	68	69	70	71	72
FOOTWEAR RUBBER 51	.0	.0	.0	.0	.0	.0	.0	.0
TIRES & TUBES 52	.0	.0	.0	.0	.0	.0	.0	.0
RUBBER PROD. NES 53	.0	.0	.0	.3	.1	.0	.0	.7
LEATHER 54	.0	.0	.0	.0	.0	.0	.0	.0
FOOTWEAR LEATHER 55	.0	.0	.0	.0	.0	.0	.0	.0
LEATHER PROD. NES 56	.0	.0	.0	.0	.0	.0	.0	.0
COTTON FIBRE & YARN 57	.0	.0	.0	.0	.0	.0	.0	.0
COTTON FABRICS 58	.0	.0	.0	.0	.0	.0	.0	.1
WOOL YARN & FABRIC 59	.0	.0	.0	.0	.0	.0	.0	.0
SYNTH. FIBRE & YARN 60	.0	.0	.0	.0	.0	.1	.0	.0
SYNTH. FABRICS 61	.0	.0	.0	.0	.0	.0	.0	.0
CARPETING 62	.0	.0	.0	.0	.0	.0	.0	.0
LINOL & COATED FABR 63	.0	.0	.0	.0	.0	.0	.0	.0
CANVAS PRODUCTS 64	.0	.0	.0	.0	.0	.0	.0	.0
TEXTILE CONTAINERS 65	.0	.0	.0	.0	.0	.0	.0	.0
FELTS 66	.0	.0	.0	.0	.0	.0	.0	.0
CORDAGE & TWINE 67	.0	.0	.0	.0	.0	.2	.0	.0
OTHER FABRICS 68	.0	.0	.0	.0	.0	.0	.0	.0
TEXTILE PROD. NES 69	.0	.0	.0	.0	.0	.1	.0	.2
HOSIERY 70	.0	.0	.0	.0	.0	.0	.0	.0
KNITTED FABRICS 71	.0	.0	.0	.0	.0	.0	.0	.0
KNITTED CLOTHING 72	.0	.0	.0	.0	.0	.0	.0	.0
FUR CLOTHING 73	.0	.0	.0	.0	.0	.0	.0	.0
CLOTHING NES 74	.0	.0	.0	.0	.0	.0	.0	.0
PULP CHIPS & WASTE 75	.0	.0	.0	.0	.0	.0	.0	.0
LUMBER, SAWN PROD. 76	.0	.1	.1	.9	.3	.0	.1	.4
VENEER & PLYWOOD 77	.0	.0	.0	.0	.0	.0	.0	.0
MILLWORK (WOOD) 78	.0	.0	.0	.3	.0	.0	.0	.0
WOODEN CONTAINERS 79	.0	.0	.0	.1	.3	.2	.1	.4
WOOD PROD. NES 80	.0	.0	.0	.0	1.3	.0	.5	.0
HOUSE FURNITURE 81	.0	.0	.0	.0	.0	.0	.0	.0
FURNITURE OTHER 82	.0	.0	.0	.0	.3	.0	.0	.0
PULP 83	.0	.0	.0	.0	.0	.0	.0	.0
PAPER STOCK 84	.0	.0	.2	.3	.2	.2	.3	.1
AD PULP & PAPER 85	.0	.0	.0	.0	.1	.0	.0	.0
PAPER BLDG. PROD. 86	.0	.0	.0	.0	.0	.0	.0	.0
PAPER CARTONS 87	.2	.0	1.5	.1	3.1	1.4	.9	1.5
CONVERTED PAPER 88	.0	.0	.0	.0	.2	.1	.0	.0
PRINTED MATTER 89	.0	.0	.0	.0	.0	.0	.0	.0
PRINT. & PUBLISHING 90	.0	.0	.0	.0	.0	.0	.0	.0
PIG IRON, STEEL 91	.0	.3	.2	.0	.3	10.1	.0	1.9
BAR & RODS, STEEL 92	.0	1.1	12.0	5.6	1.3	49.6	1.6	20.2
PLATE, SHEET, STRIP 93	.0	8.3	20.4	7.7	111.6	2.5	4.2	15.2
STRUCTURAL & RAILS 94	.0	1.2	47.7	4.5	.7	.0	.0	1.3
STEEL CASTINGS 95	.0	.9	.8	.5	.0	.0	1.6	8.7
GRAPHITE, CARBON 96	.0	.0	.0	.0	.0	.0	.0	.0
PIPE & TUBES 97	.0	3.2	1.0	.2	.8	1.0	1.7	5.6
IRON CASTINGS 98	.1	.8	.4	.4	.2	.0	.4	5.5
BL. PRIMARY FORM 99	28.4	.2	.3	.9	3.3	8.5	.0	12.7
AGGREGATE TOTAL 100	.4	.1	.0	16.9	11.4	.8	.9	4.0

TABLE 13 VALUES OF INDUSTRY INPUTS AND FINAL EXPENDITURES, 1961 - AGGREGATION L (SEE CHAPTER 4)

INDUSTRY(COLUMNS) COMMODITY(ROWS)	METAL ROLL., CAST. 65	BOILER & PLATE WORKS 66	FABR.STRUCT. METAL IND. 67	ORN. & ARCH. METAL IND. 68	METAL STAMPING 69	WIRE&PROD. MFG. 70	HARDWARE & CUTLERY 71	OTHER METAL IND. 72
COPPER ROLLED 101	.5	.0	.0	.1	.5	.2	1.2	8.4
NON-FERROUS MET.102	.3	.6	.2	.1	2.1	.0	1.1	2.5
PLATE,TANK,BOIL.103	.0	2.7	.5	.1	.0	.0	.0	2.4
BASIC STEEL PROD104	.3	.2	5.2	.9	1.9	1.9	3.6	7.6
ARCH. METAL PROD105	.0	.0	.0	.3	.0	.0	.0	.3
METAL CONTAINERS106	.1	.0	.0	.0	21.8	.6	.0	.1
BASIC METAL PROD107	.0	.3	.9	1.3	6.8	.3	.2	4.5
METAL HOUSEWARE 108	.0	.0	.0	.0	.1	.0	.0	.0
WIRE&WIRE PROD. 109	.0	.6	2.4	1.0	1.1	26.8	.6	2.5
HARDWARE NES 110	.0	.1	.4	2.5	.6	.1	2.7	.1
TOOLS&CUTTING EQ111	.0	.0	.0	.0	.0	.0	.1	.0
HEATING EQ. 112	.0	.1	.0	.0	.9	.0	.0	5.0
FORG.&PLUMB.EQ. 113	.0	4.2	.2	.1	.8	.3	1.8	5.7
MISC.METAL FAB. 114	2.1	2.1	4.8	4.0	11.4	1.2	7.6	16.5
AGR.IMPLEMENTS 115	.0	.0	.0	.0	.0	.0	.0	.0
INDUSTRIAL MACH.116	.1	1.7	3.6	.2	.8	.2	.6	1.2
REFRIG.&AIR CON.117	.0	.0	.0	.0	.1	.0	.0	.7
OFFICE&STORE MCH118	.0	.0	.0	.0	.2	.2	.1	.2
AIRCRAFT & PARTS119	.0	.0	.0	.0	.0	.0	.0	.0
AIRCRAFT REPAIR 120	.0	.0	.0	.0	.0	.0	.0	.0
PASSENGER CARS 121	.0	.0	.0	.0	.0	.0	.0	.0
COM. VEHICLES 122	.0	.0	.0	.0	.0	.0	.0	.0
COM. TRAILERS 123	.0	.0	.0	.0	.1	.0	.0	.3
VEH. BODY,TRAIL.124	.0	.0	.0	.0	.0	.0	.0	.0
MOTOR VEH. PARTS125	.0	.0	.0	.0	.6	.5	.0	.1
RLY.ROLL. STOCK 126	.0	.0	.0	.0	.0	.0	.0	.1
SHIPS & BOATS 127	.0	.0	.0	.0	.0	.0	.0	.0
OTHER VEHICLES 128	.0	.0	.0	.0	.0	.0	.0	.0
SHIP REPAIR 129	.0	.0	.0	.0	.0	.0	.0	.0
SMALL APPLIANCES130	.0	.0	.1	.0	.5	.0	.0	.1
REFRIG.& FREEZER131	.0	.0	.0	.0	.0	.0	.0	.0
STOVES & RANGES 132	.0	.0	.0	.0	.0	.0	.0	.0
OTHER APPLIANCES133	.0	.0	.0	.0	.6	.0	.0	1.9
COMMUNICATION EQ134	.0	.0	.0	.0	.2	.0	.0	.0
ELEC.WIRE,CABLE 135	.0	.1	.4	.0	.0	.0	.0	.2
ELEC. IND. EQ. 136	.0	.6	.7	.0	.1	.0	.2	2.6
RADIO & T.V.EQ. 137	.0	.0	.0	.0	.0	.0	.0	.0
BATTERIES 138	.0	.0	.0	.0	.0	.0	.0	.0
LIGHT BULBS 139	.0	.0	.0	.0	.0	.0	.0	.0
OTHER ELEC. EQ 140	.0	.0	.1	.0	.0	.0	.0	.1
CEMENT 141	.0	.0	.0	.0	.0	.0	.0	.0
LIME 142	.0	.0	.0	.0	.0	.0	.0	.0
PLASTER & GYPSUM143	.0	.0	.0	.0	.0	.0	.0	.0
CONCRETE PROD. 144	.0	.0	.0	.0	.0	.0	.0	.0
CLAY PRODUCTS 145	.0	.0	.0	.0	.0	.0	.0	.0
REFRACTORIES 146	.0	.1	.0	.0	.0	.0	.0	.3
STONE PRODUCTS 147	.0	.0	.0	.0	.0	.0	.0	.0
GLASS&GLASS PROD148	.0	.0	.0	2.7	.6	.0	.1	.0
MIN. WOOL&INSUL.149	.0	.1	.0	.1	.3	.0	.0	.1
ASBESTOS PROD. 150	.0	.1	.0	.0	.3	.0	.0	.0

TABLE 13 VALUES OF INDUSTRY INPUTS AND FINAL EXPENDITURES, 1961 - AGGREGATION L (SEE CHAPTER 4)

INDUSTRY(COLUMNS)	METAL ROLL.,	BOILER &	FABR.STRUCT.	ORN. & ARCH.	METAL	WIRE&PROD.	HARDWARE	OTHER
-------------------	--------------	----------	--------------	--------------	-------	------------	----------	-------

REFRACTORIES 146	.0	.1	.0	.0	.0	.0	.0	.0	.3
STONE PRODUCTS 147	.0	.0	.0	.0	.0	.0	.0	.0	.0
GLASS&GLASS PROD148	.0	.0	.0	2.7	.6	.0	.1	.0	.0
MIN. WOOL&INSUL.149	.0	.1	.0	.1	.3	.0	.3	.1	.1
ASBESTOS PROD. 150	.0	.1	.0	.0	.3	.0	.0	.0	.0

TABLE 13 VALUES OF INDUSTRY INPUTS AND FINAL EXPENDITURES, 1961 - AGGREGATION I (SEE CHAPTER 4)

INDUSTRY (COLUMNS) COMMODITY (ROWS)	METAL ROLL., CAST. 65	BOILER & PLATE WORKS 66	FABR.STRUCT. METAL IND. 67	ORN. & ARCH. METAL IND. 68	METAL STAMPING 69	WIRE&PROD. MFG. 70	HARDWARE & CUTLERY 71	OTHER METAL IND. 72
OTH.MINERAL PROD151	.1	.0	.0	.0	.5	.0	.9	.6
GASOLINE 152	.0	.1	.2	.2	.2	.0	.0	.2
FUEL OIL 153	.3	.1	.3	.2	.5	.2	.2	.9
LUB. OIL&GREASE 154	.1	.0	.1	.1	.1	.1	.0	.1
OTH.PETROL.PROD.155	.0	.0	.0	.0	.1	.1	.0	.1
EXPLOSIVES&AMMUN156	.0	.0	.0	.0	.0	.0	.0	.0
FERTILIZERS 157	.0	.0	.0	.0	.0	.0	.0	.0
PLASTIC,SYN.RESN158	.0	.0	.0	.2	2.2	.7	.0	.3
PHARM&MEDICINES 159	.0	.0	.0	.0	.0	.0	.0	.0
PAINTS&VARNISHES160	.0	.1	.5	.5	4.4	.2	.1	1.1
SOAPS & CLEANERS161	.0	.0	.0	.0	.0	.1	.0	.0
VEG.OILS&REF.F.GLY162	.0	.0	.0	.0	.0	.0	.0	.0
TOILET&COSMETICS163	.0	.0	.0	.0	.0	.0	.0	.0
PIGMENT,DYE &INK164	.0	.0	.0	.0	.7	.1	.0	.4
INORGANIC CHEM. 165	.1	.0	.0	.0	.7	.3	.0	.2
ORGANIC CHEM. 166	.2	.0	.0	.0	.0	.0	.0	.2
IND.CHEM.PROD. 167	.2	.2	.3	.3	1.0	.7	.5	.6
HOUSEHOLD CHEM. 168	.0	.0	.0	.0	.1	.0	.0	.0
SCIENCE&LAB.EQ. 169	.0	.0	.0	.0	.0	.0	.0	.3
JEWELLERY 170	.0	.0	.0	.0	.0	.0	.0	.0
PLASTIC FAB.PROD171	.0	.0	.0	.6	.4	.0	.4	.1
SPORT GOODS&TOYS172	.0	.0	.0	.0	.0	.0	.0	.0
FUR DRESSING&DYE173	.0	.0	.0	.0	.0	.0	.0	.0
SIGNS&DISPLAYS 174	.0	.0	.0	.0	.0	.0	.0	.0
NOTIONS 175	.0	.0	.0	.0	.0	.0	.0	.0
WRITING EQ. 176	.0	.0	.0	.0	.0	.0	.0	.0
END PROD. NES 177	.0	.0	.1	.3	.5	.0	.1	.7
CONSTRUCTION 178	.4	.2	.7	.3	1.0	.9	.3	1.8
WH.&RETAIL TRADE179	4.4	2.3	2.8	5.2	6.1	3.5	2.7	9.5
TRANSP.& STORAGE180	3.5	1.0	2.2	1.9	8.1	3.2	2.2	6.9
BROADCASTING 181	.0	.0	.0	.0	.0	.0	.0	.0
TELEPHONE&TELEG.182	.2	.4	1.0	.9	1.5	.8	.9	3.5
POSTAL SERVICE 183	.0	.1	.1	.1	.2	.2	.2	.4
ELECTRIC POWER 184	.3	.3	.9	.6	2.0	1.4	.7	2.6
OTHER UTILITIES 185	.2	.1	.2	.3	.8	.7	.2	1.6
REAL ESTATE RENT186	.1	.5	.2	1.4	1.8	.9	.7	2.4
FINANCE&INSUR. 187	.3	.7	1.1	.5	2.1	.8	.8	2.9
HEALTH&EDUCATION188	.0	.0	.0	.0	.0	.0	.0	.0
BUSINESS SERVICE189	.1	.2	.5	.5	.5	.6	1.7	1.2
ACCOMMOO.&MEALS 190	.0	.0	.0	.0	.0	.0	.0	.0
PERSONAL SERVICE191	.0	.4	.4	.5	6.2	.6	.5	2.3
RENT EX.R.ESTATE192	.1	.1	.8	.4	.6	.3	.8	.8
OFFICE SUPPLIES 193	.1	.5	.7	.6	1.2	.5	.5	1.4
ADVERTISING 194	.2	.5	.3	1.3	.5	.7	4.0	6.3
TRAVEL&ENTERTAIN195	.5	1.5	1.2	5.0	2.0	1.5	2.0	6.0
CAFETERIA SUPPL.196	.0	.0	.1	.0	.1	.1	.0	.1
OPERATING SUPPL.197	2.7	3.2	8.7	5.1	9.9	7.0	6.9	15.5

TABLE 13 VALUES OF INDUSTRY INPUTS AND FINAL EXPENDITURES, 1961 - AGGREGATION L (SEE CHAPTER 4)

INDUSTRY (COLUMNS) COMMODITY (ROWS)	METAL ROLL., CAST. 65	BOILER & PLATE WORKS 66	FABR. STRUCT. METAL IND. 67	GRN. & ARCH. METAL IND. 68	METAL STAMPING 69	WIRE & PROD. MFG. 70	HARDWARE & CUTLERY 71	OTHER METAL IND. 72
NON-COMP. IMPORTS 198	.0	.0	.0	.0	.0	.0	.0	.0
BAL. PAYMENT ADJ. 199	.0	.0	.0	.0	.0	.0	.0	.0
COMMODITY TAXES 200	.0	.1	1.6	.5	.4	.1	.0	.4
SUBSIDIES 201	.0	.0	.0	.0	.0	.0	.0	.0
INDIR. TX & GOV. SER 202	.4	.5	1.3	1.0	2.7	1.8	.7	3.9
WAGES & SALARIES 203	12.1	23.0	74.4	45.5	104.9	62.6	43.2	129.9
NET-INC. UNINCORP 204	.3	.1	-.0	1.7	1.4	.4	.6	3.1
SURPLUS 205	5.4	3.6	13.9	10.2	50.7	24.7	12.6	30.8
SUB TOT (198-205) 206	18.2	27.2	91.2	58.9	160.2	89.5	57.1	168.0
TOTAL INPUTS 207	65.7	69.6	218.7	138.3	404.9	223.0	117.5	382.3

TABLE 13 VALUES OF INDUSTRY INPUTS AND FINAL EXPENDITURES, 1961 - AGGREGATION L (SEE CHAPTER 4)

INDUSTRY (COLUMNS) COMMODITY (ROWS)	METAL ROLL., CAST. 65	BOILER & PLATE WORKS 66	FABR. STRUCT. METAL IND. 67	GRN. & ARCH. METAL IND. 68	METAL STAMPING 69	WIRE & PROD. MFG. 70	HARDWARE & CUTLERY 71	OTHER METAL IND. 72
--	-----------------------------	-------------------------------	-----------------------------------	----------------------------------	-------------------------	----------------------------	-----------------------------	---------------------------

TABLE 13 VALUES OF INDUSTRY INPUTS AND FINAL EXPENDITURES, 1961 - AGGREGATION L (SEE CHAPTER 4)

INDUSTRY(COLUMNS)	AO MACHINERY & EQ. MFG.	REFRIG.& STORE MACH.	AIRCRAFT & PARTS	MOTOR VEH. MFG.	VEHICLE PARTS MFG.	OTH. TRANSP. EQ.	MFG. OF ELEC. APPLIANCES	COM. EQ. & WIRE MFG.
COMMODITY(ROWS)	73	74	75	76	77	78	79	80
LIVE ANIMALS 1	.0	.0	.0	.0	.0	.0	.0	.0
GRAIN 2	.0	.0	.0	.0	.0	.0	.0	.0
FRUITS,NUTS & VEG.3	.0	.0	.0	.0	.0	.0	.0	.0
MILK UNPROCESSED 4	.0	.0	.0	.0	.0	.0	.0	.0
EGGS IN THE SHELL 5	.0	.0	.0	.0	.0	.0	.0	.0
TOBACCO 6	.0	.0	.0	.0	.0	.0	.0	.0
OIL SEEDS 7	.0	.0	.0	.0	.0	.0	.0	.0
AGR. PROD. NES 8	.0	.0	.0	.0	.0	.0	.0	.0
FOREST PRODUCTS 9	.0	.0	.0	.0	.0	.0	.0	.0
FISH LANDINGS 10	.0	.0	.0	.0	.0	.0	.0	.0
FUR SKIN EX.RANCH11	.0	.0	.0	.0	.0	.0	.0	.0
IRON ORE 12	.0	.0	.0	.0	.0	.0	.0	.0
METAL ORES NES 13	.0	.0	.0	.0	.0	.0	.0	.0
RADIOACTIVE ORES 14	.0	.0	.0	.0	.0	.0	.0	.0
GOLD ORES 15	.0	.0	.0	.0	.0	.0	.0	.2
COAL 16	.8	.0	.2	1.5	1.2	.3	.3	.2
CRUDE MINERAL OIL17	.0	.0	.0	.0	.0	.0	.0	.0
NATURAL GAS 18	.1	.0	.0	.1	.1	.0	.1	.1
PROD.REL.TO MINES19	.0	.0	.0	.0	.0	.0	.0	.0
ASBESTOS, FIBRES 20	.0	.0	.0	.0	.0	.0	.0	.0
CLAY & GYPSUM 21	.0	.0	.0	.0	.0	.0	.0	.0
SALT 22	.0	.0	.0	.0	.0	.0	.0	.0
CRUDE MINERAL NES23	2.2	.0	.0	.0	.2	.0	.2	.0
MEAT 24	.0	.0	.0	.0	.0	.0	.0	.0
HIDES & SKINS 25	.0	.0	.0	.0	.0	.0	.0	.0
ANIMAL FATS&OILS 26	.0	.0	.0	.0	.0	.0	.0	.0
MEAT BY-PROD.NES 27	.0	.0	.0	.0	.0	.0	.0	.0
POULTRY 28	.0	.0	.0	.0	.0	.0	.0	.0
MILK PROCESSED 29	.0	.0	.0	.0	.0	.0	.0	.0
BUTTER 30	.0	.0	.0	.0	.0	.0	.0	.0
CHEESE EX.PROCESS31	.0	.0	.0	.0	.0	.0	.0	.0
DAIRY PROD. NFS 32	.0	.0	.0	.0	.0	.0	.0	.0
PROCESS CHEESE 33	.0	.0	.0	.0	.0	.0	.0	.0
FISH PRODUCTS 34	.0	.0	.0	.0	.0	.0	.0	.0
FRUIT&VEG.CANNED 35	.0	.0	.0	.0	.0	.0	.0	.0
FEEDS & CONC. 36	.0	.0	.0	.0	.0	.0	.0	.0
FLOUR MILL PROD. 37	.0	.0	.0	.0	.0	.0	.0	.0
CEREAL PROD. 38	.0	.0	.0	.0	.0	.0	.0	.0
BISCUITS, 39	.0	.0	.0	.0	.0	.0	.0	.0
BAKERY PRODUCTS 40	.0	.0	.0	.0	.0	.0	.0	.0
CONFECTIONERY 41	.0	.0	.0	.0	.0	.0	.0	.0
SUGAR&MOLASSES 42	.0	.0	.0	.0	.0	.0	.0	.0
VEG.OIL & FATS 43	.2	.0	.0	.0	.0	.0	.0	.0
TEA & COFFEE 44	.0	.0	.0	.0	.0	.0	.0	.0
MISC.FOOD PROD. 45	.0	.0	.0	.0	.0	.0	.0	.0
SOFT DRINKS&CONC.46	.0	.0	.0	.0	.0	.0	.0	.0
DISTILLERY PROD. 47	.0	.0	.0	.0	.0	.0	.0	.0
BREWERY & WINERY 48	.0	.0	.0	.0	.0	.0	.0	.0
TOBACCO PROCESSED49	.0	.0	.0	.0	.0	.0	.0	.0
TOBACCO PRODUCTS 50	.0	.0	.0	.0	.0	.0	.0	.0

TABLE 13 VALUES OF INDUSTRY INPUTS AND FINAL EXPENDITURES, 1961 - AGGREGATION L (SEE CHAPTER 4)

INDUSTRY (COLUMNS) COMMODITY (ROWS)	AD MACHINERY & EQ. MFG. 73	REFRIG. & STORE MACH. 74	AIRCRAFT & PARTS 75	MOTOR VEH. MFG. 76	VEHICLE PARTS MFG. 77	OTH. TRANSP. EQ. 78	MFG. OF ELEC. APPLIANCES 79	COM. EQ. & WIRE MFG. 80
FOOTWEAR RUBBER 51	.0	.0	.0	.0	.0	.0	.0	.0
TIRES & TUBES 52	2.1	.0	.4	25.4	.0	.4	.0	.0
RUBBER PROD. NES 53	3.0	.3	2.9	10.6	2.1	2.4	2.3	5.2
LEATHER 54	.0	.0	.0	.1	.0	.1	.0	.0
FOOTWEAR LEATHER 55	.0	.0	.0	.0	.0	.0	.0	.0
LEATHER PROD. NES 56	.0	.0	.0	.0	.0	.0	.0	.0
COTTON FIBRE & YARN 57	.0	.0	.0	.0	.0	.0	.0	.0
COTTON FABRICS 58	.1	.0	.0	1.7	.1	.1	.1	1.0
WOOL YARN & FABRIC 59	.0	.0	.0	.3	.0	.2	.0	.0
SYNTH. FIBRE & YARN 60	.0	.0	.0	.0	.0	.0	.0	.6
SYNTH. FABRICS 61	.0	.0	.0	7.4	.1	.0	.0	.1
CARPETING 62	.0	.0	.1	3.8	.0	.0	.0	.0
LINOL & COATED FABR 63	.1	.0	.2	4.8	.3	.2	.0	.2
CANVAS PRODUCTS 64	.0	.0	.0	.0	.0	.4	.0	.0
TEXTILE CONTAINERS 65	.0	.0	.0	.0	.0	.0	.0	.0
FELTS 66	.0	.0	.0	.5	.0	.0	.0	.0
CORDAGE & TWINE 67	.0	.0	.0	.0	.0	.0	.0	.0
OTHER FABRICS 68	.0	.0	.0	.0	.0	.0	.0	.6
TEXTILE PROD. NES 69	.0	.0	.1	7.2	.0	.0	.1	.0
HOSIERY 70	.0	.0	.0	.0	.0	.0	.0	.0
KNITTED FABRICS 71	.0	.0	.0	.0	.0	.0	.0	.0
KNITTED CLOTHING 72	.0	.0	.0	.0	.0	.0	.0	.0
FUR CLOTHING 73	.0	.0	.0	.0	.0	.0	.0	.0
CLOTHING NES 74	.0	.0	.0	.0	.0	.0	.0	.0
PULP CHIPS & WASTE 75	.0	.0	.0	.0	.0	.0	.0	.1
LUMBER, SAWN PROD. 76	1.1	.3	.0	.9	.1	1.8	.1	.1
VENEER & PLYWOOD 77	.0	.0	.1	.2	.0	.4	.0	.0
MILLWORK (WOOD) 78	.0	.0	.0	.0	.0	.0	.0	.0
WOODEN CONTAINERS 79	.3	.1	.2	.1	.3	.0	.5	.5
WOOD PROD. NES 80	.0	.1	.2	.0	.0	.0	.0	.0
HOUSE FURNITURE 81	.0	.0	.0	.3	.0	.0	.0	.0
FURNITURE OTHER 82	.0	.0	.0	.9	.0	.4	2.1	.0
PULP 83	.0	.0	.0	.0	.0	.0	.0	.0
PAPER STOCK 84	.1	.0	.1	.5	.4	.0	.1	.3
AD PULP & PAPER 85	.0	.2	.1	.0	.0	.3	.0	1.6
PAPER BLDG. PROD. 86	.0	.0	.0	.0	.0	.0	.0	.0
PAPER CARTONS 87	.8	.3	.2	.6	2.3	.1	4.6	1.2
CONVERTED PAPER 88	.0	.0	.0	.4	.1	.0	.1	.1
PRINTED MATTER 89	.0	.0	.0	.0	.0	.0	.0	.0
PRINT. & PUBLISHING 90	.0	1.5	.0	.0	.0	.0	.0	.0
PIG IRON, STEEL 91	1.5	.1	.4	.0	1.6	.2	.3	.0
BAR & RODS, STEEL 92	16.7	.1	.1	.6	14.3	2.9	1.0	.9
PLATE, SHEET, STRIP 93	16.4	1.6	.6	3.2	17.6	13.0	18.7	1.7
STRUCTURAL & RAILS 94	.0	.2	.0	.0	.0	3.5	.0	.1
STEEL CASTINGS 95	8.7	.1	1.6	3.3	1.9	1.3	.4	.0
GRAPHITE, CARBON 96	.9	.2	.0	.0	.0	.0	.1	.8
PIPES & TUBES 97	3.7	.3	.5	1.0	1.9	2.3	.0	.4
IRON CASTINGS 98	10.8	.1	.0	1.9	7.6	1.2	2.4	.0
MET. PRIMARY FORM 99	2.9	.3	1.9	.3	1.1	3.1	1.0	11.4
ALUMINUM ROLLED 100	4.6	.3	5.6	1.7	2.7	1.5	3.1	15.7

TABLE 13 VALUES OF INDUSTRY INPUTS AND FINAL EXPENDITURES, 1961 - AGGREGATION L (SEE CHAPTER 4)

INDUSTRY (COLUMNS)	AD MACHINERY & EQ. MFG.	REFRIG. & STORE MACH.	AIRCRAFT & PARTS	MOTOR VEH. MFG.	VEHICLE PARTS MFG.	OTH. TRANSP. EQ.	MFG. OF ELEC. APPLIANCES	COM. EQ. & WIRE MFG.
--------------------	----------------------------	--------------------------	---------------------	--------------------	-----------------------	---------------------	-----------------------------	-------------------------

GRAPHITE, CARBON	96	.9	.2	.0	.0	1.9	1.9	.0	.1	.0
PIPES & TUBES	97	3.7	.3	.5	1.0	1.9	2.3	.0	.4	.4
IRON CASTINGS	98	10.8	.1	.0	1.9	7.6	1.2	2.4	.0	.0
MET.PRIMARY FURN	99	2.9	.3	1.9	.3	1.1	3.1	1.0	11.4	.0
ALUMINUM ROLLED	100	4.6	.3	5.6	1.7	2.7	1.5	3.1	15.7	.0

TABLE 13 VALUES OF INDUSTRY INPUTS AND FINAL EXPENDITURES, 1961 - AGGREGATION L (SEE CHAPTER 4)

INDUSTRY (COLUMNS) COMMODITY (ROWS)	AC MACHINERY & EQ. MFG. 73	REFRIG.& STORE MACH. 74	AIRCRAFT & PARTS 75	MOTOR VEH. MFG. 76	VEHICLE PARTS MFG. 77	OTH. TRANSP. EQ. 78	MFG. OF ELEC. APPLIANCES 79	COM. EQ. & WIRE MFG. 80
COPPER ROLLED 101	3.4	1.2	2.0	1.4	6.5	.2	1.8	41.1
NON-FERROUS MET. 102	1.6	.3	2.4	3.6	5.3	.5	2.0	1.2
PLATE, TANK, BOIL. 103	3.6	.0	.2	.0	.0	1.7	1.3	.0
BASIC STEEL PROD 104	12.9	.0	2.5	.9	.4	1.1	1.7	.3
ARCH. METAL PROD 105	.2	.0	.0	.6	.0	.3	.0	.0
METAL CONTAINERS 106	.1	.0	.0	.0	.0	.0	.0	.6
BASIC METAL PROD 107	7.3	.9	3.5	5.2	5.4	.1	8.4	4.8
METAL HOUSEWARE 108	.0	.0	.0	.0	.0	.2	.0	.0
WIRE & WIRE PROD. 109	1.8	.2	2.3	16.7	4.3	1.8	2.2	2.7
HARDWARE NES 110	.9	.9	.0	.6	.0	.9	7.1	.0
TOOLS & CUTTING EQ 111	.0	.0	.0	.0	.0	.0	.0	.0
HEATING EQ. 112	.9	.0	.0	.0	.0	.0	2.5	.0
FORG. & PLUMB. EQ. 113	14.6	.1	3.9	2.3	6.6	1.2	1.2	.1
MISC. METAL FAB. 114	37.2	2.7	9.0	3.6	11.6	5.2	16.2	2.4
AGR. IMPLEMENTS 115	14.3	.0	.0	.0	.0	.0	.0	.0
INDUSTRIAL MACH. 116	44.5	1.3	3.8	1.0	4.7	5.5	8.9	.3
REFRIG. & AIR CON. 117	.3	1.5	1.1	1.5	.0	.2	9.5	.0
OFFICE & STORE MCH 118	1.0	24.0	.6	2.1	.2	.9	.2	1.1
AIRCRAFT & PARTS 119	.0	.0	71.2	.0	.0	.0	.0	.0
AIRCRAFT REPAIR 120	.0	.0	3.5	.0	.0	.0	.0	.0
PASSENGER CARS 121	.0	.0	.0	.0	.0	.0	.0	.0
COM. VEHICLES 122	.1	.0	.0	.4	.0	.0	.0	.0
CCM. TRAILERS 123	.0	.0	.0	.6	.0	.0	.1	.0
VEH. BODY, TRAIL. 124	.0	.0	.0	1.1	.0	.0	.0	.0
MOTOR VEH. PARTS 125	2.7	.0	1.7	406.8	60.7	1.0	.0	.0
RLY. ROLL. STOCK 126	.0	.0	.0	.0	.0	12.0	.0	.0
SHIPS & BOATS 127	.0	.0	.0	.0	.0	8.6	.0	.0
OTHER VEHICLES 128	.0	.0	.0	.0	.0	.1	.0	.0
SHIP REPAIR 129	.0	.0	.0	.0	.0	.0	.0	.0
SMALL APPLIANCES 130	1.2	.0	.0	1.1	.0	.0	7.8	.0
REFRIG. & FREEZER 131	.0	.0	.0	.0	.0	.0	.0	.0
STOVES & RANGES 132	.0	.0	.0	.5	.0	.0	.0	.0
OTHER APPLIANCES 133	1.4	.0	.0	.4	.0	.2	6.6	.0
COMMUNICATION EQ 134	.0	7.8	8.3	.0	.8	3.6	.0	41.7
ELEC. WIRE, CABLE 135	3.0	2.1	.3	4.5	.7	.5	1.9	3.1
ELEC. IND. EQ. 136	13.5	4.0	.2	1.7	.3	.9	14.0	11.5
RADIO & T.V. EQ. 137	.0	.0	.0	2.9	.0	.5	.0	.3
BATTERIES 138	.0	.0	.0	1.6	.0	.4	.0	.1
LIGHT BULBS 139	.0	.0	.3	4.3	.7	.3	.0	.0
OTHER ELEC. EQ 140	.1	.0	.1	.0	.0	.5	.4	1.4
CEMENT 141	.0	.0	.0	.0	.0	.0	.0	.0
LIME 142	.0	.0	.0	.0	.0	.0	.0	.0
PLASTER & GYPSUM 143	.0	.0	.0	.0	.0	.0	.0	.0
CONCRETE PROD. 144	.0	.0	.0	.0	.0	.0	.0	.0
CLAY PRODUCTS 145	.0	.0	.0	.0	.9	.0	.1	.3
REFRACTORIES 146	.2	.0	.0	.0	.1	.2	.0	.0
STONE PRODUCTS 147	.0	.0	.0	.0	.0	.0	.0	.0
GLASS & GLASS PROD 148	.0	.0	.8	17.7	.3	.6	.2	2.7
MIN. WOOL & INSUL. 149	.0	.0	.2	.2	.0	.4	.2	.2
ASBESTOS PROD. 150	.0	.0	.0	.0	.5	.6	.0	.2

TABLE 13 VALUES OF INDUSTRY INPUTS AND FINAL EXPENDITURES, 1961 - AGGREGATION L (SEE CHAPTER 4)

INDUSTRY (COLUMNS)	AO MACHINERY & EQ. MFG. 73	REFRIG. & STORE MACH. 74	AIRCRAFT & PARTS 75	MOTOR VEH. MFG. 76	VEHICLE PARTS MFG. 77	OTH. TRANSP. EQ. 78	MFG. OF ELEC. APPLIANCES 79	COM. EQ. & WIRE MFG. 80
OTH. MINERAL PROD. 151	.6	.0	.0	.0	.0	.4	.1	.3
GASOLINE 152	.2	.2	.5	.3	.1	.1	.0	.1
FUEL OIL 153	.8	.1	.6	.2	.4	.8	.4	.5
LUB. OIL & GREASE 154	.2	.0	.4	.6	.5	.0	.1	.1
OTH. PETROL. PROD. 155	.0	.0	.2	.0	.0	.0	.0	.0
EXPLOSIVES & AMMUN. 156	.0	.0	.0	.0	.0	.0	.0	.0
FERTILIZERS 157	.0	.0	.0	.0	.0	.0	.0	.0
PLASTIC, SYN. RESIN 158	.4	.0	.7	.3	1.5	.4	.3	10.8
PHARM & MEDICINES 159	.0	.0	.0	.0	.0	.0	.0	.0
PAINTS & VARNISHES 160	1.3	.5	.2	10.2	.2	1.0	2.0	1.4
SOAPS & CLEANERS 161	.0	.0	.0	.0	.0	.0	.0	.0
VEG. OILS & REF. GLY 162	.0	.0	.0	.0	.0	.0	.0	.0
TOILET & COSMETICS 163	.0	.0	.0	.0	.0	.0	.0	.0
PIGMENT, DYE & INK 164	.0	.0	.0	.0	.0	.0	.0	.1
INORGANIC CHEM. 165	.3	.0	.0	.1	.1	.0	.0	.1
ORGANIC CHEM. 166	.0	.4	.0	.0	.0	.0	.8	.0
IND. CHEM. PROD. 167	1.2	.1	.1	1.8	.3	.1	.5	1.8
HOUSEHOLD CHEM. 168	.1	.0	.0	.7	.0	.0	.1	.0
SCIENCE & LAB. EQ. 169	.2	.3	8.3	4.4	.0	.3	.8	.0
JEWELLERY 170	.0	.0	.0	.2	.0	.0	.3	.0
PLASTIC FAB. PROD. 171	.1	.1	.0	.6	1.4	.0	3.2	3.1
SPORT GOODS & TOYS 172	.0	.0	.0	.0	.0	.0	.0	.0
FUR DRESSING & DYE 173	.0	.0	.0	.0	.0	.0	.0	.0
SIGNS & DISPLAYS 174	.0	.0	.0	.0	.0	.0	.0	.0
NOTIONS 175	.0	.0	.0	.0	.0	.0	.0	.0
WRITING EQ. 176	.0	.0	.0	.0	.0	.0	.0	.0
END PROD. NES 177	.7	.0	.1	.5	.6	.3	.0	.0
CONSTRUCTION 178	2.6	.3	3.0	3.7	2.7	1.1	.7	1.3
WH. & RETAIL TRADE 179	16.7	2.8	5.5	30.0	9.4	6.6	7.8	7.7
TRANSP. & STORAGE 180	10.6	1.9	5.3	26.1	7.3	4.0	4.8	6.6
BROADCASTING 181	.0	.0	.0	.0	.0	.0	.0	.0
TELEPHONE & TELEG. 182	3.9	1.3	1.9	3.1	1.0	.8	1.2	3.4
POSTAL SERVICE 183	.6	.2	.2	.5	.1	.1	.3	.3
ELECTRIC POWER 184	2.9	.3	1.4	2.5	2.1	2.1	1.6	2.0
OTHER UTILITIES 185	1.2	.1	.6	.4	1.3	.5	.7	.6
REAL ESTATE RENT 186	2.8	2.8	1.4	.9	.7	.6	2.0	6.8
FINANCE & INSUR. 187	6.1	8.6	3.2	1.4	1.3	2.7	2.5	6.4
HEALTH & EDUCATION 188	.0	.0	.0	.0	.0	.0	.0	.0
BUSINESS SERVICE 189	2.5	.2	2.7	6.1	.4	.4	1.6	1.3
ACCOMMOD. & MEALS 190	.0	.0	.0	.0	.0	.0	.0	.0
PERSONAL SERVICE 191	3.7	.6	2.2	7.0	1.2	.7	1.4	2.1
RENT EX. R. STATE 192	.7	.0	.3	1.4	.6	.2	.3	.5
OFFICE SUPPLIES 193	2.3	.6	1.6	2.4	.6	.7	.8	2.7
ADVERTISING 194	5.6	1.7	.7	20.7	1.2	.8	7.8	1.6
TRAVEL & ENTERTAIN 195	7.5	3.2	5.3	6.8	1.3	1.2	3.1	4.9
CAFETERIA SUPPL. 196	.2	.0	.2	.0	.1	.1	.1	.2
OPERATING SUPPL. 197	14.0	2.6	13.7	15.0	15.1	3.8	5.1	12.6

TABLE 13 VALUES OF INDUSTRY INPUTS AND FINAL EXPENDITURES, 1961 - AGGREGATION L (SEE CHAPTER 4)

INDUSTRY (COLUMNS)	AO MACHINERY & EQ. MFG.	REFRIG. & STORE MACH.	AIRCRAFT & PARTS	MOTOR VEH. MFG.	VEHICLE PARTS MFG.	OTH. TRANSP. EQ.	MFG. OF ELEC. APPLIANCES	COM. EQ. & WIRE MFG.
--------------------	-------------------------	-----------------------	------------------	-----------------	--------------------	------------------	--------------------------	----------------------

ADVERTISING 194	5.6	1.7	.7	20.7	1.2	.8	7.8	1.6
TRAVEL&ENTERTAIN195	7.5	3.2	5.3	6.8	1.3	1.2	3.1	4.9
CAFFETERIA SUPPL.196	.2	.0	.2	.0	.1	.1	.1	.2
OPERATING SUPPL.197	14.0	2.6	13.7	15.0	15.1	3.8	5.1	12.6

TABLE 13 VALUES OF INDUSTRY INPUTS AND FINAL EXPENDITURES, 1961 - AGGREGATION L (SEE CHAPTER 4)

INDUSTRY (COLUMNS)	AD MACHINERY & EQ. MFG.	REFRIG. & STORE MACH.	AIRCRAFT & PARTS	MOTOR VEH. MFG.	VEHICLE PARTS MFG.	OTH. TRANSP. EQ.	MFG. OF ELEC. APPLIANCES	COM. EQ. & WIRE MFG.
COMMODITY (ROWS)	73	74	75	76	77	78	79	80
NON-COMP. IMPORTS 198	.0	.0	.0	.0	.0	.0	.1	.0
BAL. PAYMENT ADJ. 199	.0	.0	.0	.0	.0	.0	.0	.0
COMMODITY TAXES 200	.3	.2	1.5	.4	.2	.5	.2	.7
SUBSIDIES 201	.0	.0	.0	.0	.0	.0	.0	.0
INDIR. TX & GOV. SER 202	7.2	.5	3.3	12.2	1.9	2.1	2.7	2.7
WAGES & SALARIES 203	199.1	53.5	152.0	163.0	108.7	97.8	73.5	175.4
NET-INC. UNINCORP 204	.7	.1	.0	.4	.3	.8	.0	.0
SURPLUS 205	42.7	44.7	14.4	108.5	26.9	12.9	16.7	51.3
SUB TOT (198-205) 206	250.0	99.1	171.2	284.5	137.9	114.0	93.2	230.2
TOTAL INPUTS 207	584.2	181.2	364.8	995.0	355.2	230.2	275.9	468.4

TABLE 13 VALUES OF INDUSTRY INPUTS AND FINAL EXPENDITURES, 1961 - AGGREGATION L (SEE CHAPTER 4)

INDUSTRY (COLUMNS)	ELEC. INDUST. EQ.	OTH. ELEC. PROD. MFG.	CEMENT & LIME MFG.	CONCRETE & GYPSUM	CLAY, STONE & REFRA.	GLASS & PROD. MFG.	OTH. NON-METAL MINERAL	PETR. PROD. IND.
COMMODITY (ROWS)	81	82	83	84	85	86	87	88
LIVE ANIMALS 1	.0	.0	.0	.0	.0	.0	.0	.0
GRAIN 2	.0	.0	.0	.0	.0	.0	.0	.0
FRUITS, NUTS & VEG. 3	.0	.0	.0	.0	.0	.0	.0	.0
MILK UNPROCESSED 4	.0	.0	.0	.0	.0	.0	.0	.0
EGGS IN THE SHELL 5	.0	.0	.0	.0	.0	.0	.0	.0
TOBACCO 6	.0	.0	.0	.0	.0	.0	.0	.0
OIL SEEDS 7	.0	.0	.0	.0	.0	.0	.0	.0
AGR. PROD. NES 8	.0	.0	.0	.0	.0	.0	.0	.0
FOREST PRODUCTS 9	.0	.0	.1	.0	.1	.0	.1	.0
FISH LANDINGS 10	.0	.0	.0	.0	.0	.0	.0	.0
FUR SKIN EX. RANCH 11	.0	.0	.0	.0	.0	.0	.0	.0
IRON ORE 12	.0	.0	.0	.0	.1	.0	.0	.0
METAL ORES NES 13	.0	.0	.0	.0	1.4	.0	5.1	.2
RADIOACTIVE ORES 14	.0	.0	.0	.0	.0	.0	.0	.0
GOLD ORES 15	.0	.0	.0	.0	.0	.0	.0	.0
COAL 16	.4	.1	5.9	.5	1.3	.0	.3	1.4
CRUDE MINERAL OIL 17	.0	.0	.0	.0	.0	.0	.0	722.5
NATURAL GAS 18	.0	.0	.7	.1	.3	.2	.1	.4
PROD. REL. TO MINES 19	.0	.0	.0	.0	.0	.0	.1	.0
ASBESTOS, FIBRES 20	.0	.0	.0	.0	.0	.0	5.1	.1
CLAY & GYPSUM 21	.0	.0	.3	.9	2.0	.0	.2	.1
SALT 22	.0	.0	.0	.0	.0	.0	.0	.0
CRUDE MINERAL NES 23	.1	.1	.7	21.5	2.9	2.1	3.5	.7
MEAT 24	.0	.0	.0	.0	.0	.0	.0	.0
HIDES & SKINS 25	.0	.0	.0	.0	.0	.0	.0	.0
ANIMAL FATS & OILS 26	.0	.0	.0	.0	.0	.0	.0	.0
MEAT BY-PROD. NES 27	.0	.0	.0	.0	.0	.0	.0	.0
POULTRY 28	.0	.0	.0	.0	.0	.0	.0	.0
MILK PROCESSED 29	.0	.0	.0	.0	.0	.0	.0	.0
BUTTER 30	.0	.0	.0	.0	.0	.0	.0	.0
CHEESE EX. PROCESS 31	.0	.0	.0	.0	.0	.0	.0	.0
DAIRY PROD. NES 32	.0	.0	.0	.0	.0	.0	.0	.0
PROCESS CHEESE 33	.0	.0	.0	.0	.0	.0	.0	.0
FISH PRODUCTS 34	.0	.0	.0	.0	.0	.0	.0	.0
FRUIT & VEG. CANNED 35	.0	.0	.0	.0	.0	.0	.0	.0
FEEDS & CONC. 36	.0	.0	.0	.0	.0	.0	.0	.0
FLOUR MILL PROD. 37	.0	.0	.0	.0	.0	.0	.0	.0
CEREAL PROD. 38	.0	.0	.0	.0	.0	.0	.0	.0
BISCUITS, 39	.0	.0	.0	.0	.0	.0	.0	.0
BAKERY PRODUCTS 40	.0	.0	.0	.0	.0	.0	.0	.0
CONFECTIONERY 41	.0	.0	.0	.0	.0	.0	.0	.0
SUGAR & MOLASSES 42	.0	.0	.0	.0	.0	.0	.0	.0
VEG. OIL & FATS 43	.0	.0	.0	.0	.0	.0	.0	.5
TEA & COFFEE 44	.0	.0	.0	.0	.0	.0	.0	.0
MISC. FOOD PROD. 45	.0	.0	.0	.4	.0	.0	.0	.0
SOFT DRINKS & CONC. 46	.0	.0	.0	.0	.0	.0	.0	.0
DISTILLERY PROD. 47	.0	.0	.0	.0	.0	.0	.0	.0
BREWERY & WINERY 48	.0	.0	.0	.0	.0	.0	.0	.0
TOBACCO PROCESSED 49	.0	.0	.0	.0	.0	.0	.0	.0
TOBACCO PRODUCTS 50	.0	.0	.0	.0	.0	.0	.0	.0

TABLE 13 VALUES OF INDUSTRY INPUTS AND FINAL EXPENDITURES, 1961 - AGGREGATION L (SEE CHAPTER 4)

INDUSTRY (COLUMNS)	ELEC. INDUST. EQ.	OTH. ELEC. PROD. MFG.	CEMENT & LIME MFG.	CONCRETE & GYPSUM	CLAY, STONE & REFRA.	GLASS & PROD. MFG.	OTH. NON-METAL MINERAL	PETR. PROD. IND.
--------------------	-------------------	-----------------------	--------------------	-------------------	----------------------	--------------------	------------------------	------------------

SOFT DRINKS&CNC.	46	.0	.0	.0	.0	.0	.0	.0	.0
DISTILLERY PROD.	47	.0	.0	.0	.0	.0	.0	.0	.0
BREWERY & WINERY	48	.0	.0	.0	.0	.0	.0	.0	.0
TOBACCO PROCESSED	49	.0	.0	.0	.0	.0	.0	.0	.0
TOBACCO PRODUCTS	50	.0	.0	.0	.0	.0	.0	.0	.0

TABLE 13 VALUES OF INDUSTRY INPUTS AND FINAL EXPENDITURES, 1961 - AGGREGATION L (SEE CHAPTER 4)

INDUSTRY (COLUMNS)	ELEC. INDUST. EQ.	OTH. ELEC. PROD. MFG.	CEMENT & LIME MFG.	CONCRETE & GYPSUM	CLAY, STONE & REFRAC.	GLASS & PROD. MFG.	OTH. NON-METAL MINERAL	PETR. PROD. IND.
COMMODITY (ROWS)	81	82	83	84	85	86	87	88
FOOTWEAR RUBBER	51	.0	.0	.0	.0	.0	.0	.0
TIRES & TUBES	52	.0	.0	.0	.0	.0	.0	.0
RUBBER PROD. NES	53	1.1	6.7	.0	.3	.0	.1	.0
LEATHER	54	.0	.0	.0	.0	.0	.0	.0
FOOTWEAR LEATHER	55	.0	.0	.0	.0	.0	.0	.0
LEATHER PROD. NES	56	.0	.0	.0	.0	.0	.0	.0
COTTON FIBRE&YARN	57	.0	.0	.0	.0	.0	.7	.0
COTTON FABRICS	58	.3	.0	.1	.2	.0	1.3	.0
WOOL YARN&FABRIC	59	.0	.0	.0	.0	.0	.0	.0
SYNTH. FIBRE&YARN	60	.0	.0	.0	.0	.0	.1	.0
SYNTH. FABRICS	61	.0	.0	.0	.0	.0	.0	.0
CARPETING	62	.0	.0	.0	.0	.0	.0	.0
LINOL&COATED FABR	63	.0	.0	.0	.0	.0	.0	.0
CANVAS PRODUCTS	64	.0	.0	.0	.0	.0	.0	.0
TEXTILE CONTAINERS	65	.0	.0	.0	.0	.0	.0	.0
FELTS	66	.0	.0	.0	.0	.0	.0	.0
CORDAGE & TWINE	67	.0	.0	.0	.0	.0	.0	.0
OTHER FABRICS	68	.2	.0	.0	.0	.0	.0	.0
TEXTILE PROD. NES	69	.0	.0	.0	.0	.0	.0	.0
HOSIERY	70	.0	.0	.0	.0	.0	.0	.0
KNITTED FABRICS	71	.0	.0	.0	.0	.0	.0	.0
KNITTED CLOTHING	72	.0	.0	.0	.0	.0	.0	.0
FUR CLOTHING	73	.0	.0	.0	.0	.0	.0	.0
CLOTHING NES	74	.0	.0	.0	.0	.0	.0	.0
PULP CHIPS&WASTE	75	.0	.1	.0	.0	.0	.1	.0
LUMBER, SAWN PROD.	76	.2	.0	.0	.1	.0	.1	.1
VENEER&PLYWOOD	77	.0	.0	.0	.0	.0	.0	.0
MILLWORK (WOOD)	78	.0	.0	.0	.0	.0	.0	.0
WOODEN CONTAINERS	79	.3	.1	.0	.0	.1	.6	.1
WOOD PROD. NES	80	.0	.0	.0	.0	.0	.0	.0
HOUSE FURNITURE	81	.0	8.0	.0	.0	.0	.0	.0
FURNITURE OTHER	82	.8	.1	.0	.0	.0	.0	.0
PULP	83	.0	.0	.0	.0	.0	.0	.0
PAPER STOCK	84	.4	.5	.0	.2	.1	.2	.3
AO PULP & PAPER	85	.4	.0	.0	5.2	.0	.0	.3
PAPER BLDG. PROD.	86	.0	.0	.0	.0	.0	.5	.0
PAPER CARTONS	87	.6	2.9	3.9	.7	.9	3.6	1.4
CONVERTED PAPER	88	.0	.1	.0	.0	.0	.4	.0
PRINTED MATTER	89	.0	.0	.0	.0	.1	.0	.0
PRINT. & PUBLISHING	90	.0	.0	.0	.0	.0	.0	.0
PIG IRON, STEEL	91	.0	.1	.0	.0	.0	.0	.0
BAR&RODS, STEEL	92	2.9	2.7	.0	3.0	.0	.0	.0
PLATE, SHEET, STRIP	93	4.3	4.5	.0	.0	.0	.0	.0
STRUCTURAL&RAILS	94	.5	.0	.0	.1	.0	.0	.0
STEEL CASTINGS	95	1.3	.6	.0	.0	.1	.0	.0
GRAPHITE, CARBON	96	1.4	1.1	.0	.0	.0	.1	.0
PIPES & TUBES	97	.0	.0	.0	.0	.0	.0	.0
IRON CASTINGS	98	2.1	.4	.0	.2	.0	.0	.0
MET. PRIMARY FORM	99	2.9	5.7	.0	1.2	.5	.3	1.1
ALUMINUM ROLLED	100	1.9	2.1	.0	.2	.0	.1	.0

TABLE 13 VALUES OF INDUSTRY INPUTS AND FINAL EXPENDITURES, 1961 - AGGREGATION L (SEE CHAPTER 4)

INDUSTRY(COLUMNS)	ELEC. INDUST. EQ.	OTH. ELEC. PROD. MFG.	CEMENT & LIME MFG.	CONCRETE & GYPSUM	CLAY,STONE & REFRAC.	GLASS & PROD. MFG.	OTH.NON-METAL MINERAL	PETR. PROD. IND.
COMMODITY(ROWS)	81	82	83	84	85	86	87	88
COPPER ROLLED 101	3.3	1.2	.0	.0	.0	.0	.1	.0
NON-FERROUS MET.102	.1	2.9	.0	.0	.0	.0	.0	.0
PLATE,TANK,BDIL.103	.0	.0	.0	.0	.0	.0	.0	.0
BASIC STEEL PROD104	.0	.3	.0	.0	.1	.1	.0	.0
ARCH. METAL PROD105	.0	.0	.0	.0	.0	.0	.0	.0
METAL CONTAINERS106	.0	.2	.0	.0	.1	.0	.2	8.6
BASIC METAL PROD107	8.7	1.0	.0	.0	.0	.2	.0	.0
METAL HOUSEWARE 108	.0	.0	.0	.0	.0	.0	.0	.0
WIRE&WIRE PROD. 109	.9	.7	.0	5.5	.0	.1	.8	.0
HARDWARE NES 110	.3	1.5	.0	.0	.0	.0	.0	.0
TOOLS&CUTTING EQ111	.0	.0	.0	.0	.0	.0	.0	.0
HEATING EQ. 112	.0	.0	.0	.0	.0	.0	.0	.0
FORG.&PLUMB.EQ. 113	.3	.0	.0	.0	.0	.0	.0	.0
MISC.METAL FAB. 114	6.4	1.9	.0	.0	.0	.0	.0	.0
AGR.IMPLEMENTS 115	.0	.0	.0	.0	.0	.0	.0	.0
INDUSTRIAL MACH.116	1.2	.0	.0	.0	.4	.0	.1	.0
REFRIG.&AIR CON.117	.0	.0	.0	.0	.0	.0	.0	.0
OFFICE&STORE MCH118	.7	.3	.0	.1	.0	.2	.1	1.2
AIRCRAFT & PARTS119	.0	.0	.0	.0	.0	.0	.0	.0
AIRCRAFT REPAIR 120	.0	.0	.0	.0	.0	.0	.0	.0
PASSENGER CARS 121	.0	.0	.0	.0	.0	.0	.0	.0
COM. VEHICLES 122	.0	.0	.0	.0	.0	.0	.0	.0
COM. TRAILERS 123	.0	.0	.0	.0	.0	.0	.0	.0
VEH. BODY,TRAIL.124	.0	.0	.0	.0	.0	.0	.0	.0
MOTOR VEH. PARTS125	.5	.0	.0	.0	.0	.0	.0	.0
RLY.ROLL. STOCK 126	.0	.0	.0	.0	.0	.0	.0	.0
SHIPS & BOATS 127	.0	.0	.0	.0	.0	.0	.0	.0
OTHER VEHICLES 128	.0	.0	.0	.0	.0	.0	.0	.0
SHIP REPAIR 129	.0	.0	.0	.0	.0	.0	.0	.0
SMALL APPLIANCES130	5.4	1.5	.0	.0	.0	.0	.0	.0
REFRIG.& FREEZER131	.0	.0	.0	.0	.0	.0	.0	.0
STOVES & RANGES 132	.0	.0	.0	.0	.0	.0	.0	.0
OTHER APPLIANCES133	.0	.0	.0	.0	.0	.0	.0	.0
COMMUNICATION EQ134	5.1	58.9	.0	.0	.0	.0	.0	.0
ELEC.WIRE,CABLE 135	7.7	2.4	.0	.0	.0	.0	.0	.0
ELEC. IND. EQ. 136	15.3	10.6	.0	.0	.9	.0	.0	.0
RADIO & T.V.EQ. 137	.0	1.8	.0	.0	.0	.0	.0	.0
BATTERIES 138	.6	1.2	.0	.0	.0	.0	.0	.0
LIGHT BULBS 139	.0	4.0	.0	.0	.0	.4	.0	.0
OTHER ELEC. EQ 140	.5	3.5	.0	.0	.0	.0	.0	.0
CEMENT 141	.0	.0	.2	44.1	.1	.0	1.2	.0
LIME 142	.0	.0	.0	.4	.0	.5	.0	.0
PLASTER & GYPSUM143	.0	.0	.0	2.5	.0	.0	.0	.0
CONCRETE PROD. 144	.0	.0	.1	.8	.1	.0	.0	.0
CLAY PRODUCTS 145	2.1	.2	.0	.0	.8	.0	.0	.0
REFRACTORIES 146	.0	.0	.4	.0	3.8	1.5	.2	.0
STONE PRODUCTS 147	.0	.0	.0	.0	1.0	.0	.5	.0
GLASS&GLASS PROD148	.1	4.1	.0	.0	.0	17.3	.1	.0
MIN. WOOL&INSUL.149	.2	.0	.0	.5	.2	.0	.4	.0
ASBESTOS PROD. 150	.0	.0	.0	.0	.0	.0	.4	.0

TABLE 13 VALUES OF INDUSTRY INPUTS AND FINAL EXPENDITURES, 1961 - AGGREGATION L (SEE CHAPTER 4)

INDUSTRY(COLUMNS)	ELEC.	OTH. ELEC.	CEMENT &	CONCRETE	CLAY,STONE	GLASS &	OTH.NON-METAL	PETR. PROD.
-------------------	-------	------------	----------	----------	------------	---------	---------------	-------------

CLAY PRODUCTS 145	2.1	.2	.0	.0	.8	.0	.0
REFRACTORIES 146	.0	.0	.4	.0	3.8	1.5	.2
STONE PRODUCTS 147	.0	.0	.0	.0	1.0	.0	.5
GLASS&GLASS PROD148	.1	4.1	.0	.0	.0	17.3	.1
MIN. WOOL&INSUL.149	.2	.0	.0	.5	.2	.0	.4
ASBESTOS PROD. 150	.0	.0	.0	.0	.0	.0	.4

TABLE 13 VALUES OF INDUSTRY INPUTS AND FINAL EXPENDITURES, 1961 - AGGREGATION L (SEE CHAPTER 4)

INDUSTRY (COLUMNS) COMMODITY (ROWS)	ELEC. INDUST. EQ. 81	OTH. ELEC. PROD. MFG. 82	CEMENT & LIME MFG. 83	CONCRETE & GYPSUM 84	CLAY, STONE & REFRAC. 85	GLASS & PROD. MFG. 86	OTH. NON-METAL MINERAL 87	PETR. PROD. IND. 88
OTH. MINERAL PROD151	.3	.0	.0	1.2	.2	.1	2.2	.0
GASOLINE 152	.0	.1	.3	1.3	.2	.0	.0	.1
FUEL OIL 153	.3	.3	1.2	1.9	1.4	1.7	.5	.8
LUB. OIL&GREASE 154	.3	.0	.5	.3	.1	.1	.1	5.3
OTH. PETROL. PROD.155	.0	.1	.0	.1	.0	.0	.3	7.6
EXPLOSIVES&AMMUN156	.0	.0	.0	.0	.0	.0	.0	.0
FERTILIZERS 157	.0	.0	.0	.0	.0	.0	.0	.0
PLASTIC, SYN. RESN158	.3	5.6	.0	.0	.0	.0	2.0	.8
PHARM&MEDICINES 159	.0	.0	.0	.0	.0	.0	.0	.0
PAINTS&VARNISHES160	.6	1.2	.0	.2	.3	.1	.1	.0
SOAPS & CLEANERS161	.0	.0	.0	.0	.0	.0	.0	.0
VEG. OILS&REF. GLY162	.0	.0	.0	.0	.0	.0	.0	.0
TOILET&COSMETICS163	.0	.0	.0	.0	.0	.0	.0	.0
PIGMENT, DYE & INK164	.0	1.1	.4	.7	.3	.7	.8	.1
INORGANIC CHEM. 165	.1	.5	.0	.1	.5	4.6	.5	1.2
ORGANIC CHEM. 166	.0	.1	.0	.0	.0	.0	.0	10.1
IND. CHEM. PROD. 167	.4	.9	.0	2.5	.3	.3	.6	30.8
HOUSEHOLD CHEM. 168	.0	.1	.0	.0	.0	.0	.0	.0
SCIENCE&LAB. EQ. 169	.0	.0	.0	.0	.0	.2	.0	.0
JEWELLERY 170	.0	.0	.0	.0	.0	.0	.0	.0
PLASTIC FAB. PROD171	.5	2.4	.0	.0	.0	.9	.0	.3
SPORT GOODS&TOYS172	.0	.5	.0	.0	.0	.0	.0	.0
FUR DRESSING&DYE173	.0	.0	.0	.0	.0	.0	.0	.0
SIGNS&DISPLAYS 174	.0	.0	.6	.7	.2	.4	.5	3.7
NOTIONS 175	.0	.0	.0	.0	.0	.0	.0	.0
WRITING EQ. 176	.0	.0	.0	.0	.0	.0	.0	.0
END PROD. NES 177	.0	.0	.0	.0	.0	.0	.0	.0
CONSTRUCTION 178	.6	.6	.8	1.3	.9	.7	.5	26.1
WH. & RETAIL TRADE179	4.2	5.9	1.7	7.2	1.7	2.1	2.1	5.9
TRANSP. & STORAGE180	2.8	8.4	5.1	23.6	3.6	4.2	3.1	108.8
BROADCASTING 181	.0	.0	.0	.0	.0	.0	.0	.0
TELEPHONE&TELEG.182	1.7	2.1	.5	1.3	.6	.4	.6	1.1
POSTAL SERVICE 183	.2	.3	.0	.1	.1	.1	.1	.4
ELECTRIC POWER 184	1.3	1.2	5.0	1.9	1.4	1.3	5.4	8.4
OTHER UTILITIES 185	.3	.4	2.1	.8	1.0	.6	2.7	1.8
REAL ESTATE RENT186	1.1	2.1	.7	1.2	.1	1.1	.6	2.1
FINANCE&INSUR. 187	3.2	5.3	1.3	1.4	1.1	.8	1.7	9.3
HEALTH&EDUCATION188	.0	.0	.0	.0	.0	.0	.0	.0
BUSINESS SERVICE189	1.7	1.4	.4	1.2	.5	.3	.5	.9
ACCOMMOD. & MEALS 190	.0	.0	.0	.0	.0	.0	.0	.0
PERSONAL SERVICE191	.8	1.3	.8	1.2	.6	.2	.4	1.1
RENT EX. R. ESTATE192	.2	.3	.7	4.3	.3	.3	.3	1.1
OFFICE SUPPLIES 193	1.3	1.2	.2	.8	.4	.3	.3	1.3
ADVERTISING 194	.9	4.9	.6	1.2	.7	.6	.8	.1
TRAVEL&ENTERTAIN195	3.7	9.1	1.0	3.2	1.5	.8	1.9	1.9
CAFETERIA SUPPL.196	.1	.1	.0	.1	.1	.1	.0	.1
OPERATING SUPPL.197	7.6	6.5	14.3	18.7	6.9	8.0	6.7	16.4

TABLE 13 VALUES OF INDUSTRY INPUTS AND FINAL EXPENDITURES, 1961 - AGGREGATION L (SEE CHAPTER 4)

INDUSTRY(COLUMNS)	ELEC. INDUST. EQ. 81	OTH. ELEC. PROD. MFG. 82	CEMENT & LIME MFG. 83	CONCRETE & GYPSUM 84	CLAY, STONE & REFRAC. 85	GLASS & PROD. MFG. 86	OTH. NON-METAL MINERAL 87	PETR. PROD. IND. 88
NON-COMP. IMPORTS 198	.0	.0	.0	.0	.0	.0	.4	.0
BAL. PAYMENT ADJ. 199	.0	.0	.0	.0	.0	.0	.0	.0
COMMODITY TAXES 200	.2	.2	.4	1.6	.3	.1	.0	.5
SUBSIDIES 201	.0	.0	.0	.0	.0	.0	.0	.0
INDIR. TX & GOV. SER 202	2.8	1.8	2.0	3.5	1.2	1.3	1.4	6.4
WAGES & SALARIES 203	92.3	84.2	24.7	65.0	31.0	42.5	35.5	80.0
NET-INC. UNINCORP 204	.0	.2	.0	1.7	.8	.2	.0	3.0
SURPLUS 205	16.2	33.1	43.5	23.2	9.6	15.0	12.6	165.2
SUB TOT (198-205) 206	111.5	119.6	70.7	94.9	42.9	59.0	50.0	255.1
TOTAL INPUTS 207	227.8	317.9	121.4	262.1	85.4	117.6	110.4	1242.3

TABLE 13 VALUES OF INDUSTRY INPUTS AND FINAL EXPENDITURES, 1961 - AGGREGATION L (SEE CHAPTER 4)

INDUSTRY(COLUMNS)	EXPENSIVE AMMUN.	MFG. MERE FERTILIZERS	PLASTIC RESINS MFG.	PHARMA CEUTICALS	PAPER & VARNISH MFG.	SHIPS & CLEANERS	TOILET & CHEMICAL PREP. MFG.	IND. 96
-------------------	---------------------	--------------------------	------------------------	---------------------	-------------------------	---------------------	---------------------------------	------------

TABLE 13 VALUES OF INDUSTRY INPUTS AND FINAL EXPENDITURES, 1961 - AGGREGATION L (SEE CHAPTER 4)

INDUSTRY (COLUMNS)	EXPLOSIVES & AMMUN. 89	MFG. MIXED FERTILIZERS 90	PLASTIC RESINS MFG. 91	PHARMA- CEUTICALS 92	PAINTS & VARNISH MFG. 93	SOAPS & CLEANERS 94	TOILET PREP. MFG. 95	OTH. CHEMICAL IND. 96
COMMODITY (ROWS)								
LIVE ANIMALS 1	.0	.0	.0	.4	.0	.0	.0	.0
GRAIN 2	.0	.0	.0	.0	.0	.0	.0	.0
FRUITS, NUTS & VEG. 3	.0	.0	.0	.0	.0	.0	.0	.0
MILK UNPROCESSED 4	.0	.0	.0	.0	.0	.0	.0	.0
EGGS IN THE SHELL 5	.0	.0	.0	.0	.0	.0	.0	.0
TOBACCO 6	.0	.0	.0	.0	.0	.0	.0	.0
OIL SEEDS 7	.0	.0	.0	.0	.0	.0	.0	.0
AGR. PROD. NES 8	.0	.0	.0	.0	.0	.0	.1	.1
FOREST PRODUCTS 9	.0	.0	.0	.0	.0	.0	.0	.1
FISH LANDINGS 10	.0	.0	.0	.0	.0	.0	.0	.0
FUR SKIN EX. RANCH 11	.0	.0	.0	.0	.0	.0	.0	.0
IRON ORE 12	.0	.0	.0	.0	.0	.0	.0	.0
METAL ORES NES 13	.0	.0	.0	.0	.0	.0	.0	.7
RADIOACTIVE ORES 14	.0	.0	.0	.0	.0	.0	.0	.0
GOLD ORES 15	.0	.0	.0	.0	.0	.0	.0	.0
COAL 16	.2	.0	.3	.0	.1	.5	.0	8.3
CRUDE MINERAL OIL 17	.0	.0	.0	.0	.0	.0	.0	.0
NATURAL GAS 18	.0	.0	.1	.0	.0	.0	.0	1.2
PROD. REL. TO MINES 19	.4	.0	.0	.0	.0	.0	.0	3.6
ASBESTOS, FIBRES 20	.0	.0	.0	.0	.0	.0	.0	.0
CLAY & GYPSUM 21	.0	.0	.0	.0	.2	.1	.0	.2
SALT 22	.0	.0	.0	.0	.0	.0	.0	2.2
CRUDE MINERAL NES 23	.0	3.3	.0	.0	.7	.2	.1	13.1
MEAT 24	.0	.0	.0	.0	.0	.0	.0	.0
HIDES & SKINS 25	.0	.0	.0	.0	.0	.0	.0	.0
ANIMAL FATS & OILS 26	.0	.0	.0	.0	.0	2.5	.1	.6
MEAT BY-PROD. NES 27	.0	.2	.0	1.0	.0	.0	.0	.3
POULTRY 28	.0	.0	.0	.0	.0	.0	.0	.0
MILK PROCESSED 29	.0	.0	.0	.0	.0	.0	.0	.0
BUTTER 30	.0	.0	.0	.0	.0	.0	.0	.0
CHEESE EX. PROCESS 31	.0	.0	.0	.0	.0	.0	.0	.0
DAIRY PROD. NES 32	.0	.0	.1	.1	.2	.0	.0	.2
PROCESS CHEESE 33	.0	.0	.0	.0	.0	.0	.0	.0
FISH PRODUCTS 34	.0	.0	.0	.0	.1	2.4	.0	.2
FRUIT & VEG. CANNED 35	.0	.0	.0	.0	.0	.0	.0	.0
FEEDS & CONC. 36	.0	.0	.0	.0	.0	.0	.0	.0
FLOUR MILL PROD. 37	.1	.0	.0	.0	.0	.0	.0	.3
CEREAL PROD. 38	.0	.0	.0	.0	.0	.0	.0	.0
BISCUITS, 39	.0	.0	.0	.0	.0	.0	.0	.0
BAKERY PRODUCTS 40	.0	.0	.0	.0	.0	.0	.0	.0
CONFECTIONERY 41	.0	.0	.0	.0	.0	.0	.0	.0
SUGAR & MOLASSES 42	.0	.0	.0	.4	.0	.0	.0	.1
VEG. OIL & FATS 43	.2	.0	1.5	1.0	4.9	16.0	.3	4.7
TEA & COFFEE 44	.0	.0	.0	.0	.0	.0	.0	.0
MISC. FOOD PROD. 45	.0	.0	.0	.7	.0	.2	.0	.7
SOFT DRINKS & CONC. 46	.0	.0	.0	.0	.0	.0	.0	.0
DISTILLERY PROD. 47	.1	.0	.2	.6	.2	.3	.2	.7
BREWERY & WINERY 48	.0	.0	.0	.0	.0	.0	.0	.0
TOBACCO PROCESSED 49	.0	.0	.0	.0	.0	.0	.0	.0
TOBACCO PRODUCTS 50	.0	.0	.0	.0	.0	.0	.0	.0

TABLE 13 VALUES OF INDUSTRY INPUTS AND FINAL EXPENDITURES, 1961 - AGGREGATION L (SEE CHAPTER 4)

INDUSTRY (COLUMNS) COMMODITY (ROWS)	EXPLOSIVES & AMMUN. 89	MFG. MIXED FERTILIZERS 90	PLASTIC RESINS MFG. 91	PHARMA- CEUTICALS 92	PAINTS & VARNISH MFG. 93	SCAPS & CLEANERS 94	TOILET PREP. MFG. 95	OTH. CHEMICAL IND. 96
FOOTWEAR RUBBER 51	.0	.0	.0	.0	.0	.0	.0	.0
TIRES & TUBES 52	.0	.0	.0	.0	.0	.0	.0	.0
RUBBER PROD. NES 53	.0	.0	.0	.0	1.8	.0	.0	.3
LEATHER 54	.0	.0	.0	.0	.0	.0	.0	.0
FOOTWEAR LEATHER 55	.0	.0	.0	.0	.0	.0	.0	.0
LEATHER PROD. NES 56	.0	.0	.0	.0	.0	.0	.0	.0
COTTON FIBRE&YARN 57	.3	.0	.0	.0	.0	.0	.0	.0
COTTON FABRICS 58	.0	.0	.0	.3	.0	1.9	.1	.0
WOOL YARN&FABRIC 59	.0	.0	.0	.0	.0	.0	.0	.0
SYNTH. FIBRE&YARN 60	.1	.0	1.7	.0	.0	.0	.0	.0
SYNTH. FABRICS 61	.0	.0	.0	.0	.0	.2	.0	.0
CARPETING 62	.0	.0	.0	.0	.0	.0	.0	.0
LINOL&COATED FABR 63	.0	.0	.0	.0	.0	.0	.0	.1
CANVAS PRODUCTS 64	.0	.0	.0	.0	.0	.0	.0	.0
TXITILE CONTAINERS 65	.0	.0	.0	.0	.0	.0	.0	.5
FELTS 66	.0	.0	.0	.0	.0	.0	.0	.0
CORDAGE & TWINE 67	.0	.0	.0	.0	.0	.0	.0	.0
OTHER FABRICS 68	.0	.0	.0	.0	.0	.0	.0	.0
TEXTILE PROD. NES 69	.0	.0	.0	.0	.0	.0	.0	.0
HOSIERY 70	.0	.0	.0	.0	.0	.0	.0	.0
KNITTED FABRICS 71	.0	.0	.0	.0	.0	.0	.0	.0
KNITTED CLOTHING 72	.0	.0	.0	.0	.0	.0	.0	.0
FUR CLOTHING 73	.0	.0	.0	.0	.0	.0	.0	.0
CLOTHING NES 74	.0	.0	.0	.0	.0	.0	.0	.0
PULP CHIP&WASTE 75	.0	.0	.0	.0	.0	.0	.0	.0
LUMBER, SAWN PROD. 76	.0	.0	.0	.0	.0	.0	.0	.0
VENEER&PLYWOOD 77	.0	.0	.0	.0	.0	.0	.0	.0
MILLWORK (WOOD) 78	.0	.0	.0	.0	.0	.0	.0	.0
WOODEN CONTAINERS 79	.2	.1	.1	.0	.0	.0	.0	.3
WOOD PROD. NES 80	.0	.0	.1	.0	.0	.0	.0	.6
HOUSE FURNITURE 81	.0	.0	.0	.0	.0	.0	.0	.0
FURNITURE OTHER 82	.0	.0	.3	.0	.0	.0	.0	.0
PULP 83	.1	.0	4.3	.0	.0	.0	.0	.0
PAPER STOCK 84	.5	.0	.1	.2	.0	.3	.1	.8
AD PULP & PAPER 85	.0	.0	.1	.1	.2	.3	.2	.6
PAPER BLDG. PROD. 86	.0	.0	.0	.0	.0	.0	.0	.0
PAPER CARTONS 87	1.3	2.5	1.0	4.0	1.2	9.1	3.7	9.4
CONVERTED PAPER 88	.0	.0	.1	1.6	.6	1.2	.7	.3
PRINTED MATTER 89	.0	.0	.0	.0	.0	.0	.1	.0
PRINT. & PUBLISHING 90	.0	.0	.0	.0	.0	.0	.0	.1
PIG IRON, STEEL 91	.0	.0	.0	.0	.0	.0	.0	.0
BAR&RODS, STEEL 92	.0	.0	.0	.0	.0	.0	.0	.0
PLATE, SHEET, STRIP 93	.0	.0	.0	.0	.0	.0	.0	.4
STRUCTURAL&RAILS 94	.0	.0	.0	.0	.0	.0	.0	.0
STEEL CASTINGS 95	.0	.0	.0	.0	.0	.0	.0	.0
GRAPHITE, CARBON 96	.0	.0	.0	.0	.1	.0	.0	4.7
PIPES & TUBES 97	.0	.0	.0	.0	.0	.0	.0	.0
IRON CASTINGS 98	.0	.0	.0	.0	.0	.0	.0	.0
MET. PRIMARY FORM 99	1.1	.0	.1	.0	.7	.2	.0	5.5
ALUMINUM ROLLED 100	.0	.0	.0	.0	.0	.0	.0	.0

TABLE 14 VALUES OF INDUSTRY INPUTS AND FINAL EXPENDITURES, 1961 - AGGREGATION L (SEE CHAPTER 4)

INDUSTRY (COLUMNS)	EXPLOSIVES & AMMUN.	MFG. MIXED FERTILIZERS	PLASTIC RESINS MFG.	PHARMA- CEUTICALS	PAINTS & VARNISH MFG.	SCAPS & CLEANERS	TOILET PREP. MFG.	OTH. CHEMICAL IND.
--------------------	------------------------	---------------------------	------------------------	----------------------	--------------------------	---------------------	----------------------	-----------------------

GRAPHITE, CARBON 96	.0	.0	.0	.0	.0	.0	.0	.0	.0
PIPES & TUBES 97	.0	.0	.0	.0	.0	.0	.0	.0	4.7
IRON CASTINGS 98	.0	.0	.0	.0	.0	.0	.0	.0	.0
MET.PRIMARY FORM 99	1.1	.0	.1	.0	.0	.0	.0	.0	.0
ALUMINUM ROLLED 100	.0	.0	.0	.0	.0	.7	.2	.0	5.5
						.0	.0	.0	.0

TABLE 13 VALUES OF INDUSTRY INPUTS AND FINAL EXPENDITURES, 1961 - AGGREGATION L (SEE CHAPTER 4)

INDUSTRY(COLUMNS) COMMODITY(ROWS)	EXPLOSIVES & AMMUN. 89	MFG. MIXED FERTILIZERS 90	PLASTIC RESINS MFG. 91	PHARMA- CEUTICALS 92	PAINTS & VARNISH MFG. 93	SOAPS & CLEANERS 94	TOILET PREP. MFG. 95	UTH.CHEMICAL IND. 96
COPPER ROLLED 101	.8	.0	.0	.0	.0	.0	.0	.0
NON-FERROUS MET.102	.0	.0	.0	.0	.0	.0	.0	.2
PLATE,TANK,BOIL.103	.0	.0	.0	.0	.0	.0	.0	.0
BASIC STEEL PRCD104	.0	.0	.0	.0	.0	.0	.0	.0
ARCH. METAL PROD105	.0	.0	.0	.0	.0	.0	.0	.0
METAL CONTAINERS106	.1	.0	.5	1.9	7.3	1.4	1.7	8.3
BASIC METAL PROD107	.5	.0	.0	.0	.0	.0	.0	.0
METAL HOUSEWARE 108	.0	.0	.0	.0	.0	.0	.0	.0
WIRE&WIRE PROD. 109	.0	.0	.0	.0	.0	.1	.0	.0
HARDWARE NES 110	.0	.0	.0	.0	.0	.0	.0	.0
TOOLS&CUTTING EQ111	.0	.0	.0	.0	.0	.0	.0	.0
HEATING EQ. 112	.0	.0	.0	.0	.0	.0	.0	.0
FORG.&PLUMB.EQ. 113	.3	.0	.0	.0	.0	.0	.0	.0
MISC.METAL FAB. 114	.0	.0	.3	1.0	.4	1.5	.3	.0
AGR.IMPLEMENTS 115	.0	.0	.0	.0	.0	.0	.0	.0
INDUSTRIAL MACH.116	.0	.0	.0	.0	.0	.0	.1	.0
REFRIG.&AIR CON.117	.0	.0	.0	.0	.0	.0	.0	.0
OFFICE&STORE MCH118	.2	.0	.1	1.0	.2	.5	.2	.5
AIRCRAFT & PARTS119	.0	.0	.0	.0	.0	.0	.0	.0
AIRCRAFT REPAIR 120	.0	.0	.0	.0	.0	.0	.0	.0
PASSENGER CARS 121	.0	.0	.0	.0	.0	.0	.0	.0
COM. VEHICLES 122	.0	.0	.0	.0	.0	.0	.0	.0
COM. TRAILERS 123	.0	.0	.0	.0	.0	.0	.0	.0
VEH. BODY,TRAIL.124	.0	.0	.0	.0	.0	.0	.0	.0
MOTOR VEH. PARTS125	.0	.0	.0	.0	.0	.0	.0	.0
RLY.ROLL. STOCK 126	.0	.0	.0	.0	.0	.0	.0	.0
SHIPS & BOATS 127	.0	.0	.0	.0	.0	.0	.0	.0
OTHER VEHICLES 128	.0	.0	.0	.0	.0	.0	.0	.0
SHIP REPAIR 129	.0	.0	.0	.0	.0	.0	.0	.0
SMALL APPLIANCES130	.0	.0	.0	.0	.0	.0	.1	.0
REFRIG.& FREEZER131	.0	.0	.0	.0	.0	.0	.0	.0
STOVES & RANGES 132	.0	.0	.0	.0	.0	.0	.0	.0
OTHER APPLIANCES133	.0	.0	.0	.0	.0	.0	.0	.0
COMMUNICATION EQ134	.0	.0	.0	.0	.0	.0	.0	.0
ELEC.WIRE,CABLE 135	.0	.0	.0	.0	.0	.0	.0	.0
ELEC. IND. EQ. 136	.0	.0	.0	.0	.0	.0	.0	.0
RADIO & T.V.EQ. 137	.0	.0	.0	.0	.0	.0	.0	.0
BATTERIES 138	.0	.0	.0	.0	.0	.0	.0	.0
LIGHT BULBS 139	.0	.0	.0	.0	.0	.0	.0	.0
OTHER ELEC. EQ 140	.0	.0	.0	.0	.0	.0	.0	.0
CEMENT 141	.0	.0	.0	.0	.0	.0	.0	.0
LIME 142	.0	.0	.0	.0	.0	.0	.0	.4
PLASTER & GYPSUM143	.0	.0	.0	.0	.0	.0	.0	.0
CONCRETE PROD. 144	.0	.0	.0	.0	.0	.0	.0	.0
CLAY PRODUCTS 145	.0	.0	.0	.0	.0	.0	.0	.0
REFRACTORIES 146	.0	.1	.0	.0	.0	.0	.0	.4
STONE PRODUCTS 147	.0	.0	.0	.0	.0	.0	.0	.0
GLASS&GLASS PROD148	.0	.0	.0	6.7	.0	1.9	4.0	.4
MIN. WOOD&INSUL.149	.0	.0	.0	.0	.0	.0	.0	.0
AMBIENTUS PROD. 150	.0	.0	.0	.0	.0	.0	.0	.0

TABLE 13 VALUES OF INDUSTRY INPUTS AND FINAL EXPENDITURES, 1961 - AGGREGATION L (SEE CHAPTER 4)

INDUSTRY (COLUMNS)	EXPLOSIVES & AMMUN. 89	MFG. MIXED FERTILIZERS 90	PLASTIC RESINS MFG. 91	PHARMA- CEUTICALS 92	PAINTS & VARNISH MFG. 93	SOAPS & CLEANERS 94	TOILET PREP. MFG. 95	OTH. CHEMICAL IND. 96
OTH. MINERAL PROD. 151	.0	.1	.0	.0	.1	.0	.0	1.1
GASOLINE 152	.0	.0	.0	.1	.0	.0	.0	.2
FUEL OIL 153	.5	.1	.5	.2	.2	.2	.1	2.9
LUB. OIL & GREASE 154	.0	.0	.1	.0	.0	.0	.0	1.2
OTH. PETROL. PROD. 155	.1	.0	2.9	.2	3.9	.0	.4	35.1
EXPLOSIVES & AMMUN. 156	7.4	.0	.4	.0	.0	.0	.0	.0
FERTILIZERS 157	.6	16.8	.0	.0	.0	.0	.0	.3
PLASTIC, SYN. RESIN 158	1.5	.0	6.3	.3	11.9	.4	.0	6.9
PHARM & MEDICINES 159	.0	.0	.0	10.3	.0	.0	.0	1.0
PAINTS & VARNISHES 160	.0	.0	.0	.0	2.3	.0	.0	1.0
SOAPS & CLEANERS 161	.0	.0	.0	.0	.0	.6	.1	.7
VEG. OILS & REF. GLY. 162	.4	.0	1.2	.4	1.9	1.1	.2	.7
TOILET & COSMETICS 163	.0	.0	.0	.0	.0	.4	.4	.0
PIGMENT, DYE & INK 164	.2	.0	.5	.0	18.3	.3	.2	5.7
INORGANIC CHEM. 165	3.0	3.0	1.4	.8	.3	11.0	.1	31.1
ORGANIC CHEM. 166	.8	.4	21.0	4.1	7.4	4.6	1.1	36.1
IND. CHEM. PROD. 167	1.6	6.3	4.5	1.3	4.4	8.3	2.1	28.3
HOUSEHOLD CHEM. 168	.0	.0	.0	.3	.0	.0	.0	.0
SCIENCE & LAB. EQ. 169	.0	.0	.0	.1	.0	.0	.0	.0
JEWELLERY 170	.0	.0	.0	.0	.0	.0	.0	.0
PLASTIC FAB. PROD. 171	.3	.0	.0	1.9	.1	4.0	2.5	.7
SPORT GOODS & TOYS 172	.0	.0	.0	.0	.0	.0	.0	.0
FUR DRESSING & DYE 173	.0	.0	.0	.0	.0	.0	.0	.0
SIGNS & DISPLAYS 174	.1	.0	.6	2.2	.1	1.3	.5	.9
NOTIONS 175	.0	.0	.0	.0	.0	.0	.0	.0
WRITING EQ. 176	.0	.0	.0	.0	.0	.0	.0	.0
END PROD. NES 177	.0	.0	.0	.0	.0	.0	.0	.0
CONSTRUCTION 178	.4	1.0	1.4	.7	.4	.4	.2	5.9
WH. & RETAIL TRADE 179	1.3	.7	2.5	3.1	3.6	4.6	2.1	13.8
TRANSP. & STORAGE 180	1.4	4.4	3.6	3.0	4.3	5.3	1.0	22.5
BROADCASTING 181	.0	.0	.0	.0	.0	.0	.0	.0
TELEPHONE & TELEG. 182	.2	.3	.8	.9	1.0	.5	.4	2.8
POSTAL SERVICE 183	.0	.0	.1	1.2	.2	.3	.2	.3
ELECTRIC POWER 184	.6	.3	1.6	.4	.4	.5	.1	21.7
OTHER UTILITIES 185	.1	.2	.8	.2	.2	.5	.0	9.6
REAL ESTATE RENT 186	.3	.5	.4	.5	2.4	.4	.7	2.3
FINANCE & INSUR. 187	1.7	.1	1.2	3.2	.6	.9	.9	5.9
HEALTH & EDUCATION 188	.0	.0	.0	.0	.0	.0	.0	.0
BUSINESS SERVICE 189	.0	.0	.4	3.6	1.2	2.0	.8	2.1
ACCOMMOD. & MEALS 190	.0	.0	.0	.0	.0	.0	.0	.0
PERSONAL SERVICE 191	.0	.2	.4	2.1	1.2	2.2	.9	5.0
RENT EX. R. ESTATE 192	.1	.0	.2	1.4	.6	.3	.1	2.8
OFFICE SUPPLIES 193	.2	.1	.3	.9	.7	.4	.3	2.0
ADVERTISING 194	.4	.6	1.5	16.3	6.5	22.2	11.9	4.1
TRAVEL & ENTERTAIN 195	.2	.9	1.9	15.2	5.8	8.1	6.1	4.3
CAFETERIA SUPPL. 196	.0	.0	.1	.1	.0	.0	.1	.2
OPERATING SUPPL. 197	2.3	2.6	5.1	3.6	2.3	2.3	1.1	21.7

TABLE 13 VALUES OF INDUSTRY INPUTS AND FINAL EXPENDITURES, 1961 - AGGREGATION L (SEE CHAPTER 4)

INDUSTRY (COLUMNS)	EXPLOSIVES & AMMUN.	MFG. MIXED FERTILIZERS	PLASTIC RESINS MFG.	PHARMA- CEUTICALS	PAINTS & VARNISH MFG.	SOAPS & CLEANERS	TOILET PREP. MFG.	OTH. CHEMICAL IND.
--------------------	------------------------	---------------------------	------------------------	----------------------	--------------------------	---------------------	----------------------	-----------------------

ADVERTISING 194	.4	.6	1.5	16.3	6.5	22.2	11.9	4.1
TRAVEL&ENTERTAIN195	.2	.9	1.9	15.2	5.8	9.1	6.1	4.3
CAFETERIA SUPPL.196	.0	.0	.1	.1	.0	.0	.1	.2
OPERATING SUPPL.197	2.3	2.6	5.1	3.6	2.3	2.3	1.1	21.7

TABLE 13 VALUES OF INDUSTRY INPUTS AND FINAL EXPENDITURES, 1961 - AGGREGATION L (SEE CHAPTER 4)

INDUSTRY (COLUMNS)	EXPLOSIVES & AMMUN. 89	MFG. MIXED FERTILIZERS 90	PLASTIC RESINS MFG. 91	PHARMA- CEUTICALS 92	PAINTS & VARNISH MFG. 93	SOAPS & CLEANERS 94	TOILET OTH. PREP. MFG. 95	CHEMICAL IND. 96
NON-COMP. IMPORTS 198	.0	.0	.0	.0	.0	.0	.0	.6
BAL. PAYMENT ADJ. 199	.0	.0	.0	.0	.0	.0	.0	.0
COMMODITY TAXES 200	.0	.0	.0	.2	.0	.4	.2	.4
SUBSIDIES 201	.0	.0	.0	.0	.0	.0	.0	-.1
INDIR. TX & GOV. SER 202	.4	.5	1.1	1.6	1.3	1.5	.4	8.8
WAGES & SALARIES 203	23.9	8.4	23.9	49.1	38.7	30.9	14.7	140.9
NET-INC. UNINCORP 204	.0	.0	.0	.2	.1	.2	.1	.3
SURPLUS 205	5.2	2.8	21.3	25.4	13.8	19.7	9.6	177.3
SUB TOT (198-205) 206	29.6	11.7	46.4	76.4	53.9	52.7	24.9	328.2
TOTAL INPUTS 207	62.0	56.5	118.4	176.6	155.3	176.6	71.7	680.5

TABLE 13 VALUES OF INDUSTRY INPUTS AND FINAL EXPENDITURES, 1961 - AGGREGATION L (SEE CHAPTER 4)

INDUSTRY (COLUMNS)	MISC. MFG. IND.	CONSTRUCTION	WH.&RETAIL TRADE	TRANSP. & STORAGE	COMMUNI-CATIONS	UTILITIES	FINANCE INS., REAL ESTATE	HEALTH & EDUCATION
COMMODITY (ROWS)	97	98	99	100	101	102	103	104
LIVE ANIMALS 1	.0	.0	209.0	.0	.0	.0	.0	.0
GRAIN 2	.0	.0	.7	.0	.0	.0	.0	.0
FRUITS,NUTS & VEG. 3	.0	.0	.3	.0	.0	.0	.0	.0
MILK UNPROCESSED 4	.0	.0	.0	.0	.0	.0	.0	.0
EGGS IN THE SHELL 5	.0	.0	.0	.0	.0	.0	.0	.0
TOBACCO 6	.0	.0	.0	.0	.0	.0	.0	.0
OIL SEEDS 7	.0	.0	.0	.0	.0	.0	.0	.0
AGR. PROD. NES 3	.1	8.8	.2	.6	.0	.0	.0	.0
FOREST PRODUCTS 9	.0	17.2	3.1	.0	.0	.0	.0	.0
FISH LANDINGS 10	.0	.0	.0	.0	.0	.0	.0	.0
FUR SKIN EX.RANCH 11	.0	.0	.0	.0	.0	.0	.0	.0
IRON ORE 12	.0	.0	.3	.0	.0	.0	.0	.0
METAL ORES NES 13	.0	.0	.0	.0	.0	.0	.0	.0
RADIOACTIVE ORES 14	.0	.0	.0	.0	.0	.0	.0	.0
GOLD ORES 15	8.6	.0	.0	.0	.0	.0	.0	.4
COAL 16	.6	.0	.3	3.6	.0	6.9	.0	.0
CRUDE MINERAL OIL 17	.0	.0	.0	.0	.0	.0	.0	.0
NATURAL GAS 18	.1	.0	2.0	.8	.0	.8	1.1	.0
PROD.REL.TO MINES 19	.0	.0	.0	.0	.0	.0	.0	.0
ASBESTOS, FIBRES 20	.0	.0	.0	.0	.0	.0	.0	.0
CLAY & GYPSUM 21	.0	.2	.0	.0	.0	.0	.0	.0
SALT 22	.0	.0	.0	.6	.0	.0	.0	.0
CRUDE MINERAL NES 23	.2	66.0	.1	.6	.0	.0	.0	.0
MEAT 24	.0	.0	.0	.0	.0	.0	.0	.0
HIDES & SKINS 25	.0	.0	.0	.0	.0	.0	.0	.0
ANIMAL FATS&OILS 26	.1	.0	.2	.0	.0	.0	.0	.0
MEAT BY-PROD.NES 27	.0	.0	3.5	.0	.0	.0	.0	.0
POULTRY 28	.0	.0	.4	.0	.0	.0	.0	.0
MILK PROCESSED 29	.0	.0	3.7	.0	.0	.0	.0	.0
BUTTER 30	.0	.0	.4	.0	.0	.0	.0	.0
CHEESE EX.PROCESS 31	.0	.0	.1	.0	.0	.0	.0	.0
DAIRY PROD. NES 32	.0	.0	.2	.0	.0	.0	.0	.0
PROCESS CHEESE 33	.0	.0	.0	.0	.0	.0	.0	.0
FISH PRODUCTS 34	.1	.0	.1	.0	.0	.0	.0	.0
FRUIT&VEG.CANNED 35	.0	.0	.0	.0	.0	.0	.0	.0
FEEDS & CONC. 36	.0	.0	4.3	.7	.0	.0	.0	.0
FLOUR MILL PROD. 37	.0	.0	.7	.0	.0	.0	.0	.0
CEREAL PROD. 38	.0	.0	.0	.0	.0	.0	.0	.0
BISCUITS, 39	.0	.0	.0	.0	.0	.0	.0	.0
BAKERY PRODUCTS 40	.0	.0	.0	.0	.0	.0	.0	.0
CONFECTIONERY 41	.0	.0	.0	.0	.0	.0	.0	.0
SUGAR&MOLASSES 42	.0	.0	.3	.0	.0	.0	.0	.0
VEG.OIL & FATS 43	.3	.0	.5	.0	.0	.0	.0	.0
TEA & COFFEE 44	.0	.0	.0	.0	.0	.0	.0	.0
MISC.FOOD PROD. 45	.0	.0	.2	.0	.0	.0	.0	.0
SOFT DRINKS&CONC. 46	.0	.0	.0	.0	.0	.0	.0	.0
DISTILLERY PROD. 47	.0	.3	.0	.0	.0	.0	.0	.0
BREWERY & WINERY 48	.0	.0	.0	.0	.0	.0	.0	.0
TOBACCO PROCESSFD 49	.0	.0	.0	.0	.0	.0	.0	.0
TOBACCO PRODUCTS 50	.0	.0	.0	.0	.0	.0	.0	.0

TABLE 13 VALUES OF INDUSTRY INPUTS AND FINAL EXPENDITURES, 1961 - AGGREGATION L (SEE CHAPTER 4)

INDUSTRY (COLUMNS)	MISC. MFG. IND.	CONSTRUCTION	WH.&RETAIL TRADE	TRANSP. & STORAGE	COMMUNI-CATIONS	UTILITIES	FINANCE INS., REAL ESTATE	HEALTH & EDUCATION
--------------------	-----------------	--------------	------------------	-------------------	-----------------	-----------	---------------------------	--------------------

SOFT DRINKS&CONC.46	.0	.0	.0	.0	.0	.0	.0	.0	.0
DISTILLERY PROD. 47	.0	.3	.0	.0	.0	.0	.0	.0	.0
BREWERY & WINERY 48	.0	.0	.0	.0	.0	.0	.0	.0	.0
TGBACCO PROCESSFD49	.0	.0	.0	.0	.0	.0	.0	.0	.0
TGBACCO PRODUCTS 50	.0	.0	.0	.0	.0	.0	.0	.0	.0

TABLE 13 VALUES OF INDUSTRY INPUTS AND FINAL EXPENDITURES, 1961 - AGGREGATION L (SEE CHAPTER 4)

INDUSTRY (COLUMNS)	MISC. IND. 97	CONSTRUCTION 98	WH.&RETAIL TRADE 99	TRANSP. & STORAGE 100	COMMUNI-CATIONS 101	UTILITIES 102	FINANCE INS., REAL ESTATE 103	HEALTH & EDUCATION 104
FOOTWEAR RUBBER 51	.0	.0	.0	.0	.0	.0	.0	.0
TIRES & TUBES 52	.2	9.2	5.0	16.3	.0	.0	.0	.0
RUBBER PROD. NES 53	1.1	16.9	7.7	3.1	.0	.0	.0	.1
LEATHER 54	1.2	.0	.1	.1	.0	.0	.0	.0
FOOTWEAR LEATHER 55	.0	.3	.0	.0	.0	.0	.0	.0
LEATHER PROD. NES 56	.7	.0	.0	.1	.0	.0	.0	.0
COTTON FIBRE&YARN 57	1.7	.3	.4	.0	.0	.0	.0	.0
COTTON FABRICS 58	2.3	.0	7.5	1.9	.0	.0	.0	.1
WOOL YARN&FABRIC 59	.1	.0	3.1	.6	.0	.0	.0	.0
SYNTH. FIBRE&YARN 60	1.5	.0	.0	.0	.0	.0	.0	.0
SYNTH. FABRICS 61	1.0	4.9	13.9	.0	.0	.0	.0	.0
CARPETING 62	.0	10.7	.0	.0	.0	.0	.0	.0
LINOL&COATED FABR 63	1.1	24.9	.0	.5	.0	.0	.0	.0
CANVAS PRODUCTS 64	.0	3.5	.3	.1	.0	.0	.0	.0
TEXTILE CONTAINERS 65	.0	.0	1.0	.9	.8	.0	.0	.0
FELTS 66	.3	.7	.0	.0	.0	.0	.0	.0
CORDAGE & TWINE 67	.1	.0	2.9	.9	.3	.0	.0	.0
OTHER FABRICS 68	1.1	.0	6.3	.0	.0	.0	.0	.0
TEXTILE PROD. NES 69	1.2	3.7	3.0	.6	.0	.0	.0	5.2
HOSIERY 70	.0	.0	.0	.0	.0	.0	.0	.0
KNITTED FABRICS 71	.3	.0	.0	.0	.0	.0	.0	.0
KNITTED CLOTHING 72	.0	.0	.0	.0	.0	.0	.0	.0
FUR CLOTHING 73	.0	.0	.0	.0	.0	.0	.0	.0
CLOTHING NES 74	.1	.0	17.5	.0	.2	.0	.0	.0
PULP CHIPS&WASTE 75	.2	.0	.0	.0	.0	.0	.0	.0
LUMBER, SAWN PROD. 76	5.2	166.2	7.3	.0	.0	2.0	.5	.0
VENEER&PLYWOOD 77	.6	93.8	.3	.0	.0	.0	.0	.0
MILLWORK (WOOD) 79	.0	136.4	.0	.0	.0	.0	.0	.0
WOODEN CONTAINERS 79	.6	.0	.6	.0	.0	.0	.0	.0
WOOD PROD. NES 80	5.2	14.5	1.5	.0	.0	.0	.0	.0
HOUSE FURNITURE 81	.0	.0	.0	.4	.0	.0	.0	.0
FURNITURE OTHER 82	.0	12.1	.0	.0	.0	.0	.0	.0
PULP 83	.0	.0	.1	.0	.0	.0	.0	.0
PAPER STOCK 84	5.1	2.7	18.3	.1	.0	.0	.0	.0
AO PULP & PAPER 85	4.1	21.2	1.6	.4	.0	.0	.0	.0
PAPER BLDG. PROD. 86	.0	45.3	.0	.0	.0	.0	.0	.0
PAPER CARTONS 87	6.5	.0	52.1	.3	.0	.0	.0	.0
CONVERTED PAPER 88	.6	6.3	18.2	1.1	.2	.0	.3	.0
PRINTED MATTER 89	.3	.0	9.3	2.5	9.1	.4	8.0	.0
PRINT. & PUBLISHING 90	.0	.0	.0	.0	.0	.0	.0	.0
PIG IRON, STEEL 91	.0	.0	.0	.1	.0	.0	.0	.0
BAR&RODS, STEEL 92	1.4	53.3	.4	.9	.0	.0	.0	.0
PLATE, SHEET, STRIP 93	4.9	23.2	1.1	2.8	.0	.0	.0	.0
STRUCTURAL&RAILS 94	.0	46.9	.0	.1	.0	.0	.0	.0
STEEL CASTINGS 95	1.7	.0	.2	.5	.0	.0	.0	.0
GRAPHITE, CARBON 96	.4	1.3	.0	.0	.0	.0	.0	.0
PIPES & TUBES 97	3.4	144.6	.0	.6	.0	.0	.0	.0
IRON CASTINGS 98	.3	81.1	.2	.3	.0	.0	.0	.0
MET. PRIMARY FORM 99	11.8	.0	.4	.1	.0	.0	.0	.0
ALUMINUM ROLLED 100	5.4	.5	.0	.0	.0	.0	.0	.0

TABLE 13 VALUES OF INDUSTRY INPUTS AND FINAL EXPENDITURES, 1961 - AGGREGATION L (SEE CHAPTER 4)

INDUSTRY (COLUMNS)	MISC. MFG. CONSTRUCTION	WH. & RETAIL	TRANSP.	COMMUNI-	UTILITIES	FINANCE INS.,	HEALTH
COMMODITY (ROWS)	IND. 97	98	TRADE 99	& STORAGE 100	CATIONS 101	REAL ESTATE 103	& EDUCATION 104
COPPER ROLLED 101	7.3	27.0	.0	.9	.0	.0	.0
NON-FERROUS MET. 102	2.2	10.0	.1	.2	.0	.0	.0
PLATE, TANK, BOIL. 103	1.0	63.1	.0	1.8	.0	.0	.0
BASIC STEEL PROD. 104	1.4	192.0	.0	.3	.0	.0	.0
ARCH. METAL PROD. 105	.0	112.1	.0	.0	.0	.0	.0
METAL CONTAINERS 106	.5	.0	8.8	.0	.0	.0	.0
BASIC METAL PROD. 107	13.9	80.6	.0	.0	.0	.0	.0
METAL HOUSEWARE 108	.0	2.8	.0	.0	.0	.0	.0
WIRE & WIRE PROD. 109	2.2	55.5	3.0	.1	.0	.0	.0
HARDWARE NES 110	.4	39.7	.0	1.0	.0	.0	.0
TOOLS & CUTTING EQ 111	.0	1.8	.0	.0	.0	.0	.0
HEATING EQ. 112	.0	85.7	.0	.0	.0	.0	.0
FORG. & PLUMB. EQ. 113	1.5	108.2	.0	.3	.1	.0	.0
MISC. METAL FAB. 114	.4	32.1	12.8	.0	.0	.0	.0
AGR. IMPLEMENTS 115	.0	.0	.0	.0	.0	.0	.0
INDUSTRIAL MACH. 116	.2	103.8	.0	3.6	.0	.0	.0
REFRIG. & AIR CON. 117	.0	22.9	.0	.0	.0	.0	.0
OFFICE & STORE MCH. 118	.8	.2	5.7	3.3	1.2	2.0	9.1
AIRCRAFT & PARTS 119	.0	.0	.0	3.6	.0	.0	.0
AIRCRAFT REPAIR 120	.0	.0	.0	8.1	.0	.0	.0
PASSENGER CARS 121	.0	.0	.0	.0	.0	.0	.0
COM. VEHICLES 122	.0	.0	.0	.0	.0	.0	.0
COM. TRAILERS 123	.0	.0	.0	.0	.0	.0	.0
VEH. BODY, TRAIL. 124	.0	.0	.0	.0	.0	.0	.0
MOTOR VEH. PARTS 125	.1	8.8	.0	28.5	.0	.0	.0
RLY. ROLL. STOCK 126	.0	.0	.0	22.1	.0	.0	.0
SHIPS & BOATS 127	.0	.0	.0	1.5	.0	.0	.0
OTHER VEHICLES 128	.0	.0	.0	.0	.0	.0	.0
SHIP REPAIR 129	.0	.0	.0	5.5	.0	.0	.0
SMALL APPLIANCES 130	.4	5.6	.0	.0	.0	.0	.0
REFRIG. & FREEZER 131	.0	.0	.0	.0	.0	.0	.0
STOVES & RANGES 132	.0	4.1	.0	.0	.0	.0	.0
OTHER APPLIANCES 133	.0	.9	.0	.0	.0	.0	.0
COMMUNICATION EQ 134	1.0	19.4	.4	.4	9.5	.0	.0
ELEC. WIRE, CABLE 135	.4	103.3	.1	.0	.0	.0	.0
ELEC. IND. EQ. 136	2.1	46.3	.0	.1	.0	.0	.0
RADIO & T.V. EQ. 137	.1	.0	.0	.0	.9	.0	.0
BATTERIES 138	.1	1.8	.0	3.6	.0	.0	.0
LIGHT BULBS 139	.4	55.6	.0	.0	.0	.0	.0
OTHER ELEC. EQ 140	.5	41.8	.0	.0	.0	.0	.0
CEMENT 141	.0	55.9	.0	.0	.0	.0	.0
LIME 142	.0	3.3	.0	.0	.0	.0	.0
PLASTER & GYPSUM 143	.3	29.7	.0	.0	.0	.0	.0
CONCRETE PROD. 144	.1	215.9	.0	.0	.0	.0	.0
CLAY PRODUCTS 145	.0	67.7	.5	.0	.0	.0	.0
REFRACTORIES 146	.0	2.7	.0	.1	.0	.0	.0
STONE PRODUCTS 147	.0	6.8	.0	.0	.0	.0	.0
GLASS & GLASS PROD. 148	6.9	29.2	.4	.5	.0	.0	.1
MIN. WOOL & INSUL. 149	.0	15.9	.0	.2	.0	.0	.0
ASBESTOS PROD. 150	.6	30.3	.9	.8	.0	.0	.0

REFRACTORIES 146	.0	2.7	.0	.1	.0	.0	.0	.0
STONE PRODUCTS 147	.0	6.8	.0	.0	.0	.0	.0	.0
GLASS&GLASS PROD148	6.9	29.2	.4	.5	.0	.0	.0	.1
MIN. WOOL&INSUL.149	.0	16.9	.0	.2	.0	.0	.0	.0
ASBESTOS PROD. 150	.6	30.3	.9	.8	.0	.0	.0	.0

TABLE B VALUES OF INDUSTRY INPUTS AND FINAL EXPENDITURES, 1961 - AGGREGATION I (SEE CHAPTER 4)

INDUSTRY (COLUMNS)	MISC. MFG. CONSTRUCTION	WH.&RETAIL	TRANSP.	COMMUNI-	UTILITIES	FINANCE INS.,	HEALTH
COMMODITY (ROWS)	IND. 97	98	TRADE 99	& STORAGE 100	CATIONS 101	REAL ESTATE 103	& EDUCATION 104
OTH. MINERAL PROD151	.3	11.9	.0	.0	.0	.0	.0
GASOLINE 152	.3	34.6	52.4	47.4	.7	1.3	1.4
FUEL OIL 153	.7	26.3	75.1	83.5	1.1	5.2	1.7
LUB. OIL&GREASE 154	.2	5.0	9.6	5.6	.2	.2	.4
OTH. PETROL. PROD. 155	.5	38.1	1.1	2.4	.1	.3	.1
EXPLOSIVES&AMMUN156	.0	8.2	.0	.3	.0	.0	.0
FERTILIZERS 157	.0	.0	.0	.0	.0	.0	.0
PLASTIC, SYN. RESN158	51.9	1.0	3.8	.0	.0	.0	.0
PHARM&MEDICINES 159	.0	.3	.0	.0	.0	.0	20.3
PAINTS&VARNISHES160	2.0	42.6	.0	.2	.0	.0	.0
SOAPS & CLEANERS161	.0	.0	.0	.0	.0	.1	.1
VEG. OILS&REF. GLY162	.1	.0	.0	.0	.0	.0	.0
TOILET&COSMETICS163	.1	.0	.0	.0	.0	.0	.0
PIGMENT, DYE & INK164	1.7	.0	.2	.0	.0	.0	.0
INORGANIC CHEM. 165	1.4	.7	.0	.3	.0	.0	.9
ORGANIC CHEM. 166	2.8	1.9	.1	.0	.0	.1	.0
IND. CHEM. PROD. 167	4.3	14.2	1.0	2.9	.1	.2	.1
HOUSEHOLD CHEM. 168	.0	.3	.0	.0	.0	.0	.0
SCIENCE&LAB. EQ. 169	.1	5.2	.0	.2	.0	.0	8.4
JEWELLERY 170	16.3	.0	.6	.0	.5	.0	3.6
PLASTIC FAB. PROD171	4.5	28.0	.8	2.1	.0	.0	.0
SPORT GOODS&TOYS172	.5	.0	.0	.0	.0	.0	.0
FUR DRESSING&DYE173	.0	.0	.0	.0	.0	.0	.0
SIGNS&DISPLAYS 174	2.6	20.8	7.4	.0	.0	.0	.0
NOTIONS 175	.0	.0	.0	.0	.0	.0	.0
WRITING EQ. 176	.0	.0	.0	.0	.0	.0	.0
END PROD. NES 177	6.4	4.3	2.6	1.9	.1	.0	.0
CONSTRUCTION 178	2.1	4.0	38.8	167.0	35.7	56.5	.5
WH.&RETAIL TRADE179	14.0	471.5	99.0	94.3	5.3	6.0	12.9
TRANSP.& STORAGE180	9.8	252.4	212.4	255.1	65.3	4.7	2.2
BROADCASTING 181	.0	.0	.0	.0	3.3	.0	.0
TELEPHONE&TELEG.182	3.9	6.7	98.1	39.5	13.7	2.8	14.0
POSTAL SERVICE 183	1.4	1.0	87.8	1.8	7.4	1.9	4.5
ELECTRIC POWER 184	3.0	3.3	76.7	10.4	2.4	240.5	1.4
OTHER UTILITIES 185	.8	3.4	17.9	5.6	.6	3.8	.4
REAL ESTATE RENT186	7.0	23.4	322.1	42.3	8.6	18.7	31.1
FINANCE&INSUR. 187	9.6	38.3	99.8	37.4	6.9	13.4	1.8
HEALTH&EDUCATION188	.0	.0	.0	.0	.0	.0	.0
BUSINESS SERVICE189	2.1	117.4	59.5	11.9	5.9	6.3	5.7
ACCUMMOD.&MEALS 190	.0	.0	.0	8.0	.0	.0	.0
PERSONAL SERVICE191	2.9	32.2	19.6	6.0	36.9	1.1	8.7
RENT EX. R. ESTATE192	.8	109.2	37.6	31.1	2.8	1.8	2.9
OFFICE SUPPLIES 193	9.4	4.7	104.2	24.0	7.1	1.2	12.6
ADVERTISING 194	15.1	18.4	196.9	14.6	3.7	4.3	3.0
TRAVEL&ENTERTAIN195	15.9	11.5	155.2	27.7	5.1	2.5	4.8
CAFETERIA SUPPL.196	.2	.0	35.1	11.7	.0	2.0	2.2
OPERATING SUPPL.197	26.0	18.2	166.8	112.0	9.5	17.7	9.8

TABLE 13 VALUES OF INDUSTRY INPUTS AND FINAL EXPENDITURES, 1961 - AGGREGATION L (SEE CHAPTER 4)

INDUSTRY(COLUMNS) COMMODITY(ROWS)	MISC. IND. 97	MFG. CONSTRUCTION 98	WH.&RETAIL TRADE 99	TRANSP. & STORAGE 100	COMMUNI- CATIONS 101	UTILITIES 102	FINANCE INS., REAL ESTATE 103	HEALTH & EDUCATION 104
NON-COMP. IMPORTS 198	1.0	.0	4.8	.0	.0	.0	.0	.0
BAL. PAYMENT ADJ. 199	.0	.0	.0	.0	.0	.0	.0	.0
COMMODITY TAXES 200	1.0	206.1	80.1	79.4	3.1	1.8	2.0	3.8
SUBSIDIES 201	.0	.0	-76.4	-96.0	-66.4	-1.6	-13.8	.0
INDIR. TX&GOV. SER 202	4.6	63.8	145.3	94.9	27.6	23.5	1120.8	3.9
WAGES & SALARIES 203	211.0	2177.2	2826.9	1410.7	490.9	225.1	1013.0	98.0
NET-INC. UNINCORP 204	8.1	237.4	654.0	89.8	2.1	.7	705.0	321.0
SURPLUS 205	75.4	273.7	1037.3	773.4	420.9	608.4	2281.7	21.5
SUB TOT(198-205) 206	301.0	2958.1	4672.0	2352.4	878.2	857.8	5108.7	448.1
TOTAL INPUTS 207	648.6	7017.1	7098.2	3529.6	1123.6	1262.4	6552.7	609.8

TABLE 14 VALUES OF INDUSTRY INPUTS AND FINAL EXPENDITURES, 1961 - AGGREGATION L (SEE CHAPTER 4)

INDUSTRY(COLUMNS) COMMODITY(ROWS)	BUSINESS SERVICES 105	HOTEL, RESTAURANTS 106	OTHER SERVICES 107	OFFICE SUPPLIES 108	ADVTG. & TRAVEL 109	OPERATING SUPPL. INPUTS(1-110) 110	INTERMEDIATE 111	NET EXPORTS 112
--------------------------------------	-----------------------------	------------------------------	--------------------------	---------------------------	---------------------------	--	---------------------	--------------------

TABLE 13 VALUES OF INDUSTRY INPUTS AND FINAL EXPENDITURES, 1961 - AGGREGATION L (SEE CHAPTER 4)

INDUSTRY (COLUMNS)	BUSINESS SERVICES 105	HOTEL, RESTAURANTS 106	OTHER SERVICES 107	OFFICE SUPPLIES 108	ADVTG. & TRAVEL 109	OPERATING SUPPL. 110	INTERMEDIATE INPUTS (1-110) 111	NET EXPORTS 112
LIVE ANIMALS 1	.0	.0	.0	.0	.0	.0	942.8	66.2
GRAIN 2	.0	.0	.0	.0	.0	.0	324.2	624.5
FRUITS, NUTS & VEG. 3	.0	35.2	.0	.0	.0	6.0	121.4	19.0
MILK UNPROCESSED 4	.0	.0	.0	.0	.0	.0	498.8	.0
EGGS IN THE SHELL 5	.0	16.1	.0	.0	.0	2.7	21.9	2.3
TOBACCO 6	.0	.0	.0	.0	.0	.0	103.2	.0
OIL SEEDS 7	.0	.0	.0	.0	.0	.0	59.8	66.0
AGR. PROD. NES 8	.0	1.1	1.1	.0	.0	2.0	103.5	25.2
FOREST PRODUCTS 9	.0	.0	.0	.0	.0	.0	782.6	42.9
FISH LANDINGS 10	.0	1.5	.0	.0	.0	.4	96.6	13.6
FUR SKIN EX. RANCH 11	.0	.0	.0	.0	.0	.0	13.4	10.3
IRON ORE 12	.0	.0	.0	.0	.0	.0	88.4	120.7
METAL ORES NES 13	.0	.0	.0	.0	.0	.0	614.0	42.0
RADIOACTIVE ORES 14	.0	.0	.0	.0	.0	.0	68.9	200.1
GOLD ORES 15	.0	.0	.0	.0	.0	.0	9.4	156.3
COAL 16	.0	.0	.2	.0	.0	.0	130.3	8.1
CRUDE MINERAL OIL 17	.0	.0	.0	.0	.0	.0	722.5	162.8
NATURAL GAS 18	.0	.1	.1	.0	.0	.0	14.2	41.7
PROD. REL. TO MINES 19	.0	.0	.0	.0	.0	.0	64.5	4.0
ASBESTOS, FIBRES 20	.0	.0	.0	.0	.0	.0	5.9	128.5
CLAY & GYPSUM 21	.0	.0	.0	.0	.0	.0	9.6	7.3
SALT 22	.0	.6	.0	.0	.0	.1	7.9	2.2
CRUDE MINERAL NES 23	.0	.1	.0	.0	.0	.0	138.0	15.0
MEAT 24	.0	96.5	.0	.0	.0	17.2	289.1	40.9
HIDES & SKINS 25	.0	.0	.0	.0	.0	.0	23.5	15.6
ANIMAL FATS & OILS 26	.0	8.6	.0	.0	.0	1.3	49.2	7.0
MEAT BY-PROD. NES 27	.0	1.4	.0	.0	.0	.0	38.4	6.0
POULTRY 28	.0	15.1	.0	.0	.0	2.8	52.9	.2
MILK PROCESSED 29	.0	36.5	.0	.0	.0	5.7	75.0	.0
BUTTER 30	.0	23.1	.0	.0	.0	3.1	41.3	.0
CHEESE EX. PROCESS 31	.0	3.9	.0	.0	.0	.5	15.9	6.3
DAIRY PROD. NES 32	.0	18.4	.0	.0	.0	2.7	46.8	17.6
PROCESS CHEESE 33	.0	5.3	.0	.0	.0	.8	8.0	.3
FISH PRODUCTS 34	.0	7.4	.0	.0	.0	1.1	31.1	124.4
FRUIT & VEG. CANNED 35	.0	39.3	.0	.0	.0	6.4	85.4	8.8
FEEDS & CONC. 36	.0	.0	.1	.0	.0	.0	279.5	5.1
FLOUR MILL PROD. 37	.0	5.6	.0	.0	.0	.9	109.7	63.0
CEREAL PROD. 38	.0	3.3	.0	.0	.0	.3	3.8	.8
BISCUITS, 39	.0	9.8	.0	.0	.0	1.2	11.6	2.2
BAKERY PRODUCTS 40	.0	43.3	.0	.0	.0	6.3	49.9	1.3
CONFECTIONERY 41	.0	2.0	.0	.0	.0	.2	24.0	.8
SUGAR & MOLASSES 42	.0	8.3	.0	.0	.0	1.5	77.9	1.0
VEG. OIL & FATS 43	.0	.0	.0	.0	.0	.9	98.9	15.1
TEA & COFFEE 44	.0	14.6	.0	.0	.0	2.3	44.7	1.2
MISC. FOOD PROD. 45	.0	9.1	1.5	.0	.0	1.7	109.1	23.3
SOFT DRINKS & CONC. 46	.0	19.2	.0	.0	3.3	3.2	44.7	.1
DISTILLERY PROD. 47	.0	.0	.0	.0	10.4	.0	32.0	84.4
BREWERY & WINERY 48	.0	.0	.0	.0	24.1	.0	26.3	4.2
TOBACCO PROCESSED 49	.0	.0	.0	.0	.0	.0	75.5	27.7
TOBACCO PRODUCTS 50	.0	.0	.0	.0	.0	.0	.4	.4

TABLE 13 VALUES OF INDUSTRY INPUTS AND FINAL EXPENDITURES, 1961 - AGGREGATION L (SEE CHAPTER 4)

INDUSTRY (COLUMNS)	BUSINESS SERVICES	HOTEL, RESTAURANTS	OTHER SERVICES	OFFICE SUPPLIES	ADVTG. & TRAVEL	OPERATING SUPPL.	INTERMEDIATE INPUTS (1-110)	NET EXPORTS
COMMODITY (ROWS)	105	106	107	108	109	110	111	112
FOOTWEAR RUBBER 51	.0	.0	.0	.0	.0	.1	.1	.3
TIRES & TUBES 52	.0	.0	.0	.0	.0	61.6	127.3	4.4
RUBBER PROD. NES 53	.0	.0	1.6	10.3	.0	9.2	122.6	2.5
LEATHER 54	.0	.0	.0	.0	.0	.0	54.4	11.0
FOOTWEAR LEATHER 55	.0	.0	.3	.0	.0	.6	1.1	3.2
LEATHER PROD. NES 56	.0	.0	1.3	.8	2.7	.0	18.8	1.1
COTTON FIBRE&YARN 57	.0	.0	.0	.0	.0	.0	60.0	1.0
COTTON FABRICS 58	.0	11.8	7.0	.0	.0	.8	256.9	10.0
WOOL YARN&FABRIC 59	.0	.5	.7	.0	.0	.0	100.8	2.5
SYNTH. FIBRE&YARN 60	.0	.0	.7	.0	.0	.0	139.3	17.5
SYNTH. FABRICS 61	.0	.0	.4	.0	.0	.3	132.1	2.6
CARPETING 62	.0	.0	.0	.0	.0	.0	15.0	.1
LINOL&COATED FABR 63	.0	.0	.0	.0	.0	2.4	58.9	.7
CANVAS PRODUCTS 64	.0	.3	.0	.0	.0	1.3	6.8	.0
TEXTILE CONTAINERS 65	.0	.0	.0	.0	.0	.0	22.1	.4
FELTS 66	.0	.0	.0	.0	.0	.0	5.6	.1
CORDAGE & TWINE 67	.1	.1	.3	.0	.0	.2	22.0	3.7
OTHER FABRICS 68	.0	.0	2.1	.0	.0	.0	51.6	.5
TEXTILE PROD. NES 69	.0	3.8	.6	.0	.0	8.2	113.6	3.7
HOSIERY 70	.0	.0	.0	.0	.0	.0	5.2	.2
KNITTED FABRICS 71	.0	.0	.0	.0	.0	.0	43.1	.7
KNITTED CLOTHING 72	.0	.0	.0	.0	.0	.0	1.6	.8
FUR CLOTHING 73	.0	.0	.0	.0	.0	.0	6.6	2.3
CLOTHING NES 74	.0	.9	.0	.0	.0	3.6	67.4	5.7
PULP CHIPS&WASTE 75	.0	.0	.0	.0	.0	.0	38.1	6.4
LUMBER, SAWN PROD. 76	.0	.0	.1	.0	.0	.7	329.4	348.5
VENEER&PLYWOOD 77	.0	.0	.0	.0	.0	.0	121.5	32.0
MILLWORK (WOOD) 78	.0	.0	.0	.0	.0	.0	137.9	1.0
WOODEN CONTAINERS 79	.0	.0	.3	.0	.0	.0	21.5	.6
WOOD PROD. NES 80	.0	.0	11.3	.1	.0	.0	48.4	6.1
HOUSE FURNITURE 81	.0	.3	.0	.0	.0	.0	17.7	1.1
FURNITURE OTHER 82	.0	.3	.0	.0	.0	.0	18.2	1.2
PULP 83	.0	.0	.0	.0	.0	.0	62.4	338.9
PAPER STOCK 84	.5	7.8	1.1	.7	.0	8.5	426.7	767.1
AO PULP & PAPER 85	.0	.0	.0	.0	.0	.0	73.4	7.9
PAPER BLDG. PROD. 86	.0	.0	.0	.0	.0	.0	46.2	.1
PAPER CARTONS 87	.2	1.6	1.9	.0	.0	.4	324.6	1.3
CONVERTED PAPER 88	.0	6.2	.0	39.0	.0	1.3	151.9	2.9
PRINTED MATTER 89	.7	.0	2.1	193.9	100.9	.0	336.8	5.6
PRINT. & PUBLISHING 90	.0	.0	.0	.0	267.8	.0	339.5	10.5
PIG IRON, STEEL 91	.0	.0	.0	.0	.0	.0	70.5	55.6
BAR&RODS, STEEL 92	.0	.0	.0	.0	.0	.0	200.1	11.5
PLATE, SHEET, STRIP 93	.0	.0	.0	.0	.0	.0	371.8	34.1
STRUCTURAL&RAILS 94	.0	.0	.0	.0	.0	.0	107.8	9.5
STEEL CASTINGS 95	.0	.0	.0	.0	.0	.0	36.1	.8
GRAPHITE, CARBON 96	.0	.0	.1	.0	.0	2.0	35.2	1.2
PIPES & TUBES 97	.0	.0	.0	.0	.0	4.1	183.0	5.0
IRON CASTINGS 98	.0	.0	.0	.0	.0	.3	136.3	2.8
MET. PRIMARY FORM 99	.0	.0	1.3	.0	.0	.0	619.6	823.1
ALUMINUM ROLLED 100	.0	.0	.0	.0	.0	.0	93.8	25.6

TABLE 13 VALUES OF INDUSTRY INPUTS AND FINAL EXPENDITURES, 1961 - AGGREGATION L (SEE CHAPTER 4)

INDUSTRY (COLUMNS)	BUSINESS SERVICES	HOTEL, RESTAURANTS	OTHER SERVICES	OFFICE SUPPLIES	ADVTG. & TRAVEL	OPERATING SUPPL.	INTERMEDIATE INPUTS (1-110)	NET EXPORTS
COMMODITY (ROWS)	105	106	107	108	109	110	111	112

GRAPHITE, CARBON 98	.0	.0	.1	.0	.0	.0	4.1	183.0	5.0
PIPES & TUBES 97	.0	.0	.0	.0	.0	.0	.3	136.3	2.8
IRON CASTINGS 98	.0	.0	.0	.0	.0	.0	.0	619.6	823.1
MET.PRIMARY FORM 99	.0	.0	1.3	.0	.0	.0	.0	93.8	25.6
ALUMINUM ROLLED 100	.0	.0	.0	.0	.0	.0	.0		

TABLE 13 VALUES OF INDUSTRY INPUTS AND FINAL EXPENDITURES, 1961 - AGGREGATION L (SEE CHAPTER 4)

INDUSTRY(COLUMNS) COMMODITY(ROWS)	BUSINESS SERVICES 105	HOTEL, RESTAURANTS 106	OTHER SERVICES 107	OFFICE SUPPLIES 108	ADVTG. & TRAVEL 109	OPERATING INTERMEDIATE SUPPL. INPUTS(1-110) 110	111	NET EXPORTS 112
COPPER ROLLED 101	.0	.0	.0	.0	.0	.6	110.6	22.0
NON-FERROUS MET.102	.0	.0	.5	.0	.0	.1	47.4	4.8
PLATE,TANK,BOIL.103	.0	.0	.0	.0	.0	.6	79.0	2.3
BASIC STEEL PROD104	.0	.0	.0	.0	.0	.0	240.4	4.4
ARCH. METAL PROD105	.0	.0	.0	.0	.0	.0	113.8	.5
METAL CONTAINERS106	.0	.0	.0	.0	.0	.0	166.6	1.1
BASIC METAL PROD107	.0	.0	.0	.0	.0	.0	161.2	1.9
METAL HOUSEWARE 108	.0	.0	.0	.0	.0	.0	3.1	.3
WIRE&WIRE PROD. 109	.0	.0	2.8	2.0	.0	67.4	256.8	5.4
HARDWARE NES 110	.0	.0	.0	.0	.0	.0	69.7	.7
TOOLS&CUTTING EQ111	.0	.0	.3	.8	.0	53.9	57.1	8.3
HEATING EQ. 112	.0	.1	.0	.0	.0	.0	95.3	1.8
FORG.&PLUMB.EQ. 113	.0	.0	.0	.0	.0	7.5	162.0	7.6
MISC.METAL FAB. 114	.0	.1	.0	.0	.0	.0	198.4	3.3
AGR.IMPLEMENTS 115	.0	.0	.0	.0	.0	.8	52.5	80.3
INDUSTRIAL MACH.116	.0	.0	.0	.0	.0	235.8	472.2	49.5
REFRIG.&AIR CON.117	.0	.0	.0	.0	.0	2.5	40.3	1.3
OFFICE&STORE MCH118	.5	.0	.3	.0	.0	7.5	76.2	22.9
AIRCRAFT & PARTS119	.0	.0	.0	.0	.0	.0	75.1	99.2
AIRCRAFT REPAIR 120	.0	.0	.0	.0	.0	.0	12.6	.0
PASSENGER CARS 121	.0	.0	.0	.0	.0	.0	.0	17.0
COM. VEHICLES 122	.0	.0	.0	.0	.0	.0	.6	5.8
COM. TRAILERS 123	.0	.0	.0	.0	.0	.0	1.0	.7
VEH. BODY,TRAIL.124	.0	.0	.0	.0	.0	1.0	2.1	3.6
MOTOR VEH. PARTS125	.0	.0	.0	.0	.0	91.1	603.1	15.6
RLY.ROLL. STOCK 126	.0	.0	.0	.0	.0	.0	35.3	7.0
SHIPS & BOATS 127	.0	.0	.0	.0	.0	.0	10.6	9.7
OTHER VEHICLES 128	.0	.0	.0	.0	.0	.4	.5	1.2
SHIP REPAIR 129	.0	.0	.0	.0	.0	.0	7.0	.0
SMALL APPLIANCES130	.0	.0	.0	.0	.0	.0	23.9	1.0
REFRIG.& FREEZER131	.0	.0	.0	.0	.0	.9	.9	1.6
STOVES & RANGES 132	.0	.0	.0	.0	.0	.4	5.0	1.0
OTHER APPLIANCES133	.0	.0	.0	.0	.0	.9	12.9	2.8
COMMUNICATION EQ134	.0	.0	.0	.0	.0	2.5	160.5	30.4
ELEC.WIRE,CABLE 135	.0	.0	.0	.0	.0	8.7	139.5	10.5
ELEC. IND. EQ. 136	.0	.0	.0	.0	.0	16.9	142.4	15.0
RADIO & T.V.EQ. 137	.0	.0	.0	.0	.0	.0	6.6	2.1
BATTERIES 138	.0	.0	.0	.0	.0	12.5	21.9	.5
LIGHT BULBS 139	.0	.0	.0	.0	.0	19.8	87.5	1.0
OTHER ELEC. EQ 140	.0	.0	.0	.0	.0	15.1	64.1	2.1
CEMENT 141	.0	.0	.0	.0	.0	.0	101.6	3.7
LIME 142	.0	.0	.0	.0	.0	.0	11.0	.5
PLASTER & GYPSUM143	.0	.0	.0	.0	.0	.0	32.7	.1
CONCRETE PROD. 144	.0	.0	.0	.0	.0	.0	216.8	.6
CLAY PRODUCTS 145	.0	1.6	.0	.0	.0	.4	74.8	1.3
REFRACTORIES 146	.0	.0	.0	.0	.0	.0	31.3	4.5
GLASS PRODUCTS 147	.0	.1	.0	.0	.0	.0	11.4	.1
GLASS&GLASS PROD148	.0	2.0	.0	.0	.9	.7	143.7	1.2
MIN. WOOD PRODUCT 149	.0	.0	.0	.0	.0	.0	20.2	.1
ANALYSTS PROD. 150	.0	.0	.0	.0	.0	.0	35.6	.8

TABLE 13 VALUES OF INDUSTRY INPUTS AND FINAL EXPENDITURES, 1961 - AGGREGATION L (SEE CHAPTER 4)

INDUSTRY (COLUMNS) COMMODITY (ROWS)	BUSINESS SERVICES 105	HOTEL, RESTAURANTS 106	OTHER SERVICES 107	OFFICE SUPPLIES 108	ADVTG. & TRAVEL 109	OPERATING SUPPL. INPUTS(1-110) 110	INTERMEDIATE INPUTS(1-110) 111	NET EXPORTS 112
OTH.MINERAL PROD151	.0	.0	.0	.0	.0	11.8	34.8	27.5
GASOLINE 152	.7	.3	3.0	.0	.0	.0	297.8	2.2
FUEL OIL 153	.2	8.5	7.0	.0	.0	.0	339.6	2.9
LUB. OIL&GREASE 154	.1	.0	.4	.0	.0	.0	61.0	.0
OTH.PETROL.PROD.155	.0	.4	2.7	.0	.0	3.9	115.8	5.2
EXPLOSIVES&AMMUN156	.0	.0	.0	.0	.0	.0	42.5	4.0
FERTILIZERS 157	.0	.1	.0	.0	.0	.0	66.5	3.5
PLASTIC, SYN.RESN158	.0	.0	.5	.0	.0	.8	160.6	30.7
PHARM&MEDICINES 159	.0	.0	.0	.0	.0	10.4	49.5	8.8
PAINTS&VARNISHES160	.0	.0	.0	.0	.0	49.7	147.1	1.3
SOAPS & CLEANERS161	.0	.0	11.7	.0	.0	33.5	47.3	.4
VEG.OILS&REF.GLY162	.0	.9	.0	.0	.0	.3	29.1	2.8
TOILET&COSMETICS163	.0	.0	9.0	.0	.0	.0	10.0	.2
PIGMENT,DYE &INK164	.0	.0	.0	.0	.0	.4	80.0	3.0
INORGANIC CHEM. 165	.0	.1	.0	.0	.0	14.3	147.4	16.1
ORGANIC CHEM. 166	.0	.0	2.4	.0	.0	10.8	136.9	30.0
IND.CHEM.PRODD. 167	.1	.0	8.7	2.9	.0	11.8	268.7	113.9
HOUSEHOLD CHEM. 168	.0	.0	.0	.0	.7	12.1	15.6	.6
SCIENCE&LAB.EQ. 169	.5	.0	.1	.0	.0	23.2	52.5	14.3
JEWELLERY 170	.0	1.1	8.0	.0	.0	.7	32.4	6.4
PLASTIC FAB.PROD171	.0	.9	.0	.0	1.0	14.3	124.1	6.5
SPORT GOODS&TOYS172	.0	.0	1.4	.0	.0	.0	3.1	5.5
FUR DRESSING&DYE173	.0	.0	.0	.0	.0	.0	6.8	.0
SIGNS&DISPLAYS 174	.0	.0	.0	.0	19.8	.0	62.4	.8
NOTIONS 175	.0	.0	.4	.0	.0	.0	10.8	.5
WRITING EQ. 176	.0	.0	.0	25.0	.7	.0	25.7	1.3
END PROD. NES 177	.3	.4	.9	.0	.4	18.0	44.0	5.1
CONSTRUCTION 178	.0	10.5	4.4	.0	.0	.0	1052.4	.0
WH.&RETAIL TRADE179	1.8	47.1	15.4	32.1	34.8	549.5	2039.2	111.8
TRANSP.& STORAGE180	.9	22.3	10.0	9.7	113.9	34.1	1862.3	558.2
BROADCASTING 181	.0	.0	.0	.0	92.9	.0	96.3	17.9
TELEPHONE&TELEG.182	7.3	8.5	12.7	.0	.0	.0	359.3	3.0
POSTAL SERVICE 183	2.1	.3	2.7	.0	.0	.0	149.3	4.0
ELECTRIC POWER 184	1.1	6.5	10.4	.0	.0	.0	664.7	14.8
OTHER UTILITIES 185	.1	1.9	.8	.0	.0	.0	129.4	3.3
REAL ESTATE RENT186	16.1	48.2	60.8	.0	.0	.0	1079.9	.0
FINANCE&INSUR. 187	3.0	8.5	31.4	.0	.0	.0	742.9	19.7
HEALTH&EDUCATION188	.0	.0	.0	.0	.0	.0	.0	.0
BUSINESS SERVICE189	23.5	4.2	9.4	.0	106.1	.0	546.5	8.0
ACCOMMOD.&MEALS 190	.0	1.3	.0	.0	428.0	.0	437.3	.0
PERSONAL SERVICE191	23.7	32.1	64.1	.0	21.8	106.1	530.0	5.8
RENT EX.R.ESTATE192	3.9	3.7	13.1	.0	11.0	.0	306.2	.7
OFFICE SUPPLIES 193	8.8	3.2	9.0	.0	.0	.0	335.7	.0
ADVERTISING 194	3.7	9.9	19.2	.0	.0	.0	642.0	.0
TRAVEL&ENTERTAIN195	22.9	7.8	14.1	.0	.0	.0	635.1	.0
CAFETERIA SUPPL.196	.0	.0	2.5	.0	.0	.0	83.6	.0
OPERATING SUPPL.197	9.3	36.6	64.5	.0	.0	.0	1596.0	.0

TABLE 13 VALUES OF INDUSTRY INPUTS AND FINAL EXPENDITURES, 1961 - AGGREGATION L (SEE CHAPTER 4)

INDUSTRY (COLUMNS) COMMODITY (ROWS)	BUSINESS SERVICES 105	HOTEL, RESTAURANTS 106	OTHER SERVICES 107	OFFICE SUPPLIES 108	ADVTG. & TRAVEL 109	OPERATING SUPPL. INPUTS(1-110) 110	INTERMEDIATE INPUTS(1-110) 111	NET EXPORTS 112
--	-----------------------------	------------------------------	--------------------------	---------------------------	---------------------------	--	--------------------------------------	--------------------

ADVERTISING 194	3.7	9.9	19.2	.0	.0	.0	635.1	.0
TRAVEL&ENTERTAIN195	22.9	7.8	14.1	.0	.0	.0	83.6	.0
CAFETERIA SUPPL.196	.0	.0	2.5	.0	.0	.0	1596.0	.0
OPERATING SUPPL.197	9.3	36.6	64.5	.0	.0	.0		.0

TABLE 13 VALUES OF INDUSTRY INPUTS AND FINAL EXPENDITURES, 1961 - AGGREGATION L (SEE CHAPTER 4)

INDUSTRY (COLUMNS)	BUSINESS SERVICES 105	HOTEL, RESTAURANTS 106	OTHER SERVICES 107	OFFICE SUPPLIES 108	ADVTG. & TRAVEL 109	OPERATING SUPPL. INPUTS(1-110) 110	INTERMEDIATE 111	NET EXPORTS 112
NON-COMP. IMPORTS198	.0	10.3	.0	.0	.0	.8	209.0	-.0
BAL. PAYMENT ADJ.199	.0	.0	.0	.0	.0	.0	.0	798.9
COMMODITY TAXES 200	1.0	6.0	10.4	18.3	35.9	48.5	562.3	1.0
SUBSIDIES 201	.0	-.2	.0	.0	.0	.0	-311.4	.0
INDIR. TX&GOV. SER202	5.4	36.5	23.6	.0	.0	.0	1928.1	.0
WAGES & SALARIES203	249.0	492.3	450.1	.0	.0	.0	16432.1	.0
NET-INC. UNINCORP204	202.5	179.3	188.1	.0	.0	.0	3683.1	.0
SURPLUS 205	26.7	117.6	156.3	.0	.0	.0	10051.2	.0
SUB TOT(198-205)206	484.6	841.8	828.5	18.3	35.9	49.3	32554.5	798.9
TOTAL INPUTS 207	616.6	1570.2	1269.4	335.7	1277.1	1679.6	65217.0	7091.2

TABLE 13 VALUES OF INDUSTRY INPUTS AND FINAL EXPENDITURES, 1961 - AGGREGATION L (SEE CHAPTER 4)

INDUSTRY(COLUMNS)	RE-EXPORTS	IMPORTS	INVENTORY CHANGE	OTHER FINAL DEMAND	TOTAL OUTPUT
COMMODITY(ROWS)	113	114	115	116	117
LIVE ANIMALS 1	.1	-8.6	34.5	73.2	1108.3
GRAIN 2	.0	-40.6	-439.8	.2	468.6
FRUITS,NUTS & VEG.3	.3	-122.4	5.9	222.9	247.1
MILK UNPROCESSED 4	-.0	.0	.3	24.2	523.3
EGGS IN THE SHELL 5	.0	-4.1	.1	134.4	154.6
TOBACCO 6	-.0	.0	1.1	.0	104.4
OIL SEEDS 7	.0	-44.8	-3.5	1.0	78.5
AGR. PROD. NES 8	.6	-31.6	.7	30.1	128.5
FOREST PRODUCTS 9	1.0	-14.7	-12.0	38.3	838.1
FISH LANDINGS 10	.0	-4.2	.1	5.8	112.0
FUR SKIN EX.RANCH11	.9	-13.8	.4	.0	11.1
IRON ORE 12	-.0	-48.7	2.2	.0	162.6
METAL ORES NES 13	.0	-76.1	15.7	.0	595.5
RADIOACTIVE ORES 14	.0	.0	2.9	.0	271.9
GOLD ORES 15	-.0	-1.7	-1.3	.0	162.6
COAL 16	.0	-119.4	2.4	47.0	68.5
CRUDE MINERAL OIL17	-.0	-357.0	3.1	.0	531.4
NATURAL GAS 18	-.0	-2.9	-.1	15.4	68.3
PROD.REL.TO MINES19	.0	-8.6	2.6	139.3	201.8
ASBESTOS, FIBRES 20	.1	-1.3	-.4	.0	132.8
CLAY & GYPSUM 21	.0	-7.2	-.0	.0	9.7
SALT 22	-.0	-1.5	.3	12.1	21.0
CRUDE MINERAL NES23	4.1	-46.4	1.4	.0	112.2
MEAT 24	.2	-45.1	15.9	886.1	1187.2
HIDES & SKINS 25	.0	-12.1	-.8	.0	26.3
ANIMAL FATS&OILS 26	.0	-6.4	.9	69.0	119.8
MEAT BY-PROD.NES 27	1.5	-6.6	.1	.2	39.7
POULTRY 28	.1	-5.9	3.0	182.9	233.1
MILK PROCESSED 29	-.0	-.0	3.0	304.9	383.0
BUTTER 30	-.0	.0	2.0	195.0	238.2
CHEESE EX.PROCESS31	.0	-7.3	1.1	28.3	44.2
DAIRY PROD. NES 32	.0	-3.1	2.8	133.9	198.1
PROCESS CHEESE 33	.0	-1.6	.1	43.9	50.6
FISH PRODUCTS 34	.4	-19.7	1.6	44.8	182.6
FRUIT&VEG.CANNED 35	.6	-110.8	16.7	335.9	336.6
FEEDS & CONC. 36	-.0	-2.5	.9	15.2	298.1
FLOUR MILL PROD. 37	.0	-4.6	1.4	41.8	211.4
CEREAL PROD. 38	.0	-.6	.3	33.2	37.6
BISCUITS, 39	.0	-9.8	1.8	79.6	85.4
BAKERY PRODUCTS 40	.0	-2.0	3.9	317.3	370.4
CONFECTIONERY 41	.1	-27.4	3.2	136.8	137.5
SUGAR&MOLASSES 42	.1	-6.4	-.1	61.2	133.9
VEG.OIL & FATS 43	.0	-58.1	1.3	.0	57.3
TEA & COFFEE 44	1.3	-33.9	2.3	123.8	139.3
MISC.FOOD PROD. 45	.3	-27.9	4.0	144.8	253.6
SOFT DRINKS&CONC.46	.0	-4.7	1.4	133.8	175.3
DISTILLERY PROD. 47	.2	-50.0	15.0	96.0	177.6
BREWERY & WINERY 48	.0	-11.0	6.6	226.5	252.6
TOBACCO PROCESSED49	.0	-4.4	3.1	.0	101.9
TOBACCO PRODUCTS 50	.0	-4.8	1.6	231.8	229.4

TABLE 13 VALUES OF INDUSTRY INPUTS AND FINAL EXPENDITURES, 1961 - AGGREGATION L (SEE CHAPTER 4)

INDUSTRY(COLUMNS)	RE-EXPORTS	IMPORTS	INVENTORY CHANGE	OTHER FINAL DEMAND	TOTAL OUTPUT
COMMODITY(ROWS)	113	114	115	116	117

MISC. FOOD PROD.	43	.3	-27.9	4.0	144.8	253.6
SOFT DRINKS&CONC.	46	.0	-4.7	1.4	133.8	175.3
DISTILLERY PROD.	47	.2	-50.0	15.0	96.0	177.6
BREWERY & WINERY	48	.0	-11.0	6.6	226.5	252.6
TOBACCO PROCESSED	49	.0	-4.4	3.1	.0	101.9
TOBACCO PRODUCTS	50	.0	-4.8	1.6	231.8	229.4

TABLE 13 VALUES OF INDUSTRY INPUTS AND FINAL EXPENDITURES, 1961 - AGGREGATION L (SEE CHAPTER 4)

INDUSTRY (COLUMNS)	RE-EXPORTS	IMPORTS	INVENTORY CHANGE	OTHER FINAL DEMAND	TOTAL OUTPUT	
COMMODITY (ROWS)	113	114	115	116	117	
FOOTWEAR RUBBER	51	.0	-9.6	-.5	38.4	28.7
TIRES & TUBES	52	.2	-13.0	-.3	52.9	171.6
RUBBER PROD. NES	53	.4	-37.3	2.3	16.2	106.7
LEATHER	54	.2	-9.1	-.3	.4	56.6
FOOTWEAR LEATHER	55	.2	-18.1	2.3	190.1	178.9
LEATHER PROD. NES	56	.2	-17.4	.6	52.9	56.2
COTTON FIBRE&YARN	57	.1	-17.5	.1	1.6	45.2
COTTON FABRICS	58	.7	-126.5	3.2	40.7	185.0
WOOL YARN&FABRIC	59	.2	-34.9	3.0	22.0	93.6
SYNTH. FIBRE&YARN	60	.2	-20.8	-.5	4.1	139.8
SYNTH. FABRICS	61	.4	-45.9	2.1	10.2	101.5
CARPETING	62	.2	-14.5	4.1	35.4	40.3
LINOL&COATED FABR	63	.2	-28.0	.8	.8	33.3
CANVAS PRODUCTS	64	.0	-2.3	-.0	9.3	13.8
TEXTILE CONTAINERS	65	.0	-.6	-.0	3.9	25.7
FELTS	66	.0	-.1	.2	2.2	8.0
CORDAGE & TWINE	67	.1	-9.1	.2	2.9	19.7
OTHER FABRICS	68	.2	-34.4	.5	5.7	24.1
TEXTILE PROD. NES	69	1.1	-72.4	1.6	113.9	161.5
HOSIERY	70	.0	-5.4	.8	69.9	70.8
KNITTED FABRICS	71	.1	-11.6	1.0	1.8	35.2
KNITTED CLOTHING	72	.3	-22.8	1.7	130.6	112.2
FUR CLOTHING	73	.1	-5.7	.9	51.2	55.4
CLOTHING NES	74	.5	-56.0	13.8	765.2	796.6
PULP CHIPS&WASTE	75	.0	-1.5	-.4	.0	42.6
LUMBER, SAWN PROD.	76	.1	-37.7	14.1	6.7	661.0
VENEER&PLYWOOD	77	.2	-17.0	5.4	1.3	143.3
MILLWORK (WOOD)	78	.0	-3.9	3.7	3.6	142.4
WOODEN CONTAINERS	79	.3	-3.1	.1	4.2	23.6
WOOD PROD. NES	80	.1	-8.5	.4	2.3	48.8
HOUSE FURNITURE	81	.0	-19.6	3.3	189.9	192.4
FURNITURE OTHER	82	.1	-15.5	3.7	168.4	176.1
PULP	83	.0	-10.4	-.1	.0	390.8
PAPER STOCK	84	.1	-30.2	2.4	29.7	1195.8
AD PULP & PAPER	85	.2	-24.4	.1	1.8	59.1
PAPER BLDG. PROD.	86	.0	-1.7	2.5	.0	47.1
PAPER CARTONS	87	.2	-10.9	2.7	10.5	328.3
CONVERTED PAPER	88	.3	-30.6	1.6	61.0	187.2
PRINTED MATTER	89	1.4	-119.8	6.5	294.4	525.0
PRINT. & PUBLISHING	90	1.0	-24.9	-.2	4.3	330.1
PIG IRON, STEEL	91	.3	-11.2	1.4	.0	116.8
BAR&RODS, STEEL	92	.1	-25.1	1.9	.0	188.5
PLATE, SHEET, STRIP	93	.4	-29.9	1.7	.0	378.2
STRUCTURAL&RAILS	94	.1	-40.8	-1.2	.0	75.4
STEEL CASTINGS	95	.0	-4.8	.1	.0	32.3
GRAPHITE, CARBON	96	.0	-10.5	.3	.0	26.3
PIPES & TUBES	97	.3	-36.6	-2.0	.0	149.8
IRON CASTINGS	98	.1	-24.8	-.8	.7	114.2
MET. PRIMARY FORM	99	11.0	-77.4	-1.5	-68.7	1306.1
ALUMINUM ROLLED	100	.1	-19.7	2.7	.0	102.4

TABLE 13 VALUES OF INDUSTRY INPUTS AND FINAL EXPENDITURES, 1961 - AGGREGATION L (SEE CHAPTER 4)

INDUSTRY(COLUMNS)	RE-EXPORTS	IMPORTS	INVENTORY CHANGE	OTHER FINAL DEMAND	TOTAL OUTPUT
COMMODITY(ROWS)	113	114	115	116	117
COPPER ROLLED 101	.1	-6.6	1.4	.0	127.5
NON-FERROUS MET.102	.0	-13.4	.5	1.1	40.5
PLATE,TANK,BOIL.103	.3	-9.3	-1.1	8.3	79.5
BASIC STEEL PROD104	.3	-23.9	.8	1.4	223.5
ARCH. METAL PROD105	.0	-3.9	.9	.0	111.3
METAL CONTAINERS106	.9	-16.2	1.7	8.5	162.6
BASIC METAL PROD107	.1	-35.8	1.3	.7	129.4
METAL HOUSEWARE 108	.0	-9.9	.6	29.9	24.0
WIRE&WIRE PROD. 109	.9	-60.4	1.1	19.1	222.9
HARDWARE NES 110	.1	-26.1	.6	1.2	46.2
TOOLS&CUTTING EQ111	1.5	-48.1	.3	49.5	68.7
HEATING EQ. 112	.2	-11.3	-7.7	7.0	92.2
FORG.&PLUMB.EQ. 113	1.0	-61.3	.3	.0	109.7
MISC.METAL FAB. 114	.8	-35.5	.2	41.9	209.0
AGR.IMPLEMENTS 115	7.4	-215.4	4.1	210.2	139.1
INDUSTRIAL MACH.116	21.8	-608.5	1.7	617.9	554.6
REFRIG.&AIR CON.117	.3	-27.9	-2.2	20.4	34.2
OFFICE&STORE MCH118	1.9	-95.9	3.5	127.0	135.6
AIRCRAFT & PARTS119	33.0	-211.9	8.9	268.3	272.5
AIRCRAFT REPAIR 120	-0.0	.0	1.6	60.8	75.0
PASSENGER CARS 121	.9	-175.1	14.7	841.1	698.5
COM. VEHICLES 122	.3	-26.5	3.6	174.2	158.0
COM. TRAILERS 123	.1	-8.3	-0.0	28.2	21.7
VEH. BODY,TRAIL.124	.8	-21.0	.2	47.9	33.6
MOTOR VEH. PARTS125	4.5	-367.8	2.1	81.6	339.0
RLY.ROLL. STOCK 126	.5	-10.8	-1.2	26.8	57.5
SHIPS & BOATS 127	.2	-26.3	-0.0	90.7	84.8
OTHER VEHICLES 128	.0	-4.7	.1	13.6	10.6
SHIP REPAIR 129	-0.0	.0	.0	47.1	54.1
SMALL APPLIANCES130	.1	-25.1	2.3	62.6	64.9
REFRIG.& FREEZER131	.1	-33.2	.6	86.0	56.0
STOVES & RANGES 132	.1	-9.9	.5	48.3	45.0
OTHER APPLIANCES133	.2	-36.8	.7	96.4	76.2
COMMUNICATION EQ134	3.0	-115.9	10.1	166.5	254.6
ELEC.WIRE,CABLE 135	.1	-8.7	5.1	4.4	150.8
ELEC. IND. EQ. 136	2.6	-89.3	.8	154.2	225.8
RADIO & T.V.EQ. 137	.6	-33.3	1.6	119.0	96.6
BATTERIES 138	.0	-6.4	.2	19.6	35.9
LIGHT BULBS 139	.2	-32.7	.4	28.2	84.5
OTHER ELEC. EQ 140	.3	-19.3	.2	12.1	59.5
CEMENT 141	.0	-1.9	.8	.0	104.3
LIME 142	-0.0	-1.0	.1	.0	10.6
PLASTER & GYPSUM143	.0	-.5	.7	.0	32.9
CONCRETE PROD. 144	.0	-1.3	2.3	.0	218.5
CLAY PRODUCTS 145	.1	-42.7	1.7	22.2	57.3
REFRACTORIES 146	.1	-17.5	1.1	.0	19.6
STONE PRODUCTS 147	.0	-4.9	.4	5.8	12.9
GLASS&GLASS PROD148	.4	-63.9	4.8	30.5	116.7
MIN. WOOL&INSUL.149	.0	-.8	.1	.0	19.6
ASBESTOS PROD. 150	.1	-6.9	-0.0	2.4	31.9

TABLE 13 VALUES OF INDUSTRY INPUTS AND FINAL EXPENDITURES, 1961 - AGGREGATION L (SEE CHAPTER 4)

INDUSTRY(COLUMNS)	RE-EXPORTS	IMPORTS	INVENTORY CHANGE	OTHER FINAL DEMAND	TOTAL OUTPUT
-------------------	------------	---------	---------------------	-----------------------	-----------------

REFRATORIES 146	.1	-17.5	1.1	.0	19.6
STONE PRODUCTS 147	.0	-4.9	.4	5.8	12.9
GLASS&GLASS PROD148	.4	-63.9	4.8	30.5	116.7
MIN. WOOL&INSUL.149	.0	-.8	.1	.0	19.6
ASBESTOS PROD. 150	.1	-6.9	-.0	2.4	31.9

TABLE 13 VALUES OF INDUSTRY INPUTS AND FINAL EXPENDITURES, 1961 - AGGREGATION L (SEE CHAPTER 4)

INDUSTRY(COLUMNS)	RE-EXPORTS	IMPORTS	INVENTORY CHANGE	OTHER FINAL DEMAND	TOTAL OUTPUT
COMMODITY(ROWS)	113	114	115	116	117
OTH.MINERAL PROD151	.1	-12.9	.3	1.7	51.5
GASOLINE 152	-.0	-13.9	-2.3	267.7	551.4
FUEL OIL 153	.1	-90.9	9.8	253.8	515.3
LUB. OIL&GREASE 154	.1	-19.2	1.4	9.1	52.4
OTH.PETROL.PROD.155	.0	-13.8	.8	9.4	117.4
EXPLOSIVES&AMMUNI156	1.0	-6.1	-5.4	23.0	58.9
FERTILIZERS 157	.0	-16.0	.8	1.8	56.6
PLASTIC, SYN.RESNI58	.2	-65.5	2.1	1.0	129.1
PHARM&MEDICINES 159	.5	-38.1	4.2	143.7	168.5
PAINTS&VARNISHES160	.1	-7.5	1.2	15.1	157.2
SOAPS & CLEANERS161	.0	-11.0	1.8	88.0	126.5
VEG.OILS&REF.GLY162	.0	-5.5	.6	18.2	45.2
TOILET&COSMETICS163	.0	-3.4	1.3	69.3	77.3
PIGMENT,DYE &INK164	.5	-37.8	1.0	.5	47.2
INORGANIC CHEM. 165	.4	-34.3	1.9	8.3	139.7
ORGANIC CHEM. 166	.2	-62.6	1.9	1.1	107.5
IND.CHEM.PROD. 167	.6	-104.5	5.2	12.2	296.2
HOUSEHOLD CHEM. 168	.0	-3.0	.8	32.1	46.2
SCIENCE&LAB.EQ. 169	5.3	-107.3	-.0	138.4	103.1
JEWELLERY 170	2.8	-94.7	1.7	137.2	85.7
PLASTIC FAB.PROD171	.5	-50.4	2.0	33.2	115.8
SPORT GOODS&TOYS172	.2	-52.0	5.1	125.3	87.2
FUR DRESSING&DYE173	-.0	.0	.0	.0	6.8
SIGNS&DISPLAYS 174	.0	-2.8	.4	2.3	63.1
NOTIONS 175	.1	-5.0	.3	12.6	19.3
WRITING EQ. 176	.1	-3.8	.2	2.3	25.8
END PROD. NES 177	1.4	-44.9	3.7	81.7	91.0
CONSTRUCTION 178	-.0	.0	.0	5911.9	6964.3
WH.&RETAIL TRADE179	-.0	.0	24.8	4857.1	7032.9
TRANSP.& STORAGE180	-.0	-80.9	-4.7	1159.2	3494.0
BROADCASTING 181	-.0	-6.9	.0	.0	107.3
TELEPHONE&TELEG.182	-.0	-7.2	.0	377.4	732.5
POSTAL SERVICE 183	-.0	-3.4	.0	65.8	215.7
ELECTRIC POWER 184	-.0	-1.4	.0	429.6	1107.7
OTHER UTILITIES 185	.0	-14.6	-.3	46.8	164.6
REAL ESTATE RENT186	-.0	.0	.0	3427.5	4507.3
FINANCE&INSUR. 187	-.0	-83.4	.0	1669.7	2349.0
HEALTH&EDUCATION188	-.0	.0	.0	609.7	609.7
BUSINESS SERVICE189	-.0	-72.1	.0	197.2	679.6
ACCOMMOD.&MEALS 190	-.0	.0	.0	1242.2	1679.5
PERSONAL SERVICE191	-.0	-107.3	.0	738.3	1166.8
RENT EX.R.ESTATE192	-.0	-13.0	.0	30.4	324.3
OFFICE SUPPLIES 193	-.0	.0	.0	.0	335.7
ADVERTISING 194	-.0	.0	.0	.0	642.0
TRAVEL&ENTERTAIN195	-.0	.0	.0	.0	635.1
CAPI TERIA SUPPL.196	-.0	.0	.0	.0	83.6
OPERATING SUPPL.197	-.0	.0	.0	.0	1596.0

TABLE 14 INDUSTRY INPUT AND FINAL EXPENDITURE COEFFICIENTS - AGGREGATION L (SEE CHAPTER 4)

INDUSTRY (COLUMNS)	AGRICULTURE	FORESTRY	FISHING & HUNTING	IRON MINES	BASE METAL MINES	URANIUM MINES	OTHER METAL MINES	COAL MINES
COMMODITY (ROWS)	1	2	3	4	5	6	7	8
LIVE ANIMALS 1	.012272	.000000	.000000	.000000	.000000	.000000	.000000	.000000
GRAIN 2	.013552	.000000	.000000	.000000	.000000	.000000	.000000	.000000
FRUITS,NUTS & VEG.3	.000000	.000000	.000000	.000000	.000000	.000000	.000000	.000000
MILK UNPROCESSED 4	.000635	.000000	.000000	.000000	.000000	.000000	.000000	.000000
EGGS IN THE SHELL 5	.000000	.000000	.000000	.000000	.000000	.000000	.000000	.000000
TOBACCO 6	.000000	.000000	.000000	.000000	.000000	.000000	.000000	.000000
OIL SEEDS 7	.000000	.000000	.000000	.000000	.000000	.000000	.000000	.000000
AGR. PROD. NES 8	.022281	.001673	.000000	.000000	.000000	.000000	.000000	.000000
FOREST PRODUCTS 9	.003557	.109797	.000000	.000000	.000000	.000000	.000000	.000000
FISH LANDINGS 10	.000000	.000000	.014619	.000000	.000000	.000000	.000000	.000000
FUR SKIN EX.RANCH11	.000000	.000000	.000000	.000000	.000000	.000000	.000000	.000000
IRON ORE 12	.000000	.000000	.000000	.000000	.000000	.000000	.000000	.000000
METAL ORES NES 13	.000000	.000000	.000000	.000000	.000000	.000000	.000000	.000000
RADIOACTIVE ORES 14	.000000	.000000	.000000	.000000	.000000	.000000	.000000	.000000
GOLD ORES 15	.000000	.000000	.000000	.000000	.000000	.000000	.000000	.000000
COAL 16	.001181	.000139	.000000	.000065	.000895	.004583	.001237	.004011
CRUDE MINERAL OIL17	.000000	.000000	.000000	.000000	.000000	.000000	.000000	.000000
NATURAL GAS 18	.000067	.000001	.000101	.000000	.000049	.000000	.000149	.000000
PROD.REL.TO MINES19	.000000	.000000	.000000	.046295	.017212	.005085	.033075	.000000
ASBESTOS, FIBRES 20	.000000	.000000	.000000	.000000	.000000	.000000	.000000	.000000
CLAY & GYPSUM 21	.000000	.000000	.000000	.000000	.000000	.000000	.000000	.000000
SALT 22	.000023	.000000	.001692	.000000	.000002	.000443	.000036	.000014
CRUDE MINERAL NES23	.000051	.000000	.000000	.000734	.004970	.000532	.000284	.000083
MEAT 24	.000000	.000000	.000000	.000000	.000000	.000000	.000000	.000000
HIDES & SKINS 25	.000000	.000000	.000000	.000000	.000000	.000000	.000000	.000000
ANIMAL FATS&OILS 26	.000000	.000000	.000000	.000000	.000000	.000000	.000000	.000000
MEAT BY-PROD.NES 27	.000772	.000000	.000000	.000000	.000000	.000000	.000000	.000000
POULTRY 28	.000000	.000000	.000000	.000000	.000000	.000000	.000000	.000000
MILK PROCESSED 29	.000000	.000000	.000000	.000000	.000000	.000000	.000000	.000000
BUTTER 30	.000000	.000000	.000000	.000000	.000000	.000000	.000000	.000000
CHEESE EX.PROCESS31	.000000	.000000	.000000	.000000	.000000	.000000	.000000	.000000
DAIRY PROD. NES 32	.000000	.000000	.000000	.000000	.000000	.000000	.000000	.000000
PROCESS CHEESE 33	.000000	.000000	.000000	.000000	.000000	.000000	.000000	.000000
FISH PRODUCTS 34	.000777	.000000	.000000	.000000	.000000	.000000	.000000	.000000
FRUIT&VEG.CANNED 35	.000000	.000000	.000000	.000000	.000000	.000000	.000000	.000000
FEEDS & CONC. 36	.078028	.007422	.000000	.000000	.000000	.000000	.000000	.000000
FLOUR MILL PROD. 37	.004171	.000000	.000000	.000000	.000000	.000000	.000000	.000000
CEREAL PROD. 38	.000000	.000000	.000000	.000000	.000000	.000000	.000000	.000000
BISCUITS, 39	.000000	.000000	.000000	.000000	.000000	.000000	.000000	.000000
BAKERY PRODUCTS 40	.000000	.000000	.000000	.000000	.000000	.000000	.000000	.000000
CONFECTIONERY 41	.000000	.000000	.000000	.000000	.000000	.000000	.000000	.000000
SUGAR&MOLASSES 42	.000214	.000000	.000000	.000000	.000000	.000000	.000000	.000000
VEG.OIL & FATS 43	.001714	.000000	.000000	.000000	.000000	.000000	.000000	.000000
TEA & COFFEE 44	.000000	.000000	.000000	.000000	.000000	.000000	.000000	.000000
MISC.FOOD PROD. 45	.000000	.000000	.000000	.000000	.000000	.000000	.000000	.000000
SOFT DRINKS&CONC.46	.000000	.000000	.000000	.000000	.000000	.000000	.000000	.000000
DISTILLERY PROD. 47	.000000	.000000	.000000	.000000	.000000	.000000	.000000	.000000
BREWERY & WINERY 48	.000000	.000000	.000000	.000000	.000000	.000000	.000000	.000000
TOBACCO PROCESSED49	.000000	.000000	.000000	.000000	.000000	.000000	.000000	.000000
TOBACCO PRODUCTS 50	.000000	.000000	.000000	.000000	.000000	.000000	.000000	.000000

TABLE 14 INDUSTRY INPUT AND FINAL EXPENDITURE COEFFICIENTS - AGGREGATION L (SEE CHAPTER 4)

INDUSTRY (COLUMNS)	AGRICULTURE	FORESTRY	FISHING & HUNTING	IRON MINES	BASE METAL MINES	URANIUM MINES	OTHER METAL MINES	COAL MINES
COMMODITY (ROWS)	1	2	3	4	5	6	7	8
FOOTWEAR RUBBER 51	.000000	.000000	.000000	.000000	.000000	.000000	.000000	.000000
TIRES & TUBES 52	.002146	.000000	.000000	.000000	.000000	.000000	.000000	.000000
RUBBER PROD. NES 53	.000000	.000000	.000000	.000000	.000000	.000000	.000000	.000000
LEATHER 54	.000000	.000000	.000000	.000000	.000000	.000000	.000000	.000000
FOOTWEAR LEATHER 55	.000000	.000000	.000000	.000000	.000000	.000000	.000000	.000000
LEATHER PROD. NES 56	.000000	.000000	.000000	.000000	.000000	.000000	.000000	.000000
COTTON FIBRE&YARN 57	.000000	.000000	.000000	.000000	.000000	.000000	.000000	.000000
COTTON FABRICS 58	.000000	.000317	.014744	.000000	.000000	.000000	.000000	.000000
WOOL YARN&FABRIC 59	.000000	.000488	.000000	.000000	.000076	.000000	.000320	.000000
SYNTH. FIBRE&YARN 60	.000000	.000000	.000000	.000000	.000000	.000000	.000000	.000000
SYNTH. FABRICS 61	.000000	.000000	.000000	.000000	.000000	.000000	.000000	.000000
CARPETING 62	.000000	.000000	.000000	.000000	.000000	.000000	.000000	.000000
LINOL&COATED FABR 63	.000000	.000000	.000000	.000000	.000000	.000000	.000000	.000000
CANVAS PRODUCTS 64	.000000	.000906	.000000	.000000	.000000	.000000	.000000	.000000
TX TILE CONTAINERS 65	.000599	.000000	.000000	.000000	.000000	.000000	.000000	.000000
FELTS 66	.000000	.000000	.000000	.000000	.000000	.000000	.000000	.000000
CORDAGE & TWINE 67	.003919	.000321	.017452	.000000	.000000	.000000	.000000	.000000
OTHER FABRICS 68	.000000	.000000	.000000	.000000	.000000	.000000	.000000	.000000
TEXTILE PROD. NES 69	.000000	.000228	.001273	.000000	.000000	.000000	.002596	.000014
HOSTERY 70	.000000	.000000	.000000	.000000	.000000	.000000	.000000	.000000
KNITTED FABRICS 71	.000000	.000000	.000000	.000000	.000000	.000000	.000000	.000000
KNITTED CLOTHING 72	.000000	.000000	.000000	.000000	.000000	.000000	.000000	.000000
FUR CLOTHING 73	.000000	.000000	.000000	.000000	.000000	.000000	.000000	.000000
CLOTHING NES 74	.000128	.000000	.000000	.000000	.000000	.000000	.000000	.000000
PULP CHIPS&WASTE 75	.000000	.000335	.000000	.000000	.000000	.000000	.000000	.000000
LUMBER, SAWN PROD. 76	.000076	.000000	.010840	.000000	.000000	.000000	.000000	.007924
VENEER&PLYWOOD 77	.000000	.000000	.000000	.000000	.000000	.000000	.000000	.000000
MILLWORK (WOOD) 78	.000000	.000000	.000000	.000000	.000000	.000000	.000000	.000000
WOODEN CONTAINERS 79	.001756	.000000	.000000	.000000	.000000	.000000	.000000	.000000
WOOD PROD. NES. 80	.000000	.000000	.000000	.000000	.000000	.000000	.000000	.000000
HOUSE FURNITURE 81	.000000	.000000	.000000	.000000	.000000	.000000	.000000	.000000
FURNITURE OTHER 82	.000000	.000000	.000000	.000000	.000000	.000000	.000000	.000000
PULP 83	.000000	.000000	.000000	.000000	.000000	.000000	.000000	.000000
PAPER STOCK 84	.000000	.000000	.000000	.000000	.000000	.000000	.000000	.000000
AO PULP & PAPER 85	.000000	.000000	.000000	.000000	.000000	.000000	.000000	.000000
PAPER BLDG. PROD. 86	.000000	.000000	.000000	.000000	.000000	.000000	.000000	.000000
PAPER CARTONS 87	.000547	.000000	.000000	.000000	.000000	.000000	.000000	.000000
CONVERTED PAPER 88	.000323	.000000	.000000	.000000	.000000	.000000	.000000	.000000
PRINTED MATTER 89	.000000	.000000	.000000	.000000	.000000	.000000	.000000	.000000
PRINT. & PUBLISHING 90	.000000	.000000	.000000	.000000	.000000	.000000	.000000	.000000
PIG IRON, STEEL 91	.000000	.000000	.000000	.000000	.000000	.000000	.000000	.000000
BAR&RODS, STEEL 92	.000000	.000000	.000000	.000000	.000000	.000000	.000000	.000000
PLATE, SHEET, STRIP 93	.000000	.000000	.000000	.000000	.000000	.000000	.000000	.000000
STRUCTURAL&RAILS 94	.000000	.000000	.000000	.000166	.000383	.000586	.000327	.002054
STEEL CASTINGS 95	.000000	.000000	.000000	.000065	.000986	.000572	.000249	.001582
GRAPHITE, CARBON 96	.000000	.000000	.000000	.000000	.000000	.000000	.000000	.000000
PIPES & TUBES 97	.000000	.000000	.000000	.000000	.000000	.000000	.000000	.000000
IRON CASTINGS 98	.000000	.000000	.000000	.004298	.007338	.004519	.019208	.000000
MET. PRIMARY FORM 99	.000000	.000000	.000000	.000018	.000002	.000000	.001415	.000000
ALUMINUM ROLLED 100	.000000	.000000	.000000	.000000	.000000	.000000	.000000	.000000

TABLE 14 INDUSTRY INPUT AND FINAL EXPENDITURE COEFFICIENTS - AGGREGATION L (SEE CHAPTER 4)

INDUSTRY (COLUMNS)	AGRICULTURE	FORESTRY	FISHING & HUNTING	IRON MINES	BASE METAL MINES	URANIUM MINES	OTHER METAL MINES	COAL MINES
COMMODITY (ROWS)	1	2	3	4	5	6	7	8

IRON CASTINGS 97	.000000	.000000	.000000	.000000	.000000	.000000	.000000	.000000	.001582
MET.PRIMARY FORM 99	.000000	.000000	.000000	.000000	.000000	.000000	.000000	.000000	.000000
ALUMINUM ROLLED 100	.000000	.000000	.000000	.000000	.000018	.007338	.004519	.019208	.000000
					.000000	.000000	.000000	.000000	.000000
								.001415	.000000
								.000000	.000000

TABLE 14 INDUSTRY INPUT AND FINAL EXPENDITURE COEFFICIENTS - AGGREGATION L (SEE CHAPTER 4)

INDUSTRY(COLUMNS)	AGRICULTURE	FORESTRY	FISHING & HUNTING	IRON MINES	BASE METAL MINES	URANIUM MINES	OTHER METAL MINES	COAL MINES
COMMODITY(ROWS)	1	2	3	4	5	6	7	8
COPPER ROLLED 101	.000000	.000000	.000000	.000000	.000000	.000000	.000000	.000000
NON-FERROUS MET.102	.000000	.000000	.000000	.000000	.000167	.000000	.000000	.000000
PLATE,TANK,BOIL.103	.000000	.000000	.000000	.000000	.000000	.000000	.000000	.000000
BASIC STEEL PROD104	.000000	.000000	.000000	.000000	.000000	.000000	.000000	.000000
ARCH. METAL PROD105	.000000	.000000	.000000	.000000	.000000	.000000	.000000	.000000
METAL CONTAINERS106	.000000	.000000	.000000	.000000	.001365	.000000	.000000	.000000
BASIC METAL PROD107	.000000	.000000	.001924	.000000	.000000	.000000	.000000	.000000
METAL HOUSEWARE 108	.000000	.000000	.000000	.000000	.000000	.000000	.000000	.000000
WIRE&WIRE PROD. 109	.001914	.006535	.000512	.000000	.000000	.000000	.000000	.000000
HARDWARE NES 110	.000000	.000000	.000000	.000000	.000000	.000000	.000000	.000000
TOOLS&CUTTING EQ111	.000000	.000000	.000000	.000000	.000000	.000000	.000000	.000000
HEATING EQ. 112	.000000	.000000	.000000	.000000	.000000	.000000	.000000	.000000
FORG.&PLUMB.EQ. 113	.000000	.000000	.000000	.000000	.000000	.000000	.000000	.000000
MISC.METAL FAB. 114	.000000	.000000	.000605	.000000	.000000	.000000	.000000	.000000
AGR.IMPLEMENTS 115	.011968	.000000	.000000	.000000	.000000	.000000	.000000	.000000
INDUSTRIAL MACH.116	.000000	.004441	.022542	.014191	.012986	.022021	.014443	.012240
REFRIG.&AIR CON.117	.000000	.000000	.000000	.000000	.000000	.000000	.000000	.000000
OFFICE&STORE MCH118	.000055	.000548	.000000	.002978	.000265	.000143	.000441	.000874
AIRCRAFT & PARTS119	.000000	.000000	.000000	.000000	.000000	.000000	.000000	.000000
AIRCRAFT REPAIR 120	.000321	.000000	.000000	.000000	.000000	.000000	.000000	.000000
PASSENGER CARS 121	.000000	.000000	.000000	.000000	.000000	.000000	.000000	.000000
COM. VEHICLES 122	.000000	.000000	.000000	.000000	.000000	.000000	.000000	.000000
COM. TRAILERS 123	.000000	.000000	.000000	.000000	.000000	.000000	.000000	.000000
VEH. BODY,TRAIL.124	.000000	.000000	.000000	.000000	.000000	.000000	.000000	.000000
MOTOR VEH. PARTS125	.000000	.000000	.000000	.000000	.000000	.000000	.000000	.000000
RLY.ROLL. STOCK 126	.000000	.000000	.000000	.001409	.000861	.000325	.000732	.001665
SHIPS & BOATS 127	.000000	.000000	.003057	.000000	.000000	.000000	.000000	.000000
OTHER VEHICLES 128	.000000	.000000	.000000	.000000	.000000	.000000	.000000	.000000
SHIP REPAIR 129	.000000	.000000	.011640	.000000	.000000	.000000	.000000	.000000
SMALL APPLIANCES130	.000000	.000000	.000000	.000000	.000000	.000000	.000000	.000000
REFRIG.& FREEZER131	.000000	.000000	.000000	.000000	.000000	.000000	.000000	.000000
STOVES & RANGES 132	.000000	.000000	.000000	.000000	.000000	.000000	.000000	.000000
OTHER APPLIANCES133	.000000	.000000	.000000	.000000	.000000	.000000	.000000	.000000
COMMUNICATION EQ134	.000000	.000000	.006557	.000000	.000000	.000000	.000000	.000000
ELEC.WIRE,CABLE 135	.000000	.000000	.000000	.000000	.000000	.000000	.000000	.000000
ELEC. IND. EQ. 136	.000000	.000000	.000000	.000000	.000000	.000000	.000000	.000000
RADIO & T.V.EQ. 137	.000000	.000000	.000000	.000000	.000000	.000000	.000000	.000000
BATTERIES 138	.000000	.000000	.000000	.000000	.000000	.000000	.000000	.000000
LIGHT BULBS 139	.000000	.000000	.000000	.000000	.000000	.000000	.000000	.000000
OTHER ELEC. EQ 140	.000000	.000000	.000000	.000000	.000000	.000000	.000000	.000000
CEMENT 141	.000000	.000000	.000000	.000000	.000000	.000000	.000000	.000000
LIME 142	.000029	.000000	.000000	.000030	.000689	.006081	.002347	.000000
PLASTER & GYPSUM143	.000000	.000000	.000000	.000000	.000000	.000000	.000000	.000000
CONCRETE PROD. 144	.000000	.000000	.000000	.000000	.000000	.000000	.000000	.000000
CLAY PRODUCTS 145	.000029	.000114	.000000	.000000	.000000	.000000	.000000	.000000
REFRACTORIES 146	.000000	.000000	.000000	.000361	.000137	.000000	.000491	.000167
STONE PRODUCTS 147	.000000	.000000	.000000	.000000	.000000	.000000	.000000	.000000
GLASS&GLASS PROD148	.000000	.000000	.001218	.000000	.000000	.000000	.000000	.000000
MIN. WOOL&INSUL.149	.000000	.000000	.000000	.000000	.000000	.000000	.000000	.000000
ASBESTOS PROD. 150	.000000	.000000	.000000	.000000	.000000	.000000	.000000	.000000

TABLE 14 INDUSTRY INPUT AND FINAL EXPENDITURE COEFFICIENTS - AGGREGATION L (SEE CHAPTER 4)

INDUSTRY(COLUMNS)	AGRICULTURE	FORESTRY	FISHING & HUNTING	IRON MINES	BASE METAL MINES	URANIUM MINES	OTHER METAL MINES	COAL MINES
COMMODITY(ROWS)	1	2	3	4	5	6	7	8
OTH.MINERAL PROD151	.000000	.000000	.000000	.000000	.000000	.000000	.000000	.000000
GASOLINE 152	.035643	.013456	.036898	.000983	.000597	.000611	.000526	.001513
FUEL OIL 153	.009069	.011648	.000000	.015339	.002932	.004607	.002987	.003344
LUB. OIL&GREASE 154	.004003	.002079	.010041	.003025	.000565	.002365	.001828	.004524
OTH.PETROL.PROD.155	.000676	.000263	.000023	.000047	.000032	.000034	.000014	.000069
EXPLOSIVES&AMMUN156	.000000	.001054	.001746	.018358	.011548	.007805	.033928	.011143
FERTILIZERS 157	.015433	.000000	.000000	.000000	.000000	.000000	.000000	.000000
PLASTIC, SYN.RESN158	.000000	.000000	.000636	.000000	.000000	.000000	.000000	.000000
PHARM&MEDICINES 159	.000000	.000000	.000000	.000000	.000000	.000000	.000000	.000000
PAINTS&VARNISHES160	.000000	.000000	.000000	.000000	.000000	.000000	.000000	.000000
SOAPS & CLEANERS161	.000000	.000000	.000000	.000000	.000000	.000000	.000000	.000000
VEG.OILS&REF.GLY162	.000000	.000000	.000000	.000000	.000000	.000000	.000000	.000000
TOILET&COSMETICS163	.000000	.000000	.000000	.000000	.000000	.000000	.000000	.000000
PIGMENT,DYE &INK164	.000000	.000000	.000000	.000000	.000040	.000000	.000818	.000028
INORGANIC CHEM. 165	.000200	.000215	.000000	.000361	.004198	.033320	.010055	.000056
ORGANIC CHEM. 166	.000000	.000000	.000000	.000047	.001263	.000138	.001451	.000000
IND.CHEM.PROD. 167	.012320	.000000	.000000	.000000	.001268	.001572	.001095	.000014
HOUSEHOLD CHEM. 168	.000000	.000000	.000000	.000000	.000003	.000000	.000000	.000000
SCIENCE&LAB.EQ. 169	.000000	.000000	.000000	.000000	.000000	.000000	.000000	.000000
JEWELLERY 170	.000000	.000000	.000000	.000000	.000000	.000000	.000000	.000000
PLASTIC FAB.PROD171	.000000	.000000	.000000	.000000	.000000	.000000	.000000	.000000
SPORT GOODS&TOYS172	.000000	.000000	.002491	.000000	.000000	.000000	.000000	.000000
FUR DRESSING&DYE173	.000000	.000000	.000000	.000000	.000000	.000000	.000000	.000000
SIGNS&DISPLAYS 174	.000000	.000000	.000000	.000000	.000000	.000000	.000000	.000000
NOTIONS 175	.000000	.000000	.000000	.000000	.000000	.000000	.000000	.000000
WRITING EQ. 176	.000000	.000000	.000000	.000000	.000000	.000000	.000000	.000000
END PROD. NES 177	.000063	.000000	.005525	.000000	.000000	.000000	.000000	.000000
CONSTRUCTION 178	.018750	.021915	.050438	.015943	.013324	.003252	.007943	.005593
WH.&RETAIL TRADE179	.033836	.011672	.026127	.013012	.007190	.011363	.011684	.011712
TRANSP.& STORAGE180	.024079	.038091	.034158	.032277	.007168	.013526	.008342	.011407
BROADCASTING 181	.000000	.000000	.000000	.000000	.000000	.000000	.000000	.000000
TELEPHONE&TELEG.182	.002845	.002655	.001552	.002871	.000998	.000838	.000974	.001638
POSTAL SERVICE 183	.000481	.000352	.000000	.000255	.000106	.000049	.000270	.000180
ELECTRIC POWER 184	.007182	.001826	.000233	.020099	.015674	.011964	.048812	.043172
OTHER UTILITIES 185	.001450	.000111	.000279	.001581	.000614	.000084	.001707	.001082
REAL ESTATE RENT186	.020247	.077829	.004299	.010467	.004378	.002222	.005959	.017735
FINANCE&INSUR. 187	.009971	.004647	.013704	.022366	.004247	.001010	.012985	.012545
HEALTH&EDUCATION188	.000000	.000000	.000000	.000000	.000000	.000000	.000000	.000000
BUSINESS SERVICE189	.001282	.003777	.001242	.023681	.007900	.004928	.012886	.004330
ACCOMMOD.&MEALS 190	.000000	.000000	.000000	.000000	.000000	.000000	.000000	.000000
PERSONAL SERVICE191	.000800	.002939	.000310	.006293	.001086	.002897	.003058	.015321
RENT EX.R.ESTATE192	.000351	.038878	.000000	.002859	.001253	.000503	.001259	.001318
OFFICE SUPPLIES 193	.001603	.002512	.000000	.003990	.000843	.000572	.001102	.003109
ADVERTISING 194	.000000	.001264	.000000	.000326	.001084	.000000	.000348	.000666
TRAVEL&ENTERTAIN195	.000000	.005130	.000000	.003339	.001010	.000675	.002873	.002664
CAFETERIA SUPPL.196	.000000	.024958	.000000	.002155	.001377	.000000	.002155	.000000
OPERATING SUPPL.197	.034049	.081068	.000000	.136489	.027478	.055474	.055909	.083181

TABLE 15 INDUSTRY INPUT AND FINAL EXPENDITURE COEFFICIENTS - AGGREGATION L (SEE CHAPTER 4)

INDUSTRY(COLUMNS)	AGRICULTURE	FORESTRY	FISHING & HUNTING	IRON MINES	BASE METAL MINES	URANIUM MINES	OTHER METAL MINES	COAL MINES
	1	2	3	4	5	6	7	8

ADVERTISING 194	.000000	.001264	.000000	.000326	.001084	.000000	.000348	.000666
TRAVEL&ENTERTAIN195	.000000	.005130	.000000	.003339	.001010	.000675	.002873	.002664
CAFETERIA SUPPL.196	.000000	.024958	.000000	.002155	.001377	.000000	.002155	.000000
OPERATING SUPPL.197	.034049	.081068	.000000	.136489	.027478	.055474	.055909	.083181

TABLE 14 INDUSTRY INPUT AND FINAL EXPENDITURE COEFFICIENTS - AGGREGATION L (SEE CHAPTER 4)

INDUSTRY (COLUMNS)	AGRICULTURE	FORESTRY	FISHING & HUNTING	IRON MINES	BASE METAL MINES	URANIUM MINES	OTHER METAL MINES	COAL MINES
COMMODITY (ROWS)	1	2	3	4	5	6	7	8
NON-COMP. IMPORTS198	.000000	.000000	.000000	.000000	.000000	.000000	.000000	.000000
BAL. PAYMENT ADJ.199	.000000	.000000	.000000	.000000	.000000	.000000	.000000	.000000
COMMODITY TAXES 200	.006861	.005525	.006929	.002623	.002048	.002454	.003186	.001485
SUBSIDIES 201	-.006621	.000000	-.002925	.000000	.000000	.000000	-.087746	-.215168
INDIR. TX&GOV. SER202	.043437	.021771	.005905	.008501	.011340	.007032	.006912	.002040
WAGES & SALARIES203	.076593	.348623	.144875	.272226	.256749	.168344	.499868	.616805
NET-INC.UNINCORP204	.296670	.038625	.330154	.000000	.000843	.000000	.004267	.001388
SURPLUS 205	.185622	.103852	.216583	.309878	.562463	.617472	.265195	.326478
SUB TOT(198-205)206	.602563	.518396	.701521	.593227	.833444	.795301	.691682	.733028
TOTAL INPUTS 207	1.000000	1.000000	1.000000	1.000000	1.000000	1.000000	1.000000	1.000000

TABLE 14 INDUSTRY INPUT AND FINAL EXPENDITURE COEFFICIENTS - AGGREGATION L (SEE CHAPTER 4)

INDUSTRY(COLUMNS) COMMODITY(ROWS)		PETROLEUM & NATURAL GAS 9	ASBESTOS MINES 10	AO NON-METAL MINES 11	MEAT PROCESSORS 12	POULTRY PROCESSORS 13	DAIRY FACTORIES 14	PROCESS CHEESE 15	FISH PROD. IND. 16
LIVE ANIMALS	1	.000000	.000000	.000000	.544101	.527794	.000000	.000000	.000000
GRAIN	2	.000000	.000000	.000000	.000000	.000000	.000000	.000000	.000000
FRUITS,NUTS & VEG.	3	.000000	.000000	.000000	.000770	.000078	.000534	.005585	.003162
MILK UNPROCESSED	4	.000000	.000000	.000000	.000000	.000000	.574077	.005527	.000000
EGGS IN THE SHELL	5	.000000	.000000	.000000	.000000	.000000	.000191	.000000	.000000
TOBACCO	6	.000000	.000000	.000000	.000000	.000000	.000000	.000000	.000000
OIL SEEDS	7	.000000	.000000	.000000	.000000	.000000	.000000	.000000	.000000
AGR. PROD. NES	8	.000000	.000000	.000000	.000195	.000000	.000000	.000193	.000000
FOREST PRODUCTS	9	.000000	.000000	.000000	.000012	.000043	.000108	.000000	.000208
FISH LANDINGS	10	.000000	.000000	.000000	.000000	.000000	.000000	.000000	.491816
FUR SKIN EX.RANCH	11	.000000	.000000	.000000	.000000	.000000	.000000	.000000	.000000
IRON ORE	12	.000000	.000000	.000000	.000000	.000000	.000000	.000000	.000000
METAL ORES NES	13	.000000	.000000	.000000	.000000	.000000	.000000	.000000	.000000
RADIOACTIVE ORES	14	.000000	.000000	.000000	.000000	.000000	.000000	.000000	.000000
GOLD ORES	15	.000000	.000000	.000000	.000000	.000000	.000000	.000000	.000000
COAL	16	.000000	.001904	.006157	.000669	.000227	.001359	.000658	.000645
CRUDE MINERAL OIL	17	.000000	.000000	.000000	.000000	.000000	.000000	.000000	.000000
NATURAL GAS	18	.000264	.000185	.000718	.000169	.000085	.000172	.000135	.000037
PROD.REL.TO MINES	19	.032082	.022144	.000007	.000000	.000000	.000000	.000000	.000000
ASBESTOS, FIBRES	20	.000000	.000074	.000000	.000000	.000000	.000000	.000000	.000000
CLAY & GYPSUM	21	.000576	.000000	.000145	.000000	.000000	.000000	.000000	.000000
SALT	22	.000111	.000000	.000065	.000757	.000028	.000183	.000213	.001663
CRUDE MINERAL NES	23	.000658	.000000	.010291	.000000	.000000	.000000	.000000	.000000
MEAT	24	.000000	.000000	.000000	.144673	.001403	.000000	.000000	.000000
HIDES & SKINS	25	.000000	.000000	.000000	.000046	.000000	.000000	.000000	.000000
ANIMAL FATS&OILS	26	.000000	.000000	.000000	.007134	.000000	.000000	.000000	.000000
MEAT BY-PROD.NES	27	.000000	.000000	.000000	.009589	.002515	.000911	.000000	.014918
POULTRY	28	.000000	.000000	.000000	.000000	.193717	.000000	.000000	.000000
MILK PROCESSED	29	.000000	.000000	.000000	.000020	.000262	.029491	.005140	.000000
BUTTER	30	.000000	.000000	.000000	.000000	.000000	.014262	.008387	.000000
CHEESE EX.PROCESS	31	.000000	.000000	.000000	.000000	.000163	.000128	.206903	.000000
DAIRY PROD. NES	32	.000000	.000000	.000000	.000163	.000248	.016264	.025566	.000000
PROCESS CHEESE	33	.000000	.000000	.000000	.000872	.000191	.000005	.000000	.000016
FISH PRODUCTS	34	.000000	.000000	.000000	.003046	.000000	.000000	.000000	.043730
FRUIT&VEG.CANNED	35	.000000	.000000	.000000	.000097	.000106	.002191	.012966	.000485
FEEDS & CONC.	36	.000000	.000000	.000000	.000318	.000000	.000000	.000000	.000000
FLOUR MILL PROD.	37	.000283	.000000	.000000	.000495	.000014	.000000	.002126	.000000
CEREAL PROD.	38	.000000	.000000	.000000	.000000	.000000	.000000	.000000	.000000
BISCUITS,	39	.000000	.000000	.000000	.000005	.000000	.000303	.000000	.000000
BAKERY PRODUCTS	40	.000000	.000000	.000000	.000000	.000000	.000038	.000000	.000762
CONFECTIONERY	41	.000000	.000000	.000000	.000000	.000000	.000827	.007788	.000000
SUGAR&MOLASSES	42	.000000	.000000	.000000	.000470	.000000	.003553	.011614	.000000
VEG.OIL & FATS	43	.000000	.000000	.000000	.015340	.000000	.000323	.000000	.000000
TEA & COFFEE	44	.000000	.000000	.000000	.000000	.000000	.000000	.000000	.000000
MISC.FOOD PROD.	45	.000000	.000000	.000000	.003233	.001559	.004624	.022996	.000784
SOFT DRINKS&CONC.	46	.000000	.000000	.000000	.000000	.000000	.000252	.000000	.000000
DISTILLERY PROD.	47	.000000	.000000	.000000	.000000	.000000	.000000	.000000	.000000
BREWERY & WINERY	48	.000000	.000000	.000000	.000000	.000000	.000000	.000000	.000000
TOBACCO PROCESSED	49	.000000	.000000	.000000	.000000	.000000	.000000	.000000	.000000
TOBACCO PRODUCTS	50	.000000	.000000	.000000	.000000	.000000	.000000	.000000	.000000

TABLE 14 INDUSTRY INPUT AND FINAL EXPENDITURE COEFFICIENTS - AGGREGATION L (SEE CHAPTER 4)

INDUSTRY(COLUMNS)	PETROLEUM & NATURAL GAS	ASBESTOS MINES	AO NON-METAL MINES	MEAT PROCESSORS	POULTRY PROCESSORS	DAIRY FACTORIES	PROCESS CHEESE	FISH PROD. IND.
-------------------	----------------------------	-------------------	-----------------------	--------------------	-----------------------	--------------------	-------------------	--------------------

MISC. FOOD PROD. 45	.000000	.000000	.000000	.000000	.000000	.000000	.000000	.000000	.000000
SOFT DRINKS&CONC. 46	.000000	.000000	.000000	.000000	.000000	.000000	.000000	.000000	.000000
DISTILLERY PROD. 47	.000000	.000000	.000000	.000000	.000000	.000000	.000000	.000000	.000000
BREWERY & WINERY 48	.000000	.000000	.000000	.000000	.000000	.000000	.000000	.000000	.000000
TOBACCO PROCESSED 49	.000000	.000000	.000000	.000000	.000000	.000000	.000000	.000000	.000000
TOBACCO PRODUCTS 50	.000000	.000000	.000000	.000000	.000000	.000000	.000000	.000000	.000000

TABLE 14 INDUSTRY INPUT AND FINAL EXPENDITURE COEFFICIENTS - AGGREGATION L (SEE CHAPTER 4)

INDUSTRY(COLUMNS) COMMODITY(ROWS)	PETROLEUM & NATURAL GAS 9	ASBESTOS MINES 10	AO NON-METAL MINES 11	MEAT PROCESSORS 12	POULTRY PROCESSORS 13	DAIRY FACTORIES 14	PROCESS CHEESE 15	FISH PROD. IND. 16
FOOTWEAR RUBBER 51	.000000	.000000	.000000	.000000	.000000	.000000	.000000	.000000
TIRES & TUBES 52	.000000	.000000	.000000	.000000	.000000	.000000	.000000	.000000
RUBBER PROD. NES 53	.000000	.000000	.000000	.000000	.000000	.000000	.000000	.000000
LEATHER 54	.000000	.000000	.000000	.000000	.000000	.000000	.000000	.000000
FOOTWEAR LEATHER 55	.000000	.000000	.000000	.000000	.000000	.000000	.000000	.000000
LEATHER PROD. NES 56	.000000	.000000	.000000	.000000	.000000	.000000	.000000	.000000
COTTON FIBRE&YARN 57	.000000	.000000	.000000	.000000	.000000	.000000	.000000	.000000
COTTON FABRICS 58	.000000	.000000	.000000	.000081	.000000	.000054	.001314	.000000
WOOL YARN&FABRIC 59	.000000	.000000	.000000	.000000	.000000	.000000	.000000	.000000
SYNTH. FIBRE&YARN 60	.000000	.000000	.000000	.000115	.000000	.000000	.000000	.000000
SYNTH. FABRICS 61	.000000	.000000	.000000	.000000	.000000	.000000	.000000	.000000
CARPETING 62	.000000	.000000	.000000	.000000	.000000	.000000	.000000	.000000
LINOL&COATED FABR 63	.000000	.000000	.000000	.000000	.000000	.000000	.000000	.000000
CANVAS PRODUCTS 64	.000000	.000000	.000000	.000000	.000000	.000000	.000000	.000000
TEXTILE CONTAINERS 65	.000000	.011375	.000986	.000794	.000227	.000086	.000000	.000581
FELTS 66	.000000	.000000	.000000	.000000	.000000	.000000	.000000	.000000
CORDAGE & TWINE 67	.000000	.000000	.000000	.000021	.000099	.000020	.000000	.000075
OTHER FABRICS 68	.000000	.000000	.000000	.000000	.000000	.000000	.000000	.000000
TEXTILE PROD. NES 69	.000000	.000000	.000044	.000018	.000000	.000000	.000000	.000000
HOSIERY 70	.000000	.000000	.000000	.000000	.000000	.000000	.000000	.000000
KNITTED FABRICS 71	.000000	.000000	.000000	.000100	.000000	.000000	.000000	.000000
KNITTED CLOTHING 72	.000000	.000000	.000000	.000000	.000000	.000000	.000000	.000000
FUR CLOTHING 73	.000000	.000000	.000000	.000000	.000000	.000000	.000000	.000000
CLOTHING NES 74	.000000	.000000	.000000	.000000	.000000	.000000	.000000	.000000
PULP CHIP&WASTE 75	.000000	.000000	.000000	.000042	.000014	.000039	.000000	.000059
LUMBER, SAWN PROD. 76	.000000	.000000	.000000	.000000	.000000	.000000	.000000	.000000
VENEER&PLYWOOD 77	.000000	.000000	.000000	.000000	.000000	.000000	.000000	.000000
MILLWORK (WOOD) 78	.000000	.000000	.000000	.000000	.000000	.000000	.000000	.000000
WOODEN CONTAINERS 79	.000000	.000000	.003039	.000498	.008084	.000967	.000000	.006894
WOOD PROD. NES 80	.000000	.000000	.000587	.000000	.000000	.000495	.000000	.000000
HOUSE FURNITURE 81	.000000	.000000	.000000	.000000	.000000	.000000	.000000	.000000
FURNITURE OTHER 82	.000000	.000000	.000000	.000000	.000000	.000000	.000000	.000000
PULP 83	.000000	.000000	.000000	.000000	.000000	.000000	.000000	.000000
PAPER STOCK 84	.000000	.000000	.000000	.001594	.001169	.001048	.002512	.002015
AO PULP & PAPER 85	.000000	.000000	.000000	.000000	.000000	.000000	.000000	.000000
PAPER BLDG. PROD. 86	.000000	.000000	.000000	.000000	.000000	.000000	.000000	.000000
PAPER CARTONS 87	.000000	.017774	.027536	.013256	.021007	.019950	.033295	.014747
CONVERTED PAPER 88	.000000	.000000	.000000	.001513	.002267	.004303	.007788	.001376
PRINTED MATTER 89	.000000	.000000	.000181	.000000	.000000	.000000	.000000	.000000
PRINT. & PUBLISHING 90	.000000	.000000	.000000	.000000	.000000	.000000	.000000	.000000
PIG IRON, STEEL 91	.000000	.000000	.000000	.000000	.000000	.000000	.000000	.000000
BAR&RODS, STEEL 92	.000011	.000000	.000000	.000000	.000000	.000000	.000000	.000000
PLATE, SHEET, STRIP 93	.000000	.000000	.000000	.000000	.000000	.000000	.000000	.006046
STRUCTURAL&RAILS 94	.000057	.000000	.000000	.000000	.000000	.000000	.000000	.000000
STEEL CASTINGS 95	.000014	.000000	.000000	.000000	.000000	.000000	.000000	.000000
GRAPHITE, CARBON 96	.000000	.000000	.000000	.000000	.000000	.000000	.000000	.000000
PIPES & TUBES 97	.003264	.000000	.000000	.000000	.000000	.000000	.000000	.000000
IRON CASTINGS 98	.000000	.000000	.001501	.000000	.000000	.000000	.000000	.000000
MET. PRIMARY FORM 99	.000026	.000000	.000000	.000000	.000000	.000000	.000000	.000000
ALUMINUM ROLLED 100	.000000	.000000	.000000	.000000	.000000	.000000	.000000	.000000

TABLE 14 INDUSTRY INPUT AND FINAL EXPENDITURE COEFFICIENTS - AGGREGATION L (SEE CHAPTER 4)

INDUSTRY(COLUMNS) COMMODITY(ROWS)	PETROLEUM & NATURAL GAS 9	ASBESTOS MINES 10	AO NON-METAL MINES 11	MEAT PROCESSORS 12	POULTRY PROCESSORS 13	DAIRY FACTORIES 14	PROCESS CHEESE 15	FISH PROD. IND. 16
COPPER ROLLED 101	.000000	.000000	.000000	.000000	.000000	.000000	.000000	.000000
NON-FERROUS MET.102	.000000	.000000	.000000	.000000	.000000	.000007	.000000	.000000
PLATE,TANK,BOIL.103	.000000	.000000	.000000	.000000	.000000	.000000	.000000	.000000
BASIC STEEL PROD104	.000000	.000000	.000000	.000000	.000000	.000000	.000000	.000000
ARCH. METAL PROD105	.000000	.000000	.000000	.000000	.000000	.000000	.000000	.000000
METAL CONTAINERS106	.000546	.000000	.000000	.004925	.003457	.011883	.012735	.030956
BASIC METAL PROD107	.000000	.000000	.000000	.000000	.000000	.000000	.000000	.000000
METAL HOUSEWARE 108	.000000	.000000	.000000	.000000	.000000	.000000	.000000	.000000
WIRE&WIRE PROD. 109	.000000	.000000	.000000	.000025	.000000	.000000	.000000	.000000
HARDWARE NES 110	.000000	.000000	.000000	.000000	.000000	.000000	.000000	.000000
TOOLS&CUTTING EQ111	.000000	.000000	.000000	.000000	.000000	.000000	.000000	.000000
HEATING EQ. 112	.000000	.000000	.000000	.000000	.000000	.000000	.000000	.000000
FORG.&PLUMB.EQ. 113	.000000	.000000	.000000	.000000	.000000	.000000	.000000	.000000
MISC.METAL FAB. 114	.000000	.000000	.000000	.000000	.000000	.000000	.000000	.000000
AGR.IMPLEMENTS 115	.000000	.000000	.000000	.000000	.000000	.000000	.000000	.000000
INDUSTRIAL MACH.116	.015280	.002975	.018072	.000000	.000000	.000000	.000000	.000000
REFRIG.&AIR CON.117	.000000	.000000	.000000	.000000	.000000	.000000	.000000	.000000
OFFICE&STORE MCH118	.000920	.000436	.000102	.000240	.000014	.000162	.000329	.000080
AIRCRAFT & PARTS119	.000000	.000000	.000000	.000000	.000000	.000000	.000000	.000000
AIRCRAFT REPAIR 120	.000000	.000000	.000000	.000000	.000000	.000000	.000000	.000000
PASSENGER CARS 121	.000000	.000000	.000000	.000000	.000000	.000000	.000000	.000000
COM. VEHICLES 122	.000000	.000000	.000000	.000000	.000000	.000000	.000000	.000000
CGM. TRAILERS 123	.000000	.000000	.000000	.000000	.000000	.000000	.000000	.000000
VEH. BODY,TRAIL.124	.000000	.000000	.000000	.000000	.000000	.000000	.000000	.000000
MOTOR VEH. PARTS125	.000000	.000000	.000000	.000000	.000000	.000000	.000000	.000000
RLY.ROLL. STOCK 126	.000021	.000000	.000000	.000000	.000000	.000000	.000000	.000000
SHIPS & BOATS 127	.000000	.000000	.000000	.000000	.000000	.000000	.000000	.000000
OTHER VEHICLES 128	.000000	.000000	.000000	.000000	.000000	.000000	.000000	.000000
SHIP REPAIR 129	.000000	.000000	.000000	.000000	.000000	.000000	.000000	.000000
SMALL APPLIANCES130	.000000	.000000	.000000	.000000	.000000	.000000	.000000	.000000
REFRIG.& FREEZER131	.000000	.000000	.000000	.000000	.000000	.000000	.000000	.000000
STOVES & RANGES 132	.000000	.000000	.000000	.000000	.000000	.000000	.000000	.000000
OTHER APPLIANCES133	.000000	.000000	.000000	.000000	.000000	.000000	.000000	.000000
COMMUNICATION EQ134	.000000	.000000	.000000	.000000	.000000	.000000	.000000	.000000
ELEC.WIRE,CABLE 135	.000000	.000000	.000000	.000000	.000000	.000000	.000000	.000000
ELEC. IND. EQ. 136	.000000	.000000	.000000	.000000	.000000	.000000	.000000	.000000
RADIO & T.V.EQ. 137	.000000	.000000	.000000	.000000	.000000	.000000	.000000	.000000
BATTERIES 138	.000000	.000000	.000000	.000000	.000000	.000000	.000000	.000000
LIGHT BULBS 139	.000000	.000000	.000000	.000000	.000000	.000000	.000000	.000000
OTHER ELEC. EQ 140	.000000	.000000	.000000	.000000	.000000	.000000	.000000	.000000
CEMENT 141	.000000	.000000	.000000	.000000	.000000	.000000	.000000	.000000
LIME 142	.000073	.000000	.000218	.000000	.000000	.000000	.000000	.000000
PLASTER & GYPSUM143	.000000	.000000	.000000	.000000	.000000	.000000	.000000	.000000
CONCRETE PROD. 144	.000000	.000000	.000000	.000000	.000000	.000000	.000000	.000000
CLAY PRODUCTS 145	.000000	.000000	.000000	.000000	.000000	.000000	.000000	.000000
REFRACTORIES 146	.000000	.000074	.000283	.000000	.000000	.000000	.000000	.000000
STONE PRODUCTS 147	.000000	.000000	.000000	.000000	.000000	.000000	.000000	.000000
GLASS&GLASS PROD148	.000000	.000000	.000000	.000156	.000248	.002168	.002600	.000805
MIN. WOOL&INSUL.149	.000000	.000000	.000000	.000000	.000000	.000000	.000000	.000000
ASBESTOS PROD. 150	.000000	.000000	.000000	.000000	.000000	.000000	.000000	.000000

REFRACTORIES 146	.000000	.000000	.000000	.000000	.000000	.000000	.000000	.000000
STONE PRODUCTS 147	.000000	.000000	.000000	.000000	.000000	.000000	.000000	.000000
GLASS&GLASS PROD148	.000000	.000000	.000000	.000000	.000156	.000248	.002168	.000805
MIN. WOOL&INSUL.149	.000000	.000000	.000000	.000000	.000000	.000000	.000000	.000000
ASBESTOS PROD. 150	.000000	.000000	.000000	.000000	.000000	.000000	.000000	.000000

TABLE 14 INDUSTRY INPUT AND FINAL EXPENDITURE COEFFICIENTS - AGGREGATION L (SEE CHAPTER 4)

INDUSTRY(COLUMNS) COMMODITY(ROWS)	PETROLEUM & NATURAL GAS 9	ASBESTOS MINES 10	NON-METAL MINES 11	MEAT PROCESSORS 12	POULTRY PROCESSORS 13	DAIRY FACTORIES 14	PROCESS CHEESE 15	FISH PROD. IND. 16
OTH.MINERAL PROD151	.000000	.000000	.000000	.000000	.000000	.000000	.000000	.000000
GASOLINE 152	.003567	.000620	.017071	.000422	.001360	.004759	.000116	.000629
FUEL OIL 153	.003214	.013464	.015121	.000733	.001105	.003075	.000367	.005769
LUB. OIL&GREASE 154	.001869	.002901	.009152	.000131	.000425	.000511	.000135	.000491
OTH.PETROL.PROD.155	.000087	.000052	.000131	.000042	.000262	.000298	.000000	.000059
EXPLOSIVES&AMMUN156	.002476	.022248	.020581	.000000	.000000	.000000	.000000	.000000
FERTILIZERS 157	.000000	.000000	.000007	.000018	.000000	.000000	.000000	.000000
PLASTIC, SYN. RESN158	.001049	.000000	.000000	.002926	.002097	.000149	.019092	.001253
PHARM&MEDICINES 159	.000000	.000000	.000000	.000000	.000000	.000163	.000000	.000000
PAINTS&VARNISHES160	.000000	.000000	.000000	.000000	.000000	.000000	.000000	.000219
SOAPS & CLEANERS161	.000000	.000000	.000000	.000000	.000000	.000114	.000000	.000000
VEG.OILS&REF.GLY162	.000000	.000000	.000000	.000525	.000000	.000331	.040194	.002021
TOILET&COSMETICS163	.000000	.000000	.000000	.000000	.000000	.000000	.000000	.000000
PIGMENT,DYE &INK164	.000002	.000000	.000123	.000000	.000000	.000000	.000000	.000016
INORGANIC CHEM. 165	.001095	.000096	.002263	.000108	.000000	.000034	.000058	.000101
ORGANIC CHEM. 166	.000551	.000000	.000015	.000266	.000050	.000179	.000773	.000235
IND.CHEM.PROD. 167	.000362	.000140	.000341	.000186	.000184	.000324	.002010	.000736
HOUSEHOLD CHEM. 168	.000000	.000000	.000000	.000000	.000000	.000000	.000000	.000000
SCIENCE&LAB.EQ. 169	.000000	.000000	.000000	.000000	.000000	.000000	.000000	.000000
JEWELLERY 170	.000000	.000000	.000000	.000000	.000000	.000000	.000000	.000000
PLASTIC FAB.PROD171	.000000	.000000	.000000	.000164	.000007	.000637	.001024	.000000
SPORT GOODS&TOYS172	.000000	.000000	.000000	.000000	.000000	.000000	.000000	.000000
FUR DRESSING&DYE173	.000000	.000000	.000000	.000000	.000000	.000000	.000000	.000000
SIGNS&DISPLAYS 174	.000000	.000000	.000000	.000000	.000000	.000000	.000000	.000000
NOTIONS 175	.000000	.000000	.000000	.000000	.000000	.000000	.000000	.000000
WRITING EQ. 176	.000000	.000000	.000000	.000000	.000000	.000000	.000000	.000000
END PROD. NES 177	.000000	.000000	.000000	.000039	.001863	.000010	.000000	.000501
CONSTRUCTION 178	.013462	.012393	.005178	.002008	.002728	.002823	.002976	.005780
WH.&RETAIL TRADE179	.007900	.011840	.023432	.019104	.021836	.006687	.067054	.009826
TRANSP.& STORAGE180	.013688	.011235	.033722	.023708	.019144	.013876	.025875	.036426
BROADCASTING 181	.000000	.000000	.000000	.000000	.000000	.000000	.000000	.000000
TELEPHONE&TELEG.182	.003787	.001779	.003307	.002649	.002756	.002105	.002416	.004233
POSTAL SERVICE 183	.000490	.000295	.000326	.000356	.000205	.000397	.000502	.000357
ELECTRIC POWER 184	.013566	.023835	.020937	.002424	.003663	.004676	.002184	.005278
OTHER UTILITIES 185	.002544	.000960	.002429	.002297	.001367	.002117	.001549	.001541
REAL ESTATE RENT186	.179567	.004997	.015186	.000555	.000368	.003962	.003034	.003162
FINANCE&INSUR. 187	.009457	.008127	.004692	.001478	.002586	.003493	.007285	.006302
HEALTH&EDUCATION188	.000000	.000000	.000000	.000000	.000000	.000000	.000000	.000000
BUSINESS SERVICE189	.029101	.016069	.002618	.000908	.000531	.001078	.021179	.005561
ACCOMMOD.&MEALS 190	.000000	.000000	.000000	.000000	.000000	.000000	.000000	.000000
PERSONAL SERVICE191	.005422	.005130	.002502	.003221	.001587	.002179	.015865	.002474
RENT EX.R.ESTATE192	.002114	.016977	.012713	.000637	.000652	.005547	.001237	.002127
OFFICE SUPPLIES 193	.004337	.001063	.002060	.001198	.001112	.001555	.002512	.001498
ADVERTISING 194	.001765	.001521	.003807	.004736	.001240	.010921	.035904	.012108
TRAVEL&ENTERTAIN195	.010184	.002857	.004076	.004988	.004223	.009758	.018706	.008301
CAFETERIA SUPPL.196	.000807	.003691	.000000	.000147	.000794	.000249	.000000	.000640
OPERATING SUPPL.197	.044334	.057730	.116382	.017961	.017634	.023805	.022686	.044029

TABLE 14 INDUSTRY INPUT AND FINAL EXPENDITURE COEFFICIENTS - AGGREGATION L (SEE CHAPTER 4)

INDUSTRY (COLUMNS) COMMODITY (ROWS)	PETROLEUM & NATURAL GAS 9	ASBESTOS MINES 10	AD NON-METAL MINES 11	MEAT PROCESSORS 12	POULTRY PROCESSORS 13	DAIRY FACTORIES 14	PROCESS CHEESE 15	FISH PROD. IND. 16
NON-COMP. IMPORTS 198	.000000	.000000	.000000	.000213	.000000	.000000	.000000	.000000
BAL. PAYMENT ADJ. 199	.000000	.000000	.000000	.000000	.000000	.000000	.000000	.000000
COMMODITY TAXES 200	.002813	.001262	.010356	.000463	.001452	.004991	.000135	.000848
SUBSIDIES 201	.000000	.000000	-.000247	.000000	.000000	.000000	-.016793	-.001317
INDIR. TX & GOV. SER 202	.011719	.011855	.028138	.003166	.001275	.005340	.004135	.005844
WAGES & SALARIES 203	.152776	.260351	.305285	.119468	.099452	.144404	.153220	.192879
NET-INC. UNINCORP 204	.002610	.000000	.021756	.001173	.007290	.006763	.000000	.001967
SURPLUS 205	.419100	.449574	.246608	.026028	.035729	.041712	.158902	.016246
SUB TOT (198-205) 206	.589018	.723041	.611896	.150511	.145199	.203211	.299600	.216466
TOTAL INPUTS 207	1.000000	1.000000	1.000000	1.000000	1.000000	1.000000	1.000000	1.000000

TABLE 15 INDUSTRY INPUT AND FINAL EXPENDITURE COEFFICIENTS - AGGREGATION L (SEE CHAPTER 5)

INDUSTRY (COLUMNS) COMMODITY (ROWS)	FRUIT & VEG. CANNERS 17	FED MILLS 18	FLOUR MILLS 19	BREAKFAST CEREAL MFG. 20	BISCUIT MFG. 21	BAKERY'S 22	CONFECTIONERY 23	SUGAR REFINERIES 24
--	-------------------------------	--------------------	----------------------	--------------------------------	-----------------------	----------------	---------------------	---------------------------

TABLE 14 INDUSTRY INPUT AND FINAL EXPENDITURE COEFFICIENTS - AGGREGATION L (SEE CHAPTER 6)

INDUSTRY (COLUMNS)	FRUIT & VEG. CANNERS	FEED MILLS	FLOUR MILLS	BREAKFAST CEREAL MFG.	BISCUIT MFG.	BAKERIES	CONFECTIONERY	SUGAR REFINERIES
COMMODITY (ROWS)	17	18	19	20	21	22	23	24
LIVE ANIMALS 1	.000000	.000000	.000000	.000000	.000000	.000000	.000000	.000000
GRAIN 2	.000763	.283622	.646099	.113651	.000158	.000000	.000785	.000000
FRUITS, NUTS & VEG. 3	.162796	.000069	.000000	.000401	.002086	.001043	.007242	.100302
MILK UNPROCESSED 4	.000000	.000000	.000000	.000000	.000000	.000000	.000000	.000000
EGGS IN THE SHELL 5	.000587	.000000	.000000	.000000	.000034	.003301	.000056	.000000
TOBACCO 6	.000000	.000000	.000000	.000000	.000000	.000000	.000000	.000000
OIL SEEDS 7	.001431	.001355	.000009	.000075	.001612	.000217	.027105	.000000
AGR. PROD. NES 8	.000000	.003785	.000000	.000276	.000474	.000729	.000035	.000000
FOREST PRODUCTS 9	.000003	.000010	.000000	.000000	.000000	.000029	.000000	.000000
FISH LANDINGS 10	.000000	.001831	.000000	.000000	.000000	.000000	.000000	.000000
FUR SKIN EX. RANCH 11	.000000	.000000	.000000	.000000	.000000	.000000	.000000	.000000
IRON ORE 12	.000000	.000000	.000000	.000000	.000000	.000000	.000000	.000000
METAL ORES NES 13	.000000	.000000	.000000	.000000	.000000	.000000	.000000	.000000
RADIOACTIVE ORES 14	.000000	.000000	.000000	.000000	.000000	.000000	.000000	.000000
GOLD ORES 15	.000000	.000000	.000000	.000000	.000000	.000000	.000000	.000000
COAL 16	.003312	.000281	.000367	.002807	.000767	.000236	.001556	.003251
CRUDE MINERAL OIL 17	.000000	.000000	.000000	.000000	.000000	.000000	.000000	.000000
NATURAL GAS 18	.000125	.000142	.000045	.000652	.000676	.000590	.000098	.000962
PROD. REL. TO MINES 19	.000000	.000000	.000000	.000000	.000000	.000000	.000000	.000038
ASBESTOS, FIBRES 20	.000000	.000000	.000000	.000000	.000000	.000000	.000000	.000000
CLAY & GYPSUM 21	.000000	.000089	.000000	.000000	.000000	.000000	.000000	.000000
SALT 22	.000772	.001745	.000067	.000501	.000327	.000872	.000063	.000000
CRUDE MINERAL NES 23	.000092	.001623	.000045	.000025	.000000	.000000	.000000	.002531
MEAT 24	.019528	.008407	.000000	.000000	.000000	.002574	.000000	.000000
HIDES & SKINS 25	.000000	.000000	.000000	.000000	.000000	.000000	.000000	.000000
ANIMAL FATS & OILS 26	.000719	.008324	.001371	.001905	.054300	.032659	.001255	.000000
MEAT BY-PROD. NES 27	.002150	.032377	.000878	.000426	.000609	.000418	.000070	.000000
POULTRY 28	.017468	.000000	.000000	.000000	.000000	.001660	.000000	.000000
MILK PROCESSED 29	.002132	.000000	.000000	.000000	.000000	.001625	.001290	.000000
BUTTER 30	.000814	.000000	.000000	.000000	.003461	.002403	.002671	.000000
CHEESE EX. PROCESS 31	.000674	.000000	.000000	.000000	.001252	.000483	.000000	.000000
DAIRY PROD. NES 32	.000411	.004397	.000211	.000326	.004014	.007327	.022099	.000000
PROCESS CHEESE 33	.000778	.000000	.000000	.000000	.001466	.000839	.000000	.000000
FISH PRODUCTS 34	.000107	.014784	.000439	.000000	.000000	.000469	.000000	.000000
FRUIT & VEG. CANNED 35	.060879	.001236	.000000	.001428	.008885	.028389	.005805	.000000
FEEDS & CONC. 36	.000122	.075796	.004249	.009498	.000000	.000000	.000000	.000000
FLOUR MILL PROD. 37	.000769	.041736	.001676	.020349	.075925	.143579	.004130	.001182
CEREAL PROD. 38	.000000	.000000	.000000	.003960	.000000	.000000	.000287	.000000
BISCUITS, 39	.000030	.000017	.000000	.000000	.000631	.000131	.001143	.000000
BAKERY PRODUCTS 40	.000021	.000000	.000000	.000000	.001736	.000088	.000000	.000000
CONFECTIONERY 41	.000352	.000000	.000278	.000000	.029563	.006136	.097980	.000000
SUGAR & MOLASSES 42	.032699	.011633	.002160	.025261	.049530	.025659	.063801	.000000
VEG. OIL & FATS 43	.000000	.091630	.003079	.000827	.000237	.000201	.002307	.000000
TEA & COFFEE 44	.000000	.000000	.000000	.000000	.000000	.000000	.000000	.000000
MISC. FOOD PROD. 45	.012083	.024896	.002967	.013533	.031141	.050007	.033085	.000121
SOFT DRINKS & CONC. 46	.000194	.000000	.000000	.000000	.000000	.000000	.000000	.000000
DISTILLERY PROD. 47	.000036	.006043	.001286	.000000	.000000	.000000	.000000	.000000
BREWERY & WINERY 48	.000069	.000000	.000000	.000000	.000000	.000000	.000000	.000000
TOBACCO PROCESSED 49	.000000	.000000	.000000	.000000	.000000	.000000	.000000	.000000
TOBACCO PRODUCTS 50	.000000	.000000	.000000	.000000	.000000	.000000	.000000	.000000

TABLE 14 INDUSTRY INPUT AND FINAL EXPENDITURE COEFFICIENTS - AGGREGATION L (SEE CHAPTER 4)

INDUSTRY(COLUMNS)	FRUIT & VEG. CANNERS	FEED MILLS	FLOUR MILLS	BREAKFAST CEREAL MFG.	BISCUIT MFG.	BAKERIES	CONFECTIONERY	SUGAR REFINERIES
COMMODITY(ROWS)	17	18	19	20	21	22	23	24
FOOTWEAR RUBBER 51	.000000	.000000	.000000	.000000	.000000	.000000	.000000	.000000
TIRES & TUBES 52	.000000	.000000	.000000	.000000	.000000	.000000	.000000	.000000
RUBBER PROD. NES 53	.000000	.000000	.000000	.000000	.000000	.000000	.000000	.000000
LEATHER 54	.000000	.000000	.000000	.000000	.000000	.000000	.000000	.000000
FOOTWEAR LEATHER 55	.000000	.000000	.000000	.000000	.000000	.000000	.000000	.000000
LEATHER PROD. NES 56	.000000	.000000	.000000	.000000	.000000	.000000	.000000	.000000
COTTON FIBRE&YARN 57	.000000	.000000	.000000	.000000	.000000	.000000	.000000	.000000
COTTON FABRICS 58	.000000	.000000	.000816	.000000	.000000	.000000	.000000	.000000
WOOL YARN&FABRIC 59	.000000	.000000	.000000	.000000	.000000	.000000	.000000	.000000
SYNTH. FIBRE&YARN 60	.000000	.000000	.000000	.000000	.000000	.000000	.000000	.000000
SYNTH. FABRICS 61	.000000	.000000	.000000	.000000	.000000	.000000	.000000	.000000
CARPETING 62	.000000	.000000	.000000	.000000	.000000	.000000	.000000	.000000
LINOL&COATED FABR 63	.000000	.000000	.000000	.000000	.000000	.000000	.000000	.000000
CANVAS PRODUCTS 64	.000000	.000000	.000000	.000000	.000000	.000000	.000000	.000000
TXITILE CONTAINERS 65	.000036	.013392	.028136	.001980	.000000	.000035	.000049	.007305
FELTS 66	.000000	.000000	.000000	.000000	.000000	.000000	.000000	.000000
CORDAGE & TWINE 67	.000051	.000017	.000031	.000000	.000192	.000038	.000154	.000106
OTHER FABRICS 68	.000000	.000000	.000000	.000000	.000000	.000000	.000000	.000000
TEXTILE PROD. NES 69	.000000	.000096	.000000	.000000	.000000	.000000	.000000	.000076
HOSIERY 70	.000000	.000000	.000000	.000000	.000000	.000000	.000000	.000000
KNITTED FABRICS 71	.000000	.000000	.000000	.000000	.000000	.000000	.000000	.000000
KNITTED CLOTHING 72	.000000	.000000	.000000	.000000	.000000	.000000	.000000	.000000
FUR CLOTHING 73	.000000	.000000	.000000	.000000	.000000	.000000	.000000	.000000
CLOTHING NES 74	.000000	.000000	.000000	.000000	.000000	.000000	.000000	.000000
PULP CHIPS&WASTE 75	.000107	.000000	.000229	.000125	.000225	.000000	.000000	.000000
LUMBER, SAWN PROD. 76	.000000	.000000	.000000	.000000	.000000	.000000	.000000	.000000
VENEER&PLYWOOD 77	.000000	.000000	.000000	.000000	.000000	.000000	.000000	.000000
MILLWORK (WOOD) 78	.000000	.000000	.000000	.000000	.000000	.000000	.000000	.000000
WOODEN CONTAINERS 79	.000024	.000023	.000000	.000000	.000000	.000011	.000014	.000000
WOOD PROD. NES 80	.000000	.000000	.000000	.000000	.000000	.000000	.000063	.000000
HOUSE FURNITURE 81	.000000	.000000	.000000	.000000	.000000	.000000	.000000	.000000
FURNITURE OTHER 82	.000000	.000000	.000000	.000000	.000000	.000000	.000000	.000000
PULP 83	.000000	.000000	.000000	.000000	.000000	.000000	.000000	.000000
PAPER STOCK 84	.000546	.000020	.000753	.023958	.011782	.001639	.011807	.001068
AO PULP & PAPER 85	.000000	.000000	.000000	.000000	.000000	.000000	.000000	.000000
PAPER BLDG. PROD. 86	.000000	.000000	.000000	.000000	.000000	.000000	.000000	.000000
PAPER CARTONS 87	.035478	.008159	.028002	.091572	.086253	.031224	.059636	.030842
CONVERTED PAPER 88	.011341	.001355	.000959	.003709	.022741	.026356	.018019	.000379
PRINTED MATTER 89	.000000	.000000	.000000	.000000	.000552	.000000	.000575	.000000
PRINT. & PUBLISHING 90	.000000	.000000	.000000	.000000	.000000	.000000	.000000	.000000
PIG IRON, STEEL 91	.000000	.000000	.000000	.000000	.000000	.000000	.000000	.000000
BAR&RODS, STEEL 92	.000000	.000000	.000000	.000000	.000000	.000000	.000000	.000000
PLATE, SHEET, STRIP 93	.000000	.002149	.000000	.000000	.000000	.000000	.000000	.000000
STRUCTURAL&RAILS 94	.000000	.000000	.000000	.000000	.000000	.000000	.000000	.000000
STEEL CASTINGS 95	.000000	.000000	.000000	.000000	.000000	.000000	.000000	.000000
GRAPHITE, CARBON 96	.000000	.000000	.000000	.000000	.000000	.000000	.000000	.000000
PIPES & TUBES 97	.000000	.000000	.000000	.000000	.000000	.000000	.000000	.000000
IRON CASTINGS 98	.000000	.000000	.000000	.000000	.000000	.000000	.000000	.000000
MET. PRIMARY FORM 99	.000000	.000020	.000000	.000000	.000000	.000000	.000063	.000000
ALUMINUM ROLLED 100	.000000	.000000	.000000	.000000	.000000	.000000	.000000	.000000

TABLE 14 INDUSTRY INPUT AND FINAL EXPENDITURE COEFFICIENTS - AGGREGATION L (SEE CHAPTER 4)

INDUSTRY (COLUMNS)	FRUIT & VEG. CANNERS	FEED MILLS	FLOUR MILLS	BREAKFAST CEREAL MFG.	BISCUIT MFG.	BAKERIES	CONFECTIONERY	SUGAR REFINERIES
--------------------	-------------------------	---------------	----------------	--------------------------	-----------------	----------	---------------	---------------------

GRAPHITE, CARBON 96	.000000	.000000	.000000	.000000	.000000	.000000	.000000	.000000	.000000
PIPES & TUBES 97	.000000	.000000	.000000	.000000	.000000	.000000	.000000	.000000	.000000
IRON CASTINGS 98	.000000	.000000	.000000	.000000	.000000	.000000	.000000	.000000	.000000
MET.PRIMARY FORM 99	.000000	.000020	.000000	.000000	.000000	.000000	.000000	.000063	.000000
ALUMINUM ROLLED 100	.000000	.000000	.000000	.000000	.000000	.000000	.000000	.000000	.000000

TABLE 14 INDUSTRY INPUT AND FINAL EXPENDITURE COEFFICIENTS - AGGREGATION L (SEE CHAPTER 4)

INDUSTRY (COLUMNS)	FRUIT & VEG. CANNERS 17	FEED MILLS 18	FLOUR MILLS 19	BREAKFAST CEREAL MFG. 20	BISCUIT MFG. 21	BAKERIES 22	CONFECTIONERY 23	SUGAR REFINERIES 24
COPPER ROLLED 101	.000000	.000000	.000000	.000000	.000000	.000000	.000000	.000000
NON-FERROUS MET.102	.000000	.000000	.000000	.000000	.000000	.000000	.000000	.000000
PLATE,TANK,BOIL.103	.000000	.000000	.000000	.000000	.000000	.000000	.000000	.000000
BASIC STEEL PROD104	.000000	.000000	.000000	.000000	.000000	.000000	.000000	.000000
ARCH. METAL PROD105	.000000	.000000	.000000	.000000	.000000	.000000	.000000	.000000
METAL CONTAINERS106	.142315	.010916	.002241	.000652	.002514	.000032	.005868	.001432
BASIC METAL PROD107	.000000	.000000	.000000	.000000	.000000	.000000	.000000	.000000
METAL HOUSEWARE 108	.000000	.000000	.000000	.000000	.000000	.000000	.000000	.000000
WIRE&WIRE PROD. 109	.000000	.000000	.000000	.000000	.000000	.000000	.000000	.000000
HARDWARE NES 110	.000000	.000000	.000000	.000000	.000000	.000000	.000000	.000000
TOOLS&CUTTING EQ111	.000000	.000000	.000000	.000000	.000000	.000000	.000000	.000000
HEATING EQ. 112	.000000	.000000	.000000	.000000	.000000	.000000	.000000	.000000
FORG.&PLUMB.EQ. 113	.000000	.000000	.000000	.000000	.000000	.000000	.000000	.000000
MISC.METAL FAB. 114	.000000	.000000	.000000	.000000	.000000	.000000	.000000	.000000
AGR.IMPLEMENTS 115	.000000	.000000	.000000	.000000	.000000	.000000	.000000	.000000
INDUSTRIAL MACH.116	.000000	.000000	.000000	.000000	.000000	.000000	.000000	.000000
REFRIG.&AIR CON.117	.000000	.000000	.000000	.000000	.000000	.000000	.000000	.000000
OFFICE&STORE MCH118	.000620	.000218	.000323	.001604	.000891	.000172	.001129	.000159
AIRCRAFT & PARTS119	.000000	.000000	.000000	.000000	.000000	.000000	.000000	.000000
AIRCRAFT REPAIR 120	.000000	.000000	.000000	.000000	.000000	.000000	.000000	.000000
PASSENGER CARS 121	.000000	.000000	.000000	.000000	.000000	.000000	.000000	.000000
COM. VEHICLES 122	.000000	.000000	.000000	.000000	.000000	.000000	.000000	.000000
COM. TRAILERS 123	.000000	.000000	.000000	.000000	.000000	.000000	.000000	.000000
VEH. BODY,TRAIL.124	.000000	.000000	.000000	.000000	.000000	.000000	.000000	.000000
MOTOR VEH. PARTS125	.000000	.000000	.000000	.000000	.000000	.000000	.000000	.000000
RLY.ROLL. STOCK 126	.000000	.000000	.000000	.000000	.000000	.000000	.000000	.000000
SHIPS & BOATS 127	.000000	.000000	.000000	.000000	.000000	.000000	.000000	.000000
OTHER VEHICLES 128	.000000	.000000	.000000	.000000	.000000	.000000	.000000	.000000
SHIP REPAIR 129	.000000	.000000	.000000	.000000	.000000	.000000	.000000	.000000
SMALL APPLIANCES130	.000000	.000000	.000000	.000000	.000000	.000000	.000000	.000000
REFRIG.& FREEZER131	.000000	.000000	.000000	.000000	.000000	.000000	.000000	.000000
STOVES & RANGES 132	.000000	.000000	.000000	.000000	.000000	.000000	.000000	.000000
OTHER APPLIANCES133	.000000	.000000	.000000	.000000	.000000	.000000	.000000	.000000
COMMUNICATION EQ134	.000000	.000000	.000000	.000000	.000000	.000000	.000000	.000000
ELEC.WIRE,CABLE 135	.000000	.000000	.000000	.000000	.000000	.000000	.000000	.000000
ELEC. IND. EQ. 136	.000000	.000000	.000000	.000000	.000000	.000000	.000000	.000000
RADIO & T.V.EQ. 137	.000000	.000000	.000000	.000000	.000000	.000000	.000000	.000000
BATTERIES 138	.000000	.000000	.000000	.000000	.000000	.000000	.000000	.000000
LIGHT BULBS 139	.000000	.000000	.000000	.000000	.000000	.000000	.000000	.000000
OTHER ELEC. EQ 140	.000000	.000000	.000000	.000000	.000000	.000000	.000000	.000000
CEMENT 141	.000000	.000000	.000000	.000000	.000000	.000000	.000000	.000000
LIME 142	.000000	.000000	.000000	.000000	.000000	.000000	.000000	.000227
PLASTER & GYPSUM143	.000000	.000000	.000000	.000000	.000000	.000000	.000000	.000000
CONCRETE PROD. 144	.000000	.000000	.000000	.000000	.000000	.000000	.000000	.000000
CLAY PRODUCTS 145	.000000	.000000	.000000	.000000	.000000	.000000	.000000	.000000
REFRACTORIES 146	.000000	.000000	.000000	.000000	.000000	.000000	.000000	.000000
STONE PRODUCTS 147	.000000	.000000	.000000	.000000	.000000	.000000	.000000	.000000
GLASS&GLASS PROD148	.027518	.000003	.000000	.000000	.000056	.000003	.000575	.000121
MIN. WOOL&INSUL.149	.000000	.000000	.000000	.000000	.000000	.000000	.000000	.000000
ASBESTOS PROD. 150	.000000	.000000	.000000	.000000	.000000	.000000	.000000	.000000

TABLE 14 INDUSTRY INPUT AND FINAL EXPENDITURE COEFFICIENTS - AGGREGATION L (SEE CHAPTER 4)

INDUSTRY(COLUMNS)	FRUIT & VEG. CANNERS	FEED MILLS	FLOUR MILLS	BREAKFAST CEREAL MFG.	BISCUIT MFG.	BAKERIES	CONFECTIONERY	SUGAR REFINERIES
COMMODITY(ROWS)	17	18	19	20	21	22	23	24
OTH.MINERAL PROD151	.000000	.000000	.000000	.000000	.000000	.000000	.000000	.000000
GASOLINE 152	.001178	.001580	.000233	.002030	.003506	.009180	.000386	.000121
FUEL OIL 153	.001741	.001455	.000524	.000000	.001533	.003248	.001542	.005524
LUB. OIL&GREASE 154	.000385	.000291	.000099	.000827	.000801	.001561	.000210	.000182
OTH.PETROL.PROD.155	.000110	.000053	.000000	.000025	.000192	.000099	.000063	.000038
EXPLOSIVES&AMMUN156	.000000	.000000	.000000	.000000	.000000	.000000	.000000	.000000
FERTILIZERS 157	.000000	.000066	.000000	.000000	.000000	.000000	.000000	.000000
PLASTIC, SYN.RESN158	.000474	.000000	.000000	.000000	.020317	.021296	.008329	.000349
PHARM&MEDICINES 159	.000504	.017884	.003563	.000426	.000000	.000000	.000000	.000000
PAINTS&VARNISHES160	.000000	.000000	.000000	.000000	.000000	.000000	.000000	.000000
SOAPS & CLEANERS161	.000003	.000000	.000000	.000000	.000000	.000000	.000000	.000000
VEG.OILS&REF.GLY162	.003408	.000000	.000000	.001679	.018074	.002566	.005448	.000000
TOILET&COSMETICS163	.000000	.000000	.000000	.000000	.000000	.000000	.000000	.000000
PIGMENT,DYE &INK164	.000015	.000000	.000000	.000000	.000000	.000000	.000091	.000000
INORGANIC CHEM. 165	.000244	.000000	.000009	.001228	.000316	.000282	.000014	.000508
ORGANIC CHEM. 166	.005196	.000056	.000202	.000000	.000225	.000469	.000596	.002417
IND.CHEM.PROD. 167	.001556	.002757	.000067	.000276	.001917	.000225	.000255	.000652
HOUSEHOLD CHEM. 168	.000000	.000000	.000000	.000000	.000000	.000000	.000000	.000000
SCIENCE&LAB.EQ. 169	.000000	.000000	.000000	.000000	.000000	.000000	.000000	.000000
JEWELLERY 170	.000000	.000000	.000000	.000000	.000000	.000000	.000000	.000000
PLASTIC FAB.PROD171	.000513	.000000	.000000	.002581	.000000	.000000	.000932	.000356
SPORT GOODS&TOYS172	.000000	.000000	.000000	.000000	.000000	.000000	.000547	.000000
FUR DRESSING&DYE173	.000000	.000000	.000000	.000000	.000000	.000000	.000000	.000000
SIGNS&DISPLAYS 174	.000000	.000000	.000000	.000000	.000000	.000000	.000000	.000000
NOTIONS 175	.000000	.000000	.000000	.000000	.000000	.000000	.000000	.000000
WRITING EQ. 176	.000000	.000000	.000000	.000000	.000000	.000000	.000000	.000000
END PROD. NES 177	.000000	.000000	.000000	.003509	.000000	.000000	.000841	.000000
CONSTRUCTION 178	.002960	.002119	.001578	.003082	.002289	.002996	.003365	.003357
WH.&RETAIL TRADE179	.029757	.027653	.011617	.023557	.028830	.029253	.025997	.022795
TRANSP.& STORAGE180	.028502	.107720	.110460	.034158	.026834	.028859	.025457	.032047
BROADCASTING 181	.000000	.000000	.000000	.000000	.000000	.000000	.000000	.000000
TELEPHONE&TELEG.182	.002889	.002628	.002953	.002005	.002165	.002979	.002601	.001705
POSTAL SERVICE 183	.000647	.000460	.000627	.000376	.000688	.000308	.001339	.000167
ELECTRIC POWER 184	.003321	.006932	.005566	.005238	.003518	.005355	.005062	.001788
OTHER UTILITIES 185	.002630	.001230	.000439	.002356	.003450	.002558	.001451	.003888
REAL ESTATE RENT186	.007760	.002559	.003164	.001454	.008648	.003164	.016278	.000940
FINANCE&INSUR. 187	.003503	.004073	.002420	.000451	.007915	.002872	.009037	.004729
HEALTH&EDUCATION188	.000000	.000000	.000000	.000000	.000000	.000000	.000000	.000000
BUSINESS SERVICE189	.003336	.000681	.000766	.006491	.002075	.013556	.007481	.000796
ACCOMMOD.&MEALS 190	.000000	.000000	.000000	.000000	.000000	.000000	.000000	.000000
PERSONAL SERVICE191	.004755	.003002	.001837	.007719	.002604	.003122	.003723	.001319
RENT EX.R.ESTATE192	.004466	.000261	.000108	.000200	.000733	.003824	.001851	.000606
OFFICE SUPPLIES 193	.001965	.002228	.001958	.001980	.001917	.002135	.002875	.000705
ADVERTISING 194	.032276	.011689	.014758	.104378	.018479	.011765	.035876	.000614
TRAVEL&ENTERTAIN195	.019492	.005445	.006234	.059745	.027950	.019440	.020942	.002304
CAFETERIA SUPPL.196	.000334	.000132	.000139	.000000	.000462	.000338	.000337	.000030
OPERATING SUPPL.197	.022128	.016155	.007874	.039120	.017284	.028724	.034382	.020051

TABLE 14 INDUSTRY INPUT AND FINAL EXPENDITURE COEFFICIENTS - AGGREGATION L (SEE CHAPTER 4)

INDUSTRY(COLUMNS)	FRUIT & VEG. CANNERS	FEED MILLS	FLOUR MILLS	BREAKFAST CEREAL MFG.	BISCUIT MFG.	BAKERIES	CONFECTIONERY	SUGAR REFINERIES
COMMODITY(ROWS)	17	18	19	20	21	22	23	24

CAPETERIA SUPPL.196	.000334	.000132	.009139	.000000	.000462	.000338	.000337	.000307
OPERATING SUPPL.197	.022128	.016155	.007874	.039120	.017284	.028724	.034382	.020051

TABLE 14 / INDUSTRY INPUT AND FINAL EXPENDITURE COEFFICIENTS - AGGREGATION L (SEE CHAPTER 4)

INDUSTRY(COLUMNS) COMMODITY(ROWS)	FRUIT & VEG. CANNERS 17	FEED MILLS 18	FLOUR MILLS 19	BREAKFAST CEREAL MFG. 20	BISCUIT MFG. 21	BAKERIES 22	CONFECTIONERY 23	SUGAR REFINERIES 24
NCN-COMP.IMPORTS198	.000456	.000000	.000000	.000000	.000000	.000000	.057617	.448883
BAL.PAYMENT ADJ.199	.000000	.000000	.000000	.000000	.000000	.000000	.000000	.000000
COMMODITY TAXES 200	.001285	.001683	.000264	.002155	.003676	.009590	.000456	.000311
SUBSIDIES 201	.000000	-.021610	.000000	.000000	.000000	.000000	.000000	.000000
INDIR.TX&GOV.SER202	.006136	.004073	.005127	.004987	.011388	.007056	.007972	.006911
WAGES & SALARIES203	.177086	.106318	.088124	.202366	.277136	.298921	.273713	.110040
NET-INC.UNINCORP204	.001625	.011408	.001035	.000426	.001432	.034101	.003239	.000000
SURPLUS 205	.087413	.026823	.001537	.165677	.109558	.065867	.068982	.175764
SUB TOT(198-205)206	.274001	.128695	.096087	.375611	.403189	.415535	.411979	.741909
TOTAL INPUTS 207	1.000000	1.000000	1.000000	1.000000	1.000000	1.000000	1.000000	1.000000

TABLE 14 INDUSTRY INPUT AND FINAL EXPENDITURE COEFFICIENTS - AGGREGATION L (SEE CHAPTER 4)

INDUSTRY(COLUMNS)		VEG. OIL MILLS	MISC. FOOD IND.	SOFT DRINK MFG.	DISTILLERIES	BREWERY & WINERY	LEAF TOBACCO PROC.	TOBACCO PROD. MFG.	RUBBER FOOTWEAR
COMMODITY(ROWS)		25	26	27	28	29	30	31	32
LIVE ANIMALS	1	.000000	.000000	.000000	.000000	.000000	.000000	.000000	.000000
GRAIN	2	.000000	.075888	.000000	.051414	.014481	.000000	.000000	.000000
FRUITS,NUTS & VEG.	3	.000000	.012092	.000000	.000000	.010860	.000000	.000000	.000000
MILK UNPROCESSED	4	.000000	.000000	.000000	.000000	.000000	.000000	.000000	.000000
EGGS IN THE SHELL	5	.000000	.003478	.000000	.000000	.000000	.000000	.000000	.000000
TOBACCO	6	.000000	.000000	.000000	.000000	.000000	.821356	.078078	.000000
OIL SEEDS	7	.805022	.007528	.000000	.000000	.000000	.000000	.000000	.000000
AGR. PROD. NES	8	.000000	.000172	.000000	.000000	.008431	.000000	.000938	.000000
FOREST PRODUCTS	9	.000000	.000000	.000000	.000000	.000000	.000000	.000000	.000000
FISH LANDINGS	10	.000000	.000000	.000000	.000000	.000000	.000000	.000000	.000000
FUR SKIN EX.RANCH	11	.000000	.000000	.000000	.000000	.000000	.000000	.000000	.000000
IRON ORE	12	.000000	.000000	.000000	.000000	.000000	.000000	.000000	.000000
METAL ORES NES	13	.000000	.000000	.000000	.000000	.000000	.000000	.000000	.000000
RADIOACTIVE ORES	14	.000000	.000000	.000000	.000000	.000000	.000000	.000000	.000000
GOLD ORES	15	.000000	.000000	.000000	.000000	.000000	.000000	.000000	.000000
COAL	16	.002113	.001063	.000621	.003179	.001401	.000723	.000043	.002842
CRUDE MINERAL OIL	17	.000000	.000000	.000000	.000000	.000000	.000000	.000000	.000000
NATURAL GAS	18	.000063	.000401	.000097	.000255	.000108	.000000	.000017	.000153
PROD.REL.TO MINES	19	.000000	.000032	.000000	.000000	.000000	.000000	.000000	.000244
ASBESTOS, FIBRES	20	.000000	.000000	.000000	.000000	.000000	.000000	.000000	.000000
CLAY & GYPSUM	21	.000000	.000023	.000000	.000000	.000015	.000000	.000000	.000917
SALT	22	.000000	.000539	.000000	.000000	.000073	.000000	.000000	.000000
CRUDE MINERAL NES	23	.000000	.000057	.000000	.000000	.000000	.000000	.000000	.000061
MEAT	24	.000000	.000168	.000000	.000000	.000000	.000000	.000000	.000000
HIDES & SKINS	25	.000000	.000000	.000000	.000000	.000000	.000000	.000000	.000000
ANIMAL FATS&OILS	26	.000000	.015448	.000000	.000000	.000000	.000000	.000000	.000000
MEAT BY-PROD.NES	27	.001487	.002617	.001192	.003264	.000583	.009199	.002923	.000000
POULTRY	28	.000000	.001625	.000000	.000000	.000000	.000000	.000000	.000000
MILK PROCESSED	29	.000000	.004009	.000000	.000000	.000000	.000000	.000000	.000000
BUTTER	30	.000000	.000140	.000000	.000000	.000000	.000000	.000000	.000000
CHEESE EX.PROCESS	31	.000000	.000197	.000000	.000000	.000000	.000000	.000000	.000000
DAIRY PROD. NES	32	.000000	.003270	.000000	.000000	.000000	.000000	.000000	.000000
PROCESS CHEESE	33	.000000	.000181	.000000	.000000	.000000	.000000	.000000	.000000
FISH PRODUCTS	34	.000000	.001432	.000000	.000000	.000000	.000000	.000000	.000000
FRUIT&VEG.CANNED	35	.000000	.007662	.000148	.001239	.000919	.000000	.000000	.000000
FEEDS & CONC.	36	.000000	.000249	.000000	.000000	.000000	.000000	.000000	.000000
FLOUR MILL PROD.	37	.000000	.022532	.000000	.000000	.010497	.000000	.000000	.000000
CEREAL PROD.	38	.000000	.000000	.000000	.000000	.000000	.000000	.000000	.000000
BISCUITS,	39	.000000	.000107	.000000	.000000	.000000	.000000	.000000	.000000
BAKERY PRODUCTS	40	.000000	.000000	.000000	.000000	.000000	.000000	.000000	.000000
CONFECTIONERY	41	.000000	.003497	.000000	.000000	.000000	.000000	.000000	.000000
SUGAR&MOLASSES	42	.000000	.017975	.000280	.004328	.000923	.000000	.002240	.000000
VEG.OIL & FATS	43	.003397	.014184	.000000	.000000	.000000	.000000	.000000	.000856
TEA & COFFEE	44	.000000	.062896	.000000	.000000	.000000	.000000	.000000	.000000
MISC.FOOD PROD.	45	.000454	.034477	.005348	.014110	.086773	.000000	.000000	.000000
SOFT DRINKS&CONC.	46	.000000	.000000	.106473	.000000	.000154	.000000	.000000	.000000
DISTILLERY PROD.	47	.000000	.000816	.000793	.000145	.001147	.000000	.000000	.000000
BREWERY & WINERY	48	.000000	.000571	.000000	.000243	.006941	.000000	.000000	.000000
TOBACCO PROCESSED	49	.000000	.000000	.000000	.000000	.000000	.000000	.326241	.000000
TOBACCO PRODUCTS	50	.000000	.000000	.000000	.000000	.000000	.000000	.001544	.000000

TABLE 15 INDUSTRY INPUT AND FINAL EXPENDITURE COEFFICIENTS - AGGREGATION L (SEE CHAPTER 5)

INDUSTRY(COLUMNS)	VEG. OIL MILLS	MISC. FOOD IND.	SOFT DRINK MFG.	DISTILLERIES	BREWERY & WINERY	LEAF TOBACCO PROC.	TOBACCO PROD. MFG.	RUBBER FOOTWEAR
-------------------	-------------------	--------------------	--------------------	--------------	---------------------	-----------------------	-----------------------	--------------------

DISTILLERY PROD. 47	.000000	.000816	.000793	.090145	.001147	.000000	.000000
BREWERY & WINERY 48	.000000	.000571	.000000	.000243	.006941	.000000	.000000
TOBACCO PROCESSED 49	.000000	.000000	.000000	.000000	.000000	.000000	.326241
TOBACCO PRODUCTS 50	.000000	.000000	.000000	.000000	.000000	.000000	.001544

TABLE 14 INDUSTRY INPUT AND FINAL EXPENDITURE COEFFICIENTS - AGGREGATION L (SEE CHAPTER 4)

INDUSTRY (COLUMNS)	VEG. OIL MILLS	MISC. FOOD IND.	SOFT DRINK MFG.	DISTILLERIES	BREWERY LEAF & WINERY	TOBACCO PROC.	TOBACCO PROD. MFG.	RUBBER FOOTWEAR
COMMODITY (ROWS)	25	26	27	28	29	30	31	32
FOOTWEAR RUBBER 51	.000000	.000000	.000000	.000000	.000000	.000000	.000000	.000000
TIRES & TUBES 52	.000000	.000000	.000000	.000000	.000000	.000000	.000000	.000000
RUBBER PROD. NES 53	.000000	.000000	.000000	.000000	.000000	.000000	.000000	.023377
LEATHER 54	.000000	.000000	.000000	.000000	.000000	.000000	.000000	.016868
FOOTWEAR LEATHER 55	.000000	.000000	.000000	.000000	.000000	.000000	.000000	.000000
LEATHER PROD. NES 56	.000000	.000000	.000000	.000000	.000000	.000000	.000000	.067076
COTTON FIBRE&YARN 57	.000000	.000000	.000000	.000000	.000000	.000000	.000000	.000000
COTTON FABRICS 58	.000000	.000378	.000000	.000000	.000000	.000000	.000000	.028970
WOOL YARN&FABRIC 59	.000000	.000000	.000000	.000000	.000000	.000000	.000000	.033248
SYNTH. FIBRE&YARN 60	.000000	.000000	.000000	.000000	.000000	.000000	.000000	.000000
SYNTH. FABRICS 61	.000000	.000000	.000000	.000000	.000000	.000000	.000000	.017388
CARPETING 62	.000000	.000000	.000000	.000000	.000000	.000000	.000000	.000000
LINOL&COATED FABR 63	.000000	.000000	.000000	.000000	.000000	.000000	.000000	.000000
CANVAS PRODUCTS 64	.000000	.000000	.000000	.000000	.000000	.000000	.000000	.000000
TEXTILE CONTAINERS 65	.011630	.001054	.000000	.000000	.000000	.000019	.000000	.000000
FELTS 66	.000000	.000000	.000000	.000000	.000000	.000000	.000000	.000611
CORDAGE & TWINE 67	.000000	.000059	.000000	.000000	.000000	.000000	.000000	.000795
OTHER FABRICS 68	.000000	.000000	.000000	.000000	.000000	.000000	.000000	.016043
TEXTILE PROD. NES 69	.000063	.000000	.000000	.000000	.000000	.000000	.000000	.001986
HOSIERY 70	.000000	.000000	.000000	.000000	.000000	.000000	.000000	.000000
KNITTED FABRICS 71	.000000	.000000	.000000	.000000	.000000	.000000	.000000	.000000
KNITTED CLOTHING 72	.000000	.000000	.000000	.000000	.000000	.000000	.000000	.000000
FUR CLOTHING 73	.000000	.000000	.000000	.000000	.000000	.000000	.000000	.005409
CLOTHING NES 74	.000000	.000000	.000000	.000000	.000000	.000000	.000000	.000703
PULP CHIPS&WASTE 75	.000000	.000018	.000023	.000113	.000062	.000010	.000294	.000122
LUMBER, SAWN PROD. 76	.000000	.000000	.000000	.000000	.000000	.000000	.000000	.000000
VENEER&PLYWOOD 77	.000000	.000000	.000000	.000000	.000000	.000000	.000000	.000000
MILLWORK (WOOD) 78	.000000	.000000	.000000	.000000	.000000	.000000	.000000	.000000
WOODEN CONTAINERS 79	.000000	.000032	.000000	.000877	.000907	.008726	.000056	.000000
WOOD PROD. NES 80	.000000	.000354	.000000	.008577	.002872	.000000	.000000	.000000
HOUSE FURNITURE 81	.000000	.000000	.000000	.000000	.000000	.000000	.000000	.000000
FURNITURE OTHER 82	.000000	.000000	.000000	.000000	.000000	.000000	.000000	.000000
PULP 83	.000000	.000000	.000000	.000000	.000000	.000000	.000000	.000000
PAPER STOCK 84	.000078	.008033	.000000	.001703	.000409	.000029	.012483	.004950
AD PULP & PAPER 85	.000110	.000154	.000000	.000000	.000000	.000000	.000000	.000764
PAPER BLDG. PROD. 86	.000000	.000000	.000000	.000000	.000000	.000000	.000000	.000000
PAPER CARTONS 87	.000078	.045989	.008456	.018370	.054684	.000472	.055486	.026586
CONVERTED PAPER 88	.000016	.003533	.000131	.000221	.000181	.000029	.045183	.000367
PRINTED MATTER 89	.000000	.000000	.005394	.009380	.013686	.000000	.004051	.000000
PRINT. & PUBLISHING 90	.000000	.000000	.000000	.000000	.000000	.000000	.000000	.000000
PIG IRON, STEEL 91	.000000	.000000	.000000	.000000	.000000	.000000	.000000	.000000
BAR&RODS, STEEL 92	.000000	.000000	.000000	.000000	.000000	.000000	.000000	.000000
PLATE, SHEET, STRIP 93	.000000	.000344	.000000	.000000	.000000	.000000	.000000	.000000
STRUCTURAL&RAILS 94	.000000	.000000	.000000	.000000	.000000	.000000	.000000	.000000
STEEL CASTINGS 95	.000000	.000000	.000000	.000000	.000000	.000000	.000000	.000000
GRAPHITE, CARBON 96	.000000	.000000	.000000	.000000	.000000	.000000	.000000	.000000
PIPES & TUBES 97	.000000	.000000	.000000	.000000	.000000	.000000	.000000	.000000
IRON CASTINGS 98	.000000	.000000	.000000	.000000	.000000	.000000	.000000	.000000
MET. PRIMARY FORM 99	.000047	.000000	.000006	.000000	.000000	.000000	.000000	.002109
ALUMINUM ROLLED 100	.000000	.000222	.000000	.000000	.000000	.000000	.000000	.000000

TABLE 14 INDUSTRY INPUT AND FINAL EXPENDITURE COEFFICIENTS - AGGREGATION L (SEE CHAPTER 4)

INDUSTRY (COLUMNS) COMMODITY (ROWS)	VEG. OIL MILLS 25	MISC. FOOD IND. 26	SOFT DRINK MFG. 27	DISTILLERIES 28	BREWERY & WINERY 29	LEAF TOBACCO PROC. 30	TOBACCO PROD. MFG. 31	RUBBER FOOTWEAR 32
COPPER ROLLED 101	.000000	.000000	.000000	.000000	.000000	.000000	.000000	.000000
NON-FERROUS MET. 102	.000000	.000000	.000000	.000000	.000000	.000000	.000000	.000000
PLATE, TANK, BOIL. 103	.000000	.000000	.000000	.000000	.000000	.000000	.000000	.000000
BASIC STEEL PROD 104	.000000	.000000	.000000	.000000	.000000	.000000	.000000	.000000
ARCH. METAL PROD 105	.000000	.000000	.000000	.000000	.000000	.000000	.000000	.000000
METAL CONTAINERS 106	.001487	.015508	.036582	.018222	.029637	.000000	.004817	.000000
BASIC METAL PROD 107	.000000	.000000	.000000	.000000	.000000	.000000	.000000	.000000
METAL HOUSEWARE 108	.000000	.000000	.000000	.000000	.000000	.000000	.000000	.000000
WIRE & WIRE PROD. 109	.000407	.000000	.000000	.000000	.000000	.000000	.000000	.000122
HARDWARE NES 110	.000000	.000000	.000000	.000000	.000000	.000000	.000000	.000000
TOOLS & CUTTING EQ 111	.000000	.000000	.000000	.000000	.000000	.000000	.000000	.000000
HEATING EQ. 112	.000000	.000000	.000000	.000000	.000000	.000000	.000000	.000000
FORG. & PLUMB. EQ. 113	.000000	.000000	.000000	.000000	.000000	.000000	.000000	.000733
MISC. METAL FAB. 114	.000000	.000000	.000000	.000000	.000000	.000000	.000000	.000000
AGR. IMPLEMENTS 115	.000000	.000000	.000000	.000000	.000000	.000000	.000000	.000000
INDUSTRIAL MACH. 116	.000000	.000000	.000000	.000000	.000000	.000000	.000000	.000000
REFRIG. & AIR CON. 117	.000000	.000000	.000029	.000000	.000000	.000000	.000000	.000000
OFFICE & STORE MCH 118	.000047	.000446	.000057	.000458	.000367	.000299	.000973	.000244
AIRCRAFT & PARTS 119	.000000	.000000	.000000	.000000	.000000	.000000	.000000	.000000
AIRCRAFT REPAIR 120	.000000	.000000	.000000	.000000	.000000	.000000	.000000	.000000
PASSENGER CARS 121	.000000	.000000	.000000	.000000	.000000	.000000	.000000	.000000
COM. VEHICLES 122	.000000	.000000	.000000	.000000	.000000	.000000	.000000	.000000
COM. TRAILERS 123	.000000	.000000	.000000	.000000	.000000	.000000	.000000	.000000
VEH. BODY, TRAIL. 124	.000000	.000000	.000000	.000000	.000000	.000000	.000000	.000000
MOTOR VEH. PARTS 125	.000000	.000000	.000000	.000000	.000000	.000000	.000000	.000000
RLY. ROLL. STOCK 126	.000000	.000000	.000000	.000000	.000000	.000000	.000000	.000000
SHIPS & BOATS 127	.000000	.000000	.000000	.000000	.000000	.000000	.000000	.000000
OTHER VEHICLES 128	.000000	.000000	.000000	.000000	.000000	.000000	.000000	.000000
SHIP REPAIR 129	.000000	.000000	.000000	.000000	.000000	.000000	.000000	.000000
SMALL APPLIANCES 130	.000000	.000000	.000000	.000000	.000000	.000000	.000000	.000000
REFRIG. & FREEZER 131	.000000	.000000	.000000	.000000	.000000	.000000	.000000	.000000
STOVES & RANGES 132	.000000	.000000	.000000	.000000	.000000	.000000	.000000	.000000
OTHER APPLIANCES 133	.000000	.000000	.000000	.000000	.000000	.000000	.000000	.000000
COMMUNICATION EQ 134	.000000	.000000	.000000	.000000	.000000	.000000	.000000	.000000
ELEC. WIRE, CABLE 135	.000000	.000000	.000000	.000000	.000000	.000000	.000000	.000000
ELEC. IND. EQ. 136	.000000	.000000	.000000	.000000	.000000	.000000	.000000	.000000
RADIO & T.V. EQ. 137	.000000	.000000	.000000	.000000	.000000	.000000	.000000	.000000
BATTERIES 138	.000000	.000000	.000000	.000000	.000000	.000000	.000000	.000000
LIGHT BULBS 139	.000000	.000000	.000000	.000000	.000000	.000000	.000000	.000000
OTHER ELEC. EQ 140	.000000	.000000	.000000	.000000	.000000	.000000	.000000	.000000
CEMENT 141	.000000	.000000	.000000	.000000	.000000	.000000	.000000	.000000
LIME 142	.000000	.000000	.000000	.000000	.000000	.000000	.000000	.000000
PLASTER & GYPSUM 143	.000000	.000000	.000000	.000000	.000000	.000000	.000000	.000000
CONCRETE PROD. 144	.000000	.000000	.000000	.000000	.000000	.000000	.000000	.000000
CLAY PRODUCTS 145	.000000	.000000	.000000	.000000	.000000	.000000	.000000	.000000
REFRACTORIES 146	.000000	.000000	.000000	.000000	.000000	.000000	.000000	.000000
STONE PRODUCTS 147	.000000	.000000	.000000	.000000	.000000	.000000	.000000	.000000
GLASS & GLASS PROD 148	.000000	.010238	.002309	.048846	.032336	.000000	.000000	.000000
MIN. WOOL & INSUL. 149	.000000	.000000	.000000	.000000	.000000	.000000	.000000	.000000
ASBESTOS PROD. 150	.000000	.000000	.000000	.000000	.000000	.000000	.000000	.000000

TABLE 14 INDUSTRY INPUT AND FINAL EXPENDITURE COEFFICIENTS - AGGREGATION L (SEE CHAPTER 4)

STONE PRODUCTS 147	.000000	.000000	.000000	.000000	.000000	.000000	.000000	.000000	.000000
GLASS&GLASS PROD148	.000000	.000000	.000000	.000000	.000000	.000000	.000000	.000000	.000000
MIN. WOOD KENSU149	.000000	.010238	.002309	.000000	.000000	.000000	.000000	.000000	.000000
AMBL. TO. PROD. 150	.000000	.000000	.000000	.000000	.048846	.032336	.000000	.000000	.000000
	.000000	.000000	.000000	.000000	.000000	.000000	.000000	.000000	.000000

TABLE 14 INDUSTRY INPUT AND FINAL EXPENDITURE COEFFICIENTS - AGGREGATION L (SEE CHAPTER 4)

INDUSTRY (COLUMNS) COMMODITY (ROWS)	VEG. OIL MILLS 25	MISC. FOOD IND. 26	SOFT DRINK MFG. 27	DISTILLERIES 28	BREWERY & WINERY 29	LEAF TOBACCO PROC. 30	TOBACCO PROD. MFG. 31	RUBBER FOOTWEAR 32
OTH. MINERAL PROD151	.000000	.000000	.000000	.000000	.000000	.000000	.000000	.000733
GASOLINE 152	.000063	.000768	.005913	.001103	.002150	.000058	.000017	.000183
FUEL OIL 153	.002567	.001865	.002936	.002472	.002637	.000675	.000687	.000672
LUB. OIL&GREASE 154	.000063	.000263	.000946	.000277	.001054	.000048	.000121	.000275
OTH. PETROL. PROD. 155	.000094	.000091	.000188	.000006	.000015	.000029	.000009	.001253
EXPLOSIVES&AMMUN156	.000000	.000000	.000000	.000000	.000000	.000000	.000000	.000000
FERTILIZERS 157	.000000	.000000	.000000	.000000	.000000	.000000	.000000	.000000
PLASTIC, SYN. RESN158	.000689	.001847	.000000	.002212	.000000	.000019	.000000	.008281
PHARM&MEDICINES 159	.000094	.001398	.000000	.000000	.000000	.000000	.000000	.000000
PAINTS&VARNISHES160	.000078	.000016	.000000	.000000	.000000	.000000	.000000	.003667
SOAPS & CLEANERS161	.000000	.000000	.000564	.000000	.000058	.000000	.000000	.000000
VEG. OILS&REF. GLY162	.000000	.031182	.000000	.000000	.000000	.000000	.000000	.000000
TOILET&COSMETICS163	.000000	.000000	.000000	.000000	.000000	.000000	.000000	.000000
PIGMENT, DYE & INK164	.000000	.000000	.000000	.000000	.000000	.000000	.000000	.013996
INORGANIC CHEM. 165	.000235	.001863	.009242	.000000	.002699	.000000	.000000	.002109
ORGANIC CHEM. 166	.001565	.004265	.002748	.000322	.000266	.000000	.000000	.003667
IND. CHEM. PROD. 167	.001237	.002538	.005457	.001601	.003355	.000000	.000000	.028603
HOUSEHOLD CHEM. 168	.000000	.000156	.000553	.000000	.000000	.000000	.000000	.000000
SCIENCE&LAB. EQ. 169	.000000	.000000	.000000	.000000	.000000	.000000	.000000	.000000
JEWELLERY 170	.000000	.000000	.000000	.000000	.000000	.000000	.000000	.000000
PLASTIC FAB. PROD171	.000000	.001215	.000000	.000000	.000000	.000000	.015085	.000978
SPORT GOODS&TOYS172	.000000	.000000	.000000	.000000	.000000	.000000	.000000	.000000
FUR DRESSING&DYE173	.000000	.000000	.000000	.000000	.000000	.000000	.000000	.000000
SIGNS&DISPLAYS 174	.000000	.000000	.000000	.000000	.000000	.000000	.000000	.000000
NOTIONS 175	.000000	.000000	.000000	.000000	.000000	.000000	.000000	.000795
WRITING EQ. 176	.000000	.000000	.000000	.000000	.000000	.000000	.000000	.000000
END PROD. NES 177	.000000	.000097	.000000	.000000	.000050	.000000	.000000	.003698
CONSTRUCTION 178	.001080	.002110	.003769	.002925	.004691	.001533	.004933	.002720
WH. & RETAIL TRADE179	.008844	.023629	.015343	.017792	.017399	.035686	.006697	.031109
TRANSP. & STORAGE180	.030540	.044108	.013473	.027591	.021364	.011224	.007419	.013201
BROADCASTING 181	.000000	.000000	.000000	.000000	.000000	.000000	.000000	.000000
TELEPHONE&TELEG.182	.001158	.002520	.003364	.001448	.003108	.000424	.001760	.002628
POSTAL SERVICE 183	.000094	.000687	.000753	.000187	.000305	.000048	.000558	.001834
ELECTRIC POWER 184	.004305	.003222	.003832	.001759	.005690	.001090	.002080	.006326
OTHER UTILITIES 185	.003459	.002384	.002520	.003706	.007285	.000087	.000402	.001497
REAL ESTATE RENT186	.000532	.005527	.012646	.001957	.003907	.001957	.003048	.005287
FINANCE&INSUR. 187	.001644	.004648	.005679	.005420	.005123	.004821	.012703	.007028
HEALTH&EDUCATION188	.000000	.000000	.000000	.000000	.000000	.000000	.000000	.000000
BUSINESS SERVICE189	.000329	.004838	.004493	.029379	.026437	.000289	.006693	.002750
ACCOMMOD. & MEALS 190	.000000	.000000	.000000	.000000	.000000	.000000	.000000	.000000
PERSONAL SERVICE191	.000939	.002889	.003689	.001482	.003922	.000231	.002858	.002200
RENT EX. R. ESTATE192	.000125	.001206	.000234	.000424	.001930	.000019	.000251	.001039
OFFICE SUPPLIES 193	.000517	.002379	.003290	.002252	.002791	.000289	.000999	.003392
ADVERTISING 194	.001205	.047040	.088872	.017662	.067077	.000019	.069214	.006570
TRAVEL&ENTERTAIN195	.007404	.030384	.016769	.051279	.045014	.002748	.012361	.053355
CAFETERIA SUPPL.196	.000078	.000383	.001026	.000102	.000266	.000193	.000130	.000000
OPERATING SUPPL.197	.007827	.019389	.021364	.026963	.037787	.005496	.020036	.019252

TABLE 14 INDUSTRY INPUT AND FINAL EXPENDITURE COEFFICIENTS - AGGREGATION L (SEE CHAPTER 4)

INDUSTRY(COLUMNS) COMMODITY(ROWS)	VEG. OIL MILLS 25	MISC. FOOD IND. 26	SOFT DRINK MFG. 27	DISTILLERIES 28	BREWERY & WINERY 29	LEAF TOBACCO PROC. 30	TOBACCO PROD. MFG. 31	RUBBER FOOTWEAR 32
NON-COMP. IMPORTS 198	.000000	.121242	.000000	.000000	.002760	.000000	.000000	.040643
BAL. PAYMENT ADJ. 199	.000000	.000000	.000000	.000000	.000000	.000000	.000000	.000000
COMMODITY TAXES 200	.000157	.001090	.006203	.002359	.002355	.000087	.000052	.000275
SUBSIDIES 201	.000000	.000000	.000000	.000000	.000000	.000000	.000000	.000000
INDIR. TX & GOV. SER 202	.006214	.006458	.011808	.013001	.018890	.005853	.005547	.005287
WAGES & SALARIES 203	.044127	.141170	.291430	.144535	.223768	.052541	.172676	.426232
NET-INC. UNINCORP 204	.000000	.000823	.010531	.000000	.000162	.000000	.000134	.000000
SURPLUS 205	.046240	.102224	.202427	.364839	.207237	.033671	.118163	.044921
SUB TOT(198-205) 206	.096738	.373007	.522399	.524734	.455172	.092152	.296572	.517357
TOTAL INPUTS 207	1.000000	1.000000	1.000000	1.000000	1.000000	1.000000	1.000000	1.000000

TABLE 15 TOBACCO, LEAF AND TOBACCO PRODUCT COEFFICIENTS - AGGREGATION L (SEE CHAPTER 4)

INDUSTRY(COLUMNS) COMMODITY(ROWS)	LEAF TOBACCO MFG. 33	TOBACCO PROD. MFG. 34	FEATHER TANNERIES 35	SHOE FACTORIES 36	GLOVE & LUGGAGE MFG. 37	COTTON YARN & CLOTH 38	WOOL YARN & CLOTH 39	SYN. TEXTILE MILLS 40
--------------------------------------	----------------------------	-----------------------------	----------------------------	-------------------------	-------------------------------	------------------------------	----------------------------	-----------------------------

TABLE 14 INDUSTRY INPUT AND FINAL EXPENDITURE COEFFICIENTS - AGGREGATION 1 (1980 CHAPTER 4)

INDUSTRY (COLUMNS)	TIRE & TUBE MFG. 33	OTH. RUBBER IND. 34	LEATHER TANNERIES 35	SHOE FACTORIES 36	GLOVE & LUGGAGE MFG. 37	COTTON YARN & CLOTH 38	WOOL YARN & CLOTH 39	SYN. TEXTILE MILLS 40
LIVE ANIMALS 1	.000000	.000000	.000000	.000000	.000000	.000000	.000000	.000000
GRAIN 2	.000000	.000000	.000000	.000000	.000000	.000000	.000000	.000000
FRUITS,NUTS & VEG.3	.000000	.000000	.000000	.000000	.000000	.000000	.000000	.000000
MILK UNPROCESSED 4	.000000	.000000	.000000	.000000	.000000	.000000	.000000	.000000
EGGS IN THE SHELL 5	.000000	.000000	.000000	.000000	.000000	.000000	.000000	.000000
TOBACCO 6	.000000	.000000	.000000	.000000	.000000	.000000	.000000	.000000
OIL SEEDS 7	.000000	.000000	.000000	.000000	.000000	.000000	.000000	.000000
AGR. PROD. NES 8	.000000	.000000	.000000	.000000	.000000	.000000	.041528	.000000
FOREST PRODUCTS 9	.000000	.000008	.000034	.000000	.000000	.000000	.000000	.000000
FISH LANDINGS 10	.000000	.000000	.000000	.000000	.000000	.000000	.000000	.000000
FUR SKIN EX.RANCH11	.000000	.000000	.000000	.000000	.000000	.000000	.000000	.000000
IRON ORE 12	.000000	.000000	.000000	.000000	.000000	.000000	.000000	.000000
METAL DRES NES 13	.000000	.000000	.000000	.000000	.000000	.000000	.000000	.000000
RADIOACTIVE DRES 14	.000000	.000000	.000000	.000000	.000000	.000000	.000000	.000000
GOLD DRES 15	.000000	.000000	.000000	.000000	.000000	.000000	.000000	.000000
COAL 16	.004742	.002416	.006984	.003486	.000742	.004383	.004617	.000817
CRUDE MINERAL OIL17	.000000	.000000	.000000	.000000	.000000	.000000	.000000	.000000
NATURAL GAS 18	.000027	.000105	.000086	.000034	.000065	.000000	.000052	.000139
PROD.REL.TO MINES19	.001128	.000854	.000000	.000000	.000000	.000000	.000000	.000000
ASBESTOS, FIBRES 20	.000000	.000000	.000000	.000000	.000000	.000000	.000000	.000000
CLAY & GYPSUM 21	.000093	.002150	.000000	.000000	.000000	.000000	.000000	.000000
SALT 22	.000000	.000000	.001922	.000000	.000000	.000000	.000010	.000000
CRUDE MINERAL NES23	.000361	.001305	.000000	.000000	.000000	.000000	.000000	.000000
MEAT 24	.000000	.000000	.000000	.000000	.000000	.000000	.000000	.000000
HIDES & SKINS 25	.000000	.000000	.403106	.000000	.000000	.000000	.000000	.000000
ANIMAL FATS&OILS 26	.000000	.000000	.009403	.000000	.000000	.000000	.000000	.000000
MEAT BY-PROD.NES 27	.000000	.000000	.000000	.000000	.000000	.000000	.000000	.000000
POULTRY 28	.000000	.000000	.000000	.000000	.000000	.000000	.000000	.000000
MILK PROCESSED 29	.000000	.000000	.000000	.000000	.000000	.000000	.000000	.000000
BUTTER 30	.000000	.000000	.000000	.000000	.000000	.000000	.000000	.000000
CHEESE EX.PROCESS31	.000000	.000000	.000000	.000000	.000000	.000000	.000000	.000000
DAIRY PROD. NES 32	.000000	.000000	.000000	.000000	.000000	.000000	.000000	.000000
PROCESS CHEESE 33	.000000	.000000	.000000	.000000	.000000	.000000	.000000	.000000
FISH PRODUCTS 34	.000000	.000000	.002711	.000000	.000000	.000000	.000000	.000000
FRUIT&VEG.CANNED 35	.000000	.000000	.000000	.000000	.000000	.000000	.000000	.000000
FEEDS & CONC. 36	.000000	.000000	.000000	.000000	.000000	.000000	.000000	.000000
FLOUR MILL PROD. 37	.000000	.000000	.000000	.000000	.000000	.001219	.000000	.000000
CEREAL PROD. 38	.000000	.000000	.000000	.000000	.000000	.000000	.000000	.000000
BISCUITS, 39	.000000	.000000	.000000	.000000	.000000	.000000	.000000	.000000
BAKERY PRODUCTS 40	.000000	.000000	.000000	.000000	.000000	.000000	.000000	.000000
CONFECTIONERY 41	.000000	.000000	.000000	.000000	.000000	.000000	.000000	.000000
SUGAR&MOLASSES 42	.000000	.000000	.000000	.000000	.000000	.000000	.000000	.000000
VEG.OIL & FATS 43	.000887	.001200	.005491	.000000	.000694	.000000	.000000	.011425
TEA & COFFEE 44	.000000	.000000	.000000	.000000	.000000	.000000	.000000	.000000
MISC.FOOD PROD. 45	.000000	.000000	.000000	.000000	.000000	.003846	.000000	.000219
SOFT DRINKS&CONC.46	.000000	.000000	.000000	.000000	.000000	.000000	.000000	.000000
DISTILLERY PROD. 47	.000000	.000000	.000000	.000000	.000000	.000000	.000000	.000000
BREWERY & WINERY 48	.000000	.000000	.000000	.000000	.000000	.000000	.000000	.000000
TOBACCO PROCESSED49	.000000	.000000	.000000	.000000	.000000	.000000	.000000	.000000
TOBACCO PRODUCTS 50	.000000	.000000	.000000	.000000	.000000	.000000	.000000	.000000

TABLE 14 INDUSTRY INPUT AND FINAL EXPENDITURE COEFFICIENTS - AGGREGATION L (SEE CHAPTER 4)

INDUSTRY(COLUMNS) COMMODITY(ROWS)	TIRE & TUBE MFG. 33	OTH. RUBBER IND. 34	LEATHER TANNERIES 35	SHOE FACTORIES 36	GLOVE & LUGGAGE MFG. 37	COTTON YARN & CLOTH 38	WOOL YARN & CLOTH 39	SYN.TEXTILE MILLS 40
FOOTWEAR RUBBER 51	.000000	.000000	.000000	.000000	.000000	.000000	.000000	.000000
TIRES & TUBES 52	.000088	.000097	.000000	.000000	.000000	.000000	.000000	.000000
RUBBER PROD. NES 53	.024714	.027239	.000000	.058453	.001097	.003076	.000000	.005804
LEATHER 54	.000000	.000000	.000000	.245337	.129270	.000000	.000000	.000000
FOOTWEAR LEATHER 55	.000000	.000000	.000000	.000000	.000000	.000000	.000000	.000000
LEATHER PROD. NES 56	.000000	.000193	.000000	.055190	.012859	.000000	.000000	.000000
COTTON FIBRE&YARN57	.002563	.000161	.000000	.000000	.001065	.037153	.023490	.015580
COTTON FABRICS 58	.132062	.017018	.000000	.022663	.027219	.146067	.000000	.000227
WOOL YARN&FABRIC 59	.000000	.010301	.000000	.000000	.015118	.000000	.050187	.002577
SYNTH.FIBRE&YARN 60	.000767	.008433	.000000	.000000	.000307	.086349	.053790	.199672
SYNTH. FABRICS 61	.000000	.000902	.000000	.000000	.002001	.002158	.006089	.038009
CARPETING 62	.000000	.000000	.000000	.000000	.000000	.000000	.000000	.000000
LINOL&COATED FABR63	.000000	.000000	.000000	.002417	.019507	.000000	.000000	.000000
CANVAS PRODUCTS 64	.000000	.000000	.000000	.000000	.000000	.000000	.000000	.000000
TXITILE CONTAINERS65	.000033	.000266	.000051	.000000	.000032	.000542	.000031	.000255
FELTS 66	.000000	.000000	.000000	.002120	.001710	.000000	.000000	.000000
CORDAGE & TWINE 67	.000077	.000153	.000000	.000246	.001049	.000000	.000000	.000000
OTHER FABRICS 68	.000027	.019434	.000000	.003034	.000355	.001274	.001306	.001020
TEXTILE PROD. NES 69	.000000	.000733	.000000	.001411	.002614	.031898	.208038	.013031
HOSIERY 70	.000000	.000000	.000000	.000000	.000000	.000000	.000000	.000000
KNITTED FABRICS 71	.000000	.000000	.000000	.000000	.008842	.000000	.000000	.000000
KNITTED CLOTHING 72	.000000	.000000	.000000	.000000	.000000	.000000	.000000	.000000
FUR CLOTHING 73	.000000	.000000	.000000	.000246	.000000	.000000	.000000	.000000
CLOTHING NES 74	.000361	.004285	.000017	.001674	.005050	.003863	.043951	.010617
PULP CHIPS&WASTE 75	.000203	.000000	.000000	.000000	.000000	.000000	.000000	.000000
LUMBER,SAWN PROD.76	.000000	.000000	.000000	.000000	.002662	.000000	.000000	.000000
VENEER&PLYWOOD 77	.000000	.000000	.000000	.000000	.002501	.000000	.000000	.000000
MILLWORK (WOOD) 78	.000000	.000000	.000000	.000000	.000000	.000000	.000000	.000000
WOODEN CONTAINERS79	.000301	.000451	.000017	.000017	.000032	.000055	.0000512	.000012
WOOD PROD. NES 80	.000000	.000000	.000000	.000371	.009713	.000000	.000000	.000000
HOUSE FURNITURE 81	.000000	.000000	.000000	.000000	.000000	.000000	.000000	.000000
FURNITURE OTHER 82	.000000	.000000	.000000	.000000	.000000	.000000	.000000	.000000
PULP 83	.000000	.000000	.000000	.000000	.000000	.000000	.000000	.020636
PAPER STOCK 84	.000164	.000918	.000669	.000514	.000871	.001083	.000856	.001458
AO PULP & PAPER 85	.000000	.001095	.000000	.000000	.021749	.000000	.000000	.000000
PAPER BLDG. PROD.86	.000000	.000000	.000000	.000000	.000000	.000000	.000000	.000000
PAPER CARTONS 87	.001818	.011614	.000892	.015932	.009568	.005644	.003227	.005796
CONVERTED PAPER 88	.000526	.006999	.000120	.000651	.000436	.002547	.000554	.001880
PRINTED MATTER 89	.000000	.000258	.000000	.000000	.000000	.000000	.000000	.000000
PRINT.&PUBLISHING90	.000000	.000000	.000000	.000000	.000000	.000000	.000000	.000000
PIG IRON, STEEL 91	.000000	.000000	.000000	.000000	.000000	.000000	.000000	.000000
BAR&RODS,STEEL 92	.000000	.000000	.000000	.000000	.000000	.000000	.000000	.000000
PLATE,SHEET,STRIP93	.000000	.000918	.000000	.000000	.002936	.000000	.000000	.000000
STRUCTURAL&RAILS 94	.000000	.000000	.000000	.000000	.000000	.000000	.000000	.000000
STEEL CASTINGS 95	.000000	.000000	.000000	.000000	.000000	.000000	.000000	.000000
GRAPHITE, CARBON 96	.000493	.000725	.000000	.000000	.000000	.000000	.000000	.000000
PIPES & TUBES 97	.000000	.000000	.000000	.000000	.000000	.000000	.000000	.000000
IRON CASTINGS 98	.000000	.000000	.000000	.000000	.000000	.000000	.000000	.000000
MET.PRIMARY FORM 99	.005230	.004075	.000000	.000000	.000000	.000000	.001389	.000000
ALUMINUM ROLLED 100	.000000	.000000	.000000	.000000	.000000	.000000	.000000	.000000

TABLE 14 INDUSTRY INPUT AND FINAL EXPENDITURE COEFFICIENTS - AGGREGATION L (SEE CHAPTER 4)

INDUSTRY(COLUMNS) COMMODITY(ROWS)	TIRE & TUBE MFG. 33	OTH. RUBBER IND. 34	LEATHER TANNERIES 35	SHOE FACTORIES 36	GLOVE & LUGGAGE MFG. 37	COTTON YARN & CLOTH 38	WOOL YARN & CLOTH 39	SYN.TEXTILE MILLS 40
--------------------------------------	---------------------------	---------------------------	----------------------------	-------------------------	-------------------------------	------------------------------	----------------------------	----------------------------

GRAPHITE, CARBON 96	.000493	.000723	.000000	.000000	.000000	.000000	.000000	.000000	.000000
PIPES & TUBES 97	.000000	.000000	.000000	.000000	.000000	.000000	.000000	.000000	.000000
IRON CASTINGS 98	.000000	.000000	.000000	.000000	.000000	.000000	.000000	.001389	.000000
MET.PRIMARY FORM 99	.005230	.004075	.000000	.000000	.000000	.000000	.000000	.000000	.000000
ALUMINUM ROLLED 100	.000000	.000000	.000000	.000000	.000000	.000000	.000000	.000000	.000000

TABLE 14 INDUSTRY INPUT AND FINAL EXPENDITURE COEFFICIENTS - AGGREGATION L (SEE CHAPTER 4)

INDUSTRY(COLUMNS)	TIRE & TUBE MFG.	OTH. RUBBER IND.	LEATHER TANNERIES	SHOE FACTORIES	GLOVE & LUGGAGE MFG.	COTTON YARN & CLOTH	WOOL YARN & CLOTH	SYN.TEXTILE MILLS
COMMODITY(ROWS)	33	34	35	36	37	38	39	40
COPPER ROLLED 101	.000000	.000000	.000000	.000000	.000000	.000000	.000000	.000000
NON-FERROUS MET.102	.000000	.000411	.000000	.000000	.000000	.000000	.000000	.000000
PLATE,TANK,BOIL.103	.000000	.000000	.000000	.000000	.000000	.000000	.000000	.000000
BASIC STEEL PROD104	.000372	.000145	.000000	.000000	.000000	.000000	.000000	.000235
ARCH. METAL PROD105	.000000	.000000	.000000	.000000	.000000	.000000	.000000	.000000
METAL CONTAINERS106	.000186	.002175	.000189	.000017	.000065	.000000	.000000	.000319
BASIC METAL PROD107	.000000	.003697	.000000	.000000	.002807	.000000	.000000	.000000
METAL HOUSEWARE 108	.000000	.000000	.000000	.000000	.000000	.000000	.000000	.000000
WIRE&WIRE PROD. 109	.016899	.002658	.000000	.000000	.013166	.000000	.000000	.000000
HARDWARE NES 110	.000000	.000000	.000000	.000000	.021895	.000000	.000000	.000000
TOOLS&CUTTING EQ111	.000000	.000000	.000000	.000000	.000000	.000000	.000000	.000000
HEATING EQ. 112	.000000	.000000	.000000	.000000	.000000	.000000	.000000	.000000
FORG.&PLUMB.EQ. 113	.000049	.002328	.000000	.000000	.000000	.000000	.000000	.000000
MISC.METAL FAB. 114	.000000	.000000	.000000	.000000	.000000	.000000	.000000	.000000
AGR.IMPLEMENTS 115	.000000	.000000	.000000	.000000	.000000	.000000	.000000	.000000
INDUSTRIAL MACH.116	.000000	.000169	.000000	.000000	.000000	.000000	.000000	.000000
REFRIG.&AIR CON.117	.000000	.000000	.000000	.000000	.000000	.000000	.000000	.000000
OFFICE&STORE MCH118	.002689	.001377	.000223	.000731	.000419	.000791	.000240	.001442
AIRCRAFT & PARTS119	.000575	.001538	.000000	.000000	.000000	.000000	.000000	.000000
AIRCRAFT REPAIR 120	.000000	.000000	.000000	.000000	.000000	.000000	.000000	.000000
PASSENGER CARS 121	.000000	.000000	.000000	.000000	.000000	.000000	.000000	.000000
COM. VEHICLES 122	.000000	.000000	.000000	.000000	.000000	.000000	.000000	.000000
COM. TRAILERS 123	.000000	.000000	.000000	.000000	.000000	.000000	.000000	.000000
VEH. BODY,TRAIL.124	.000000	.000000	.000000	.000000	.000000	.000000	.000000	.000000
MOTOR VEH. PARTS125	.000000	.000000	.000000	.000000	.000000	.000000	.000000	.000000
RLY.ROLL. STOCK 126	.000000	.000000	.000000	.000000	.000000	.000000	.000000	.000000
SHIPS & BOATS 127	.000000	.000000	.000000	.000000	.000000	.000000	.000000	.000000
OTHER VEHICLES 128	.000000	.000000	.000000	.000000	.000000	.000000	.000000	.000000
SHIP REPAIR 129	.000000	.000000	.000000	.000000	.000000	.000000	.000000	.000000
SMALL APPLIANCES130	.000000	.000000	.000000	.000000	.000000	.001451	.000000	.000000
REFRIG.& FREEZER131	.000000	.000000	.000000	.000000	.000000	.000000	.000000	.000000
STOVES & RANGES 132	.000000	.000000	.000000	.000000	.000000	.000000	.000000	.000000
OTHER APPLIANCES133	.000000	.000000	.000000	.000000	.000000	.000000	.000000	.000000
COMMUNICATION EQ134	.000000	.000000	.000000	.000000	.000000	.000000	.000000	.000000
ELEC.WIRE,CABLE 135	.000000	.000000	.000000	.000000	.000000	.000000	.000000	.000000
ELEC. IND. EQ. 136	.000000	.000000	.000000	.000000	.000000	.000000	.000000	.000000
RADIO & T.V.EQ. 137	.000000	.000000	.000000	.000000	.000000	.000000	.000000	.000000
BATTERIES 138	.000000	.000000	.000000	.000000	.000000	.000000	.000000	.000000
LIGHT BULBS 139	.000000	.000000	.000000	.000000	.000000	.000000	.000000	.000000
OTHER ELEC. EQ 140	.000000	.000000	.000000	.000000	.000000	.000000	.000000	.000000
CEMENT 141	.000000	.000000	.000000	.000000	.000000	.000000	.000000	.000000
LIME 142	.000000	.000000	.001664	.000000	.000000	.000000	.000000	.000000
PLASTER & GYPSUM143	.000000	.000000	.000000	.000000	.000000	.000000	.000000	.000000
CONCRETE PROD. 144	.000000	.000000	.000000	.000000	.000000	.000000	.000000	.000000
CLAY PRODUCTS 145	.000000	.000000	.000000	.000000	.000000	.000000	.000000	.000000
REFRACTORIES 146	.000000	.000000	.000000	.000000	.000000	.000000	.000000	.000000
STONE PRODUCTS 147	.000000	.000000	.000000	.000000	.000000	.000000	.000000	.000000
GLASS&GLASS PROD148	.000005	.000024	.000034	.000011	.000000	.000000	.000000	.001617
MIN. WOOL&INSUL.149	.000000	.000000	.000000	.000000	.000000	.000000	.000000	.000000
ASBESTOS PROD. 150	.000000	.000000	.000000	.000000	.000339	.000000	.004930	.000000

TABLE 14 INDUSTRY INPUT AND FINAL EXPENDITURE COEFFICIENTS - AGGREGATION L (SEE CHAPTER 4)

INDUSTRY(COLUMNS)	TIRE & TUBE MFG. 33	OTH. RUBBER IND. 34	LEATHER TANNERIES 35	SHOE FACTORIES 36	GLOVE & LUGGAGE MFG. 37	COTTON YARN & CLOTH 38	WOOL YARN & CLOTH 39	SYN. TEXTILE MILLS 40
OTH. MINERAL PROD	151	.000597	.000354	.000000	.000000	.000000	.000000	.000000
GASOLINE	152	.000049	.000217	.000137	.000086	.000068	.000146	.000016
FUEL OIL	153	.000438	.002529	.002128	.000503	.000920	.001511	.007382
LUB. OIL & GREASE	154	.000246	.000354	.000154	.000097	.000565	.000427	.000386
OTH. PETROL. PROD.	155	.001227	.002827	.000515	.000006	.000048	.000110	.000000
EXPLOSIVES & AMMUN	156	.000000	.000000	.000000	.000000	.000000	.000000	.000000
FERTILIZERS	157	.000000	.000000	.000000	.000000	.000000	.000000	.000000
PLASTIC, SYN. RESIN	158	.008510	.018637	.000017	.000006	.001065	.000317	.000063
PHARM & MEDICINES	159	.000000	.000000	.000000	.000000	.000000	.000000	.000000
PAINTS & VARNISHES	160	.000668	.009278	.003089	.000000	.002210	.000093	.000000
SOAPS & CLEANERS	161	.000000	.000000	.000000	.000000	.000000	.000000	.000000
VEG. OILS & REF. GLY	162	.000000	.000000	.000000	.000000	.000000	.000000	.000000
TOILET & COSMETICS	163	.000000	.000000	.000000	.000000	.000000	.000000	.000000
PIGMENT, DYE & INK	164	.028136	.015343	.037165	.000783	.008858	.012423	.017004
INORGANIC CHEM.	165	.003603	.004083	.023250	.000000	.000000	.003922	.003959
ORGANIC CHEM.	166	.005832	.006145	.005285	.000663	.000371	.001650	.001807
IND. CHEM. PROD.	167	.131432	.112354	.023353	.004926	.011875	.004709	.002904
HOUSEHOLD CHEM.	168	.000000	.000000	.000000	.000709	.000807	.000000	.000000
SCIENCE & LAB. EQ.	169	.000000	.000000	.000000	.000000	.000000	.000000	.000000
JEWELLERY	170	.000000	.000000	.000000	.000000	.000000	.000000	.000000
PLASTIC FAB. PROD	171	.000882	.012025	.000000	.016029	.071121	.000000	.000000
SPORT GOODS & TOYS	172	.000000	.000000	.000000	.001663	.000000	.000000	.000000
FUR DRESSING & DYE	173	.000000	.000000	.000000	.000000	.000000	.000000	.000000
SIGNS & DISPLAYS	174	.000000	.000000	.000000	.000000	.000000	.000000	.000000
NOTIONS	175	.000000	.000000	.000000	.000234	.013440	.000000	.000000
WRITING EQ.	176	.000000	.000000	.000000	.000000	.000000	.000000	.000000
END PROD. NES	177	.000142	.002312	.000000	.001480	.004437	.000017	.000104
CONSTRUCTION	178	.002147	.003375	.002642	.001994	.001565	.004701	.005776
WH. & RETAIL TRADE	179	.021242	.016583	.109283	.023201	.048952	.017343	.026645
TRANSP. & STORAGE	180	.020245	.014296	.031332	.007434	.011262	.016336	.022007
BROADCASTING	181	.000000	.000000	.000000	.000000	.000000	.000000	.000000
TELEPHONE & TELEG.	182	.004896	.005606	.002917	.002806	.005099	.001824	.002569
POSTAL SERVICE	183	.000794	.001458	.000480	.001817	.001936	.000419	.000522
ELECTRIC POWER	184	.008121	.008368	.006108	.002669	.003243	.010349	.007583
OTHER UTILITIES	185	.001249	.003963	.005988	.000474	.000403	.001612	.001713
REAL ESTATE RENT	186	.016390	.006540	.006229	.006480	.007841	.001527	.002684
FINANCE & INSUR.	187	.000767	.013676	.005885	.004806	.007067	.003605	.004429
HEALTH & EDUCATION	188	.000000	.000000	.000000	.000000	.000000	.000000	.000000
BUSINESS SERVICE	189	.006073	.002432	.000909	.005726	.004405	.001430	.002716
ACCOMMOD. & MEALS	190	.000000	.000000	.000000	.000000	.000000	.000000	.000000
PERSONAL SERVICE	191	.000789	.002553	.001990	.001046	.002081	.001197	.002475
RENT EX. R. ESTATE	192	.000832	.000540	.000292	.018680	.003453	.003415	.005170
OFFICE SUPPLIES	193	.005619	.004551	.001304	.003177	.004905	.001587	.002141
ADVERTISING	194	.012354	.010317	.001012	.024138	.036012	.003385	.001285
TRAVEL & ENTERTAIN	195	.016828	.033207	.004204	.015149	.044047	.003596	.010403
CAFETERIA SUPPL.	196	.000000	.000024	.000309	.000171	.000129	.000000	.000324
OPERATING SUPPL.	197	.020689	.040109	.036033	.027703	.033899	.025721	.036097

TABLE 14 INDUSTRY INPUT AND FINAL EXPENDITURE COEFFICIENTS - AGGREGATION L (SEE CHAPTER 4)

INDUSTRY(COLUMNS)	TIRE & TUBE MFG.	OTH. RUBBER IND.	LEATHER TANNERIES	SHOE FACTORIES	GLOVE & LUGGAGE MFG.	COTTON YARN & CLOTH	WOOL YARN & CLOTH	SYN. TEXTILE MILLS
-------------------	---------------------	---------------------	----------------------	-------------------	-------------------------	------------------------	----------------------	-----------------------

CAFETERIA SUPPL.196	.000000	.000024	.000309	.000171	.000129	.000000	.000324	.000359
OPERATING SUPPL.197	.020689	.040109	.036033	.027703	.033899	.025721	.036097	.036646

TABLE 14 INDUSTRY INPUT AND FINAL EXPENDITURE COEFFICIENTS - AGGREGATION L (SEE CHAPTER 4)

INDUSTRY(COLUMNS) COMMODITY(ROWS)	TIRE & TUBE MFG. 33	OTH. RUBBER IND. 34	LEATHER TANNERIES 35	SHOE FACTORIES 36	GLOVE & LUGGAGE MFG. 37	COTTON YARN & CLOTH 38	WOOL YARN & CLOTH 39	SYN.TEXTILE MILLS 40
NON-COMP.IMPORTS198	.070735	.037065	.001304	.000000	.000000	.194183	.004961	.004478
BAL.PAYMENT ADJ.199	.000000	.000000	.000000	.000000	.000000	.000000	.000000	.000000
COMMODITY TAXES 200	.000274	.000314	.000206	.000680	.001033	.000085	.000251	.000271
SUBSIDIES 201	.000000	.000000	.000000	.000000	.000000	.000000	.000000	.000000
INDIR.TX&GOV.SER202	.010180	.008110	.006177	.004434	.007212	.007307	.006173	.007330
WAGES & SALARIES203	.255089	.294940	.256057	.371803	.346617	.250787	.294301	.257918
NET-INC.UNINCORP204	.000000	.000628	.000549	.002051	.009439	.000068	.001347	.000008
SURPLUS 205	.145484	.166059	-.009918	.034818	-.016038	.090935	.083955	.158301
SUB TOT(198-205)206	.481762	.507116	.254375	.413787	.348263	.543365	.390988	.428305
TOTAL INPUTS 207	1.000000	1.000000	1.000000	1.000000	1.000000	1.000000	1.000000	1.000000

TABLE 14 INDUSTRY INPUT AND FINAL EXPENDITURE COEFFICIENTS - AGGREGATION L (SEE CHAPTER 4)

INDUSTRY(COLUMNS)	CARPET RUG, MAT	LINOL. & COATED FAB.	TEXTILE BAG & CANVAS	OTH.TEXTILE IND.	HOISERY MILLS	OTHER KNITTING	CLOTHING IND.	SAWMILLS
COMMODITY(ROWS)	41	42	43	44	45	46	47	48
LIVE ANIMALS 1	.000000	.000000	.000000	.000000	.000000	.000000	.000000	.000000
GRAIN 2	.000000	.000000	.000000	.000000	.000000	.000000	.000000	.000000
FRUITS,NUTS & VEG.3	.000000	.000000	.000000	.000000	.000000	.000000	.000000	.000000
MILK UNPROCESSED 4	.000000	.000000	.000000	.000000	.000000	.000000	.000000	.000000
EGGS IN THE SHELL 5	.000000	.000000	.000000	.000000	.000000	.000000	.000000	.000000
TOBACCO 6	.000000	.000000	.000000	.000000	.000000	.000000	.000000	.000000
OIL SEEDS 7	.000000	.000000	.000000	.000000	.000000	.000000	.000000	.000000
AGR. PROD. NES 8	.000000	.000000	.000000	.000000	.000000	.000000	.012333	.000000
FOREST PRODUCTS 9	.000000	.000885	.000000	.000000	.000000	.000000	.000001	.398583
FISH LANDINGS 10	.000000	.000000	.000000	.000000	.000000	.000000	.000000	.000000
FUR SKIN EX.RANCH11	.000000	.000000	.000000	.001117	.000000	.000000	.016146	.000000
IRON ORE 12	.000000	.000000	.000000	.000000	.000000	.000000	.000000	.000000
METAL ORES NES 13	.000000	.000000	.000000	.000000	.000000	.000000	.000000	.000000
RADIOACTIVE ORES 14	.000000	.000000	.000000	.000000	.000000	.000000	.000000	.000000
GOLD ORES 15	.000000	.000000	.000000	.000000	.000000	.000000	.000000	.000000
COAL 16	.004904	.002871	.000361	.001566	.001481	.001933	.000163	.000045
CRUDE MINERAL OIL17	.000000	.000000	.000000	.000000	.000000	.000000	.000000	.000000
NATURAL GAS 18	.000068	-.000000	.000042	.000144	.000066	.000021	.000017	.000009
PROD.REL.TO MINES19	.000000	.000000	.000000	.000000	.000000	.000000	.000000	.000000
ASBESTOS, FIBRES 20	.000000	.001529	.000000	.000016	.000000	.000000	.000000	.000000
CLAY & GYPSUM 21	.000000	.001315	.000000	.000011	.000000	.000000	.000000	.000000
SALT 22	.000000	.000000	.000000	.000080	.000000	.000000	.000000	.000000
CRUDE MINERAL NES23	.000000	.002200	.000000	.000401	.000000	.000000	.000000	.000000
MEAT 24	.000000	.000000	.000000	.000000	.000000	.000000	.000000	.000000
HIDES & SKINS 25	.000000	.000000	.000000	.000000	.000000	.000000	.000000	.000000
ANIMAL FATS&OILS 26	.000000	.000000	.000000	.000000	.000000	.000000	.000000	.000000
MEAT BY-PROD.NES 27	.000000	.000000	.000000	.000000	.000000	.000000	.000000	.000000
POULTRY 28	.000000	.000000	.000000	.000000	.000000	.000000	.000000	.000000
MILK PROCESSED 29	.000000	.000000	.000000	.000000	.000000	.000000	.000000	.000000
BUTTER 30	.000000	.000000	.000000	.000000	.000000	.000000	.000000	.000000
CHEESE EX.PROCESS31	.000000	.000000	.000000	.000000	.000000	.000000	.000000	.000000
DAIRY PROD. NES 32	.000000	.000000	.000000	.000000	.000000	.000000	.000000	.000000
PROCESS CHEESE 33	.000000	.000000	.000000	.000000	.000000	.000000	.000000	.000000
FISH PRODUCTS 34	.000000	.000027	.000000	.000000	.000000	.000000	.000000	.000000
FRUIT&VEG.CANNED 35	.000000	.000000	.000000	.000000	.000000	.000000	.000000	.000000
FEEDS & CONC. 36	.000000	.000000	.000000	.000000	.000000	.000000	.000000	.000000
FLOUR MILL PROD. 37	.000000	.000000	.000000	.000000	.000000	.000000	.000000	.000000
CEREAL PROD. 38	.000000	.000000	.000000	.000000	.000000	.000000	.000000	.000000
BISCUITS, 39	.000000	.000000	.000000	.000000	.000000	.000000	.000000	.000000
BAKERY PRODUCTS 40	.000000	.000000	.000000	.000000	.000000	.000000	.000000	.000000
CONFECTIONERY 41	.000000	.000000	.000000	.000000	.000000	.000000	.000000	.000000
SUGAR&MOLASSES 42	.000000	.000000	.000000	.000000	.000000	.000000	.000000	.000000
VEG.OIL & FATS 43	.000473	.039763	.000000	.000850	.000262	.000000	.001126	.001157
TEA & COFFEE 44	.000000	.000000	.000000	.000000	.000000	.000000	.000000	.000000
MISC.FOOD PROD. 45	.000000	.000000	.000000	.000187	.000000	.000000	.000000	.000000
SOFT DRINKS&CONC.46	.000000	.000000	.000000	.000000	.000000	.000000	.000000	.000000
DISTILLERY PROD. 47	.000000	.000268	.000000	.000000	.000000	.000000	.000000	.000000
BREWERY & WINERY 48	.000000	.000000	.000000	.000000	.000000	.000000	.000000	.000000
TOBACCO PROCESSED49	.000000	.000000	.000000	.000000	.000000	.000000	.000000	.000000
TOBACCO PRODUCTS 50	.000000	.000000	.000000	.000000	.000000	.000000	.000000	.000000

TABLE 15 INDUSTRY INPUT AND FINAL EXPENDITURE COEFFICIENTS - AGGREGATION L (SEE CHAPTER 4)

INDUSTRY(COLUMNS)	CARPET RUG, MAT	LINOL. & COATED FAB.	TEXTILE BAG & CANVAS	OTH.TEXTILE IND.	HOISERY MILLS	OTHER KNITTING	CLOTHING IND.	SAWMILLS
COMMODITY(ROWS)	41	42	43	44	45	46	47	48

DISTILLERY PROD. 47	.000000	.000268	.000000	.000000	.000000	.000000	.000000	.000000	.000000
BREWERY & WINERY 48	.000000	.000000	.000000	.000000	.000000	.000000	.000000	.000000	.000000
TOBACCO PROCESSED 49	.000000	.000000	.000000	.000000	.000000	.000000	.000000	.000000	.000000
TOBACCO PRODUCTS 50	.000000	.000000	.000000	.000000	.000000	.000000	.000000	.000000	.000000

TABLE 14 INDUSTRY INPUT AND FINAL EXPENDITURE COEFFICIENTS - AGGREGATION 6 (SEE CHAPTER 6)

INDUSTRY (COLUMNS)	CARPET RUG, MAT 41	LINOL. & COATED FAB. 42	TEXTILE BAG & CANVAS 43	OTH. TEXTILE IND. 44	HOSIERY MILLS 45	OTHER KNITTING 46	CLOTHING IND. 47	SAWMILLS 48
FOOTWEAR RUBBER 51	.000000	.000000	.000000	.000000	.000000	.000000	.000000	.000000
TIRES & TUBES 52	.000000	.000000	.000000	.000000	.000000	.000000	.000000	.000000
RUBBER PROD. NES 53	.000000	.002200	.000382	.008797	.004967	.001105	.000660	.000000
LEATHER 54	.000000	.000000	.000000	.000946	.000000	.000131	.000602	.000000
FOOTWEAR LEATHER 55	.000000	.000000	.000000	.000000	.000000	.000000	.000000	.000000
LEATHER PROD. NES 56	.000000	.000000	.000042	.000000	.007523	.000000	.000000	.000000
COTTON FIBRE & YARN 57	.110450	.000000	.019503	.061684	.035700	.141681	.002678	.000000
COTTON FABRICS 58	.027900	.047141	.323249	.047981	.001206	.000946	.137061	.000000
WOOL YARN & FABRIC 59	.098715	.000000	.001168	.014013	.015019	.068265	.067871	.000000
SYNTH. FIBRE & YARN 60	.110247	.000000	.000000	.035326	.209130	.194582	.003449	.000000
SYNTH. FABRICS 61	.005174	.010518	.013810	.032253	.013617	.017194	.078954	.000000
CARPETING 62	.000000	.000000	.000000	.001614	.000000	.000000	.000000	.000000
LINOL & COATED FABR 63	.001048	.039199	.010453	.028277	.000000	.000000	.007418	.000000
CANVAS PRODUCTS 64	.000000	.000000	.000000	.000000	.000000	.000000	.000000	.000000
TXITLE CONTAINERS 65	.003044	.000134	.017846	.000390	.000026	.000090	.000004	.000000
FELTS 66	.000000	.034209	.000042	.001454	.000000	.000000	.002291	.000000
CORDAGE & TWINE 67	.000000	.000000	.009221	.001331	.000000	.000000	.000020	.000000
OTHER FABRICS 68	.031992	.009310	.171089	.018785	.001612	.015447	.024468	.000000
TEXTILE PROD. NES 69	.090734	.000000	.007755	.097202	.045097	.034913	.015415	.000000
HOSIERY 70	.000000	.000000	.000000	.000000	.067665	.000000	.000000	.000000
KNITTED FABRICS 71	.000000	.019050	.000000	.002581	.002149	.025294	.045449	.000000
KNITTED CLOTHING 72	.000000	.000000	.000000	.000016	.000708	.010669	.000000	.000000
FUR CLOTHING 73	.000000	.000000	.000000	.000000	.000000	.000000	.007827	.000000
CLOTHING NES 74	.000981	.000161	.002592	.007060	.026985	.022387	.035364	.000000
PULP CHIPS & WASTE 75	.000000	.000000	.000000	.000000	.000000	.000000	.000000	.001141
LUMBER, SAWN PROD. 76	.000000	.000000	.000127	.000021	.000000	.000000	.000000	.074495
VENEER & PLYWOOD 77	.000000	.000000	.000000	.000000	.000000	.000000	.000000	.000320
MILLWORK (WOOD) 78	.000000	.000000	.000000	.000000	.000000	.000000	.000000	.000000
WOODEN CONTAINERS 79	.000000	.001207	.000021	.000155	.000052	.000000	.000002	.000130
WOOD PROD. NES 80	.000000	.004883	.0000871	.008791	.000000	.000000	.000000	.000328
HOUSE FURNITURE 81	.000000	.000000	.000000	.000000	.000000	.000000	.000000	.000000
FURNITURE OTHER 82	.000000	.000000	.000085	.000171	.000000	.000000	.000000	.000000
PULP 83	.000000	.000000	.000000	.000000	.000000	.000000	.000000	.000000
PAPER STOCK 84	.000744	.005527	.014936	.005900	.002883	.000753	.000764	.000048
AO PULP & PAPER 85	.000000	.000429	.000000	.001683	.000000	.000000	.000000	.000000
PAPER BLDG. PROD. 86	.000000	.000000	.000000	.000000	.000000	.000000	.000000	.000000
PAPER CARTONS 87	.000947	.005447	.001657	.013275	.018951	.010696	.006801	.000237
CONVERTED PAPER 88	.001691	.008935	.000786	.004136	.001625	.000739	.000342	.000000
PRINTED MATTER 89	.000000	.000000	.000000	.000043	.000616	.000000	.000000	.000000
PRINT. & PUBLISHING 90	.000000	.000000	.0000510	.000000	.000000	.000000	.000000	.000000
PIG IRON, STEEL 91	.000000	.000000	.000000	.000000	.000000	.000000	.000000	.000000
BAR & RODS, STEEL 92	.000000	.000000	.000000	.000000	.000000	.000000	.000000	.000000
PLATE, SHEET, STRIP 93	.000000	.000000	.000000	.000021	.000000	.000000	.000000	.000000
STRUCTURAL & RAILS 94	.000000	.000000	.000000	.000000	.000000	.000000	.000000	.000000
STEEL CASTINGS 95	.000000	.000000	.000000	.000000	.000000	.000000	.000000	.000000
GRAPHITE, CARBON 96	.000000	.000000	.000000	.000064	.000000	.000000	.000000	.000594
PIPES & TUBES 97	.000000	.000000	.001742	.000000	.000000	.000000	.000000	.000000
IRON CASTINGS 98	.000000	.000000	.000000	.000000	.000000	.000000	.000000	.000000
MET. PRIMARY FORM 99	.000000	.001878	.000042	.001828	.000000	.000000	.000000	.000000
ALUMINUM ROLLED 100	.000000	.000000	.000000	.000000	.000000	.000000	.000000	.000000

TABLE 14 INDUSTRY INPUT AND FINAL EXPENDITURE COEFFICIENTS - AGGREGATION L (SEE CHAPTER 4)

INDUSTRY(COLUMNS)	CARPET RUG, MAT 41	LINOL. & COATED FAB. 42	TEXTILE BAG & CANVAS 43	OTH.TEXTILE IND. 44	HOSIERY MILLS 45	OTHER KNITTING 46	CLOTHING IND. 47	SAWMILLS 48
COPPER ROLLED 101	.000000	.000000	.000000	.000000	.000000	.000000	.000000	.000000
NON-FERROUS MET.102	.000000	.000000	.000000	.000000	.000000	.000000	.000000	.000000
PLATE,TANK,BOIL.103	.000000	.000000	.000000	.000000	.000000	.000000	.000000	.000000
BASIC STEEL PROD104	.000000	.000295	.000319	.001197	.000000	.000062	.000191	.000608
ARCH. METAL PROD105	.000000	.000000	.000000	.000000	.000000	.000000	.000000	.000000
METAL CONTAINERS106	.000000	.001878	.000064	.000844	.000000	.000000	.000001	.000000
BASIC METAL PROD107	.000000	.000000	.000000	.000086	.000000	.000000	.000000	.000000
METAL HOUSEWARE 108	.000000	.000000	.000000	.000000	.000000	.000000	.000000	.000000
WIRE&WIRE PROD. 109	.000000	.000000	.002932	.001368	.000000	.000000	.000000	.000127
HARDWARE NES 110	.000000	.004910	.003569	.000534	.000000	.000000	.000000	.000000
TOOLS&CUTTING EQ111	.000000	.000000	.000000	.000000	.000000	.000000	.000000	.000000
HEATING EQ. 112	.000000	.000000	.000000	.000000	.000000	.000000	.000000	.000000
FORG.&PLUMB.EQ. 113	.000000	.000000	.000000	.000000	.000000	.000000	.000000	.000000
MISC.METAL FAB. 114	.000000	.000000	.000000	.000000	.000000	.000000	.000000	.000000
AGR.IMPLEMENTS 115	.000000	.000000	.000000	.000000	.000000	.000000	.000000	.000000
INDUSTRIAL MACH.116	.000000	.000000	.000000	.000000	.000328	.000069	.000164	.000000
REFRIG.&AIR CON.117	.000000	.000000	.000000	.000000	.000000	.000000	.000000	.000000
OFFICE&STORE MCH118	.001217	.001395	.000000	.000609	.000354	.000573	.000208	.000045
AIRCRAFT & PARTS119	.000000	.000000	.000000	.000000	.000000	.000000	.000000	.000000
AIRCRAFT REPAIR 120	.000000	.000000	.000000	.000000	.000000	.000000	.000000	.000000
PASSENGER CARS 121	.000000	.000000	.000000	.000000	.000000	.000000	.000000	.000000
COM. VEHICLES 122	.000000	.000000	.000000	.000000	.000000	.000000	.000000	.000000
COM. TRAILERS 123	.000000	.000000	.000000	.000000	.000000	.000000	.000000	.000000
VEH. BODY,TRAIL.124	.000000	.000000	.000000	.000000	.000000	.000000	.000000	.000000
MOTOR VEH. PARTS125	.000000	.000000	.000000	.000000	.000000	.000000	.000000	.000000
RLY.ROLL. STOCK 126	.000000	.000000	.000000	.000000	.000000	.000000	.000000	.000000
SHIPS & BOATS 127	.000000	.000000	.000000	.000000	.000000	.000000	.000000	.000000
OTHER VEHICLES 128	.000000	.000000	.000000	.000000	.000000	.000000	.000000	.000000
SHIP REPAIR 129	.000000	.000000	.000000	.000000	.000000	.000000	.000000	.000000
SMALL APPLIANCES130	.000000	.000000	.000000	.000000	.000000	.000000	.000000	.000000
REFRIG.& FREEZER131	.000000	.000000	.000000	.000000	.000000	.000000	.000000	.000000
STOVES & RANGES 132	.000000	.000000	.000000	.000000	.000000	.000000	.000000	.000000
OTHER APPLIANCES133	.000000	.000000	.000000	.000000	.000000	.000000	.000000	.000000
COMMUNICATION EQ134	.000000	.000000	.000000	.000000	.000000	.000000	.000000	.000000
ELEC.WIRE,CABLE 135	.000000	.000000	.000000	.000000	.000000	.000000	.000000	.000000
ELEC. IND. EQ. 136	.000000	.000000	.000000	.000000	.000000	.000000	.000000	.000000
RADIO & T.V.EQ. 137	.000000	.000000	.000000	.000000	.000000	.000000	.000000	.000000
BATTERIES 138	.000000	.000000	.000000	.000000	.000000	.000000	.000000	.000000
LIGHT BULBS 139	.000000	.000000	.000000	.000000	.000000	.000000	.000000	.000000
OTHER ELEC. EQ 140	.000000	.000000	.000000	.000000	.000000	.000000	.000000	.000000
CEMENT 141	.000000	.000000	.000000	.000000	.000000	.000000	.000000	.000000
LIME 142	.000000	.000000	.000000	.000000	.000000	.000000	.000000	.000000
PLASTER & GYPSUM143	.000000	.000000	.000000	.000000	.000000	.000000	.000000	.000000
CONCRETE PROD. 144	.000000	.000000	.000000	.000000	.000000	.000000	.000000	.000000
CLAY PRODUCTS 145	.000000	.000000	.000000	.000000	.000000	.000000	.000000	.000000
REFRATORIES 146	.000000	.000000	.000000	.000000	.000000	.000000	.000000	.000000
STONE PRODUCTS 147	.000000	.000000	.000000	.000000	.000000	.000000	.000000	.000000
GLASS&GLASS PROD148	.000000	.000000	.000659	.001026	.000000	.000000	.000000	.000012
MIN. WOOL&INSUL.149	.000000	.000000	.000000	.000000	.000000	.000000	.000000	.000000
ASBESTOS PROD. 150	.000000	.000000	.000000	.000011	.000000	.000000	.000000	.000000

TABLE 14 INDUSTRY INPUT AND FINAL EXPENDITURE COEFFICIENTS - AGGREGATION L (SEE CHAPTER 4)

CARPET LINOL. & TEXTILE BAG OTH.TEXTILE HOSIERY OTHER CLOTHING SAWMILLS

STONE PRODUCTS 147	.000000	.000000	.000000	.000000	.000000	.000000	.000000	.000000
GLASS&GLASS PROD148	.000000	.000000	.000659	.001026	.000000	.000000	.000000	.000012
MIN. WOOL&INSUL.149	.000000	.000000	.000000	.000000	.000000	.000000	.000000	.000000
ASBESTOS PROD. 150	.000000	.000000	.000000	.000000	.000000	.000000	.000000	.000000

TABLE 14 INDUSTRY INPUT AND FINAL EXPENDITURE COEFFICIENTS - AGGREGATION L (SEE CHAPTER 4)

INDUSTRY (COLUMNS)	CARPET RUG, MAT 41	LINOL. & COATED FAB. 42	TEXTILE BAG & CANVAS 43	OTH. TEXTILE IND. 44	HOSIERY MILLS 45	OTHER KNITTING 46	CLOTHING IND. 47	SAWMILLS 48
OTH. MINERAL PROD151	.000000	.000000	.000000	.000000	.000000	.000000	.000000	.000000
GASOLINE 152	.000135	.000376	.000616	.000342	.000079	.000414	.000181	.003441
FUEL OIL 153	.002435	.003220	.001084	.002025	.001717	.001381	.000424	.003710
LUB. OIL&GREASE 154	.000271	.000188	.000170	.000331	.000105	.000269	.000064	.000653
OTH. PETROL. PROD.155	.000034	.006171	.000021	.000395	.000000	.000028	.000017	.000574
EXPLOSIVES&AMMUN156	.000000	.000000	.000000	.000000	.000000	.000000	.000000	.000000
FERTILIZERS 157	.000000	.000000	.000000	.000000	.000000	.000000	.000000	.000000
PLASTIC, SYN. RESN158	.001015	.045478	.000149	.007509	.000079	.000062	.000464	.000000
PHARM&MEDICINES 159	.000000	.000000	.000000	.000000	.000000	.000000	.000000	.000000
PAINTS&VARNISHES160	.000000	.004990	.000000	.000037	.000000	.000000	.000000	.001231
SOAPS & CLEANERS161	.000406	.000000	.000000	.001090	.000118	.000242	.000000	.000000
VEG. OILS&REF. GLY162	.000000	.008398	.000000	.000000	.000000	.000000	.000000	.000000
TOILET&COSMETICS163	.000000	.000000	.000000	.000000	.000000	.000000	.000000	.000000
PIGMENT, DYE & INK164	.007508	.042419	.003293	.010774	.006763	.006028	.000824	.000000
INORGANIC CHEM. 165	.000000	.001824	.000000	.005537	.000406	.001422	.000000	.000138
ORGANIC CHEM. 166	.000000	.011752	.000000	.001871	.001127	.000000	.000218	.000000
IND. CHEM. PROD. 167	.041968	.083362	.007138	.006568	.000000	.000773	.000061	.003119
HOUSEHOLD CHEM. 168	.000000	.000000	.000000	.000000	.000000	.000000	.000000	.000000
SCIENCE&LAB. EQ. 169	.000000	.000000	.000000	.000000	.000000	.000000	.000000	.000000
JEWELLERY 170	.000000	.000000	.000000	.000059	.000000	.000000	.000053	.000000
PLASTIC FAB. PROD171	.000000	.023343	.015212	.008642	.000000	.000000	.011091	.000003
SPORT GOODS&TOYS172	.000000	.000000	.000000	.000000	.000000	.000000	.000000	.000000
FUR DRESSING&DYE173	.000000	.000000	.000000	.000000	.000000	.000000	.008364	.000000
SIGNS&DISPLAYS 174	.000000	.000000	.000000	.000000	.000000	.000000	.000000	.000000
NOTIONS 175	.000000	.000000	.000701	.000224	.000170	.003977	.010678	.000000
WRITING EQ. 176	.000000	.000000	.000000	.000000	.000000	.000000	.000000	.000000
END PROD. NES 177	.000000	.001261	.002996	.001977	.000000	.000000	.001195	.000000
CONSTRUCTION 178	.004227	.003944	.001848	.003185	.002215	.001768	.000826	.006193
WH. & RETAIL TRADE179	.057998	.032331	.039601	.037410	.011297	.019645	.043687	.024445
TRANSP. & STORAGE180	.015894	.018835	.015084	.016407	.011703	.013410	.010548	.039112
BROADCASTING 181	.000000	.000000	.000000	.000000	.000000	.000000	.000000	.000000
TELEPHONE&TELEG.182	.004092	.002951	.003824	.004067	.004404	.002286	.003071	.002567
POSTAL SERVICE 183	.000575	.000402	.001084	.001085	.002346	.001112	.001181	.000288
ELECTRIC POWER 184	.004633	.006922	.002571	.005478	.004286	.003287	.002093	.008870
OTHER UTILITIES 185	.002536	.002361	.000722	.001876	.001730	.001153	.000610	.001007
REAL ESTATE RENT186	.002875	.002522	.004886	.008684	.015871	.010910	.017720	.005063
FINANCE&INSUR. 187	.010348	.008049	.001678	.007188	.011271	.012927	.004174	.005483
HEALTH&EDUCATION188	.000000	.000000	.000000	.000000	.000000	.000000	.000000	.000000
BUSINESS SERVICE189	.001623	.001583	.003314	.003180	.007470	.005048	.003339	.002718
ACCOMMOD. & MEALS 190	.000000	.000000	.000000	.000000	.000000	.000000	.000000	.000000
PERSONAL SERVICE191	.000981	.001744	.001976	.004703	.002674	.001975	.001577	.003589
RENT EX. R. ESTATE192	.000812	.001046	.000467	.001940	.000432	.000691	.000706	.001404
OFFICE SUPPLIES 193	.002773	.003112	.002252	.004126	.002267	.002072	.002769	.001441
ADVERTISING 194	.010923	.030104	.003251	.011373	.022214	.011249	.010960	.001089
TRAVEL&ENTERTAIN195	.006899	.014354	.014128	.025717	.012634	.004226	.011208	.002268
CAFETERIA SUPPL.196	.001015	.000859	.000340	.000278	.000183	.000041	.000378	.000503
OPERATING SUPPL.197	.022049	.024385	.020990	.044091	.024272	.019915	.012383	.045591

TABLE 14 INDUSTRY INPUT AND FINAL EXPENDITURE COEFFICIENTS - AGGREGATION L (SEE CHAPTER 4)

INDUSTRY(COLUMNS)	CARPET RUG, MAT 41	LINOL. & COATED FAB. 42	TEXTILE BAG & CANVAS 43	OTH.TEXTILE IND. 44	HOSIERY MILLS 45	OTHER KNITTING 46	CLOTHING IND. 47	SAWMILLS 48
NON-COMP.IMPORTS198	.000000	.001637	.000000	.012623	.000013	.000615	.000000	.000000
BAL.PAYMENT ADJ.199	.000000	.000000	.000000	.000000	.000000	.000000	.000000	.000000
COMMODITY TAXES 200	.000271	.000510	.000680	.000438	.000144	.001077	.000244	.001384
SUBSIDIES 201	.000000	.000000	.000000	.000000	.000000	.000000	.000000	.000000
INDIR.TX&GOV.SER 202	.009401	.017681	.005205	.008123	.005400	.006815	.003156	.005975
WAGES & SALARIES203	.222489	.295887	.178546	.281046	.329008	.270374	.323572	.276835
NET-INC.UNINCORP204	.000000	.000188	.011196	.008663	.003984	.004613	.010031	.011543
SURPLUS 205	.073487	.048241	.049098	.055089	.055595	.042647	.034344	.061889
SUB TOT(198-205)206	.305648	.364144	.244726	.365983	.394144	.326140	.371346	.357626
TOTAL INPUTS 207	1.000000	1.000000	1.000000	1.000000	1.000000	1.000000	1.000000	1.000000

TABLE 14 INDUSTRY INPUT AND FINAL EXPENDITURE COEFFICIENTS - AGGREGATION L (SEE CHAPTER 4)

INDUSTRY(COLUMNS)	VENEER & PLYWOOD	SASH,DOOR & PLANING	OTHER WOOD IND.	HOUSHOLD OTH.FURNITURE FURNITURE	PULP&PAPER MILLS	ASPHALT ROOFING	PAPER BOX & BAG MFG.
-------------------	---------------------	------------------------	--------------------	-------------------------------------	---------------------	--------------------	-------------------------

TABLE 14 INDUSTRY INPUT AND FINAL EXPENDITURE COEFFICIENTS - AGGREGATION L (SEE CHAPTER 4)

INDUSTRY (COLUMNS)	VENEER & PLYWOOD 49	SASH&COR & PLANING 50	OTHER WOOD IND. 51	HOUSEHOLD FURNITURE 52	OTH. FURNITURE IND. 53	PULP&PAPER MILLS 54	ASPHALT ROOFING 55	PAPER BOX & BAG MFG. 56
LIVE ANIMALS 1	.000000	.000000	.000000	.000000	.000000	.000000	.000000	.000000
GRAIN 2	.000000	.000000	.000000	.000000	.000000	.000000	.000000	.000000
FRUITS,NUTS & VEG. 3	.000000	.000000	.000000	.000000	.000000	.000000	.000000	.000000
MILK UNPROCESSED 4	.000000	.000000	.000000	.000000	.000000	.000000	.000000	.000000
EGGS IN THE SHELL 5	.000000	.000000	.000000	.000000	.000000	.000000	.000000	.000000
TOBACCO 6	.000000	.000000	.000000	.000000	.000000	.000000	.000000	.000000
OIL SEEDS 7	.000267	.000000	.000000	.000000	.000000	.000000	.000000	.000000
AGR. PROD. NES 8	.000000	.000000	.000424	.000000	.000000	.000092	.000000	.000000
FOREST PRODUCTS 9	.328122	.009444	.088800	.001273	.002843	.208709	.000285	.000000
FISH LANDINGS 10	.000000	.000000	.000000	.000000	.000000	.000000	.000000	.000000
FUR SKIN EX.RANCH 11	.000000	.000000	.000000	.000000	.000000	.000000	.000000	.000000
IRON ORE 12	.000000	.000000	.000000	.000000	.000000	.000000	.000000	.000000
METAL ORES NES 13	.000000	.000000	.000000	.000000	.000000	.000079	.000000	.000000
RADIOACTIVE ORES 14	.000000	.000000	.000000	.000000	.000000	.000000	.000000	.000000
GOLD ORES 15	.000000	.000000	.000000	.000000	.000000	.000000	.000000	.000000
COAL 16	.000233	.000343	.001673	.001254	.000981	.011483	.000176	.000560
CRUDE MINERAL OIL 17	.000000	.000000	.000000	.000000	.000000	.000000	.000000	.000000
NATURAL GAS 18	.000151	.000051	.000206	.000082	.000132	.000955	.000593	.000063
PROD.REL.TO MINES 19	.000000	.000000	.000000	.000000	.000000	.004147	.000000	.000000
ASBESTOS, FIBRES 20	.000000	.000000	.000000	.000000	.000000	.000000	.010518	.000000
CLAY & GYPSUM 21	.000000	.000000	.000000	.000000	.000000	.001292	.000000	.000000
SALT 22	.000000	.000000	.000000	.000000	.000000	.000242	.000000	.000000
CRUDE MINERAL NES 23	.000000	.000000	.000000	.000000	.000000	.003157	.017742	.000000
MEAT 24	.000000	.000000	.000000	.000000	.000000	.000000	.000000	.000000
HIDES & SKINS 25	.000000	.000000	.000000	.000000	.000000	.000000	.000000	.000000
ANIMAL FATS&OILS 26	.000000	.000000	.000000	.000000	.000000	.000000	.000000	.000000
MEAT BY-PROD.NES 27	.000000	.000000	.000000	.000000	.000000	.000000	.000000	.000000
POULTRY 28	.000000	.000000	.000000	.000000	.000000	.000000	.000000	.000000
MILK PROCESSED 29	.000000	.000000	.000000	.000000	.000000	.000000	.000000	.000000
BUTTER 30	.000000	.000000	.000000	.000000	.000000	.000000	.000000	.000000
CHEESE EX.PROCESS 31	.000000	.000000	.000000	.000000	.000000	.000000	.000000	.000000
DAIRY PROD. NES 32	.000055	.000000	.000000	.000000	.000000	.000000	.000000	.000000
PROCESS CHEESE 33	.000000	.000000	.000000	.000000	.000000	.000000	.000000	.000000
FISH PRODUCTS 34	.000000	.000000	.000000	.000000	.000000	.000000	.000000	.000000
FRUIT&VEG.CANNED 35	.000000	.000000	.000000	.000000	.000000	.000000	.000000	.000000
FEEDS & CONC. 36	.000000	.000000	.000000	.000000	.000000	.000000	.000000	.000000
FLOUR MILL PROD. 37	.000000	.000000	.000000	.000000	.000000	.000033	.000000	.000000
CEREAL PROD. 38	.000000	.000000	.000000	.000000	.000000	.000000	.000000	.000000
BISCUITS, 39	.000000	.000000	.000000	.000000	.000000	.000000	.000000	.000000
BAKERY PRODUCTS 40	.000000	.000000	.000000	.000000	.000000	.000000	.000000	.000000
CONFECTIONERY 41	.000000	.000000	.000000	.000000	.000000	.000000	.000000	.000000
SUGAR&MOLASSES 42	.000000	.000000	.000000	.000000	.000000	.000000	.000000	.000000
VEG.OIL & FATS 43	.000651	.000000	.000000	.000000	.000000	.000313	.000132	.000000
TEA & COFFEE 44	.000000	.000000	.000000	.000000	.000000	.000000	.000000	.000000
MISC.FOOD PROD. 45	.000000	.000000	.000000	.000000	.000000	.002552	.000263	.000000
SOFT DRINKS&CONC. 46	.000000	.000000	.000000	.000000	.000000	.000000	.000000	.000000
DISTILLERY PROD. 47	.000000	.000000	.000000	.000675	.000698	.000000	.000000	.000000
BREWERY & WINERY 48	.000000	.000000	.000000	.000000	.000000	.000000	.000000	.000000
TOBACCO PROCESSED 49	.000000	.000000	.000000	.000000	.000000	.000000	.000000	.000000
TOBACCO PRODUCTS 50	.000000	.000000	.000000	.000000	.000000	.000000	.000000	.000000

TABLE 14 INDUSTRY INPUT AND FINAL EXPENDITURE COEFFICIENTS - AGGREGATION L (SEE CHAPTER 4)

INDUSTRY(COLUMNS) COMMODITY(ROWS)	VENEER & PLYWOOD 49	SASH&DOOR &PLANING 50	OTHER WOOD IND. 51	HOUSEHLD OTH.FURNITURE FURNITURE 52	HOUSEHLD OTH.FURNITURE IND. 53	PULP&PAPER MILLS 54	ASPHALT ROOFING 55	PAPER BOX & BAG MFG. 56
FOOTWEAR RUBBER 51	.000000	.000000	.000000	.000000	.000000	.000000	.000000	.000000
TIRES & TUBES 52	.000000	.000000	.000000	.000000	.000000	.000000	.000000	.000000
RUBBER PROD. NES 53	.000000	.000034	.000000	.024471	.012632	.000000	.000000	.000832
LEATHER 54	.000000	.000000	.000000	.001621	.001497	.000000	.000000	.000000
FOOTWEAR LEATHER 55	.000000	.000000	.000000	.000000	.000000	.000000	.000000	.000000
LEATHER PROD.NES 56	.000000	.000000	.000000	.000000	.000000	.000000	.000000	.000000
COTTON FIBRE&YARN57	.000000	.000000	.000000	.000000	.000000	.000000	.000000	.000000
COTTON FABRICS 58	.000000	.000000	.002086	.014288	.022458	.000000	.000373	.000376
WOOL YARN&FABRIC 59	.000000	.000000	.002422	.002065	.004014	.007769	.000000	.000000
SYNTH.FIBRE&YARN 60	.000000	.000000	.000000	.000000	.000000	.000000	.000000	.000000
SYNTH. FABRICS 61	.000000	.000000	.005572	.034953	.036782	.000548	.000000	.000000
CARPETING 62	.000000	.000000	.000000	.000000	.000000	.000000	.000000	.000000
LINOL&COATED FABR63	.000000	.000000	.000000	.022416	.019665	.000000	.000417	.001116
CANVAS PRODUCTS 64	.000000	.000000	.000000	.000000	.000000	.000000	.000000	.000000
TXILE CONTAINERS65	.000000	.000000	.000087	.000010	.000057	.000000	.000000	.000112
FELTS 66	.000000	.000000	.000000	.000000	.000000	.000000	.002898	.000000
CORDAGE &TWINE 67	.000000	.000000	.000000	.000106	.000088	.000015	.000000	.001220
OTHER FABRICS 68	.000000	.000000	.000521	.003386	.003152	.000046	.000000	.001409
TEXTILE PROD.NES 69	.000000	.000000	.000000	.007308	.018501	.000000	.000000	.001536
HOSIERY 70	.000000	.000000	.000000	.000000	.000000	.000000	.000000	.000000
KNITTED FABRICS 71	.000000	.000000	.000000	.000000	.000000	.000000	.000000	.000000
KNITTED CLOTHING 72	.000000	.000000	.000000	.000000	.000000	.000000	.000000	.000000
FUR CLOTHING 73	.000000	.000000	.000000	.000000	.000000	.000000	.000000	.000000
CLOTHING NES 74	.000000	.000000	.000000	.000000	.000000	.000000	.000000	.000000
PULP CHIPS&WASTE 75	.001974	.000000	.000782	.000068	.000025	.021591	.000725	.000072
LUMBER,SAWN PROD.76	.004037	.295356	.115510	.064552	.033662	.003505	.000000	.003987
VENEER&PLYWOOD 77	.040675	.053346	.013458	.028432	.019193	.000000	.000000	.000672
MILLWORK (WOOD) 78	.002796	.000788	.001684	.001814	.000327	.000000	.000000	.000000
WOODEN CONTAINERS79	.001151	.000000	.000043	.000347	.000692	.000543	.000220	.000014
WOOD PROD.NES 80	.006805	.000000	.038170	.007819	.004328	.000024	.000000	.000000
HOUSE FURNITURE 81	.000000	.000000	.000000	.031167	.012229	.000000	.000000	.000000
FURNITURE OTHER 82	.000000	.000000	.000000	.000434	.006228	.000000	.000000	.000000
PULP 83	.000000	.000000	.000000	.000000	.000000	.031580	.000198	.000519
PAPER STOCK 84	.001268	.000863	.000988	.003111	.002799	.005167	.019520	.002310
AD PULP & PAPER 85	.000459	.000743	.000000	.005441	.001831	.010212	.010750	.005393
PAPER BLDG. PROD.86	.000000	.001680	.000000	.000000	.000000	.000103	.000000	.000000
PAPER CARTONS 87	.001617	.000668	.003194	.013237	.011279	.002432	.011089	.005657
CONVERTED PAPER 88	.000754	.000000	.005898	.000280	.000459	.001156	.001098	.003433
PRINTED MATTER 89	.000000	.000000	.000000	.000000	.000937	.000000	.000000	.000000
PRINT.&PUBLISHING90	.000000	.000000	.000000	.000000	.000000	.000000	.000000	.015398
PIG IRON, STEEL 91	.000000	.000000	.000000	.000000	.000000	.000000	.000000	.000000
BAR&RODS,STEEL 92	.000000	.000000	.000000	.000000	.000226	.000000	.000000	.000000
PLATE,SHEET,STRIP93	.000000	.000000	.000695	.003348	.028610	.000000	.000000	.000967
STRUCTURAL&RAILS 94	.000000	.000000	.000000	.000048	.000000	.000000	.000000	.000000
STEEL CASTINGS 95	.000000	.000000	.000000	.000000	.000000	.000000	.000000	.000000
GRAPHITE, CARBON 96	.000000	.000000	.002314	.000000	.000000	.000045	.023561	.000000
PIPES & TUBES 97	.000000	.000000	.000000	.005369	.017218	.000000	.000000	.000000
IRON CASTINGS 98	.000000	.000000	.000000	.000434	.004548	.000000	.000000	.000000
MET.PRIMARY FORM 99	.000137	.000000	.000000	.002692	.000038	.000240	.000000	.000000
ALUMINUM ROLLED 100	.000000	.000680	.000456	.001187	.001258	.000000	.000417	.001300

TABLE 15 INDUSTRY INPUT AND FINAL EXPENDITURE COEFFICIENTS - AGGREGATION L (SEE CHAPTER 4)

INDUSTRY(COLUMNS)	VENEER & PLYWOOD	SASH&DOOR &PLANING	OTHER WOOD IND.	HOUSEHLD OTH.FURNITURE FURNITURE	HOUSEHLD OTH.FURNITURE IND.	PULP&PAPER MILLS	ASPHALT ROOFING	PAPER BOX & BAG MFG.
-------------------	---------------------	-----------------------	--------------------	-------------------------------------	--------------------------------	---------------------	--------------------	-------------------------

PIPES & TUBES 97	.000000	.000000	.000000	.000000	.005369	.017218	.000000	.000000	.000000
IRON CASTINGS 98	.000000	.000000	.000000	.000000	.000434	.004548	.000000	.000000	.000000
MET.PRIMARY FORM 99	.000137	.000000	.000000	.000000	.002692	.000038	.000240	.000000	.000000
ALUMINUM ROLLED 100	.000000	.000680	.000456	.001187	.001258	.000000	.000017	.001300	

TABLE 14 INDUSTRY INPUT AND FINAL EXPENDITURE COEFFICIENTS - AGGREGATION L (SEE CHAPTER 4)

INDUSTRY (COLUMNS) COMMODITY (ROWS)	49	50	51	52	53	54	55	56
COPPER ROLLED 101	.000000	.000000	.000000	.000000	.000000	.000000	.000000	.000000
NON-FERROUS MET.102	.000000	.000000	.000000	.000000	.000000	.000000	.000000	.000000
PLATE, TANK, BOIL.103	.000000	.000000	.000000	.000000	.000000	.000000	.000000	.000000
BASIC STEEL PROD104	.000000	.002800	.006452	.000000	.000629	.000011	.000000	.000000
ARCH. METAL PROD105	.000000	.000091	.000000	.000000	.000000	.000000	.000000	.000000
METAL CONTAINERS106	.000000	.000000	.000337	.000010	.000006	.000036	.009925	.000000
BASIC METAL PROD107	.000000	.017369	.003986	.004766	.004146	.000000	.000307	.000290
METAL HOUSEWARE 108	.000000	.000000	.000000	.000000	.000000	.000000	.000000	.000000
WIRE&WIRE PROD. 109	.000089	.001691	.012198	.034138	.056177	.008059	.000681	.000990
HARDWARE NES 110	.000000	.004771	.013741	.013671	.017998	.000000	.000000	.000000
TOOLS&CUTTING EQ111	.000000	.000000	.000000	.000000	.000000	.000000	.000000	.000000
HEATING EQ. 112	.000000	.000000	.000000	.000000	.000000	.000000	.000000	.000000
FORG.&PLUMB.EQ. 113	.000000	.000000	.000000	.000082	.000000	.000000	.000000	.000000
MISC.METAL FAB. 114	.000000	.000000	.000000	.000000	.000000	.000000	.000000	.000000
AGR.IMPLEMENTS 115	.000000	.000000	.000000	.000000	.000000	.000000	.000000	.000000
INDUSTRIAL MACH.116	.000000	.000000	.000272	.000000	.000000	.000000	.000000	.000000
REFRIG.&AIR CON.117	.000000	.000000	.000000	.000000	.000000	.000000	.000000	.000000
OFFICE&STORE MCH118	.000144	.000069	.000239	.000087	.000333	.000525	.001208	.000224
AIRCRAFT & PARTS119	.000000	.000000	.000000	.000000	.000000	.000000	.000000	.000000
AIRCRAFT REPAIR 120	.000000	.000000	.000000	.000000	.000000	.000000	.000000	.000000
PASSENGER CARS 121	.000000	.000000	.000000	.000000	.000000	.000000	.000000	.000000
COM. VEHICLES 122	.000000	.000000	.000000	.000000	.000000	.000000	.000000	.000000
COM. TRAILERS 123	.000000	.000000	.000000	.000000	.000000	.000000	.000000	.000000
VEH. BODY,TRAIL.124	.000000	.000000	.000000	.000000	.000000	.000000	.000000	.000000
MOTOR VEH. PARTS125	.000000	.000000	.000000	.000000	.000000	.000000	.000000	.000000
RLY.ROLL. STOCK 126	.000000	.000000	.000000	.000000	.000000	.000000	.000000	.000000
SHIPS & BOATS 127	.000000	.000000	.000000	.000000	.000000	.000000	.000000	.000000
OTHER VEHICLES 128	.000000	.000000	.000000	.000000	.000000	.000000	.000000	.000000
SHIP REPAIR 129	.000000	.000000	.000000	.000000	.000000	.000000	.000000	.000000
SMALL APPLIANCES130	.000000	.000000	.000000	.000000	.000038	.000000	.000000	.000000
REFRIG.& FREEZER131	.000000	.000000	.000000	.000000	.000000	.000000	.000000	.000000
STOVES & RANGES 132	.000000	.000000	.000000	.000000	.000000	.000000	.000000	.000000
OTHER APPLIANCES133	.000000	.000000	.000000	.000000	.000000	.000000	.000000	.000000
COMMUNICATION EQ134	.000000	.000000	.000000	.000000	.000044	.000000	.000000	.000000
ELEC.WIRE,CABLE 135	.000000	.000000	.000000	.000000	.000107	.000000	.000000	.000000
ELEC. IND. EQ. 136	.000000	.000000	.000000	.000000	.000000	.000000	.000000	.000000
RADIO & T.V.EQ. 137	.000000	.000000	.000000	.000000	.000000	.000000	.000000	.000000
BATTERIES 138	.000000	.000000	.000000	.000000	.000000	.000000	.000000	.000000
LIGHT BULBS 139	.000000	.000000	.000000	.000000	.011047	.000000	.000000	.000000
OTHER ELEC. EQ 140	.000000	.000000	.000000	.000000	.000088	.000000	.000000	.000000
CEMENT 141	.000000	.000000	.000000	.000000	.000000	.000000	.000000	.000000
LIME 142	.000000	.000000	.000000	.000000	.000000	.001105	.000000	.000000
PLASTER & GYPSUM143	.000000	.000126	.000000	.000000	.000000	.000000	.000000	.000000
CONCRETE PROD. 144	.000000	.000000	.000000	.000000	.000000	.000000	.000000	.000000
CLAY PRODUCTS 145	.000000	.000000	.000000	.000000	.000000	.000000	.000000	.000000
REFRACTORIES 146	.000000	.000000	.000000	.000000	.000000	.000215	.000000	.000000
STONE PRODUCTS 147	.000000	.000029	.000119	.000000	.000000	.000000	.064731	.000000
GLASS&GLASS PROD148	.000000	.021254	.000282	.000350	.004599	.000000	.001691	.000000
MIN. WOOL&INSUL.149	.000000	.000000	.000000	.000000	.000000	.000000	.000000	.000000
ASBESTOS PROD. 150	.000000	.000000	.000000	.000000	.000000	.000000	.001076	.000000

TABLE 14 INDUSTRY INPUT AND FINAL EXPENDITURE COEFFICIENTS - AGGREGATION L (SEE CHAPTER 4)

INDUSTRY (COLUMNS)	VENEER & PLYWOOD 49	SASH&DOOR & PLANING 50	OTHER WOOD IND. 51	HOUSEHOLD FURNITURE 52	OTH. FURNITURE IND. 53	PULP&PAPER MILLS 54	ASPHALT ROOFING 55	PAPER BOX & BAG MFG. 56
OTH. MINERAL PROD	.000110	.000491	.001727	.001876	.002045	.000345	.003030	.000000
GASOLINE 152	.000583	.001680	.000934	.000487	.000824	.000112	.000351	.000264
FUEL OIL 153	.000596	.001120	.001401	.000772	.001290	.0009316	.004831	.001226
LUB. OIL & GREASE 154	.000425	.000337	.000282	.000145	.000182	.000645	.000417	.000290
OTH. PETROL. PROD. 155	.000480	.000074	.0030610	.000024	.000057	.000399	.066883	.003039
EXPLOSIVES & AMMUN 156	.000000	.000000	.000000	.000000	.000000	.000000	.000000	.000000
FERTILIZERS 157	.000000	.000000	.000000	.000000	.000000	.000000	.000000	.000000
PLASTIC, SYN. RESIN 158	.045151	.000657	.005605	.000116	.000063	.000812	.037460	.013424
PHARM & MEDICINES 159	.000000	.000000	.000000	.000000	.000000	.000000	.000000	.000000
PAINTS & VARNISHES 160	.003317	.002880	.008082	.013811	.011336	.000128	.000351	.000055
SOAPS & CLEANERS 161	.000000	.000000	.000000	.000000	.000000	.000000	.000000	.000000
VEG. OILS & REF. GLY 162	.000000	.000000	.000000	.000000	.000000	.000033	.000000	.000000
TOILET & COSMETICS 163	.000000	.000000	.000000	.000000	.000000	.000000	.000000	.000000
PIGMENT, DYE & INK 164	.000644	.000000	.000000	.000000	.000000	.001872	.013350	.014015
INORGANIC CHEM. 165	.000411	.000000	.000000	.000000	.000000	.022080	.000242	.000459
ORGANIC CHEM. 166	.000000	.000000	.000000	.000000	.000000	.000028	.000593	.000000
IND. CHEM. PROD. 167	.004516	.004308	.003172	.004317	.001592	.004475	.014690	.010924
HOUSEHOLD CHEM. 168	.000000	.001068	.000000	.002118	.000906	.000000	.000000	.000000
SCIENCE & LAB. EQ. 169	.000000	.000000	.000000	.000000	.000000	.000000	.000000	.000000
JEWELLERY 170	.000000	.000000	.000000	.000000	.000000	.000000	.000000	.000000
PLASTIC FAB. PROD 171	.000877	.005262	.000152	.031432	.020967	.000048	.000000	.026437
SPORT GOODS & TOYS 172	.000000	.000000	.000000	.000000	.000000	.000000	.000000	.000000
FUR DRESSING & DYE 173	.000000	.000000	.000000	.000000	.000000	.000000	.000000	.000000
SIGNS & DISPLAYS 174	.000000	.000000	.000000	.000000	.000000	.000000	.000000	.000000
NOTIONS 175	.000000	.000000	.000000	.000000	.000000	.000000	.000000	.000000
WRITING EQ. 176	.000000	.000000	.000000	.000000	.000000	.000000	.000000	.000000
END PROD. NES 177	.000000	.000000	.000000	.001307	.000000	.000053	.000000	.000000
CONSTRUCTION 178	.005592	.003759	.003487	.003029	.002340	.004216	.009661	.002887
WH. & RETAIL TRADE 179	.034500	.062522	.048707	.051764	.049345	.011957	.021826	.018570
TRANSP. & STORAGE 180	.028305	.063751	.047251	.024529	.018759	.034164	.042291	.036224
BROADCASTING 181	.000000	.000000	.000000	.000000	.000000	.000000	.000000	.000000
TELEPHONE & TELEG. 182	.002666	.007250	.005214	.004370	.004460	.001664	.007005	.004954
POSTAL SERVICE 183	.000288	.000777	.000380	.001442	.001220	.000237	.000834	.000511
ELECTRIC POWER 184	.012131	.007096	.008484	.005494	.004756	.036675	.005841	.003275
OTHER UTILITIES 185	.003858	.000349	.001662	.000589	.001554	.004622	.002393	.001139
REAL ESTATE RENT 186	.001124	.009536	.011873	.010405	.015123	.001306	.006478	.010071
FINANCE & INSUR. 187	.010931	.009719	.011156	.005383	.006561	.005485	.012187	.004021
HEALTH & EDUCATION 188	.000000	.000000	.000000	.000000	.000000	.000000	.000000	.000000
BUSINESS SERVICE 189	.001912	.002737	.001130	.005634	.004466	.003375	.002942	.002500
ACCOMMOD. & MEALS 190	.000000	.000000	.000000	.000000	.000000	.000000	.000000	.000000
PERSONAL SERVICE 191	.004126	.001280	.002020	.002740	.003322	.004292	.002262	.002316
RENT EX. R. ESTATE 192	.001097	.001308	.000434	.000323	.001560	.000739	.000790	.002583
OFFICE SUPPLIES 193	.002063	.002720	.002422	.002851	.002969	.001299	.003052	.002701
ADVERTISING 194	.005421	.004445	.005344	.015866	.013343	.002741	.017434	.001131
TRAVEL & ENTERTAIN 195	.008944	.008862	.009352	.008340	.010814	.003110	.011901	.008315
CAFETERIA SUPPL. 196	.000528	.000206	.000641	.000260	.000371	.000262	.000351	.000296
OPERATING SUPPL. 197	.048824	.021483	.027373	.023912	.012839	.042528	.027974	.022229

TABLE 14 INDUSTRY INPUT AND FINAL EXPENDITURE COEFFICIENTS - AGGREGATION L (SEE CHAPTER 4)

INDUSTRY (COLUMNS)	VENEER & PLYWOOD	SASH&DOOR & PLANING	OTHER WOOD IND.	HOUSEHOLD FURNITURE	OTH. FURNITURE IND.	PULP&PAPER MILLS	ASPHALT ROOFING	PAPER BOX & BAG MFG.
--------------------	------------------	---------------------	-----------------	---------------------	---------------------	------------------	-----------------	----------------------

TRAVEL&ENTERTAIN195	.008944	.005862	.009352	.015888	.015345	.002741	.017434	.001131
CAFETERIA SUPPL.196	.000528	.000206	.000641	.008340	.010814	.003110	.011901	.008315
OPERATING SUPPL.197	.048824	.021483	.027373	.000260	.000371	.000262	.000351	.000296
				.023912	.012839	.042528	.027974	.022229

TABLE 14 INDUSTRY INPUT AND FINAL EXPENDITURE COEFFICIENTS - AGGREGATION L (SEE CHAPTER 4)

INDUSTRY(COLUMNS)	veneER & PLYWOOD 49	SASH&DOOR &PLANING 50	OTHER WOOD IND. 51	HOUSEHLD OTH.FURNITURE FURNITURE 52	OTH.FURNITURE IND. 53	PULP&PAPER MILLS 54	ASPHALT ROOFING 55	PAPER BOX & BAG MFG. 56
COMMODITY(ROWS)								
NON-COMP. IMPORTS198	.000000	.000000	.000000	.000000	.000000	.000000	.000000	.000000
BAL. PAYMENT ADJ.199	.000000	.000000	.000000	.000000	.000000	.000000	.000000	.000000
COMMODITY TAXES 200	.000637	.001783	.001021	.000531	.001516	.000447	.000527	.000617
SUBSIDIES 201	.000000	.000000	.000000	.000000	.000000	.000000	.000000	.000000
INDIR. TX&GOV. SER202	.004181	.006930	.007821	.006797	.010040	.013382	.009464	.008065
WAGES & SALARIES203	.309193	.276045	.321363	.334777	.326403	.225336	.199662	.231231
NET-INC. UNINCORP204	.000089	.019226	.012079	.026907	.008524	.000003	.000000	.001226
SURPLUS 205	.065094	.061145	.096208	.062859	.095852	.233834	.199332	.066558
SUB TOT(198-205)206	.379194	.365129	.438492	.431871	.442336	.473002	.408985	.307697
TOTAL INPUTS 207	1.000000	1.000000	1.000000	1.000000	1.000000	1.000000	1.000000	1.000000

TABLE 14 INDUSTRY INPUT AND FINAL EXPENDITURE COEFFICIENTS - AGGREGATION L (SEE CHAPTER 4)

INDUSTRY (COLUMNS)	AC PAPER CONVERTERS 57	PRINT., PUBLISHING 58	IRON & STEEL MILLS 59	STEEL PIPE & TUBE MILLS 60	IRON FOUNDRIES 61	SMELTING & REFINING 62	ALUM. ROLL., CAST. 63	COPPER ROLL., CAST. 64
LIVE ANIMALS 1	.000000	.000000	.000000	.000000	.000000	.000000	.000000	.000000
GRAIN 2	.000000	.000000	.000000	.000000	.000000	.000000	.000000	.000000
FRUITS, NUTS & VEG. 3	.000000	.000000	.000000	.000000	.000000	.000000	.000000	.000000
MILK UNPROCESSED 4	.000000	.000000	.000000	.000000	.000000	.000000	.000000	.000000
EGGS IN THE SHELL 5	.000000	.000000	.000000	.000000	.000000	.000000	.000000	.000000
TOBACCO 6	.000000	.000000	.000000	.000000	.000000	.000000	.000000	.000000
OIL SEEDS 7	.000000	.000000	.000000	.000000	.000000	.000000	.000000	.000000
AGR. PROD. NES 8	.000203	.000000	.000000	.000000	.000000	.000000	.000000	.000000
FOREST PRODUCTS 9	.000000	.000002	.000263	.000000	.000074	.000032	.000000	.000000
FISH LANDINGS 10	.000000	.000000	.000000	.000000	.000000	.000000	.000000	.000000
FUR SKIN EX. RANCH 11	.000000	.000000	.000000	.000000	.000000	.000000	.000000	.000000
IRON ORE 12	.000000	.000000	.111686	.000000	.000000	.000000	.000000	.000000
METAL ORES NES 13	.000000	.000000	.004817	.000000	.000000	.426273	.000000	.000000
RADIOACTIVE ORES 14	.000000	.000000	.000000	.000000	.000000	.048750	.000000	.000000
GOLD ORES 15	.000000	.000000	.000000	.000000	.000000	.000128	.000000	.000000
COAL 16	.000470	.000240	.057917	.000145	.003872	.007277	.000416	.000580
CRUDE MINERAL OIL 17	.000000	.000000	.000000	.000000	.000000	.000000	.000000	.000000
NATURAL GAS 18	.000069	.000081	.000609	.000434	.000305	.000369	.000319	.000360
PROD. REL. TO MINES 19	.000000	.000000	.000055	.000000	.000000	.000439	.000000	.000000
ASBESTOS, FIBRES 20	.000273	.000000	.000000	.000000	.000000	.000000	.000000	.000000
CLAY & GYPSUM 21	.001983	.000000	.001765	.000000	.001368	.000004	.000000	.000000
SALT 22	.000000	.000000	.000000	.000000	.000000	.000393	.000000	.000000
CRUDE MINERAL NES 23	.000000	.000000	.004116	.000000	.006071	.001820	.000027	.000123
MEAT 24	.000000	.000000	.000000	.000000	.000000	.000000	.000000	.000000
HIDES & SKINS 25	.000000	.000000	.000000	.000000	.000000	.000000	.000000	.000000
ANIMAL FATS & OILS 26	.000000	.000000	.000000	.000000	.000000	.000000	.000000	.000000
MEAT BY-PROD. NES 27	.000000	.000000	.000000	.000000	.000000	.000000	.000000	.000000
POULTRY 28	.000000	.000000	.000000	.000000	.000000	.000000	.000000	.000000
MILK PROCESSED 29	.000000	.000000	.000000	.000000	.000000	.000000	.000000	.000000
BUTTER 30	.000000	.000000	.000000	.000000	.000000	.000000	.000000	.000000
CHEESE EX. PROCESS 31	.000000	.000000	.000000	.000000	.000000	.000000	.000000	.000000
DAIRY PROD. NES 32	.000871	.000000	.000000	.000000	.000000	.000000	.000000	.000000
PROCESS CHEESE 33	.000000	.000000	.000000	.000000	.000000	.000000	.000000	.000000
FISH PRODUCTS 34	.000000	.000000	.000000	.000000	.000000	.000000	.000000	.000000
FRUIT & VEG. CANNED 35	.000000	.000000	.000000	.000000	.000000	.000000	.000000	.000000
FEEDS & CONC. 36	.000000	.000000	.000000	.000000	.000000	.000000	.000000	.000000
FLOUR MILL PROD. 37	.000000	.000000	.000000	.000000	.000158	.000022	.000000	.000000
CEREAL PROD. 38	.000000	.000000	.000000	.000000	.000000	.000000	.000000	.000000
BISCUITS, 39	.000000	.000000	.000000	.000000	.000000	.000000	.000000	.000000
BAKERY PRODUCTS 40	.000000	.000000	.000000	.000000	.000000	.000000	.000000	.000000
CONFECTIONERY 41	.000000	.000000	.000000	.000000	.000000	.000000	.000000	.000000
SUGAR & MOLASSES 42	.000000	.000000	.000000	.000000	.000000	.000000	.000000	.000000
VEG. OIL & FATS 43	.000000	.000000	.001117	.000000	.000000	.000000	.000947	.000441
TEA & COFFEE 44	.000000	.000000	.000000	.000000	.000000	.000000	.000000	.000000
MISC. FOOD PROD. 45	.000000	.000000	.000000	.000000	.000000	.000000	.000000	.000000
SOFT DRINKS & CONC. 46	.000000	.000000	.000000	.000000	.000000	.000000	.000000	.000000
DISTILLERY PROD. 47	.000000	.000000	.000000	.000000	.000000	.000000	.000000	.000000
BREWERY & WINERY 48	.000000	.000000	.000000	.000000	.000000	.000000	.000000	.000000
TOBACCO PROCESSED 49	.000000	.000000	.000000	.000000	.000000	.000000	.000000	.000000
TOBACCO PRODUCTS 50	.000000	.000000	.000000	.000000	.000000	.000000	.000000	.000000

TABLE 14 INDUSTRY INPUT AND FINAL EXPENDITURE COEFFICIENTS - AGGREGATION L (SEE CHAPTER 4)

INDUSTRY (COLUMNS)	AC PAPER CONVERTERS	PRINT., PUBLISHING	IRON & STEEL MILLS & TUBE MILLS	STEEL PIPE & TUBE MILLS	IRON FOUNDRIES	SMELTING & REFINING	ALUM. ROLL., CAST.	COPPER ROLL., CAST.
--------------------	---------------------	--------------------	---------------------------------	-------------------------	----------------	---------------------	--------------------	---------------------

BREWERY & WINERY 48	.000000	.000000	.000000	.000000	.000000	.000000	.000000	.000000	.000000
TOBACCO PROCESSED 49	.000000	.000000	.000000	.000000	.000000	.000000	.000000	.000000	.000000
TOBACCO PRODUCTS 50	.000000	.000000	.000000	.000000	.000000	.000000	.000000	.000000	.000000

TABLE 14 INDUSTRY INPUT AND FINAL EXPENDITURE COEFFICIENTS - AGGREGATION L (SEE CHAPTER 4)

INDUSTRY (COLUMNS) COMMODITY (ROWS)	AO PAPER CONVERTERS 57	PRINT., PUBLISHING 58	IRON & STEEL MILLS 59	STEEL PIPE & TUBE MILLS 60	IRON FOUNDRIES 61	SMELTING & REFINING 62	ALUM. ROLL., CAST. 63	CUPPER ROLL. CAST. 64
FOOTWEAR RUBBER 51	.000000	.000000	.000000	.000000	.000000	.000000	.000000	.000000
TIRES & TUBES 52	.000000	.000000	.000000	.000000	.000000	.000000	.000000	.000000
RUBBER PROD. NES 53	.000000	.000151	.000000	.002878	.003051	.000000	.000124	.000000
LEATHER 54	.000000	.000000	.000000	.000000	.000000	.000000	.000000	.000000
FOOTWEAR LEATHER 55	.000000	.000000	.000000	.000000	.000000	.000000	.000000	.000000
LEATHER PROD. NES 56	.000000	.000000	.000000	.000000	.000000	.000000	.000000	.000000
COTTON FIBRE&YARN 57	.000000	.000000	.000000	.000000	.000000	.000000	.000000	.000000
COTTON FABRICS 58	.003651	.001229	.000000	.000000	.000000	.000162	.000000	.000000
WOOL YARN&FABRIC 59	.000000	.000000	.000000	.000000	.000000	.000000	.000000	.000000
SYNTH. FIBRE&YARN 60	.002817	.000000	.000000	.000000	.000000	.000000	.000000	.000000
SYNTH. FABRICS 61	.000000	.003010	.000000	.000000	.000000	.000000	.000000	.000000
CARPETING 62	.000000	.000000	.000000	.000000	.000000	.000000	.000000	.000000
LINCL&COATED FABR 63	.000535	.000913	.000000	.000000	.000000	.000000	.000000	.000000
CANVAS PRODUCTS 64	.000000	.000000	.000000	.000000	.000000	.000000	.000000	.000000
TEXTILE CONTAINERS 65	.000011	.000002	.000005	.000000	.000000	.000000	.000062	.000008
FELTS 66	.000476	.000000	.000000	.000000	.000000	.000000	.000000	.000000
CORDAGE & TWINE 67	.000112	.000063	.000033	.000145	.000000	.000000	.000000	.000000
OTHER FABRICS 68	.000000	.000005	.000000	.000000	.000000	.000000	.000000	.000000
TEXTILE PROD. NES 69	.001048	.000154	.000000	.000000	.000000	.000000	.000000	.000000
HOSIERY 70	.000000	.000000	.000000	.000000	.000000	.000000	.000000	.000000
KNITTED FABRICS 71	.000000	.000000	.000000	.000000	.000000	.000000	.000000	.000000
KNITTED CLOTHING 72	.000000	.000000	.000000	.000000	.000000	.000000	.000000	.000000
FUR CLOTHING 73	.000000	.000000	.000000	.000000	.000000	.000000	.000000	.000000
CLOTHING NES 74	.000000	.000000	.000000	.000000	.000000	.000000	.000000	.000000
PULP CHIPS&WASTE 75	.000005	.000011	.000071	.000033	.000000	.000000	.000000	.000000
LUMBER, SAWN PROD. 76	.006254	.000000	.000000	.000000	.000863	.000000	.000000	.000572
VENEER&PLYWOOD 77	.000000	.000000	.000000	.000000	.000000	.000000	.000000	.000000
MILLWORK (WOOD) 78	.000000	.000000	.000000	.000000	.000000	.000000	.000000	.000000
WOODEN CONTAINERS 79	.000513	.000005	.002059	.000000	.000042	.000000	.002691	.003024
WOOD PROD. NES 80	.000000	.000167	.000004	.001130	.000000	.000013	.000000	.000000
HOUSE FURNITURE 81	.000000	.000000	.000000	.002694	.000000	.000000	.000000	.000000
FURNITURE OTHER 82	.000000	.000000	.000000	.000000	.000000	.000000	.000000	.000000
PULP 83	.002940	.000000	.000000	.000000	.000000	.000000	.000000	.000000
PAPER STOCK 84	.248894	.179251	.001341	.001709	.001463	.000000	.001699	.000237
AO PULP & PAPER 85	.045353	.000000	.000000	.000000	.000000	.000000	.007656	.000000
PAPER BLDG. PROD. 86	.000000	.000000	.000000	.000000	.000000	.000000	.000000	.000000
PAPER CARTONS 87	.017254	.002174	.000088	.000637	.000726	.000589	.003567	.001226
CONVERTED PAPER 88	.031349	.002862	.000130	.000230	.000000	.000000	.000150	.000033
PRINTED MATTER 89	.001470	.001946	.000000	.000000	.000000	.000000	.000000	.000000
PRINT.&PUBLISHING 90	.002379	.073289	.000000	.000000	.000000	.000000	.000000	.000000
PIG IRON, STEEL 91	.000000	.000000	.039095	.080820	.081933	.000876	.010532	.001961
BAR&RODS, STEEL 92	.000000	.000000	.006937	.000900	.003577	.001201	.000071	.000000
PLATE, SHEET, STRIP 93	.000000	.000000	.004590	.498101	.005366	.000000	.000301	.000000
STRUCTURAL&RAILS 94	.000000	.000000	.000220	.000000	.000000	.000173	.000000	.000000
STEEL CASTINGS 95	.000000	.000000	.000000	.000000	.005787	.000258	.000000	.000000
GRAPHITE, CARBON 96	.004757	.000000	.003380	.000591	.000000	.011541	.000000	.000000
PIPES & TUBES 97	.000000	.000000	.000000	.000000	.000337	.000000	.000000	.000000
IRON CASTINGS 98	.000000	.000000	.010706	.000000	.008723	.000396	.000000	.000000
MET. PRIMARY FORM 99	.000770	.000041	.064599	.003378	.087773	.216702	.503115	.670086
ALUMINUM ROLLED 100	.028265	.000000	.000000	.000000	.001284	.000313	.053246	.005942

TABLE 14 INDUSTRY INPUT AND FINAL EXPENDITURE COEFFICIENTS - AGGREGATION L (SEE CHAPTER 4)

INDUSTRY(COLUMNS) COMMODITY(ROWS)	AC PAPER CONVERTERS 57	PRINT., PUBLISHING 58	IRON & STEEL MILLS 59	STEEL PIPE & TUBE MILLS 60	IRON FOUNDRIES 61	SMELTING & REFINING 62	ALUM.ROLL., CAST. 63	COPPER ROLL. CAST. 64
COPPER ROLLED 101	.000257	.000000	.000000	.000000	.005745	.000000	.000372	.001479
NON-FERROUS MET.102	.000000	.004595	.000022	.000000	.011469	.000123	.000779	.012660
PLATE,TANK,BOIL.103	.000000	.000000	.000000	.000000	.000000	.000000	.000000	.000000
BASIC STEEL PROD104	.001678	.000008	.000929	.004744	.004388	.000000	.002699	.000000
ARCH. METAL PROD105	.000000	.000000	.000000	.000000	.000000	.000000	.000000	.000000
METAL CONTAINERS106	.000016	.000045	.000065	.000000	.000000	.000000	.000000	.000507
BASIC METAL PROD107	.000380	.000000	.000000	.000000	.002851	.000000	.000195	.000000
METAL HOUSEWARE 108	.000000	.000000	.000000	.000000	.000000	.000000	.000000	.000000
WIRE&WIRE PROD. 109	.000208	.000082	.000813	.001419	.003798	.000000	.000212	.000319
HARDWARE NES 110	.000000	.000000	.000000	.000000	.000989	.000000	.000283	.000000
TOOLS&CUTTING EQ111	.000000	.000000	.000000	.000000	.000000	.000000	.000655	.000000
HEATING EQ. 112	.000000	.000000	.000000	.000000	.000000	.000000	.001115	.000000
FORG.&PLUMB.EQ. 113	.000000	.000000	.000000	.000230	.003304	.000000	.000000	.000000
MISC.METAL FAB. 114	.000000	.000000	.002699	.001039	.008807	.000000	.002567	.000793
AGR.IMPLEMENTS 115	.000000	.000000	.000000	.000000	.000000	.000000	.000000	.000000
INDUSTRIAL MACH.116	.000000	.000000	.008101	.004495	.001578	.001299	.000000	.000000
REFRIG.&AIR CON.117	.000000	.000000	.000000	.000000	.000000	.000000	.000000	.000000
OFFICE&STORE MCH118	.000326	.000613	.000746	.000361	.000516	.000463	.005169	.000458
AIRCRAFT & PARTS119	.000000	.000000	.000000	.000000	.000000	.000000	.000000	.000000
AIRCRAFT REPAIR 120	.000000	.000000	.000000	.000000	.000000	.000000	.000000	.000000
PASSENGER CARS 121	.000000	.000000	.000000	.000000	.000000	.000000	.000000	.000000
COM. VEHICLES 122	.000000	.000000	.000000	.000000	.000000	.000000	.000000	.000000
CGM. TRAILERS 123	.000000	.000000	.000000	.000000	.000000	.000000	.000000	.000000
VEH. BODY,TRAIL.124	.000000	.000000	.000000	.000000	.000000	.000000	.000000	.000000
MOTOR VEH. PARTS125	.000000	.000000	.000000	.000000	.000000	.000000	.000000	.000000
RLY.ROLL. STOCK 126	.000000	.000000	.000000	.000000	.000000	.000661	.000000	.000000
SHIPS & BOATS 127	.000000	.000000	.000000	.000000	.000000	.000000	.000000	.000000
OTHER VEHICLES 128	.000000	.000000	.000000	.000000	.000000	.000000	.000000	.000000
SHIP REPAIR 129	.000000	.000000	.000000	.000000	.000000	.000000	.000000	.000000
SMALL APPLIANCES130	.000000	.000000	.000000	.000000	.000000	.000000	.000000	.000000
REFRIG.& FREEZER131	.000000	.000000	.000000	.000000	.000000	.000000	.000000	.000000
STOVES & RANGES 132	.000000	.000000	.000000	.000000	.000000	.000000	.000000	.000000
OTHER APPLIANCES133	.000000	.000000	.000000	.000000	.000000	.000000	.000000	.000000
COMMUNICATION EQ134	.000000	.000000	.000000	.000000	.000000	.000000	.000000	.000000
ELEC.WIRE,CABLE 135	.000000	.000000	.000000	.000000	.000000	.000000	.000000	.000000
ELEC. IND. EQ. 136	.000000	.000000	.000000	.000000	.000000	.000000	.000000	.000000
RADIO & T.V.EQ. 137	.000000	.000000	.000000	.000000	.000000	.000000	.000000	.000000
BATTERIES 138	.000000	.000000	.000000	.000000	.000000	.000000	.000000	.000000
LIGHT BULBS 139	.000000	.000000	.000000	.000000	.000000	.000000	.000000	.000000
OTHER ELEC. EQ 140	.000000	.000000	.000000	.000000	.000000	.000000	.000000	.000000
CEMENT 141	.000000	.000000	.000000	.000000	.000000	.000000	.000000	.000000
LIME 142	.000000	.000000	.002108	.000000	.000000	.000350	.000000	.000000
PLASTER & GYPSUM143	.000390	.000000	.000000	.000000	.000000	.000000	.000000	.000000
CONCRETE PROD. 144	.000000	.000000	.000000	.000000	.000000	.000000	.000000	.000000
CLAY PRODUCTS 145	.000000	.000000	.000000	.000000	.000000	.000000	.000044	.000000
REFRACTORIES 146	.000000	.000000	.017665	.000368	.003041	.004352	.000000	.000302
STONE PRODUCTS 147	.000000	.000000	.000000	.000000	.000000	.000000	.000000	.000000
GLASS&GLASS PROD148	.000893	.000002	.000000	.000000	.000000	.000000	.000000	.000000
MIN. WOOL&INSUL.149	.000000	.000000	.000000	.000000	.000000	.000000	.000000	.000000
ASBESTOS PROD. 150	.000000	.000000	.000404	.000000	.000000	.000000	.000000	.000000

TABLE 14 INDUSTRY INPUT AND FINAL EXPENDITURE COEFFICIENTS - AGGREGATION L (SEE CHAPTER 4)

INDUSTRY(COLUMNS)	AC PAPER CONVERTERS	PRINT., PUBLISHING	IRON & STEEL MILLS	STEEL PIPE & TUBE MILLS	IRON FOUNDRIES	SMELTING & REFINING	ALUM.ROLL., CAST.	COPPER ROLL. CAST.
-------------------	------------------------	-----------------------	-----------------------	----------------------------	-------------------	------------------------	----------------------	-----------------------

STONE PRODUCTS 147	.000000	.000000	.000000	.000000	.000000	.000000	.000000	.000000	.000000
GLASS&GLASS PROD148	.000893	.000002	.000000	.000000	.000000	.000000	.000000	.000000	.000000
MIN. WOOL&INSUL.149	.000000	.000000	.000000	.000000	.000000	.000000	.000000	.000000	.000000
ASBESTOS PROD. 150	.000000	.000000	.000000	.000404	.000000	.000000	.000000	.000000	.000000

TABLE 14 INDUSTRY INPUT AND FINAL EXPENDITURE COEFFICIENTS - AGGREGATION L (SEE CHAPTER 4)

INDUSTRY (COLUMNS) COMMODITY (ROWS)	AD PAPER CONVERTERS 57	PRINT., PUBLISHING 58	IRON & STEEL MILLS 59	STEEL PIPE & TUBE MILLS 60	IRON FOUNDRIES 61	SMELTING & REFINING 62	ALUM.ROLL., CAST. 63	COPPER ROLL. CAST. 64
OTH.MINERAL PROD151	.000000	.000000	.000161	.000000	.001747	.000000	.000000	.000000
GASOLINE 152	.000192	.000825	.000149	.000079	.000547	.000103	.000035	.000074
FUEL OIL 153	.002229	.000917	.011731	.001761	.003861	.004086	.003965	.001463
LUB. OIL&GREASE 154	.000262	.000549	.001493	.000743	.001873	.000236	.000504	.000744
OTH.PETROL.PROD.155	.012935	.000032	.000025	.000953	.000274	.000079	.000239	.000155
EXPLOSIVES&AMMUNI156	.000000	.000000	.000000	.000000	.000000	.000008	.000000	.000000
FERTILIZERS 157	.000000	.000000	.000436	.000000	.000000	.000016	.000000	.000000
PLASTIC.SYN.RESN158	.013673	.000924	.000000	.000000	.000000	.000019	.002797	.000703
PHARM&MEDICINES 159	.000000	.000000	.000000	.000000	.000000	.000000	.000000	.000000
PAINTS&VARNISHES160	.002480	.000197	.000000	.000769	.001294	.000000	.000000	.000237
SOAPS & CLEANERS161	.000000	.000000	.000000	.000000	.000000	.000000	.000000	.000000
VEG.OILS&REF.GLY162	.000000	.000000	.000000	.000000	.000000	.000000	.000000	.000000
TOILET&COSMETICS163	.000000	.000000	.000000	.000000	.000000	.000000	.000000	.000000
PIGMENT,DYE &INK164	.010851	.013650	.000790	.000000	.000000	.000005	.003195	.000000
INORGANIC CHEM. 165	.001475	.000000	.000098	.000237	.000758	.005289	.002903	.000450
ORGANIC CHEM. 166	.001016	.000098	.000259	.000000	.000000	.000494	.000106	.000221
IND.CHEM.PROD. 167	.013977	.000820	.001067	.000375	.008070	.000553	.002992	.000564
HOUSEHOLD CHEM. 168	.000000	.000000	.000000	.000000	.000000	.000000	.000000	.000000
SCIENCE&LAB.EQ. 169	.000000	.000000	.000000	.000000	.000000	.000000	.000000	.000000
JEWELLERY 170	.000000	.001181	.000000	.000000	.000000	.000000	.000062	.000000
PLASTIC FAB.PROD171	.006286	.000439	.000000	.000000	.000000	.000000	.000000	.000000
SPORT GOODS&TOYS172	.000000	.000000	.000000	.000000	.000000	.000000	.000000	.000000
FUR DRESSING&DYE173	.000000	.000000	.000000	.000000	.000000	.000000	.000000	.000000
SIGNS&DISPLAYS 174	.000000	.000000	.000000	.000000	.000000	.000000	.000000	.000000
NOTIONS 175	.000305	.000000	.000000	.000000	.000000	.000000	.000000	.000000
WRITING EQ. 176	.000000	.000000	.000000	.000000	.000000	.000000	.000000	.000000
END PROD. NES 177	.000000	.000000	.000000	.000000	.002557	.000000	.000000	.000000
CONSTRUCTION 178	.004319	.002858	.004773	.007570	.012090	.007448	.008771	.008925
WH.&RETAIL TRADE179	.027180	.008909	.023396	.009824	.043876	.005315	.015037	.018495
TRANSP.& STORAGE180	.028254	.017015	.036108	.031884	.039783	.016960	.035350	.013404
BROADCASTING 181	.000000	.000000	.000000	.000000	.000000	.000000	.000000	.000000
TELEPHONE&TELEG.182	.011738	.009437	.002522	.002931	.003546	.000943	.003275	.001512
POSTAL SERVICE 183	.002432	.011261	.000194	.000263	.000495	.000149	.000425	.000204
ELECTRIC POWER 184	.003918	.004079	.018060	.006841	.009101	.016084	.009984	.007298
OTHER UTILITIES 185	.002544	.001140	.008308	.001952	.026241	.009391	.001531	.002231
REAL ESTATE RENT186	.014950	.011629	.000375	.000591	.001336	.000767	.004815	.004667
FINANCE&INSUR. 187	.009055	.007821	.003421	.008858	.016656	.002574	.010798	.000172
HEALTH&EDUCATION188	.000000	.000000	.000000	.000000	.000000	.000000	.000000	.000000
BUSINESS SERVICE189	.004431	.003293	.002120	.002083	.001399	.004368	.006744	.002762
ACCOMMOD.&MEALS 190	.000000	.000000	.000000	.000000	.000000	.000000	.000000	.000000
PERSONAL SERVICE191	.003282	.015037	.002926	.001801	.003293	.000425	.005399	.004716
RENT EX.R.ESTATE192	.005719	.002792	.001851	.000486	.001147	.000710	.000478	.001275
OFFICE SUPPLIES 193	.003116	.005854	.001346	.001301	.002199	.000720	.001823	.001479
ADVERTISING 194	.026255	.007598	.001935	.000946	.002125	.001166	.005399	.001823
TRAVEL&ENTERTAIN195	.014966	.029885	.002888	.003916	.004472	.001466	.005027	.003809
CAFETERIA SUPPL.196	.000401	.000550	.000292	.000000	.000210	.000000	.000035	.000196
OPERATING SUPPL.197	.032172	.023300	.071429	.023959	.052419	.007474	.022799	.019664

TABLE 14 INDUSTRY INPUT AND FINAL EXPENDITURE COEFFICIENTS - AGGREGATION L (SEE CHAPTER 4)

INDUSTRY(COLUMNS) COMMODITY(ROWS)	AC PAPER CONVERTERS 57	PRINT., PUBLISHING 58	IRON & STEEL MILLS 59	STEEL PIPE & TUBE MILLS 60	IRON FOUNDRIES 61	SMELTING & REFINING 62	ALUM.ROLL., CAST. 63	COPPER ROLL. CAST. 64
NON-COMP.IMPORTS198	.000000	.000000	.000000	.000000	.000000	.000000	.000000	.000000
BAL.PAYMENT ADJ.199	.000000	.000000	.000000	.000000	.000000	.000000	.000000	.000000
COMMODITY TAXES 200	.001967	.002337	.000619	.000191	.000860	.000248	.001089	.000180
SUBSIDIES 201	.000000	.000000	-.000396	.000000	.000000	.000000	.000000	.000000
INDIR.TX&GOV.SER202	.019050	.008633	.008450	.007596	.009785	.008100	.009559	.004716
WAGES & SALARIES203	.239401	.409405	.259820	.129138	.381078	.120777	.222718	.143409
NET-INC.UNINCORP204	.000668	.012872	.000000	.000000	.003399	.000000	.000274	.001308
SURPLUS 205	.071635	.113723	.181202	.146092	.104313	.059648	.012860	.052037
SUB TOT(198-205)206	.332720	.546970	.449695	.283017	.499374	.188772	.246500	.201649
TOTAL INPUTS 207	1.000000	1.000000	1.000000	1.000000	1.000000	1.000000	1.000000	1.000000

TABLE 14 INDUSTRY INPUT AND FINAL EXPENDITURE COEFFICIENTS - AGGREGATION L (SEE CHAPTER 4)

INDUSTRY(COLUMNS) COMMODITY(ROWS)	METAL ROLL., CAST. 65	BOILER & PLATE WORKS 66	FABR.STRUCT. METAL IND. 67	ORN. & ARCH. METAL IND. 68	METAL STAMPING 69	WIRE&PROB. MEG. 70	HARDWARE & CUTLERY 71	OTHER METAL IND. 72
--------------------------------------	-----------------------------	-------------------------------	----------------------------------	----------------------------------	-------------------------	--------------------------	-----------------------------	---------------------------

TABLE 14 INDUSTRY INPUT AND FINAL EXPENDITURE COEFFICIENTS - AGGREGATION C (SEE CHAPTER 4)

INDUSTRY (COLUMNS)	METAL ROLL., CAST.	BOILER & PLATE WORKS	FABR. STRUCT. METAL IND.	ORN. & ARCH. METAL IND.	METAL STAMPING	WIRE & PROD. MFG.	HARDWARE & CUTLERY	OTHER METAL IND.
COMMODITY (ROWS)	65	66	67	68	69	70	71	72
LIVE ANIMALS 1	.000000	.000000	.000000	.000000	.000000	.000000	.000000	.000000
GRAIN 2	.000000	.000000	.000000	.000000	.000000	.000000	.000000	.000000
FRUITS, NUTS & VEG. 3	.000000	.000000	.000000	.000000	.000000	.000000	.000000	.000000
MILK UNPROCESSED 4	.000000	.000000	.000000	.000000	.000000	.000000	.000000	.000000
EGGS IN THE SHELL 5	.000000	.000000	.000000	.000000	.000000	.000000	.000000	.000000
TOBACCO 6	.000000	.000000	.000000	.000000	.000000	.000000	.000000	.000000
OIL SEEDS 7	.000000	.000000	.000000	.000000	.000000	.000000	.000000	.000000
AGR. PROD. NES 8	.000000	.000000	.000000	.000000	.000000	.000000	.000000	.000000
FOREST PRODUCTS 9	.000000	.000000	.000014	.000000	.000037	.000013	.000009	.000018
FISH LANDINGS 10	.000000	.000000	.000000	.000000	.000000	.000000	.000000	.000000
FUR SKIN EX. RANCH 11	.000000	.000000	.000000	.000000	.000000	.000000	.000000	.000000
IRON ORE 12	.000000	.000000	.000000	.000000	.000000	.000000	.000000	.000000
METAL ORES NES 13	.003820	.000000	.000000	.000000	.000007	.000000	.000000	.000000
RADIOACTIVE ORES 14	.000000	.000000	.000000	.000000	.000000	.000000	.000000	.000000
GOLD ORES 15	.000000	.000000	.000000	.000000	.000000	.000000	.000000	.000000
COAL 16	.000213	.001322	.000389	.000195	.000487	.000686	.000877	.000950
CRUDE MINERAL OIL 17	.000000	.000000	.000000	.000000	.000000	.000000	.000000	.000000
NATURAL GAS 18	.000457	.000101	.000110	.000246	.000412	.000632	.000315	.000419
PROD. REL. TO MINES 19	.000000	.000000	.000000	.000000	.000000	.000000	.000000	.000000
ASBESTOS, FIBRES 20	.000000	.000000	.000000	.000000	.000000	.000000	.000000	.000000
CLAY & GYPSUM 21	.000000	.000014	.000000	.000000	.000000	.000000	.000000	.000492
SALT 22	.000000	.000000	.000000	.000000	.000000	.000000	.000000	.000000
CRUDE MINERAL NES 23	.000320	.000273	.000032	.000000	.000000	.000000	.000213	.001002
MEAT 24	.000000	.000000	.000000	.000000	.000000	.000000	.000000	.000000
HIDES & SKINS 25	.000000	.000000	.000000	.000000	.000000	.000000	.000000	.000000
ANIMAL FATS & OILS 26	.000000	.000000	.000000	.000000	.000000	.000000	.000000	.000000
MEAT BY-PROD. NES 27	.000000	.000000	.000000	.000000	.000000	.000000	.000000	.000000
POULTRY 28	.000000	.000000	.000000	.000000	.000000	.000000	.000000	.000000
MILK PROCESSED 29	.000000	.000000	.000000	.000000	.000000	.000000	.000000	.000000
BUTTER 30	.000000	.000000	.000000	.000000	.000000	.000000	.000000	.000000
CHEESE EX. PROCESS 31	.000000	.000000	.000000	.000000	.000000	.000000	.000000	.000000
DAIRY PROD. NES 32	.000000	.000000	.000000	.000000	.000000	.000000	.000000	.000000
PROCESS CHEESE 33	.000000	.000000	.000000	.000000	.000000	.000000	.000000	.000000
FISH PRODUCTS 34	.000000	.000000	.000000	.000000	.000000	.000000	.000000	.000000
FRUIT & VEG. CANNED 35	.000000	.000000	.000000	.000000	.000000	.000000	.000000	.000000
FEEDS & CONC. 36	.000000	.000000	.000000	.000000	.000000	.000000	.000000	.000000
FLOUR MILL PROD. 37	.000000	.000000	.000000	.000000	.000000	.000000	.000000	.000000
CEREAL PROD. 38	.000000	.000000	.000000	.000000	.000000	.000000	.000000	.000000
BISCUITS, 39	.000000	.000000	.000000	.000000	.000000	.000000	.000000	.000000
BAKERY PRODUCTS 40	.000000	.000000	.000000	.000000	.000000	.000000	.000000	.000000
CONFECTIONERY 41	.000000	.000000	.000000	.000000	.000000	.000000	.000000	.000000
SUGAR & MOLASSES 42	.000000	.000000	.000000	.000000	.000000	.000000	.000000	.000000
VEG. OIL & FATS 43	.001796	.000000	.000668	.000000	.000378	.000135	.000000	.000534
TEA & COFFEE 44	.000000	.000000	.000000	.000000	.000000	.000000	.000000	.000000
MISC. FOOD PROD. 45	.000000	.000000	.000000	.000000	.000022	.000000	.000000	.000000
SOFT DRINKS & CONC. 46	.000000	.000000	.000000	.000000	.000000	.000000	.000000	.000000
DISTILLERY PROD. 47	.000000	.000000	.000000	.000000	.000000	.000000	.000000	.000000
BREWERY & WINERY 48	.000000	.000000	.000000	.000000	.000000	.000000	.000000	.000000
TOBACCO PROCESSED 49	.000000	.000000	.000000	.000000	.000000	.000000	.000000	.000000
TOBACCO PRODUCTS 50	.000000	.000000	.000000	.000000	.000000	.000000	.000000	.000000

TABLE 14 INDUSTRY INPUT AND FINAL EXPENDITURE COEFFICIENTS - AGGREGATION L (SEE CHAPTER 4)

INDUSTRY (COLUMNS) COMMODITY (ROWS)	METAL ROLL., CAST. 65	BOILER & PLATE WORKS 66	FABR. STRUCT. METAL IND. 67	ORN. & ARCH. METAL IND. 68	METAL STAMPING 69	WIRE & PRGD. MFG. 70	HARDWARE & CUTLERY 71	OTHER METAL IND. 72
FOOTWEAR RUBBER 51	.000000	.000000	.000000	.000000	.000000	.000000	.000000	.000000
TIRES & TUBES 52	.000000	.000000	.000000	.000000	.000000	.000000	.000000	.000000
RUBBER PROD. NES 53	.000000	.000000	.000000	.002162	.000269	.000000	.000349	.001912
LEATHER 54	.000000	.000000	.000000	.000000	.000000	.000000	.000000	.000000
FOOTWEAR LEATHER 55	.000000	.000000	.000000	.000000	.000000	.000000	.000000	.000000
LEATHER PROD. NES 56	.000000	.000000	.000000	.000000	.000000	.000000	.000000	.000000
COTTON FIBRE & YARN 57	.000000	.000000	.000000	.000000	.000000	.000000	.000000	.000000
COTTON FABRICS 58	.000000	.000000	.000000	.000000	.000000	.000000	.000000	.000246
WOOL YARN & FABRIC 59	.000000	.000000	.000000	.000000	.000000	.000000	.000000	.000000
SYNTH. FIBRE & YARN 60	.000000	.000000	.000000	.000000	.000000	.000265	.000000	.000000
SYNTH. FABRICS 61	.000000	.000000	.000000	.000000	.000000	.000000	.000000	.000000
CARPETING 62	.000000	.000000	.000000	.000000	.000047	.000000	.000000	.000000
LINOL & COATED FABR 63	.000000	.000000	.000000	.000000	.000000	.000000	.000000	.000000
CANVAS PRODUCTS 64	.000000	.000000	.000000	.000000	.000000	.000000	.000000	.000000
TEXTILE CONTAINERS 65	.000076	.000000	.000000	.000000	.000015	.000081	.000026	.000097
FELTS 66	.000000	.000000	.000000	.000101	.000000	.000000	.000000	.000034
CORDAGE & TWINE 67	.000000	.000000	.000000	.000159	.000054	.000677	.000298	.000105
OTHER FABRICS 68	.000000	.000000	.000000	.000000	.000044	.000000	.000000	.000000
TEXTILE PROD. NES 69	.000000	.000000	.000000	.000000	.000030	.000390	.000000	.000466
HOSIERY 70	.000000	.000000	.000000	.000000	.000000	.000000	.000000	.000000
KNITTED FABRICS 71	.000000	.000000	.000000	.000000	.000000	.000000	.000000	.000000
KNITTED CLOTHING 72	.000000	.000000	.000000	.000000	.000000	.000000	.000000	.000000
FUR CLOTHING 73	.000000	.000000	.000000	.000000	.000000	.000000	.000000	.000000
CLOTHING NES 74	.000000	.000000	.000000	.000000	.000000	.000000	.000000	.000000
PULP CHIPS & WASTE 75	.000000	.000029	.000009	.000152	.000010	.000072	.000000	.000000
LUMBER, SAWN PROD. 76	.000000	.001379	.000252	.006862	.000766	.000139	.000529	.000970
VENEER & PLYWOOD 77	.000000	.000000	.000000	.000116	.000000	.000000	.000000	.000000
MILLWORK (WOOD) 78	.000000	.000000	.000000	.002090	.000000	.000000	.000000	.000000
WOODEN CONTAINERS 79	.000700	.000000	.000160	.000456	.000716	.000700	.000562	.000952
WOOD PROD. NES 80	.000000	.000000	.000000	.000325	.003317	.000152	.004664	.000000
HOUSE FURNITURE 81	.000000	.000000	.000000	.000000	.000000	.000211	.000000	.000000
FURNITURE OTHER 82	.000000	.000000	.000000	.000058	.000632	.000000	.000162	.000000
PULP 83	.000000	.000000	.000000	.000000	.000000	.000000	.000000	.000000
PAPER STOCK 84	.000213	.000489	.001088	.002133	.000585	.000686	.002613	.000191
AD PULP & PAPER 85	.000000	.000000	.000000	.000000	.000240	.000031	.000000	.000000
PAPER BLDG. PROD. 86	.000000	.000000	.000000	.000000	.000000	.000000	.000000	.000000
PAPER CARTONS 87	.002907	.000129	.006654	.001012	.007670	.006444	.007711	.003997
CONVERTED PAPER 88	.000107	.000000	.000000	.000000	.000496	.000390	.000230	.000105
PRINTED MATTER 89	.000000	.000000	.000000	.000000	.000077	.000049	.000264	.000000
PRINT. & PUBLISHING 90	.000000	.000000	.000000	.000000	.000000	.000000	.000000	.000000
PIG IRON, STEEL 91	.000000	.004469	.000837	.000051	.000699	.045450	.000085	.005015
BAR & RODS, STEEL 92	.000000	.015734	.054770	.040607	.003119	.222392	.013949	.052932
PLATE, SHEET, STRIP 93	.000000	.118757	.093302	.055480	.275656	.011004	.035574	.039638
STRUCTURAL & RAILS 94	.000000	.017400	.218129	.032747	.001684	.000000	.000247	.003296
STEEL CASTINGS 95	.000000	.012386	.003530	.003644	.000091	.000000	.013481	.022669
GRAPHITE, CARBON 96	.000000	.000000	.000000	.000000	.000000	.000000	.000000	.000000
PIPES & TUBES 97	.000000	.046368	.004523	.001735	.001919	.004376	.014255	.014542
IRON CASTINGS 98	.001583	.011236	.001642	.002668	.000575	.000000	.003166	.014466
MET. PRIMARY FORM 99	.432079	.003046	.001221	.006818	.008187	.037895	.000391	.033331
ALUMINUM ROLLED 100	.005784	.000891	.000059	.122233	.028170	.003381	.007966	.010429

TABLE 14 INDUSTRY INPUT AND FINAL EXPENDITURE COEFFICIENTS - AGGREGATION L (SEE CHAPTER 4)

INDUSTRY (COLUMNS)	METAL ROLL., CAST.	BOILER & PLATE WORKS	FABR. STRUCT. METAL IND.	ORN. & ARCH. METAL IND.	METAL STAMPING	WIRE & PRGD. MFG.	HARDWARE & CUTLERY	OTHER METAL IND.
	65	66	67	68	69	70	71	72

PIPES & TUBES 97	.000000	.046368	.000000	.000000	.000000	.000000	.000000	.000000
IRON CASTINGS 98	.001583	.011236	.004523	.001735	.001919	.004376	.014255	.014542
MET.PRIMARY FORM 99	.432079	.003046	.001642	.002668	.000575	.000000	.003166	.014466
ALUMINUM ROLLED 100	.005784	.000891	.001221	.006818	.008187	.037895	.000391	.033331
			.000059	.122233	.000170	.003381	.007966	.010429

TABLE 14 INDUSTRY INPUT AND FINAL EXPENDITURE COEFFICIENTS - AGGREGATION L (SEE CHAPTER 4)

INDUSTRY(COLUMNS) COMMODITY(ROWS)	METAL ROLL., CAST. 65	BOILER & PLATE WORKS 66	FABR.STRUCT. METAL IND. 67	ORN. & ARCH. METAL IND. 68	METAL STAMPING 69	WIRE&PROD. MFG. 70	HARDWARE & CUTLERY 71	OTHER METAL IND. 72
COPPER ROLLED 101	.007595	.000201	.000000	.001020	.001353	.000928	.010511	.021892
NON-FERROUS MET.102	.004992	.008980	.000933	.000774	.005287	.000085	.009498	.006608
PLATE,TANK,BOIL.103	.000000	.038781	.002076	.000716	.000000	.000000	.000000	.006226
BASIC STEEL PROD104	.004871	.002802	.023875	.006247	.004618	.008726	.030944	.019758
ARCH. METAL PROD105	.000000	.000000	.000000	.002270	.000000	.000000	.000000	.000845
METAL CONTAINERS106	.001142	.000000	.000014	.000000	.053831	.002910	.000051	.000139
BASIC METAL PROD107	.000000	.004540	.003956	.009378	.016682	.001471	.001949	.011855
METAL HOUSEWARE 108	.000000	.000000	.000000	.000029	.000356	.000000	.000162	.000000
WIRE&WIRE PROD. 109	.000304	.008219	.010856	.007476	.002800	.120191	.005098	.006435
HARDWARE NFS 110	.000000	.001451	.001751	.017961	.001581	.000368	.023234	.000293
TOOLS&CUTTING EQ111	.000000	.000000	.000000	.000000	.000000	.000000	.000936	.000000
HEATING EQ. 112	.000000	.000733	.000000	.000000	.002277	.000000	.000000	.012985
FORG.&PLUMB.EQ. 113	.000000	.060636	.000805	.000636	.002005	.001224	.015574	.014934
MISC.METAL FAB. 114	.031811	.029585	.022156	.028684	.028170	.005592	.064604	.043209
AGR.IMPLEMENTS 115	.000000	.000000	.000224	.000000	.000010	.000000	.000000	.000000
INDUSTRIAL MACH.116	.001796	.004570	.016408	.001099	.001986	.000879	.005532	.003100
REFRIG.&AIR CON.117	.000000	.000000	.000000	.000000	.000178	.000000	.000000	.001823
OFFICE&STORE MCH118	.000381	.000345	.000119	.000072	.003538	.000691	.000468	.000633
AIRCRAFT & PARTS119	.000000	.000000	.000000	.000000	.000000	.000000	.000000	.000000
AIRCRAFT REPAIR 120	.000000	.000000	.000000	.000000	.000000	.000000	.000000	.000000
PASSENGER CARS 121	.000000	.000000	.000000	.000000	.000000	.000000	.000000	.000000
COM. VEHICLES 122	.000000	.000000	.000000	.000000	.000000	.000000	.000000	.000000
COM. TRAILERS 123	.000000	.000000	.000000	.000000	.000198	.000000	.000000	.000680
VEH. BODY,TRAIL.124	.000000	.000000	.000000	.000000	.000000	.000000	.000000	.000000
MOTOR VEH. PARTS125	.000000	.000000	.000000	.000000	.001393	.002368	.000000	.000262
RLY.ROLL. STOCK 126	.000000	.000000	.000000	.000000	.000000	.000000	.000000	.000152
SHIPS & BOATS 127	.000000	.000000	.000000	.000000	.000032	.000000	.000000	.000000
OTHER VEHICLES 128	.000000	.000000	.000000	.000000	.000000	.000000	.000000	.000000
SHIP REPAIR 129	.000000	.000000	.000000	.000000	.000000	.000000	.000000	.000000
SMALL APPLIANCES130	.000000	.000000	.000430	.000000	.001148	.000000	.000000	.000149
REFRIG.& FREEZER131	.000000	.000000	.000000	.000000	.000000	.000000	.000000	.000000
STOVES & RANGES 132	.000000	.000000	.000000	.000000	.000000	.000000	.000000	.000000
OTHER APPLIANCES133	.000000	.000000	.000000	.000000	.001430	.000000	.000000	.004991
COMMUNICATION EQ134	.000000	.000000	.000000	.000174	.000440	.000000	.000102	.000000
ELEC.WIRE,CABLE 135	.000000	.001221	.001674	.000000	.000057	.000000	.000119	.000615
ELEC. IND. EQ. 136	.000000	.009340	.003270	.000036	.000205	.000000	.001711	.006791
RADIO & T.V.EQ. 137	.000000	.000000	.000000	.000000	.000000	.000000	.000000	.000000
BATTERIES 138	.000000	.000000	.000000	.000000	.000000	.000000	.000000	.000000
LIGHT BULBS 139	.000000	.000000	.000000	.000000	.000000	.000000	.000000	.000000
OTHER ELEC. EQ 140	.000000	.000345	.000421	.000000	.000000	.000000	.000323	.000165
CEMENT 141	.000000	.000000	.000000	.000000	.000000	.000045	.000000	.000034
LIME 142	.000000	.000000	.000000	.000000	.000000	.000049	.000000	.000000
PLASTER & GYPSUM143	.000000	.000000	.000000	.000000	.000000	.000000	.000000	.000068
CONCRETE PROD. 144	.000000	.000000	.000000	.000000	.000000	.000000	.000000	.000000
CLAY PRODUCTS 145	.000000	.000000	.000128	.000000	.000000	.000000	.000000	.000118
REFRACTORIES 146	.000441	.002083	.000005	.000000	.000000	.000000	.000026	.000725
STONE PRODUCTS 147	.000000	.000000	.000000	.000000	.000000	.000000	.000000	.000000
GLASS&GLASS PROD148	.000061	.000000	.000000	.019508	.001519	.000018	.000791	.000000
MIN. WOOL&INSUL.149	.000000	.001494	.000000	.000665	.000793	.000000	.000000	.000180
ASBESTOS PROD. 150	.000000	.001422	.000000	.000000	.000627	.000000	.000000	.000073

TABLE 14 INDUSTRY INPUT AND FINAL EXPENDITURE COEFFICIENTS - AGGREGATION L (SEE CHAPTER 4)

INDUSTRY(COLUMNS) COMMODITY(ROWS)	METAL ROLL., CAST. 65	BOILER & PLATE WORKS 66	FABR.STRUCT. METAL IND. 67	ORN. & ARCH. METAL IND. 68	METAL STAMPING 69	WIRE&PROD. MFG. 70	HARDWARE & CUTLERY 71	OTHER METAL IND. 72
OTH.MINERAL PROD151	.000898	.000000	.000059	.000000	.001188	.000000	.007566	.001564
GASOLINE 152	.000457	.000920	.000736	.001605	.000447	.000202	.000247	.000594
FUEL OIL 153	.004536	.001624	.001312	.001453	.001334	.000937	.001949	.002475
LUB. OIL&GREASE 154	.000791	.000244	.000334	.000535	.000161	.000552	.000213	.000280
OTH.PETROL.PROD.155	.000731	.000144	.000114	.000072	.000210	.000274	.000128	.000196
EXPLOSIVES&AMMUN156	.000000	.000000	.000000	.000000	.000000	.000000	.000000	.000000
FERTILIZERS 157	.000000	.000000	.000000	.000000	.000000	.000000	.000000	.000000
PLASTIC, SYN. RESN158	.000015	.000000	.000000	.001583	.000527	.003255	.000043	.000837
PHARM&MEDICINES 159	.000000	.000000	.000000	.000000	.000000	.000000	.000000	.000000
PAINTS&VARNISHES160	.000274	.001379	.002168	.003435	.010859	.000758	.000689	.002812
SOAPS & CLEANERS161	.000000	.000000	.000000	.000000	.000020	.000435	.000000	.000000
VEG.OILS&REF.GLY162	.000000	.000000	.000000	.000000	.000000	.000000	.000000	.000000
TOILET&COSMETICS163	.000000	.000000	.000000	.000000	.000000	.000000	.000000	.000000
PIGMENT, DYE & INK164	.000000	.000000	.000000	.000000	.001763	.000381	.000000	.001054
INORGANIC CHEM. 165	.001842	.000000	.000073	.000029	.001655	.001125	.000196	.000502
ORGANIC CHEM. 166	.003181	.000000	.000000	.000000	.000035	.000085	.000000	.000432
IND.CHEM.PROD. 167	.003592	.002615	.001559	.002126	.002430	.002968	.004077	.001674
HOUSEHOLD CHEM. 168	.000000	.000000	.000000	.000000	.000319	.000000	.000000	.000000
SCIENCE&LAB.EQ. 169	.000000	.000000	.000000	.000000	.000052	.000000	.000000	.000662
JEWELLERY 170	.000609	.000000	.000000	.000000	.000000	.000000	.000000	.000000
PLASTIC FAB.PROD171	.000030	.000000	.000000	.004693	.000879	.000000	.003779	.000209
SPORT GOODS&TOYS172	.000000	.000000	.000000	.000000	.000000	.000000	.000000	.000000
FUR DRESSING&DYE173	.000000	.000000	.000000	.000000	.000000	.000000	.000000	.000000
SIGNS&DISPLAYS 174	.000000	.000000	.000000	.000000	.000000	.000000	.000000	.000000
NOTIONS 175	.000000	.000000	.000000	.000000	.000000	.000000	.000000	.000000
WRITING EQ. 176	.000000	.000000	.000000	.000000	.000000	.000000	.000000	.000000
END PROD. NES 177	.000000	.000000	.000393	.002495	.001114	.000027	.001115	.001923
CONSTRUCTION 178	.006636	.002443	.003119	.002075	.002534	.004067	.002936	.004664
WH.&RETAIL TRADE179	.067670	.033536	.012690	.037903	.014998	.015766	.023259	.024953
TRANSP.& STORAGE180	.053530	.014757	.009951	.013659	.019956	.014560	.018774	.018070
BROADCASTING 181	.000000	.000000	.000000	.000000	.000000	.000000	.000000	.000000
TELEPHONE&TELEG.182	.003607	.006092	.004422	.006450	.003751	.003475	.007242	.009101
PCSTAL SERVICE 183	.000639	.000862	.000412	.000759	.000511	.000682	.001677	.001033
ELECTRIC POWER 184	.004064	.004224	.004001	.004143	.004907	.006466	.006204	.006827
OTHER UTILITIES 185	.002877	.000891	.000956	.001822	.001909	.002959	.002119	.004068
REAL ESTATE RENT186	.001537	.006538	.000860	.009971	.004542	.003816	.005736	.006296
FINANCE&INSUR. 187	.005205	.009483	.004925	.003557	.005211	.003722	.007166	.007678
HEALTH&EDUCATION188	.000000	.000000	.000000	.000000	.000000	.000000	.000000	.000000
BUSINESS SERVICE189	.001111	.002428	.002264	.003630	.001326	.002883	.014511	.003197
ACCOMMOD.&MEALS 190	.000000	.000000	.000000	.000000	.000000	.000000	.000000	.000000
PERSONAL SERVICE191	.000746	.006179	.001847	.003384	.015358	.002637	.004528	.006090
RENT EX.R.ESTATE192	.000837	.001810	.003713	.002827	.001383	.001175	.006494	.002064
OFFICE SUPPLIES 193	.001994	.007716	.003219	.004136	.002887	.002430	.004094	.003733
ADVERTISING 194	.002648	.007069	.001587	.009718	.001272	.003090	.033685	.016509
TRAVEL&ENTERTAIN195	.008219	.021237	.005606	.035986	.004988	.006520	.016596	.015794
CAFETERIA SUPPL.196	.000198	.000603	.000384	.000347	.000309	.000269	.000409	.000358
OPERATING SUPPL.197	.041339	.045807	.039876	.036688	.024570	.031420	.058723	.040444

TABLE 14 INDUSTRY INPUT AND FINAL EXPENDITURE COEFFICIENTS - AGGREGATION L (SEE CHAPTER 4)

INDUSTRY(COLUMNS)	METAL ROLL., CAST.	BOILER & PLATE WORKS	FABR.STRUCT. METAL IND.	ORN. & ARCH. METAL IND.	METAL STAMPING	WIRE&PROD. MFG.	HARDWARE & CUTLERY	OTHER METAL IND.
-------------------	-----------------------	-------------------------	----------------------------	----------------------------	-------------------	--------------------	-----------------------	---------------------

OPERATING SUPPL.197	.000198	.000603	.000384	.000347	.000309	.000269	.000409	.000358
	.041339	.045807	.039876	.036688	.024570	.031420	.058723	.040444

TABLE 14 INDUSTRY INPUT AND FINAL EXPENDITURE COEFFICIENTS - AGGREGATION L (SEE CHAPTER 4)

INDUSTRY(COLUMNS) COMMODITY(ROWS)	METAL ROLL., CAST. 65	BOILER & PLATE WORKS 66	FABR.STRUCT. METAL IND. 67	ORN. & ARCH. METAL IND. 68	METAL STAMPING 69	WIRE&PROD. MFG. 70	HARDWARE & CUTLERY 71	OTHER METAL IND. 72
NON-COMP.IMPORTS198	.000000	.000000	.000000	.000000	.000000	.000000	.000000	.000000
BAL.PAYMENT ADJ.199	.000000	.000000	.000000	.000000	.000000	.000000	.000000	.000000
COMMODITY TAXES 200	.000685	.001006	.007221	.003890	.001082	.000274	.000323	.000963
SUBSIDIES 201	.000000	.000000	.000000	.000000	.000000	.000000	.000000	.000000
INDIR.TX&GOV.SER202	.005662	.006581	.005913	.007570	.006752	.007896	.006068	.010108
WAGES & SALARIES203	.184655	.330306	.340359	.328889	.259167	.280541	.368056	.339791
NET-INC.UNINCORP204	.003951	.001552	-.000032	.012104	.003475	.001977	.004843	.008036
SURPLUS 205	.081886	.051181	.063463	.073672	.125199	.110581	.106995	.080471
SUB TOT(198-205)206	.276739	.390626	.416924	.426125	.395674	.401270	.486285	.439369
TOTAL INPUTS 207	1.000000	1.000000	1.000000	1.000000	1.000000	1.000000	1.000000	1.000000

TABLE 14 INDUSTRY INPUT AND FINAL EXPENDITURE COEFFICIENTS - AGGREGATION L (SEE CHAPTER 4)

INDUSTRY (COLUMNS)	AO MACHINERY & EQ. MFG. 73	REFRIG. & STORE MACH. 74	AIRCRAFT & PARTS 75	MOTOR VEH. MFG. 76	VEHICLE PARTS MFG. 77	OTH. TRANSP. EQ. 78	MFG. OF ELEC. APPLIANCES 79	COM. EQ. & WIRE MFG. 80
LIVE ANIMALS 1	.000000	.000000	.000000	.000000	.000000	.000000	.000000	.000000
GRAIN 2	.000000	.000000	.000000	.000000	.000000	.000000	.000000	.000000
FRUITS, NUTS & VEG. 3	.000000	.000000	.000000	.000000	.000000	.000000	.000000	.000000
MILK UNPROCESSED 4	.000000	.000000	.000000	.000000	.000000	.000000	.000000	.000000
EGGS IN THE SHELL 5	.000000	.000000	.000000	.000000	.000000	.000000	.000000	.000000
TOBACCO 6	.000000	.000000	.000000	.000000	.000000	.000000	.000000	.000000
OIL SEEDS 7	.000000	.000000	.000000	.000000	.000000	.000000	.000000	.000000
AGR. PROD. NES 8	.000000	.000000	.000000	.000000	.000000	.000000	.000000	.000000
FOREST PRODUCTS 9	.000003	.000000	.000000	.000000	.000000	.000052	.000000	.000000
FISH LANDINGS 10	.000000	.000000	.000000	.000000	.000000	.000000	.000000	.000000
FUR SKIN EX. RANCH 11	.000000	.000000	.000000	.000000	.000000	.000000	.000000	.000000
IRON ORE 12	.000000	.000000	.000000	.000000	.000000	.000000	.000000	.000000
METAL DRES NES 13	.000000	.000000	.000000	.000000	.000000	.000000	.000000	.000000
RADIOACTIVE DRES 14	.000000	.000000	.000000	.000000	.000000	.000000	.000000	.000000
GOLD DRES 15	.000000	.000000	.000000	.000000	.000000	.000000	.000000	.000427
COAL 16	.001313	.000110	.000491	.001472	.003446	.001490	.000968	.000406
CRUDE MINERAL OIL 17	.000000	.000000	.000000	.000000	.000000	.000000	.000000	.000000
NATURAL GAS 18	.000214	.000055	.000085	.000065	.000327	.000104	.000218	.000107
PROD. REL. TO MINES 19	.000000	.000000	.000000	.000000	.000000	.000000	.000000	.000000
ASBESTOS, FIBRES 20	.000000	.000000	.000000	.000000	.000000	.000000	.000000	.000000
CLAY & GYPSUM 21	.000039	.000000	.000000	.000000	.000129	.000013	.000004	.000088
SALT 22	.000012	.000000	.000000	.000000	.000000	.000000	.000000	.000000
CRUDE MINERAL NES 23	.003784	.000000	.000000	.000013	.000676	.000200	.000703	.000077
MEAT 24	.000000	.000000	.000000	.000000	.000000	.000000	.000000	.000000
HIDES & SKINS 25	.000000	.000000	.000000	.000000	.000000	.000000	.000000	.000000
ANIMAL FATS & OILS 26	.000000	.000000	.000000	.000000	.000000	.000000	.000000	.000015
MEAT BY-PROD. NES 27	.000000	.000000	.000000	.000000	.000000	.000000	.000000	.000000
POULTRY 28	.000000	.000000	.000000	.000000	.000000	.000000	.000000	.000000
MILK PROCESSED 29	.000000	.000000	.000000	.000000	.000000	.000000	.000000	.000000
BUTTER 30	.000000	.000000	.000000	.000000	.000000	.000000	.000000	.000000
CHEESE EX. PROCESS 31	.000000	.000000	.000000	.000000	.000000	.000000	.000000	.000000
DAIRY PROD. NES 32	.000000	.000000	.000000	.000000	.000000	.000000	.000000	.000000
PROCESS CHEESE 33	.000000	.000000	.000000	.000000	.000000	.000000	.000000	.000000
FISH PRODUCTS 34	.000000	.000000	.000000	.000000	.000000	.000000	.000000	.000000
FRUIT & VEG. CANNED 35	.000000	.000000	.000000	.000000	.000000	.000000	.000000	.000000
FEEDS & CONC. 36	.000000	.000000	.000000	.000000	.000000	.000000	.000000	.000000
FLOUR MILL PROD. 37	.000000	.000000	.000000	.000000	.000000	.000000	.000000	.000000
CEREAL PROD. 38	.000000	.000000	.000000	.000000	.000000	.000000	.000000	.000000
BISCUITS, 39	.000000	.000000	.000000	.000000	.000000	.000000	.000000	.000000
BAKERY PRODUCTS 40	.000000	.000000	.000000	.000000	.000000	.000000	.000000	.000000
CONFECTIONERY 41	.000000	.000000	.000000	.000000	.000000	.000000	.000000	.000000
SUGAR & MOLASSES 42	.000000	.000000	.000000	.000000	.000000	.000000	.000000	.000000
VEG. OIL & FATS 43	.000387	.000000	.000000	.000000	.000000	.000000	.000000	.000000
TEA & COFFEE 44	.000000	.000000	.000000	.000000	.000000	.000000	.000000	.000000
MISC. FOOD PROD. 45	.000000	.000000	.000000	.000000	.000000	.000000	.000000	.000000
SOFT DRINKS & CONC. 46	.000000	.000000	.000000	.000000	.000000	.000000	.000000	.000000
DISTILLERY PROD. 47	.000000	.000000	.000000	.000000	.000000	.000000	.000000	.000000
BREWERY & WINERY 48	.000000	.000000	.000000	.000000	.000000	.000000	.000000	.000000
TOBACCO PROCESSED 49	.000000	.000000	.000000	.000000	.000000	.000000	.000000	.000000
TOBACCO PRODUCTS 50	.000000	.000000	.000000	.000000	.000000	.000000	.000000	.000000

TABLE 14 INDUSTRY INPUT AND FINAL EXPENDITURE COEFFICIENTS - AGGREGATION L (SEE CHAPTER 4)

INDUSTRY (COLUMNS)	AO MACHINERY & EQ. MFG.	REFRIG. & STORE MACH.	AIRCRAFT & PARTS	MOTOR VEH. MFG.	VEHICLE PARTS MFG.	OTH. TRANSP. EQ.	MFG. OF ELEC. APPLIANCES	COM. EQ. & WIRE MFG.
--------------------	-------------------------	-----------------------	------------------	-----------------	--------------------	------------------	--------------------------	----------------------

BREWERY & WINERY 48	.000000	.000000	.000000	.000000	.000000	.000000	.000000	.000000
TOBACCO PROCESSED 49	.000000	.000000	.000000	.000000	.000000	.000000	.000000	.000000
TOBACCO PRODUCTS 50	.000000	.000000	.000000	.000000	.000000	.000000	.000000	.000000

TABLE 14 INDUSTRY INPUT AND FINAL EXPENDITURE COEFFICIENTS - AGGREGATION L (SEE CHAPTER 4)

INDUSTRY (COLUMNS)	AO MACHINERY & EQ. MFG.	REFRIG. & STORE MACH.	AIRCRAFT & PARTS	MOTOR VEH. MFG.	VEHICLE PARTS MFG.	OTH. TRANSP. EQ.	MFG. OF ELEC. APPLIANCES	COM. EQ. & WIRE MFG.
COMMODITY (ROWS)	73	74	75	76	77	78	79	80
FOOTWEAR RUBBER 51	.000000	.000000	.000000	.000000	.000000	.000000	.000000	.000000
TIRES & TUBES 52	.003617	.000000	.001097	.025549	.000000	.001520	.000000	.000000
RUBBER PROD. NES 53	.005186	.001540	.007907	.010638	.005962	.010290	.008490	.011170
LEATHER 54	.000000	.000000	.000000	.000091	.000000	.000604	.000033	.000000
FOOTWEAR LEATHER 55	.000000	.000000	.000000	.000000	.000000	.000000	.000000	.000000
LEATHER PROD. NES 56	.000002	.000000	.000000	.000000	.000000	.000000	.000000	.000000
COTTON FIBRE & YARN 57	.000000	.000000	.000000	.000000	.000000	.000000	.000000	.000000
COTTON FABRICS 58	.000161	.000000	.000000	.001741	.000259	.000599	.000337	.002092
WOOL YARN & FABRIC 59	.000000	.000033	.000000	.000258	.000000	.000704	.000000	.000000
SYNTH. FIBRE & YARN 60	.000000	.000000	.000000	.000000	.000000	.000000	.000000	.001379
SYNTH. FABRICS 61	.000000	.000000	.000000	.007420	.000248	.000000	.000000	.000113
CARPETING 62	.000000	.000000	.000137	.003867	.000000	.000000	.000000	.000000
LINOL & COATED FABR 63	.000159	.000000	.000513	.004858	.000785	.001042	.000000	.000440
CANVAS PRODUCTS 64	.000062	.000000	.000000	.000000	.000000	.001759	.000000	.000000
TEXTILE CONTAINERS 65	.000034	.000017	.000000	.000000	.000003	.000000	.000011	.000023
FELTS 66	.000000	.000000	.000000	.000453	.000000	.000000	.000000	.000000
CORDAGE & TWINE 67	.000000	.000171	.000000	.000000	.000000	.000000	.000156	.000000
OTHER FABRICS 68	.000000	.000000	.000000	.000000	.000000	.000113	.000000	.001283
TEXTILE PROD. NES 69	.000000	.000000	.000340	.007216	.000000	.000104	.000239	.000058
HOSIERY 70	.000000	.000000	.000000	.000000	.000000	.000000	.000000	.000000
KNITTED FABRICS 71	.000000	.000000	.000000	.000000	.000000	.000000	.000000	.000000
KNITTED CLOTHING 72	.000000	.000000	.000000	.000000	.000000	.000000	.000000	.000000
FUR CLOTHING 73	.000000	.000000	.000000	.000000	.000000	.000000	.000000	.000000
CLOTHING NES 74	.000009	.000000	.000000	.000000	.000000	.000000	.000000	.000000
PULP CHIPS & WASTE 75	.000053	.000039	.000000	.000000	.000000	.000022	.000076	.000224
LUMBER, SAWN PROD. 76	.001929	.001396	.000000	.000886	.000290	.007684	.000417	.000152
VENEER & PLYWOOD 77	.000000	.000199	.000178	.000237	.000000	.001668	.000000	.000000
MILLWORK (WOOD) 78	.000000	.000000	.000000	.000000	.000000	.000000	.000000	.000000
WOODEN CONTAINERS 79	.000539	.000822	.000617	.000146	.000785	.000000	.001776	.001065
WOOD PROD. NES 80	.000000	.000315	.000455	.000000	.000000	.000000	.000000	.000000
HOUSE FURNITURE 81	.000000	.000000	.000000	.000293	.000000	.000000	.000000	.000000
FURNITURE OTHER 82	.000000	.000000	.000000	.000860	.000000	.001568	.007689	.000038
PULP 83	.000000	.000000	.000000	.000000	.000000	.000000	.000000	.000000
PAPER STOCK 84	.000096	.000155	.000159	.000550	.001253	.000000	.000384	.000617
AO PULP & PAPER 85	.000000	.001198	.000247	.000037	.000000	.001381	.000000	.003420
PAPER BLDG. PROD. 86	.000000	.000000	.000000	.000004	.000000	.000000	.000000	.000000
PAPER CARTONS 87	.001321	.001921	.000483	.000615	.000693	.000382	.016846	.002513
CONVERTED PAPER 88	.000034	.000017	.000000	.000393	.000175	.000000	.000410	.000173
PRINTED MATTER 89	.000000	.000000	.000000	.000000	.000000	.000000	.000000	.000000
PRINT. & PUBLISHING 90	.000000	.008235	.000000	.000000	.000000	.000000	.000000	.000000
PIG IRON, STEEL 91	.002492	.000403	.001179	.000000	.004454	.000782	.001153	.000000
BAR & RODS, STEEL 92	.028627	.000293	.000255	.000577	.040284	.012392	.003705	.001994
PLATE, SHEET, STRIP 93	.028089	.008654	.001708	.003233	.049636	.056673	.067712	.003580
STRUCTURAL & RAILS 94	.000000	.001098	.000000	.000000	.000000	.015341	.000040	.000109
STEEL CASTINGS 95	.014838	.000480	.004436	.003347	.005230	.005534	.001530	.000041
GRAPHITE, CARBON 96	.001594	.001374	.000000	.000000	.000000	.000000	.000388	.001655
PIPES & TUBES 97	.006379	.001755	.001373	.000993	.005475	.010190	.000000	.000890
IRON CASTINGS 98	.018537	.000629	.000000	.001955	.021474	.005355	.008653	.000011
MET. PRIMARY FORM 99	.004888	.001623	.005179	.000292	.003235	.013269	.003462	.024276
ALUMINUM ROLLED 100	.007906	.001849	.015410	.001687	.007618	.006658	.011314	.033443

TABLE 14 INDUSTRY INPUT AND FINAL EXPENDITURE COEFFICIENTS - AGGREGATION L (SEE CHAPTER 4)

INDUSTRY(COLUMNS) COMMODITY(ICWS)	AD MACHINERY & EQ. MFG. 73	REFRIG.& STORE MACH. 74	AIRCRAFT & PARTS 75	MOTOR VEH. MFG. 76	VEHICLE PARTS MFG. 77	OTH. TRANSP. EQ. 78	MFG. OF ELEC. APPLIANCES 79	COM. EQ. & WIRE MFG. 80
COPPER ROLLED 101	.005831	.006485	.005524	.001446	.018205	.000682	.006666	.087774
NON-FERROUS MET.102	.002725	.001396	.006489	.003655	.014788	.002081	.007406	.002555
PLATE, TANK, ROIL.103	.006230	.000000	.006587	.000000	.000000	.007449	.004644	.000000
BASIC STEEL PROD104	.022032	.000000	.006887	.000934	.001013	.004921	.006210	.007717
ARCH. METAL PROD105	.000330	.000000	.000000	.000623	.000000	.001273	.000000	.000000
METAL CONTAINERS106	.000161	.000088	.000000	.000000	.000115	.000000	.000167	.001238
BASIC METAL PROD107	.012479	.004802	.009595	.005226	.015188	.000460	.030519	.010213
METAL HOUSEWARE 108	.000000	.000000	.000000	.000000	.000000	.000656	.000000	.000000
WIRE&WIRE PROD. 109	.003110	.000833	.006429	.016764	.011978	.007996	.007906	.005743
HARDWARE NES 110	.001458	.004758	.000000	.000626	.000000	.003944	.025778	.000000
TOOLS&CUTTING EQ111	.000000	.000000	.000000	.000000	.000000	.000000	.000149	.000000
HEATING EQ. 112	.001522	.000000	.000000	.000000	.000000	.000000	.009034	.000000
FORG.&PLUMB.EQ. 113	.024933	.000651	.010730	.002362	.018490	.005182	.004310	.000233
MISC.METAL FAB. 114	.063756	.014725	.024591	.003642	.032681	.022386	.058566	.005085
AGR.IMPLEMENTS 115	.024469	.000000	.000000	.000000	.000000	.000000	.000000	.000000
INDUSTRIAL MACH.116	.076249	.007440	.010486	.000957	.013158	.024071	.032259	.000647
REFRIG.&AIR COM.117	.000513	.008207	.003114	.001526	.000000	.000890	.034300	.000000
OFFICE&STORE MCH118	.001696	.132543	.001642	.002157	.002535	.003774	.000874	.002316
AIRCRAFT & PARTS119	.000000	.000000	.195093	.000000	.000000	.000000	.000000	.000000
AIRCRAFT REPAIR 120	.000000	.000000	.009595	.000000	.000000	.000000	.000000	.000000
PASSENGER CARS 121	.000000	.000000	.000000	.000000	.000000	.000000	.000000	.000000
COM. VEHICLES 122	.000190	.000000	.000000	.000450	.000000	.000000	.000000	.000000
COM. TRAILERS 123	.000000	.000000	.000000	.000587	.000000	.000000	.000305	.000000
VEH. BODY, TRAIL.124	.000000	.000000	.000000	.001144	.000000	.000000	.000000	.000000
MOTOR VEH. PARTS125	.004575	.000000	.004732	.408825	.170812	.004209	.000000	.000000
RLY.ROLL. STOCK 126	.000000	.000000	.000000	.000000	.000000	.052017	.000000	.000000
SHIPS & BOATS 127	.000000	.000000	.000000	.000000	.000000	.037558	.000000	.000000
OTHER VEHICLES 128	.000000	.000000	.000000	.000000	.000000	.000282	.000000	.000000
SHIP REPAIR 129	.000000	.000000	.000000	.000000	.000000	.000000	.000000	.000000
SMALL APPLIANCES130	.002076	.000000	.000000	.001105	.000000	.000000	.028174	.000000
REFRIG.& FREEZER131	.000000	.000000	.000000	.000000	.000000	.000000	.000000	.000000
STOVES & RANGES 132	.000000	.000000	.000000	.000498	.000000	.000000	.000000	.000000
OTHER APPLIANCES133	.002384	.000000	.000000	.000411	.000000	.000821	.024103	.000000
COMMUNICATION EQ134	.000000	.042917	.022826	.000000	.002142	.015471	.000000	.089072
ELEC.WIRE, CABLF 135	.005181	.011679	.000842	.004473	.001850	.002350	.007065	.006661
ELEC. IND. EQ. 136	.023102	.021906	.000488	.001665	.000825	.003953	.050682	.024455
RADIO & T.V.EQ. 137	.000000	.000000	.000000	.002922	.000000	.002141	.000000	.000615
BATTERIES 138	.000074	.000000	.000000	.001574	.000000	.001572	.000149	.000145
LIGHT BULBS 139	.000000	.000000	.000795	.004284	.001909	.001129	.000178	.000000
OTHER ELFC. EQ 140	.000168	.000000	.000389	.000000	.000000	.002102	.001606	.002950
CEMENT 141	.000000	.000000	.000000	.000000	.000000	.000000	.000000	.000000
LIME 142	.000000	.000000	.000000	.000000	.000000	.000156	.000000	.000000
PLASTER & GYPSUM143	.000000	.000000	.000000	.000000	.000000	.000000	.000000	.000000
CONCRETE PROD. 144	.000000	.000000	.000000	.000000	.000000	.000000	.000000	.000000
CLAY PRODUCTS 145	.000000	.000000	.000110	.000000	.002581	.000000	.000185	.000702
REFRACTORIES 146	.000320	.000000	.000000	.000000	.000363	.000795	.000000	.000000
STONE PRODUCTS 147	.000000	.000000	.000000	.000000	.000000	.000000	.000000	.000000
GLASS&GLASS PROD148	.000053	.000028	.002158	.017745	.000923	.002571	.000856	.005815
MIN. WOOL&INSUL.149	.000056	.000000	.0002611	.000240	.000000	.001694	.000696	.000440
ASBESTOS PROD. 150	.000041	.000000	.000082	.000000	.001306	.002532	.000000	.000418

TABLE 14 INDUSTRY INPUT AND FINAL EXPENDITURE COEFFICIENTS - AGGREGATION L (SEE CHAPTER 4)

INDUSTRY(COLUMNS)	AD MACHINERY	REFRIG.&	AIRCRAFT	MOTOR VEH.	VEHICLE	OTH. TRANSP.	MFG. OF ELEC.	COM. EQ.
-------------------	--------------	----------	----------	------------	---------	--------------	---------------	----------

STONE PRODUCTS 147	.000000	.000000	.000000	.000000	.000000	.000000	.000000	.000000	.000000
GLASS&GLASS PROD148	.000053	.000028	.000158	.017745	.000923	.002571	.000856	.005815	.000000
MIN. WOOL&INSUL.149	.000056	.000000	.000611	.000240	.000000	.001694	.000696	.000440	.000000
ASBESTOS PROD. 150	.000041	.000000	.000000	.000000	.001306	.002532	.000000	.000416	.000000

TABLE 14 INDUSTRY INPUT AND FINAL EXPENDITURE COEFFICIENTS - AGGREGATION L (SEE CHAPTER 4)

INDUSTRY (COLUMNS)	AD MACHINERY & EQ. MFG.	REFRIG. & STORE MACH.	AIRCRAFT & PARTS	MOTOR VEH. MFG.	VEHICLE PARTS MFG.	OTH. TRANSP. EQ.	MFG. OF ELEC. APPLIANCES	COM. EQ. & WIRE MFG.
COMMODITY (ROWS)	73	74	75	76	77	78	79	80
OTH. MINERAL PROD151	.001029	.000000	.000000	.000000	.000000	.001763	.000370	.000591
GASOLINE 152	.000301	.001330	.001486	.000302	.000225	.000365	.000134	.000115
FUEL OIL 153	.001443	.000662	.001576	.000171	.001225	.003605	.001570	.001020
LUB. OIL & GREASE 154	.000354	.000094	.001080	.000586	.001306	.000195	.000457	.000179
OTH. PETROL. PROD. 155	.000067	.000055	.000436	.000040	.000087	.000178	.000054	.000075
EXPLOSIVES & AMMUN 156	.000000	.000000	.000000	.000000	.000000	.000000	.000000	.000000
FERTILIZERS 157	.000000	.000000	.000000	.000000	.000000	.000000	.000000	.000000
PLASTIC, SYN. RESIN 158	.000717	.000006	.001872	.000281	.004099	.001720	.001247	.022999
PHARM & MEDICINES 159	.000000	.000000	.000000	.000000	.000000	.000000	.000000	.000000
PAINTS & VARNISHES 160	.002297	.002660	.000463	.010264	.000678	.004517	.007323	.003066
SOAPS & CLEANERS 161	.000000	.000000	.000000	.000000	.000000	.000000	.000000	.000000
VEG. OILS & REF. GLY 162	.000000	.000000	.000000	.000000	.000000	.000000	.000000	.000000
TOILET & COSMETICS 163	.000000	.000000	.000000	.000000	.000000	.000000	.000000	.000000
PIGMENT, DYE & INK 164	.000000	.000000	.000000	.000000	.000000	.000000	.000011	.000196
INORGANIC CHEM. 165	.000541	.000000	.000000	.000115	.000245	.000000	.000044	.000320
ORGANIC CHEM. 166	.000000	.002152	.000000	.000046	.000000	.000000	.002784	.000000
IND. CHEM. PROD. 167	.002004	.000276	.000236	.001795	.000912	.000304	.001707	.003747
HOUSEHOLD CHEM. 168	.000091	.000000	.000000	.000655	.000000	.000000	.000428	.000000
SCIENCE & LAB. EQ. 169	.000308	.001452	.022785	.004389	.000000	.001403	.002719	.000053
JEWELLERY 170	.000084	.000000	.000000	.000196	.000000	.000000	.001200	.000000
PLASTIC FAB. PROD 171	.000246	.000453	.000000	.000637	.003876	.000000	.011604	.006716
SPORT GOODS & TOYS 172	.000000	.000000	.000000	.000000	.000000	.000000	.000000	.000000
FUR DRESSING & DYE 173	.000000	.000000	.000000	.000000	.000000	.000000	.000000	.000000
SIGNS & DISPLAYS 174	.000000	.000000	.000000	.000000	.000000	.000000	.000000	.000000
NOTIONS 175	.000000	.000000	.000000	.000000	.000000	.000000	.000000	.000000
WRITING EQ. 176	.000000	.000000	.000000	.000000	.000000	.000000	.000000	.000000
END PROD. NES 177	.001171	.000000	.000403	.000471	.001737	.001147	.000098	.000000
CONSTRUCTION 178	.004390	.001849	.008197	.003706	.007722	.004691	.002596	.002739
WH. & RETAIL TRADE 179	.023545	.015702	.014999	.030140	.026414	.028783	.028362	.016358
TRANSP. & STORAGE 180	.018107	.010558	.014552	.026212	.020429	.017574	.017491	.014073
BROADCASTING 181	.000000	.000000	.000000	.000000	.000000	.000000	.000000	.000000
TELEPHONE & TELEG. 182	.006591	.007258	.005212	.003132	.002703	.003379	.004477	.007276
POSTAL SERVICE 183	.001044	.001247	.000414	.000473	.000346	.000430	.001098	.000696
ELECTRIC POWER 184	.004900	.001534	.003753	.002472	.006041	.009178	.005916	.004304
OTHER UTILITIES 185	.002122	.000491	.001582	.000406	.003547	.002306	.002454	.001228
REAL ESTATE RENT 186	.004801	.015476	.003822	.000911	.001869	.002437	.007101	.014417
FINANCE & INSUR. 187	.010455	.047288	.008644	.001447	.003527	.011740	.008932	.013636
HEALTH & EDUCATION 188	.000000	.000000	.000000	.000000	.000000	.000000	.000000	.000000
BUSINESS SERVICE 189	.004298	.001341	.007443	.006139	.001132	.001763	.005684	.002777
ACCOMMOD. & MEALS 190	.000000	.000000	.000000	.000000	.000000	.000000	.000000	.000000
PERSONAL SERVICE 191	.006412	.003201	.006072	.007064	.003406	.003023	.005064	.004426
RENT EX. R. F. STATE 192	.001148	.000259	.000839	.001359	.001757	.000982	.000924	.001012
OFFICE SUPPLIES 193	.003897	.003477	.004417	.002384	.001743	.003079	.002893	.005675
ADVERTISING 194	.009643	.009289	.001859	.020836	.003381	.003483	.028264	.003497
TRAVEL & ENTERTAIN 195	.012878	.017534	.014459	.006785	.003620	.005104	.011303	.010435
CAFETERIA SUPPL. 196	.000339	.000270	.000488	.000029	.000273	.000473	.000181	.000367
OPERATING SUPPL. 197	.023894	.014383	.037646	.015040	.042595	.016422	.018339	.026925

TABLE 14 INDUSTRY INPUT AND FINAL EXPENDITURE COEFFICIENTS - AGGREGATION L (SEE CHAPTER 4)

INDUSTRY(COLUMNS) COMMODITY(ROWS)	AC MACHINERY &EQ. MFG. 73	REFRIG.& STORE MACH. 74	AIRCRAFT & PARTS 75	MOTOR VEH. MFG. 76	VEHICLE PARTS MFG. 77	OTH.TRANSP. EQ. 78	MFG.OF ELEC. APPLIANCES 79	COM. EQ. & WIRE MFG. 80
NCN-COMP.IMPORTS198	.000000	.000000	.000000	.000000	.000000	.000000	.000334	.000000
BAL.PAYMENT ADJ.199	.000000	.000000	.000000	.000000	.000000	.000000	.000000	.000000
COMMODITY TAXES 200	.000546	.001374	.004159	.000356	.000510	.001998	.000576	.001443
SUBSIDIES 201	.000000	.000000	.000000	.000000	.000000	.000000	.000000	.000000
INDIR.TX&GOV.SER202	.012259	.002815	.008959	.012261	.005284	.008965	.009893	.005858
WAGES & SALARIES203	.340794	.295089	.416595	.163872	.305867	.424839	.266403	.374510
NET-INC.UNINCORP204	.001169	.000701	.000077	.000360	.000769	.003575	.000062	.000075
SURPLUS 205	.073084	.246884	.039442	.109070	.075676	.055961	.060411	.109520
SUB TOT(198-205)206	.427851	.546863	.469232	.285918	.388105	.495337	.337679	.491406
TOTAL INPUTS 207	1.000000	1.000000	1.000000	1.000000	1.000000	1.000000	1.000000	1.000000

TABLE 15 INDUSTRY INPUT AND FINAL EXPENDITURE COEFFICIENTS - AGGREGATION L (SEE CHAPTER 4)

INDUSTRY(COLUMNS)	ELEC. INDUST. EQ.	OTH. ELEC. PROD. MFG.	CEMENT & LIME MFG.	CONCRETE & GYPSUM	CLAY,STONE & REFRAC.	GLASS & PROD. MFG.	OTH.NON-METAL MINERAL	PIER. PROD. IND.
-------------------	----------------------	--------------------------	-----------------------	----------------------	-------------------------	-----------------------	--------------------------	---------------------

TABLE 14 INDUSTRY INPUT AND FINAL EXPENDITURE COEFFICIENTS - AGGREGATION L (SEE CHAPTER 4)

INDUSTRY (COLUMNS)	ELEC. INDUST. EQ. 81	OTH. ELEC. PROD. MFG. 82	CEMENT & LIME MFG. 83	CONCRETE & GYPSUM 84	CLAY, STONE & REFRAC. 85	GLASS & PROD. MFG. 86	OTH. NON-METAL MINERAL 87	PETR. PROD. IND. 88
LIVE ANIMALS 1	.000000	.000000	.000000	.000000	.000000	.000000	.000000	.000000
GRAIN 2	.000000	.000000	.000000	.000000	.000000	.000000	.000000	.000000
FRUITS, NUTS & VEG. 3	.000000	.000000	.000000	.000000	.000000	.000000	.000000	.000000
MILK UNPROCESSED 4	.000000	.000000	.000000	.000000	.000000	.000000	.000000	.000000
EGGS IN THE SHELL 5	.000000	.000000	.000000	.000000	.000000	.000000	.000000	.000000
TOBACCO 6	.000000	.000000	.000000	.000000	.000000	.000000	.000000	.000000
OIL SEEDS 7	.000000	.000000	.000000	.000000	.000000	.000000	.000000	.000000
AGR. PROD. NES 8	.000000	.000000	.000000	.000000	.000000	.000000	.000000	.000000
FOREST PRODUCTS 9	.000000	.000000	.000536	.000011	.001334	.000000	.000462	.000000
FISH LANDINGS 10	.000000	.000000	.000000	.000000	.000000	.000000	.000000	.000000
FUR SKIN EX. RANCH 11	.000000	.000000	.000000	.000000	.000000	.000000	.000000	.000000
IRON ORE 12	.000000	.000000	.000000	.000000	.001451	.000000	.000000	.000000
METAL DRES NES 13	.000000	.000079	.000016	.000000	.016528	.000068	.046129	.000188
RADIOACTIVE DRES 14	.000000	.000000	.000000	.000000	.000000	.000000	.000000	.000000
GOLD DRES 15	.000000	.000000	.000000	.000000	.000000	.000000	.000000	.000000
COAL 16	.001703	.000356	.048785	.001770	.015627	.000417	.002473	.001095
CRUDE MINERAL OIL 17	.000000	.000000	.000008	.000000	.000023	.000000	.000000	.581540
NATURAL GAS 18	.000110	.000110	.005974	.000282	.003664	.001480	.000507	.000343
PROD. REL. TO MINES 19	.000000	.000000	.000000	.000000	.000000	.000000	.000734	.000006
ASBESTOS, FIBRES 20	.000000	.000000	.000000	.000000	.000000	.000000	.046401	.000102
CLAY & GYPSUM 21	.000000	.000120	.002810	.003537	.023704	.000391	.001830	.000076
SALT 22	.000000	.000000	.000000	.000000	.000000	.000000	.000000	.000038
CRUDE MINERAL NES 23	.000272	.000337	.005422	.081888	.033478	.018179	.031336	.000553
MEAT 24	.000000	.000000	.000000	.000000	.000000	.000000	.000000	.000000
HIDES & SKINS 25	.000000	.000000	.000000	.000000	.000000	.000000	.000000	.000000
ANIMAL FATS & OILS 26	.000000	.000000	.000000	.000000	.000012	.000000	.000000	.000000
MEAT BY-PROD. NES 27	.000000	.000000	.000000	.000000	.000000	.000000	.000000	.000000
POULTRY 28	.000000	.000000	.000000	.000000	.000000	.000000	.000000	.000000
MILK PROCESSED 29	.000000	.000000	.000000	.000000	.000000	.000000	.000000	.000000
BUTTER 30	.000000	.000000	.000000	.000000	.000000	.000000	.000000	.000000
CHEESE EX. PROCESS 31	.000000	.000000	.000000	.000000	.000000	.000000	.000000	.000000
DAIRY PROD. NES 32	.000000	.000000	.000000	.000000	.000000	.000000	.000000	.000000
PROCESS CHEESE 33	.000000	.000000	.000000	.000000	.000000	.000000	.000000	.000000
FISH PRODUCTS 34	.000000	.000000	.000000	.000000	.000000	.000000	.000000	.000000
FRUIT & VEG. CANNED 35	.000000	.000000	.000000	.000000	.000000	.000000	.000000	.000000
FEEDS & CONC. 36	.000000	.000000	.000000	.000000	.000000	.000000	.000000	.000000
FLOUR MILL PROD. 37	.000000	.000013	.000000	.000000	.000000	.000000	.000136	.000000
CEREAL PROD. 38	.000000	.000000	.000000	.000000	.000000	.000000	.000000	.000000
BISCUITS, 39	.000000	.000000	.000000	.000000	.000000	.000000	.000000	.000000
BAKERY PRODUCTS 40	.000000	.000000	.000000	.000000	.000000	.000000	.000000	.000000
CONFECTIONERY 41	.000000	.000000	.000000	.000000	.000000	.000000	.000000	.000000
SUGAR & MOLASSES 42	.000000	.000000	.000000	.000000	.000000	.000000	.000000	.000000
VEG. OIL & FATS 43	.000000	.000000	.000000	.000000	.000000	.000000	.000317	.000390
TEA & COFFEE 44	.000000	.000000	.000000	.000000	.000000	.000000	.000000	.000000
MISC. FOOD PROD. 45	.000000	.000000	.000000	.001450	.000000	.000000	.000000	.000000
SOFT DRINKS & CONC. 46	.000000	.000000	.000000	.000000	.000000	.000000	.000000	.000000
DISTILLERY PROD. 47	.000000	.000000	.000000	.000000	.000000	.000000	.000000	.000000
BREWERY & WINERY 48	.000000	.000000	.000000	.000000	.000000	.000000	.000000	.000000
TOBACCO PROCESSED 49	.000000	.000000	.000000	.000000	.000000	.000000	.000000	.000000
TOBACCO PRODUCTS 50	.000000	.000000	.000000	.000000	.000000	.000000	.000000	.000000

TABLE 14 INDUSTRY INPUT AND FINAL EXPENDITURE COEFFICIENTS - AGGREGATION L (SEE CHAPTER 4)

INDUSTRY (COLUMNS) COMMODITY (ROWS)	ELEC. INDUST. EQ. 81	OTH. ELEC. PROD. MFG. 82	CEMENT & LIME MFG. 83	CONCRETE & GYPSUM 84	CLAY, STONE & REFRAC. 85	GLASS & PROD. MFG. 86	OTH. NON-METAL MINERAL 87	PETR. PROD. IND. 88
FOOTWEAR RUBBER 51	.000000	.000000	.000000	.000000	.000000	.000000	.000000	.000000
TIRES & TUBES 52	.000000	.000000	.000000	.000000	.000000	.000000	.000000	.000000
RUBBER PROD. NES 53	.005031	.021044	.000000	.001183	.000000	.000000	.000507	.000000
LEATHER 54	.000000	.000000	.000000	.000000	.000000	.000000	.000000	.000000
FOOTWEAR LEATHER 55	.000000	.000000	.000000	.000000	.000000	.000000	.000000	.000000
LEATHER PROD. NES 56	.000000	.000000	.000000	.000000	.000000	.000000	.000000	.000000
COTTON FIBRE&YARN 57	.000000	.000000	.000000	.000000	.000000	.000000	.006450	.000000
COTTON FABRICS 58	.001234	.000151	.000560	.000698	.000258	.000000	.011415	.000000
WOOL YARN&FABRIC 59	.000000	.000000	.000000	.000000	.000000	.000000	.000000	.000000
SYNTH. FIBRE&YARN 60	.000000	.000019	.000000	.000000	.000000	.000000	.000978	.000000
SYNTH. FABRICS 61	.000000	.000000	.000000	.000000	.000000	.000000	.000000	.000000
CARPETING 62	.000000	.000000	.000000	.000000	.000000	.000000	.000000	.000000
LINOL&COATED FABR 63	.000000	.000079	.000000	.000000	.000000	.000000	.000000	.000000
CANVAS PRODUCTS 64	.000000	.000000	.000000	.000000	.000000	.000000	.000000	.000000
TEXTILE CONTAINERS 65	.000009	.000009	.000000	.000000	.000211	.000000	.000344	.000010
FELTS 66	.000000	.000000	.000000	.000000	.000000	.000000	.000000	.000000
CORDAGE & TWINE 67	.000114	.000135	.000338	.000000	.000000	.000162	.000000	.000000
OTHER FABRICS 68	.000817	.000000	.000000	.000000	.000000	.000000	.000000	.000000
TEXTILE PROD. NES 69	.000000	.000000	.000000	.000000	.000000	.000000	.000000	.000000
HOSIERY 70	.000000	.000000	.000000	.000000	.000000	.000000	.000000	.000000
KNITTED FABRICS 71	.000000	.000000	.000000	.000000	.000000	.000000	.000000	.000000
KNITTED CLOTHING 72	.000000	.000000	.000000	.000000	.000000	.000000	.000000	.000000
FUR CLOTHING 73	.000000	.000000	.000000	.000000	.000000	.000000	.000000	.000000
CLOTHING NES 74	.000000	.000000	.000000	.000000	.000000	.000000	.000000	.000000
PULP CHIPS&WASTE 75	.000105	.000261	.000239	.000038	.000000	.000170	.000571	.000026
LUMBER, SAWN PROD. 76	.000694	.000129	.000000	.000279	.000000	.000000	.000743	.000043
VENEER&PLYWOOD 77	.000000	.000000	.000000	.000000	.000000	.000000	.000000	.000000
MILLWORK (WOOD) 78	.000000	.000000	.000000	.000126	.000000	.000000	.000000	.000000
WOODEN CONTAINERS 79	.001234	.000227	.000000	.000000	.001487	.004934	.000598	.000068
WOOD PROD. NES 80	.000035	.000104	.000000	.000000	.000047	.000000	.000000	.000000
HOUSE FURNITURE 81	.000000	.025046	.000000	.000000	.000000	.000000	.000000	.000000
FURNITURE OTHER 82	.003464	.000365	.000000	.000000	.000000	.000179	.000000	.000000
PULP 83	.000000	.000000	.000000	.000000	.000000	.000000	.000000	.000000
PAPER STOCK 84	.001554	.001724	.000033	.000885	.000784	.001667	.002392	.000000
AD PULP & PAPER 85	.001813	.000000	.000000	.019883	.000070	.000043	.003162	.000000
PAPER BLDG. PROD. 86	.000000	.000000	.000000	.000000	.000000	.000000	.004249	.000000
PAPER CARTONS 87	.002573	.009265	.032328	.002820	.010535	.030301	.012937	.001119
CONVERTED PAPER 88	.000158	.000349	.000000	.000130	.000129	.000111	.003361	.000024
PRINTED MATTER 89	.000000	.000000	.000000	.000000	.000714	.000119	.000000	.000000
PRINT. & PUBLISHING 90	.000000	.000000	.000000	.000000	.000000	.000034	.000000	.000000
PIG IRON, STEEL 91	.000000	.000208	.000000	.000000	.000000	.000000	.000036	.000000
BAR&RODS, STEEL 92	.012670	.008413	.000000	.011558	.000000	.000000	.000000	.000000
PLATE, SHEET, STRIP 93	.019075	.014274	.000000	.000000	.000000	.000000	.000000	.000000
STRUCTURAL&RAILS 94	.002191	.000000	.000000	.000225	.000000	.000000	.000000	.000000
STEEL CASTINGS 95	.005830	.002023	.000000	.000000	.001662	.000000	.000000	.000000
GRAPHITE, CARBON 96	.006050	.003395	.000000	.000000	.000527	.000000	.000562	.000029
PIPES & TUBES 97	.000105	.000031	.000000	.000000	.000000	.000000	.000000	.000000
IRON CASTINGS 98	.009430	.001145	.000000	.000828	.000000	.000000	.000353	.000000
MET. PRIMARY FORM 99	.012771	.017804	.000000	.004670	.006204	.002841	.010210	.001805
ALUMINUM ROLLED 100	.008534	.006698	.000000	.000649	.000000	.000689	.000000	.000000

TABLE 15 INDUSTRY INPUT AND FINAL EXPENDITURE COEFFICIENTS - AGGREGATION L (SEE CHAPTER 4)

INDUSTRY (COLUMNS)	ELEC. INDUST. EQ.	OTH. ELEC. PROD. MFG.	CEMENT & LIME MFG.	CONCRETE & GYPSUM	CLAY, STONE & REFRAC.	GLASS & PROD. MFG.	OTH. NON-METAL MINERAL	PETR. PROD. IND.
--------------------	----------------------	--------------------------	-----------------------	----------------------	--------------------------	-----------------------	---------------------------	---------------------

MET.PRIMARY FORM 99	.012771	.000000	.000000	.000000	.000000	.000000	.000000	.000000
ALUMINUM ROLLED 100	.008534	.017804	.000000	.000000	.0006204	.002841	.010210	.001805
		.006698	.000000	.000000	.000000	.000689	.000000	.000000

TABLE 14 INDUSTRY INPUT AND FINAL EXPENDITURE COEFFICIENTS - AGGREGATION L (SEE CHAPTER 4)

INDUSTRY (COLUMNS)	ELEC. INDUST. EQ. 81	OTH. ELEC. PROD. MFG. 82	CEMENT & LIME MFG. 83	CONCRETE & GYPSUM 84	CLAY, STONE & REFRAC. 85	GLASS & PROD. MFG. 86	OTH. NON-METAL MINERAL 87	PETR. PROD. IND. 88
COPPER ROLLED 101	.014518	.003769	.000000	.000000	.000000	.000000	.000688	.000000
NON-FERROUS MET. 102	.000628	.008979	.000000	.000000	.000000	.000000	.000000	.000000
PLATE, TANK, BOIL. 103	.000189	.000000	.000000	.000000	.000000	.000000	.000000	.000000
BASIC STEEL PROD 104	.000119	.001010	.000000	.000156	.001229	.000527	.000000	.000000
ARCH. METAL PROD 105	.000000	.000000	.000000	.000000	.000000	.000085	.000000	.000000
METAL CONTAINERS 106	.000145	.000522	.000066	.000000	.000972	.000000	.001504	.006933
BASIC METAL PROD 107	.038124	.003067	.000000	.000000	.000000	.001982	.000000	.000000
METAL HOUSEWARE 108	.000000	.000000	.000000	.000000	.000000	.000000	.000000	.000000
WIRE & WIRE PROD. 109	.004105	.002272	.000000	.020959	.000000	.000698	.007429	.000000
HARDWARE NES 110	.001497	.004823	.000000	.000000	.000000	.000034	.000063	.000000
TOOLS & CUTTING EQ 111	.000000	.000000	.000000	.000000	.000000	.000000	.000000	.000000
HEATING EQ. 112	.000000	.000038	.000000	.000000	.000000	.000000	.000000	.000000
FORG. & PLUMB. EQ. 113	.001444	.000000	.000000	.000107	.000000	.000000	.000000	.000000
MISC. METAL FAB. 114	.028075	.006028	.000000	.000000	.000000	.000000	.000000	.000000
AGR. IMPLEMENTS 115	.000000	.000000	.000000	.000000	.000000	.000000	.000000	.000000
INDUSTRIAL MACH. 116	.005360	.000000	.000000	.000027	.004483	.000000	.000471	.000000
REFRIG. & AIR CON. 117	.000000	.000000	.000000	.000000	.000000	.000000	.000000	.000000
OFFICE & STORE MCH 118	.002858	.000900	.000354	.000275	.000082	.001327	.000743	.000957
AIRCRAFT & PARTS 119	.000000	.000000	.000000	.000000	.000000	.000000	.000000	.000000
AIRCRAFT REPAIR 120	.000000	.000000	.000000	.000000	.000000	.000000	.000000	.000000
PASSENGER CARS 121	.000000	.000000	.000000	.000000	.000000	.000000	.000000	.000000
COM. VEHICLES 122	.000000	.000000	.000000	.000000	.000000	.000000	.000000	.000000
COM. TRAILERS 123	.000026	.000000	.000000	.000000	.000000	.000000	.000000	.000000
VEH. BODY, TRAIL. 124	.000000	.000000	.000000	.000000	.000000	.000000	.000000	.000000
MOTOR VEH. PARTS 125	.002327	.000000	.000000	.000000	.000000	.000000	.000000	.000000
RLY. ROLL. STOCK 126	.000000	.000000	.000000	.000000	.000000	.000000	.000000	.000000
SHIPS & BOATS 127	.000000	.000000	.000000	.000000	.000000	.000000	.000000	.000000
OTHER VEHICLES 128	.000000	.000000	.000000	.000000	.000000	.000000	.000000	.000000
SHIP REPAIR 129	.000000	.000000	.000000	.000000	.000000	.000000	.000000	.000000
SMALL APPLIANCES 130	.023597	.004666	.000000	.000000	.000000	.000000	.000000	.000000
REFRIG. & FREEZER 131	.000000	.000000	.000000	.000000	.000000	.000000	.000000	.000000
STOVES & RANGES 132	.000000	.000000	.000000	.000000	.000000	.000000	.000000	.000000
OTHER APPLIANCES 133	.000000	.000000	.000000	.000000	.000000	.000000	.000000	.000000
COMMUNICATION EQ 134	.022420	.185427	.000000	.000000	.000000	.000000	.000000	.000000
ELEC. WIRE, CABLE 135	.033839	.007447	.000000	.000000	.000000	.000000	.000000	.000000
ELEC. IND. EQ. 136	.067261	.033207	.000000	.000000	.011062	.000000	.000000	.000000
RADIO & T.V. EQ. 137	.000000	.005726	.000000	.000000	.000000	.000000	.000000	.000000
BATTERIES 138	.002419	.003819	.000000	.000000	.000000	.000000	.000000	.000000
LIGHT BULBS 139	.000000	.012698	.000000	.000000	.000000	.003437	.000000	.000000
OTHER ELEC. EQ 140	.002055	.010908	.000000	.000000	.000000	.000000	.000000	.000000
CEMENT 141	.000000	.000000	.001615	.168251	.001522	.000051	.010944	.000000
LIME 142	.000000	.000000	.000000	.001648	.000000	.004619	.000326	.000001
PLASTER & GYPSUM 143	.000000	.000000	.000000	.009497	.000246	.000000	.000000	.000000
CONCRETE PROD. 144	.000000	.000000	.000494	.002995	.000679	.000000	.000000	.000000
CLAY PRODUCTS 145	.009136	.000500	.000000	.000072	.009025	.000051	.000000	.000000
REFRACATORIES 146	.000000	.000000	.003684	.000000	.044446	.012420	.001993	.000000
STONE PRODUCTS 147	.000000	.000000	.000000	.000000	.012010	.000000	.004602	.000000
GLASS & GLASS PROD 148	.000509	.012909	.000000	.000015	.000000	.147488	.000725	.000023
MIN. WOOL & INSUL. 149	.000755	.000000	.000000	.001881	.002095	.000000	.003361	.000000
ASBESTOS PROD. 150	.000044	.000066	.000000	.000000	.000000	.000000	.003959	.000000

TABLE 14 INDUSTRY INPUT AND FINAL EXPENDITURE COEFFICIENTS - AGGREGATION L (SEE CHAPTER 4)

INDUSTRY (COLUMNS) COMMODITY (ROWS)	ELEC. INDUST. EQ. 81	OTH. ELEC. PROD. MFG. 82	CEMENT & LIME MFG. 83	CONCRETE & GYPSUM 84	CLAY, STONE & REFRACT. 85	GLASS & PROD. MFG. 86	OTH. NON-METAL MINERAL 87	PETR. PROD. IND. 88
OTH. MINERAL PROD 151	.001282	.000000	.000000	.004438	.001885	.000791	.020374	.000000
GASOLINE 152	.000119	.000217	.002686	.005010	.002587	.000315	.000208	.000060
FUEL OIL 153	.001168	.001032	.009534	.007345	.016774	.014802	.004983	.000645
LUB. OIL & GREASE 154	.001440	.000120	.004096	.001271	.001358	.000842	.000562	.004263
OTH. PETROL. PROD. 155	.000035	.000217	.000058	.000336	.000164	.000128	.002663	.006122
EXPLOSIVES & AMMUN 156	.000000	.000000	.000074	.000149	.000468	.000000	.000000	.000000
FERTILIZERS 157	.000000	.000000	.000000	.000000	.000000	.000221	.000045	.000000
PLASTIC, SYN. RESIN 158	.001431	.017697	.000049	.000172	.000023	.000034	.018254	.000620
PHARM & MEDICINES 159	.000000	.000000	.000000	.000000	.000000	.000000	.000145	.000000
PAINTS & VARNISHES 160	.002454	.003819	.000000	.000820	.003921	.001140	.001060	.000007
SOAPS & CLEANERS 161	.000000	.000000	.000000	.000000	.000000	.000000	.000000	.000000
VEG. OILS & REF. GLY 162	.000000	.000028	.000000	.000000	.000000	.000000	.000063	.000000
TOILET & COSMETICS 163	.000000	.000000	.000000	.000000	.000000	.000000	.000000	.000000
PIGMENT, DYE & INK 164	.000044	.003385	.003115	.002686	.003664	.005691	.007419	.000109
INORGANIC CHEM. 165	.000448	.001633	.000000	.000256	.005455	.039122	.004493	.000972
ORGANIC CHEM. 166	.000198	.000230	.000000	.000038	.000538	.000187	.000335	.000090
IND. CHEM. PROD. 167	.001800	.002794	.000206	.009573	.002997	.002390	.005309	.024830
HOUSEHOLD CHEM. 168	.000000	.000192	.000000	.000000	.000000	.000000	.000000	.000000
SCIENCE & LAB. EQ. 169	.000040	.000000	.000000	.000000	.000000	.001948	.000000	.000000
JEWELLERY 170	.000000	.000000	.000000	.000000	.000000	.000000	.000000	.000000
PLASTIC FAB. PROD 171	.002248	.007607	.000000	.000000	.000000	.007741	.000000	.000261
SPORT GOODS & TOYS 172	.000000	.001589	.000000	.000000	.000000	.000000	.000000	.000000
FUR DRESSING & DYE 173	.000000	.000000	.000000	.000000	.000000	.000000	.000000	.000000
SIGNS & DISPLAYS 174	.000000	.000000	.004986	.002614	.002669	.003020	.004720	.002938
NOTIONS 175	.000000	.000000	.000000	.000000	.000000	.000000	.000000	.000000
WRITING EQ. 176	.000000	.000000	.000000	.000000	.000000	.000000	.000000	.000000
END PROD. NES 177	.000000	.000009	.000000	.000019	.000000	.000298	.000063	.000000
CONSTRUCTION 178	.002564	.001941	.006205	.005098	.010067	.006312	.004611	.021009
WH. & RETAIL TRADE 179	.018641	.018477	.014388	.027492	.020250	.017898	.018689	.004727
TRANSP. & STORAGE 180	.012134	.026427	.041887	.089881	.042187	.035566	.028437	.087573
BROADCASTING 181	.000000	.000000	.000000	.000000	.000000	.000000	.000000	.000000
TELEPHONE & TELEG. 182	.007428	.006481	.003956	.004842	.006754	.003743	.005182	.000911
POSTAL SERVICE 183	.001019	.000969	.000330	.000496	.000808	.000502	.000942	.000309
ELECTRIC POWER 184	.005545	.003845	.041566	.007059	.016587	.011322	.049336	.006757
OTHER UTILITIES 185	.001106	.001202	.017000	.002911	.011179	.004891	.024858	.001438
REAL ESTATE RENT 186	.005044	.006663	.005554	.004441	.000913	.009255	.005227	.001689
FINANCE & INSUR. 187	.014119	.016671	.011067	.005502	.012326	.006567	.015084	.007481
HEALTH & EDUCATION 188	.000000	.000000	.000000	.000000	.000000	.000000	.000000	.000000
BUSINESS SERVICES 189	.007529	.004373	.003288	.004411	.005853	.002288	.004131	.000763
ACCOMMOD. & MEALS 190	.000000	.000000	.000000	.000000	.000000	.000000	.000000	.000000
PERSONAL SERVICES 191	.003499	.004071	.006230	.004441	.007164	.002084	.003941	.000869
RENT EX. R. ESTATE 192	.000799	.000862	.005455	.016308	.003875	.002339	.002437	.000871
OFFICE SUPPLIES 193	.005782	.003694	.001632	.002961	.004120	.002186	.002383	.001046
ADVERTISING 194	.004004	.015422	.004796	.004567	.008159	.005138	.007528	.000102
TRAVEL & ENTERTAIN 195	.016068	.028652	.008364	.012267	.016996	.006380	.016823	.001537
CAFETERIA SUPPL. 196	.000351	.000352	.000214	.000321	.000632	.000561	.000272	.000079
OPERATING SUPPL. 197	.033339	.020409	.117520	.071517	.080756	.067739	.060814	.013209

TABLE 15 INDUSTRY INPUT AND FINAL EXPENDITURE COEFFICIENTS - AGGREGATION L (SEE CHAPTER 4)

INDUSTRY (COLUMNS)	ELEC. INDUST. EQ.	OTH. ELEC. PROD. MFG.	CEMENT & LIME MFG.	CONCRETE & GYPSUM	CLAY, STONE & REFRACT.	GLASS & PROD. MFG.	OTH. NON-METAL MINERAL	PETR. PROD. IND.
--------------------	----------------------	--------------------------	-----------------------	----------------------	---------------------------	-----------------------	---------------------------	---------------------

CAFETERIA SUPPL.196	.028852	.008584	.012287	.016998	.006380	.016823	.001537
OPERATING SUPPL.197	.033339	.020409	.117520	.071517	.080756	.067739	.060814
	.000351	.000352	.000214	.000321	.000632	.000561	.000272
							.000079
							.013209

TABLE 14 INDUSTRY INPUT AND FINAL EXPENDITURE COEFFICIENTS - AGGREGATION L (SEE CHAPTER 4)

INDUSTRY (COLUMNS)	ELEC. INDUST. EQ. 81	OTH. ELEC. PROD. MFG. 82	CEMENT & LIME MFG. 83	CONCRETE & GYPSUM 84	CLAY, STONE & REFRAC. 85	GLASS & PROD. MFG. 86	OTH. NON-METAL MINERAL 87	PETR. PROD. IND. 88
NON-COMP. IMPORTS 198	.000000	.000000	.000000	.000000	.000000	.000000	.003216	.000000
BAL. PAYMENT ADJ. 199	.000000	.000000	.000000	.000000	.000000	.000000	.000000	.000000
COMMODITY TAXES 200	.000694	.000585	.003329	.006002	.003266	.000851	.000408	.000379
SUBSIDIES 201	.000000	.000000	.000000	.000000	.000000	.000000	.000000	.000000
INDIR. TX & GOV. SER 202	.012477	.005792	.016836	.013202	.014550	.010837	.012330	.005160
WAGES & SALARIES 203	.405048	.264866	.203453	.247918	.362613	.361218	.322046	.064404
NET-INC. UNINCORP 204	.000105	.000692	.000008	.006422	.009891	.001914	.000190	.002453
SURPLUS 205	.070975	.104291	.358855	.088420	.112256	.127234	.114409	.132950
SUB TOT (198-205) 206	.489299	.376227	.582480	.361963	.502575	.502054	.452598	.205345
TOTAL INPUTS 207	1.000000	1.000000	1.000000	1.000000	1.000000	1.000000	1.000000	1.000000

TABLE 14 INDUSTRY INPUT AND FINAL EXPENDITURE COEFFICIENTS - AGGREGATION L (SEE CHAPTER 4)

INDUSTRY (COLUMNS)	EXPLOSIVES & AMMUN.	MFG. MIXED FERTILIZERS	PLASTIC RESINS MFG.	PHARMA-CEUTICALS	PAINTS & VARNISH MFG.	SOAPS & CLEANERS	TOILET PREP. MFG.	OTH. CHEMICAL IND.
COMMODITY (ROWS)	89	90	91	92	93	94	95	96
LIVE ANIMALS 1	.000000	.000000	.000000	.002475	.000000	.000000	.000000	.000000
GRAIN 2	.000000	.000000	.000000	.000000	.000000	.000000	.000000	.000000
FRUITS, NUTS & VEG. 3	.000000	.000000	.000000	.000000	.000000	.000000	.000000	.000000
MILK UNPROCESSED 4	.000000	.000000	.000000	.000000	.000000	.000000	.000000	.000000
EGGS IN THE SHELL 5	.000000	.000000	.000000	.000000	.000000	.000000	.000000	.000000
TOBACCO 6	.000000	.000000	.000000	.000000	.000000	.000000	.000000	.000000
OIL SEEDS 7	.000000	.000000	.000000	.000000	.000000	.000000	.000000	.000000
AGR. PROD. NES 8	.000000	.000000	.000000	.000142	.000006	.000017	.001088	.000121
FOREST PRODUCTS 9	.000000	.000000	.000000	.000000	.000000	.000000	.000000	.000197
FISH LANDINGS 10	.000000	.000000	.000000	.000000	.000000	.000000	.000000	.000000
FUR SKIN EX. RANCH 11	.000000	.000000	.000000	.000000	.000000	.000000	.000000	.000000
IRON ORE 12	.000000	.000000	.000000	.000000	.000000	.000000	.000000	.000038
METAL ORES NES 13	.000000	.000000	.000000	.000000	.000000	.000000	.000000	.000963
RADIOACTIVE ORES 14	.000000	.000000	.000000	.000000	.000000	.000000	.000000	.000000
GOLD ORES 15	.000000	.000000	.000000	.000000	.000000	.000000	.000000	.000000
COAL 16	.003534	.000495	.002212	.000232	.000322	.003108	.000195	.012191
CRUDE MINERAL OIL 17	.000081	.000000	.000000	.000000	.000000	.000000	.000000	.000000
NATURAL GAS 18	.000258	.000336	.000904	.000062	.000109	.000102	.000056	.001790
PROD. REL. TO MINES 19	.007019	.000000	.000000	.000028	.000000	.000000	.000000	.005254
ASBESTOS, FIBRES 20	.000000	.000000	.000000	.000000	.000058	.000000	.000000	.000009
CLAY & GYPSUM 21	.000000	.000000	.000000	.000000	.001436	.000493	.000042	.000240
SALT 22	.000000	.000000	.000000	.000000	.000000	.000181	.000000	.003246
CRUDE MINERAL NES 23	.000065	.058290	.000000	.000221	.004197	.000923	.000991	.019310
MEAT 24	.000000	.000000	.000000	.000000	.000000	.000000	.000000	.000000
HIDES & SKINS 25	.000000	.000000	.000000	.000000	.000000	.000000	.000000	.000000
ANIMAL FATS & OILS 26	.000000	.000000	.000000	.000255	.000000	.014148	.001200	.000939
MEAT BY-PROD. NES 27	.000000	.003484	.000000	.005596	.000000	.000000	.000000	.000417
PGULTRY 28	.000000	.000000	.000000	.000000	.000000	.000000	.000000	.000000
MILK PROCESSED 29	.000000	.000000	.000000	.000000	.000000	.000000	.000000	.000000
BUTTER 30	.000000	.000000	.000000	.000000	.000000	.000000	.000000	.000000
CHEESE EX. PROCESS 31	.000000	.000000	.000000	.000000	.000000	.000000	.000000	.000000
DAIRY PROD. NES 32	.000000	.000000	.000473	.000589	.001326	.000000	.000000	.000345
PROCESS CHEESE 33	.000000	.000000	.000000	.000000	.000000	.000000	.000000	.000000
FISH PRODUCTS 34	.000000	.000000	.000000	.000255	.000444	.013361	.000000	.000238
FRUIT & VEG. CANNED 35	.000000	.000000	.000000	.000040	.000000	.000000	.000000	.000000
FEEDS & CONC. 36	.000000	.000354	.000000	.000164	.000000	.000000	.000000	.000000
FLOUR MILL PROD. 37	.001162	.000000	.000000	.000091	.000000	.000000	.000000	.000503
CEREAL PROD. 38	.000000	.000000	.000000	.000000	.000000	.000000	.000000	.000000
BISCUITS, 39	.000000	.000000	.000000	.000000	.000000	.000000	.000000	.000000
BAKERY PRODUCTS 40	.000000	.000000	.000000	.000000	.000000	.000000	.000000	.000000
CONFECTIONERY 41	.000000	.000000	.000000	.000249	.000000	.000000	.000000	.000000
SUGAR & MOLASSES 42	.000000	.000000	.000000	.002135	.000000	.000000	.000000	.000082
VEG. OIL & FATS 43	.002662	.000000	.012971	.005624	.031621	.000745	.004340	.006944
TEA & COFFEE 44	.000000	.000000	.000000	.000000	.000000	.000000	.000000	.000000
MISC. FOOD PROD. 45	.000742	.000000	.000000	.003800	.000000	.001404	.000223	.000977
SOFT DRINKS & CONC. 46	.000000	.000000	.000000	.000000	.000000	.000000	.000000	.000000
DISTILLERY PROD. 47	.001791	.000000	.001309	.003325	.001030	.001755	.002889	.001010
BREWERY & WINERY 48	.000000	.000000	.000000	.000062	.000000	.000000	.000000	.000000
TOBACCO PROCESSED 49	.000000	.000000	.000000	.000000	.000000	.000000	.000000	.000000
TOBACCO PRODUCTS 50	.000000	.000000	.000000	.000000	.000000	.000000	.000000	.000000

TABLE 14 INDUSTRY INPUT AND FINAL EXPENDITURE COEFFICIENTS - AGGREGATION L (SEE CHAPTER 4)

INDUSTRY (COLUMNS)	EXPLOSIVES & AMMUN.	MFG. MIXED FERTILIZERS	PLASTIC RESINS MFG.	PHARMA-CEUTICALS	PAINTS & VARNISH MFG.	SOAPS & CLEANERS	TOILET PREP. MFG.	OTH. CHEMICAL IND.
COMMODITY (ROWS)	89	90	91	92	93	94	95	96
FOOTWEAR RUBBER 51	.000000	.000000	.000000	.000000	.000000	.000000	.000000	.000000
TIRES & TUBES 52	.000000	.000000	.000000	.000000	.000000	.000000	.000000	.000006
RUBBER PROD. NES 53	.000000	.000000	.000000	.000125	.011562	.000000	.000000	.000504

BREWERY & WINERY 48	.000000	.000000	.000000	.000000	.000000	.000000	.000000	.000000	.001010
TOBACCO PROCESSED 49	.000000	.000000	.000000	.000000	.000000	.000000	.000000	.000000	.000000
TOBACCO PRODUCTS 50	.000000	.000000	.000000	.000000	.000000	.000000	.000000	.000000	.000000

TABLE 14 INDUSTRY INPUT AND FINAL EXPENDITURE COEFFICIENTS - AGGREGATION L (SEE CHAPTER 4)

INDUSTRY (COLUMNS)	EXPLOSIVES & AMMUN. 89	MFG. MIXED FERTILIZERS 90	PLASTIC RESINS MFG. 91	PHARMA- CEUTICALS 92	PAINTS & VARNISH MFG. 93	SOAPS & CLEANERS 94	TOILET PREP. MFG. 95	OTH. CHEMICAL IND. 96
FOOTWEAR RUBBER 51	.000000	.000000	.000000	.000000	.000000	.000000	.000000	.000000
TIRES & TUBES 52	.000000	.000000	.000000	.000000	.000000	.000000	.000000	.000000
RUBBER PROD. NES 53	.000000	.000000	.000000	.000125	.011562	.000000	.000000	.000504
LEATHER 54	.000000	.000000	.000000	.000000	.000000	.000000	.000000	.000000
FOOTWEAR LEATHER 55	.000000	.000000	.000000	.000000	.000000	.000000	.000000	.000000
LEATHER PROD. NES 56	.000000	.000000	.000000	.000000	.000000	.000000	.000000	.000000
COTTON FIBRE & YARN 57	.004324	.000000	.000000	.000000	.000000	.000000	.000000	.000015
COTTON FABRICS 58	.000000	.000000	.000000	.001552	.000000	.010728	.001912	.000046
WOOL YARN & FABRIC 59	.000000	.000000	.000000	.000000	.000000	.000000	.000000	.000000
SYNTH. FIBRE & YARN 60	.001081	.000000	.014533	.000000	.000000	.000000	.000000	.000024
SYNTH. FABRICS 61	.000000	.000000	.000000	.000000	.000000	.000945	.000000	.000022
CARPETING 62	.000000	.000000	.000000	.000000	.000000	.000000	.000000	.000000
LINOL. & COATED FABR 63	.000000	.000000	.000000	.000000	.000000	.000000	.000000	.000084
CANVAS PRODUCTS 64	.000000	.000000	.000000	.000000	.000000	.000000	.000000	.000000
TEXTILE CONTAINERS 65	.000000	.000301	.000414	.000006	.000097	.000108	.000014	.000755
FELTS 66	.000000	.000000	.000000	.000000	.000000	.000000	.000000	.000000
CORDAGE & TWINE 67	.000500	.000460	.000220	.000244	.000167	.000125	.000600	.000032
OTHER FABRICS 68	.000000	.000000	.000000	.000000	.000000	.000000	.000000	.000000
TEXTILE PROD. NES 69	.000000	.000000	.000000	.000000	.000000	.000051	.000000	.000012
HOSIERY 70	.000000	.000000	.000000	.000000	.000000	.000000	.000000	.000000
KNITTED FABRICS 71	.000000	.000000	.000000	.000000	.000000	.000000	.000000	.000000
KNITTED CLOTHING 72	.000000	.000000	.000000	.000000	.000000	.000000	.000000	.000000
FUR CLOTHING 73	.000000	.000000	.000000	.000000	.000000	.000000	.000000	.000000
CLOTHING NES 74	.000000	.000000	.000000	.000000	.000000	.000000	.000000	.000000
PULP CHIPS & WASTE 75	.000048	.000000	.000000	.000000	.000000	.000000	.000000	.000013
LUMBER, SAWN PROD. 76	.000000	.000000	.000000	.000000	.000000	.000000	.000000	.000000
VENEER & PLYWOOD 77	.000000	.000000	.000000	.000000	.000000	.000000	.000000	.000000
MILLWORK (WOOD) 78	.000000	.000000	.000000	.000000	.000000	.000000	.000000	.000000
WOODEN CONTAINERS 79	.002759	.000000	.000971	.000125	.000006	.000226	.000000	.000375
WOOD PROD. NES 80	.000000	.000000	.000591	.000045	.000000	.000000	.000000	.000877
HOUSE FURNITURE 81	.000000	.000000	.000000	.000000	.000000	.000000	.000000	.000000
FURNITURE OTHER 82	.000000	.000000	.000000	.000000	.000000	.000000	.000000	.000000
PULP 83	.001371	.000000	.036430	.000000	.000000	.000000	.000000	.000000
PAPER STOCK 84	.008551	.000071	.000937	.001212	.000161	.001529	.001200	.001223
AO PULP & PAPER 85	.000000	.000000	.001072	.000663	.001242	.001421	.003042	.000845
PAPER BLDG. PROD. 86	.000000	.000000	.000000	.000000	.000000	.000000	.000000	.000000
PAPER CARTONS 87	.021249	.043806	.008369	.022581	.007429	.051575	.051072	.013871
CONVERTED PAPER 88	.000032	.000035	.000456	.009305	.004017	.006952	.009280	.000513
PRINTED MATTER 89	.000000	.000000	.000000	.000204	.000000	.000000	.001200	.000000
PRINT. & PUBLISHING 90	.000210	.000000	.000000	.000000	.000000	.000000	.000000	.000159
PIG IRON, STEEL 91	.000000	.000000	.000000	.000000	.000000	.000000	.000000	.000000
BAR & RODS, STEEL 92	.000000	.000000	.000000	.000000	.000000	.000000	.000000	.000000
PLATE, SHEET, STRIP 93	.000000	.000000	.000000	.000000	.000000	.000000	.000000	.000528
STRUCTURAL & RAILS 94	.000000	.000000	.000000	.000000	.000000	.000000	.000000	.000000
STEEL CASTINGS 95	.000000	.000000	.000000	.000000	.000000	.000000	.000000	.000000
GRAPHITE, CARBON 96	.000000	.000000	.000000	.000000	.000451	.000000	.000000	.006939
PIPES & TUBES 97	.000000	.000000	.000000	.000000	.000000	.000000	.000000	.000000
IRON CASTINGS 98	.000000	.000000	.000000	.000000	.000000	.000000	.000000	.000000
MET. PRIMARY FORM 99	.017361	.000000	.000709	.000210	.004294	.001161	.000056	.008090
ALUMINUM ROLLED 100	.000274	.000000	.000000	.000000	.000000	.000000	.000000	.000029

TABLE 14 INDUSTRY INPUT AND FINAL EXPENDITURE COEFFICIENTS - AGGREGATION L (SEE CHAPTER 4)

INDUSTRY(COLUMNS) COMMODITY(ROWS)	EXPLOSIVES & AMMUN. 89	MFG. MIXED FERTILIZERS 90	PLASTIC RESINS MFG. 91	PHARMA- CEUTICALS 92	PAINTS & VARNISH MFG. 93	SOAPS & CLEANERS 94	TOILET PREP. MFG. 95	OTH. CHEMICAL IND. 96
COPPER ROLLED 101	.012359	.000000	.000000	.000000	.000000	.000000	.000000	.000034
NON-FERROUS MET.102	.000000	.000000	.000000	.000000	.000000	.000000	.000000	.000363
PLATE,TANK,BOIL.103	.000000	.000000	.000000	.000000	.000000	.000000	.000000	.000000
BASIC STEEL PROD104	.000000	.000000	.000000	.000000	.000000	.000000	.000000	.000018
ARCH. METAL PROD105	.000000	.000000	.000000	.000000	.000000	.000000	.000000	.000000
METAL CONTAINERS106	.001468	.000018	.004104	.010483	.046936	.007750	.023205	.012226
BASIC METAL PROD107	.008455	.000000	.000000	.000000	.000000	.000000	.000000	.000007
METAL HOUSEWARE 108	.000000	.000000	.000000	.000000	.000000	.000000	.000000	.000000
WIRE&WIRE PROD. 109	.000000	.000000	.000000	.000176	.000000	.000759	.000000	.000000
HARDWARE NES 110	.000000	.000000	.000000	.000000	.000000	.000000	.000000	.000000
TOOLS&CUTTING EQ111	.000000	.000000	.000000	.000000	.000000	.000000	.000000	.000000
HEATING EQ. 112	.000000	.000000	.000000	.000000	.000000	.000000	.000000	.000000
FORG.&PLUMB.EQ. 113	.004211	.000000	.000000	.000000	.000000	.000000	.000000	.000000
MISC.METAL FAB. 114	.000000	.000000	.002153	.005941	.002742	.008566	.004354	.000060
AGR.IMPLEMENTS 115	.000000	.000000	.000000	.000000	.000000	.000000	.000000	.000007
INDUSTRIAL MACH.116	.000000	.000000	.000000	.000000	.000000	.000000	.001968	.000000
REFRIG.&AIR CON.117	.000000	.000000	.000000	.000000	.000000	.000000	.000000	.000000
OFFICE&STORE MCH118	.002662	.000531	.001148	.005573	.001056	.002593	.002316	.000695
AIRCRAFT & PARTS119	.000000	.000000	.000000	.000000	.000000	.000000	.000000	.000000
AIRCRAFT REPAIR 120	.000000	.000000	.000000	.000000	.000000	.000000	.000000	.000000
PASSENGER CARS 121	.000000	.000000	.000000	.000000	.000000	.000000	.000000	.000000
COM. VEHICLES 122	.000000	.000000	.000000	.000000	.000000	.000000	.000000	.000000
COM. TRAILERS 123	.000000	.000000	.000000	.000000	.000000	.000000	.000000	.000000
VEH. BODY,TRAIL.124	.000000	.000000	.000000	.000000	.000000	.000000	.000000	.000000
MOTOR VEH. PARTS125	.000000	.000000	.000000	.000000	.000000	.000000	.000000	.000000
RLY.ROLL. STOCK 126	.000000	.000000	.000000	.000000	.000000	.000000	.000000	.000000
SHIPS & BOATS 127	.000000	.000000	.000000	.000000	.000000	.000000	.000000	.000000
OTHER VEHICLES 128	.000000	.000000	.000000	.000000	.000000	.000000	.000000	.000000
SHIP REPAIR 129	.000000	.000000	.000000	.000000	.000000	.000000	.000000	.000000
SMALL APPLIANCES130	.000000	.000000	.000000	.000000	.000000	.000000	.000935	.000013
REFRIG.& FREEZER131	.000000	.000000	.000000	.000000	.000000	.000000	.000000	.000000
STOVES & RANGES 132	.000000	.000000	.000000	.000000	.000000	.000000	.000000	.000000
OTHER APPLIANCES133	.000000	.000000	.000000	.000000	.000000	.000000	.000000	.000000
COMMUNICATION EQ134	.000000	.000000	.000000	.000000	.000000	.000000	.000000	.000000
ELEC.WIRE,CABLE 135	.000549	.000000	.000000	.000000	.000000	.000017	.000000	.000000
ELEC. IND. EQ. 136	.000000	.000000	.000000	.000000	.000000	.000000	.000000	.000000
RADIO & T.V.EQ. 137	.000000	.000000	.000000	.000000	.000000	.000000	.000000	.000000
BATTERIES 138	.000000	.000000	.000000	.000000	.000000	.000000	.000000	.000000
LIGHT BULBS 139	.000000	.000000	.000000	.000000	.000000	.000000	.000000	.000000
OTHER ELEC. EQ 140	.000000	.000000	.000000	.000000	.000000	.000000	.000000	.000000
CEMENT 141	.000000	.000000	.000000	.000000	.000148	.000000	.000000	.000000
LIME 142	.000000	.000088	.000000	.000000	.000000	.000000	.000000	.000616
PLASTER & GYPSUM143	.000000	.000000	.000000	.000057	.000000	.000000	.000000	.000000
CONCRETE PROD. 144	.000000	.000000	.000000	.000000	.000000	.000000	.000000	.000000
CLAY PRODUCTS 145	.000000	.000000	.000000	.000000	.000000	.000000	.000000	.000000
REFRACTORIES 146	.000000	.001680	.000000	.000034	.000000	.000000	.000000	.000658
STONE PRODUCTS 147	.000000	.000000	.000000	.000000	.000000	.000000	.000000	.000000
GLASS&GLASS PROD148	.000000	.000000	.000000	.038195	.0000155	.010841	.056221	.000523
MIN. WOOL&INSUL.149	.000000	.000000	.000000	.000000	.000000	.000000	.000000	.000000
ASBESTOS PROD. 150	.000000	.000000	.000000	.000000	.000000	.000000	.000000	.000000

TABLE 15 INDUSTRY INPUT AND FINAL EXPENDITURE COEFFICIENTS - AGGREGATION L (SEE CHAPTER 4)

INDUSTRY(COLUMNS)	EXPLOSIVES & AMMUN.	MFG. MIXED FERTILIZERS	PLASTIC RESINS MFG.	PHARMA- CEUTICALS	PAINTS &	SOAPS &	TOILET	OTH. CHEMICAL
-------------------	------------------------	---------------------------	------------------------	----------------------	----------	---------	--------	---------------

STONE PRODUCTS 147	.000000	.000000	.000000	.000000	.000000	.000000	.000000	.000000	
GLASS&GLASS PROD148	.000000	.000000	.000000	.000000	.038195	.000155	.010841	.056221	.000523
MIN. WOOL&INSUL.149	.000000	.000000	.000000	.000000	.000000	.000000	.000000	.000000	.000000
ASBESTOS PROD. 150	.000000	.000000	.000000	.000000	.000000	.000000	.000000	.000000	.000000

TABLE 14 INDUSTRY INPUT AND FINAL EXPENDITURE COEFFICIENTS - AGGREGATION L (SEE CHAPTER 4)

INDUSTRY (COLUMNS) COMMODITY (ROWS)	EXPLOSIVES & AMMUN. 89	MFG. MIXED FERTILIZERS 90	PLASTIC RESINS MFG. 91	PHARMA- CEUTICALS 92	PAINTS & VARNISH MFG. 93	SOAPS & CLEANERS 94	TOILET PREP. MFG. 95	OTH. CHEMICAL IND. 96
OTH. MINERAL PROD151	.000000	.001043	.000000	.000000	.000830	.000000	.000000	.001602
GASOLINE 152	.000194	.000707	.000220	.000374	.000212	.000209	.000042	.000238
FUEL OIL 153	.007422	.001680	.004231	.001337	.001597	.000883	.000893	.004272
LUB. OIL&GREASE 154	.000549	.000584	.000692	.000261	.000148	.000125	.000098	.001812
OTH. PETROL. PROD.155	.002210	.000088	.024506	.001201	.025325	.000091	.004982	.051538
EXPLOSIVES&AMMUN156	.120204	.000000	.003133	.000000	.000000	.000000	.000000	.000000
FERTILIZERS 157	.010004	.297091	.000000	.000000	.000000	.000232	.000000	.000445
PLASTIC, SYN. RESN158	.023750	.000018	.052821	.001416	.076645	.002542	.000181	.010188
PHARM&MEDICINES 159	.000000	.000000	.000000	.058357	.000045	.000000	.000000	.001420
PAINTS&VARNISHES160	.000000	.000000	.000236	.000000	.014909	.000000	.000000	.001512
SOAPS & CLEANERS161	.000000	.000000	.000000	.000000	.000000	.003357	.000132	.000973
VEG. OILS&REF. GLY162	.005938	.000000	.009796	.002231	.012115	.006024	.002149	.001092
TOILET&COSMETICS163	.000000	.000000	.000000	.000000	.000000	.002072	.006070	.000013
PIGMENT, DYE & INK164	.002807	.000000	.004045	.000091	.117865	.001897	.003447	.008335
INORGANIC CHEM. 165	.048469	.053020	.011620	.004638	.001680	.062269	.001088	.045673
ORGANIC CHEM. 166	.012133	.006225	.177193	.022937	.047515	.026116	.015643	.052994
IND. CHEM. PROD. 167	.025606	.111875	.037874	.007533	.028068	.047221	.029569	.041592
HOUSEHOLD CHEM. 168	.000000	.000000	.000000	.001620	.000000	.000000	.000000	.000032
SCIENCE&LAB. EQ. 169	.000000	.000000	.000000	.000306	.000000	.000000	.000000	.000000
JEWELLERY 170	.000000	.000000	.000000	.000000	.000000	.000000	.000000	.000000
PLASTIC FAB. PROD171	.004905	.000000	.000000	.010687	.000721	.022725	.035165	.001083
SPORT GOODS&TOYS172	.000000	.000000	.000000	.000000	.000000	.000000	.000000	.000000
FUR DRESSING&DYE173	.000000	.000000	.000000	.000000	.000000	.000000	.000000	.000000
SIGNS&DISPLAYS 174	.001726	.000760	.005472	.012500	.000708	.007173	.007326	.001377
NOTIONS 175	.000000	.000000	.000000	.000000	.000000	.000000	.000000	.000000
WRITING EQ. 176	.000000	.000000	.000000	.000000	.000000	.000000	.000000	.000000
END PROD. NES 177	.000000	.000000	.000000	.000000	.000000	.000000	.000000	.000000
CONSTRUCTION 178	.007002	.017579	.011949	.003885	.002607	.002055	.002819	.008672
WH. & RETAIL TRADE179	.020846	.012556	.021111	.017670	.023194	.026070	.029039	.020253
TRANSP. & STORAGE180	.022492	.077284	.030341	.016764	.027405	.030045	.014401	.033047
BROADCASTING 181	.000000	.000000	.000000	.000000	.000000	.000000	.000000	.000000
TELEPHONE&TELEG.182	.003695	.004704	.006941	.004871	.006721	.002916	.005610	.004090
POSTAL SERVICE 183	.000161	.000796	.000667	.006819	.001288	.001432	.003154	.000475
ELECTRIC POWER 184	.010439	.005129	.013283	.002271	.002678	.002763	.001340	.031920
OTHER UTILITIES 185	.001307	.002953	.006908	.000929	.001410	.002695	.000642	.014107
REAL ESTATE RENT186	.004034	.009550	.002981	.003092	.015469	.002242	.009182	.003390
FINANCE&INSUR. 187	.027139	.002458	.009821	.017897	.004081	.004812	.012308	.008681
HEALTH&EDUCATION188	.000000	.000000	.000000	.000000	.000000	.000000	.000000	.000000
BUSINESS SERVICE189	.000420	.000707	.002972	.020259	.007435	.011487	.011498	.003046
ACCOMMOD. & MEALS 190	.000000	.000000	.000000	.000000	.000000	.000000	.000000	.000000
PERSONAL SERVICE191	.000532	.002741	.003336	.012160	.007925	.012546	.012098	.007386
RENT EX. R. ESTATE192	.002323	.000743	.001900	.000820	.003895	.001455	.001521	.004131
OFFICE SUPPLIES 193	.003630	.001981	.002331	.005278	.004442	.002265	.004382	.002877
ADVERTISING 194	.006405	.010593	.012439	.092531	.042024	.125472	.166264	.005959
TRAVEL&ENTERTAIN195	.003469	.015191	.015673	.086251	.037621	.045874	.084953	.006353
CAFETERIA SUPPL.196	.000468	.000531	.000760	.000362	.000283	.000176	.001409	.000240
OPERATING SUPPL.197	.036916	.045362	.043295	.020434	.014903	.013061	.014945	.031843

TABLE 14 INDUSTRY INPUT AND FINAL EXPENDITURE COEFFICIENTS - AGGREGATION L (SEE CHAPTER 4)

INDUSTRY(COLUMNS) COMMODITY(ROWS)	EXPLOSIVES & AMMUN. 89	MFG. MIXED FERTILIZERS 90	PLASTIC RESINS MFG. 91	PHARMA- CEUTICALS 92	PAINTS & VARNISH MFG. 93	SOAPS & CLEANERS 94	TOILET PREP. MFG. 95	CHEMICAL IND. 96
NON-COMP. IMPORTS 198	.000710	.000000	.000000	.000000	.000000	.000000	.000000	.000938
BAL. PAYMENT ADJ. 199	.000000	.000000	.000000	.000000	.000000	.000000	.000000	.000000
COMMODITY TAXES 200	.000468	.000814	.000397	.001008	.000277	.002293	.002330	.000522
SUBSIDIES 201	.000000	.000000	.000000	.000000	.000000	.000000	.000000	-.000185
INDIR. TX&GOV. SER 202	.007245	.008560	.009289	.008892	.008304	.008503	.005777	.012867
WAGES & SALARIES 203	.386072	.147900	.202113	.278195	.248830	.175043	.205057	.207117
NET-INC. UNINCORP 204	.000000	.000000	.000000	.000895	.000753	.001002	.000851	.000492
SURPLUS 205	.083530	.048828	.179676	.143957	.089057	.111279	.134058	.260596
SUB TOT(198-205) 206	.478024	.206101	.391474	.432946	.347221	.298120	.348074	.482347
TOTAL INPUTS 207	1.000000	1.000000	1.000000	1.000000	1.000000	1.000000	1.000000	1.000000

TABLE 14 INDUSTRY INPUT AND FINAL EXPENDITURE COEFFICIENTS - AGGREGATION L (SEE CHAPTER 4)

INDUSTRY(COLUMNS) COMMODITY(ROWS)	MISC. MFG. IND. 97	CONSTRUCTION 98	WH.&RETAIL TRADE 99	TRANSP. & STORAGE 100	COMMUNI- CATIONS 101	UTILITIES 102	FINANCE INS., REAL ESTATE 103	HEALTH & EDUCATION 104
--------------------------------------	--------------------------	--------------------	---------------------------	-----------------------------	----------------------------	------------------	-------------------------------------	------------------------------

TABLE 14 INDUSTRY INPUT AND FINAL EXPENDITURE COEFFICIENTS - AGGREGATION L (SEE CHAPTER 4)

INDUSTRY (COLUMNS)	MISC. MFG. IND.	CONSTRUCTION	WH.&RETAIL TRADE	TRANSP. & STORAGE	COMMUNI-CATIONS	UTILITIES	FINANCE INS., REAL ESTATE	HEALTH & EDUCATION
COMMODITY (ROWS)	97	98	99	100	101	102	103	104
LIVE ANIMALS 1	.000000	.000000	.029449	.000000	.000000	.000000	.000000	.000000
GRAIN 2	.000000	.000000	.000105	.000000	.000000	.000000	.000000	.000000
FRUITS,NUTS & VEG.3	.000000	.000000	.000047	.000000	.000000	.000000	.000000	.000000
MILK UNPROCESSED 4	.000000	.000000	.000000	.000000	.000000	.000000	.000000	.000000
EGGS IN THE SHELL 5	.000000	.000000	.000000	.000000	.000000	.000000	.000000	.000000
TOBACCO 6	.000000	.000000	.000000	.000000	.000000	.000000	.000000	.000000
OIL SEEDS 7	.000000	.000000	.000000	.000000	.000000	.000000	.000000	.000000
AGR. PROD. NES 8	.000200	.001249	.000032	.000167	.000000	.000000	.000000	.000007
FOREST PRODUCTS 9	.000006	.002457	.000443	.000000	.000000	.000000	.000000	.000000
FISH LANDINGS 10	.000000	.000000	.000000	.000000	.000000	.000000	.000000	.000000
FUR SKIN EX.RANCH11	.000000	.000000	.000000	.000000	.000000	.000000	.000000	.000000
IRON ORE 12	.000000	.000000	.000049	.000000	.000000	.000000	.000000	.000000
METAL ORES NES 13	.000000	.000000	.000000	.000000	.000000	.000000	.000000	.000000
RADIOACTIVE ORES 14	.000000	.000000	.000000	.000000	.000000	.000000	.000000	.000000
GOLD ORES 15	.013256	.000000	.000000	.000000	.000000	.000000	.000000	.000654
COAL 16	.000887	.000000	.000043	.001011	.000000	.005464	.000000	.000057
CRUDE MINERAL OIL17	.000000	.000000	.000000	.000000	.000000	.000000	.000000	.000000
NATURAL GAS 18	.000089	.000000	.000283	.000228	.000012	.000631	.000167	.000080
PROD.REL.TO MINES19	.000000	.000000	.000000	.000000	.000000	.000000	.000000	.000000
ASBESTOS, FIBRES 20	.000072	.000000	.000000	.000000	.000000	.000000	.000000	.000000
CLAY & GYPSUM 21	.000063	.000033	.000000	.000000	.000000	.000000	.000000	.000000
SALT 22	.000003	.000000	.000000	.000167	.000000	.000000	.000000	.000000
CRUDE MINERAL NES23	.000358	.009410	.000017	.000156	.000000	.000000	.000000	.000000
MEAT 24	.000000	.000000	.000000	.000000	.000000	.000000	.000000	.000000
HIDES & SKINS 25	.000000	.000000	.000000	.000000	.000000	.000000	.000000	.000000
ANIMAL FAT&OILS 26	.000120	.000000	.000024	.000000	.000000	.000000	.000000	.000000
MEAT BY-PROD.NES 27	.000076	.000000	.000490	.000000	.000000	.000000	.000000	.000000
POULTRY 28	.000000	.000000	.000051	.000000	.000000	.000000	.000000	.000000
MILK PROCESSED 29	.000000	.000000	.000522	.000000	.000000	.000000	.000000	.000000
BUTTER 30	.000000	.000000	.000061	.000000	.000000	.000000	.000000	.000000
CHEESE EX.PROCESS31	.000000	.000000	.000012	.000000	.000000	.000000	.000000	.000000
DAIRY PROD. NES 32	.000000	.000000	.000026	.000000	.000000	.000000	.000000	.000000
PROCESS CHEESE 33	.000000	.000000	.000000	.000000	.000000	.000000	.000000	.000000
FISH PRODUCTS 34	.000182	.000000	.000021	.000000	.000000	.000000	.000000	.000000
FRUIT&VEG.CANNED 35	.000000	.000000	.000000	.000000	.000000	.000000	.000000	.000000
FEEDS & CONC. 36	.000000	.000000	.000606	.000207	.000000	.000000	.000000	.000000
FLOUR MILL PROD. 37	.000000	.000000	.000093	.000000	.000000	.000000	.000000	.000000
CEREAL PROD. 38	.000000	.000000	.000000	.000000	.000000	.000000	.000000	.000000
BISCUITS, 39	.000000	.000000	.000000	.000000	.000000	.000000	.000000	.000000
BAKERY PRODUCTS 40	.000000	.000000	.000000	.000000	.000000	.000000	.000000	.000000
CONFECTIONERY 41	.000000	.000000	.000000	.000000	.000000	.000000	.000000	.000000
SUGAR&MOLASSES 42	.000037	.000000	.000044	.000000	.000000	.000000	.000000	.000000
VEG.OIL & FATS 43	.000513	.000000	.000075	.000000	.000000	.000000	.000000	.000000
TEA & COFFEE 44	.000000	.000000	.000000	.000000	.000000	.000000	.000000	.000000
MISC.FOOD PROD. 45	.000012	.000000	.000023	.000000	.000000	.000000	.000000	.000005
SOFT DRINKS&CONC.46	.000000	.000000	.000000	.000000	.000000	.000000	.000000	.000000
DISTILLERY PROD. 47	.000000	.000039	.000000	.000000	.000000	.000000	.000000	.000000
BREWERY & WINERY 48	.000000	.000000	.000000	.000000	.000000	.000000	.000000	.000000
TOBACCO PROCESSED49	.000000	.000000	.000000	.000000	.000000	.000000	.000000	.000000
TOBACCO PRODUCTS 50	.000000	.000000	.000000	.000000	.000000	.000000	.000000	.000000

TABLE 14 INDUSTRY INPUT AND FINAL EXPENDITURE COEFFICIENTS - AGGREGATION L (SEE CHAPTER 4)

INDUSTRY (COLUMNS) COMMODITY (ROWS)	MISC. MFG. IND. 97	CONSTRUCTION 98	WH.&RETAIL TRADE 99	TRANSP. & STORAGE 100	COMMUNI- CATIONS 101	UTILITIES 102	FINANCE INS., REAL ESTATE 103	HEALTH & EDUCATION 104
FOOTWEAR RUBBER 51	.000000	.000000	.000000	.000000	.000000	.000000	.000000	.000000
TIRES & TUBES 52	.000273	.001315	.000702	.004629	.000000	.000000	.000000	.000000
RUBBER PROD. NES 53	.001642	.002401	.001085	.000891	.000000	.000000	.000000	.000189
LEATHER 54	.001924	.000000	.000013	.000026	.000000	.000000	.000000	.000000
FOOTWEAR LEATHER 55	.000000	.000040	.000000	.000000	.000000	.000000	.000000	.000000
LEATHER PROD. NES 56	.001039	.000000	.000000	.000026	.000000	.000000	.000000	.000000
COTTON FIBRE&YARN 57	.002596	.000043	.000058	.000000	.000000	.000000	.000000	.000000
COTTON FABRICS 58	.003531	.000000	.001058	.000546	.000040	.000000	.000000	.000235
WOOL YARN&FABRIC 59	.000077	.000000	.000443	.000164	.000000	.000000	.000000	.000000
SYNTH. FIBRE&YARN 60	.002360	.000000	.000000	.000000	.000000	.000000	.000000	.000000
SYNTH. FABRICS 61	.001559	.000691	.001963	.000000	.000000	.000000	.000000	.000000
CARPETING 62	.000000	.001530	.000000	.000000	.000000	.000000	.000000	.000000
LINCL&COATED FABR 63	.001755	.003544	.000000	.000144	.000000	.000000	.000000	.000000
CANVAS PRODUCTS 64	.000000	.000499	.000049	.000040	.000000	.000000	.000000	.000000
TEXTILE CONTAINERS 65	.000006	.000000	.000146	.000260	.000669	.000000	.000000	.000000
FELTS 66	.000432	.000095	.000000	.000000	.000000	.000000	.000000	.000000
CORDAGE & TWINE 67	.000199	.000001	.000410	.000249	.000277	.000000	.000000	.000002
OTHER FABRICS 68	.001716	.000000	.000892	.000000	.000000	.000000	.000000	.000000
TEXTILE PROD. NES 69	.001773	.000521	.000422	.000176	.000000	.000000	.000000	.008466
HOSIERY 70	.000000	.000000	.000000	.000000	.000000	.000000	.000000	.000000
KNITTED FABRICS 71	.000503	.000000	.000000	.000000	.000000	.000000	.000000	.000000
KNITTED CLOTHING 72	.000000	.000000	.000000	.000000	.000000	.000000	.000000	.000000
FUR CLOTHING 73	.000000	.000000	.000000	.000000	.000000	.000000	.000000	.000000
CLOTHING NES 74	.000114	.000000	.002472	.000000	.000187	.000000	.000000	.000000
PULP CHIPS&WASTE 75	.000302	.000000	.000000	.000000	.000000	.000000	.000000	.000000
LUMBER, SAWN PROD. 76	.008034	.023680	.001034	.000002	.000019	.001608	.000078	.000000
VENEER&PLYWOOD 77	.000968	.013367	.000039	.000000	.000014	.000000	.000000	.000000
MILLWORK (WOOD) 78	.000074	.019438	.000000	.000000	.000000	.000000	.000000	.000000
WOODEN CONTAINERS 79	.000959	.000000	.000089	.000000	.000000	.000000	.000000	.000000
WOOD PROD. NES 80	.007979	.002066	.000206	.000000	.000026	.000000	.000000	.000000
HOUSE FURNITURE 81	.000000	.000000	.000000	.000103	.000000	.000000	.000000	.000000
FURNITURE OTHER 82	.000019	.001731	.000000	.000000	.000016	.000000	.000000	.000013
PULP 83	.000000	.000000	.000009	.000000	.000000	.000000	.000000	.000000
PAPER STOCK 84	.007811	.000379	.002571	.000042	.000000	.000000	.000000	.000000
AO PULP & PAPER 85	.006280	.003027	.000221	.000117	.000000	.000000	.000000	.000000
PAPER BLDG. PROD. 86	.000000	.006456	.000000	.000000	.000000	.000000	.000000	.000000
PAPER CARTONS 87	.010054	.000000	.007342	.000088	.000000	.000000	.000000	.000000
CONVERTED PAPER 88	.000994	.000896	.002563	.000306	.000192	.000000	.000044	.000000
PRINTED MATTER 89	.000389	.000000	.001317	.000696	.008110	.000304	.001214	.000000
PRINT. & PUBLISHING 90	.000005	.000000	.000000	.000000	.000000	.000000	.000000	.000000
PIG IRON, STEEL 91	.000000	.000000	.000000	.000016	.000000	.000000	.000000	.000000
BAR&RODS, STEEL 92	.002084	.007589	.000049	.000254	.000000	.000000	.000000	.000000
PLATE, SHEET, STRIP 93	.007573	.003309	.000160	.000802	.000000	.000000	.000000	.000000
STRUCTURAL&RAILS 94	.000000	.006680	.000000	.000025	.000000	.000000	.000000	.000000
STEEL CASTINGS 95	.002686	.000000	.000028	.000150	.000000	.000000	.000000	.000000
GRAPHITE, CARBON 96	.000620	.000190	.000000	.000000	.000000	.000000	.000000	.000000
PIPES & TUBES 97	.005225	.020605	.000000	.000160	.000000	.000000	.000000	.000000
IRON CASTINGS 98	.000506	.011551	.000030	.000077	.000000	.000000	.000000	.000000
MET. PRIMARY FORM 99	.018121	.000000	.000055	.000022	.000000	.000000	.000000	.000000
ALUMINUM ROLLED 100	.008403	.000073	.000000	.000004	.000000	.000000	.000000	.000000

TABLE 14 INDUSTRY INPUT AND FINAL EXPENDITURE COEFFICIENTS - AGGREGATION L (SEE CHAPTER 4)

INDUSTRY (COLUMNS) COMMODITY (ROWS)	MISC. MFG. IND. 97	CONSTRUCTION 98	WH.&RETAIL TRADE 99	TRANSP. & STORAGE 100	COMMUNI- CATIONS 101	UTILITIES 102	FINANCE INS., REAL ESTATE 103	HEALTH & EDUCATION 104
--	--------------------------	--------------------	---------------------------	-----------------------------	----------------------------	------------------	-------------------------------------	------------------------------

TABLE 14 INDUSTRY INPUT AND FINAL EXPENDITURE COEFFICIENTS - AGGREGATION L (SEE CHAPTER 4)

INDUSTRY(COLUMNS)	MISC. MFG. IND. 97	CONSTRUCTION 98	WH.&RETAIL TRADE 99	TRANSP. & STORAGE 100	COMMUNI-CATIONS 101	UTILITIES 102	FINANCE INS., REAL ESTATE 103	HEALTH & EDUCATION 104
COPPER ROLLED 101	.011331	.003845	.000004	.000260	.000000	.000000	.000000	.000000
NON-FERROUS MET.102	.003352	.001430	.000019	.000065	.000000	.000000	.000000	.000000
PLATE,TANK,BOIL.103	.001475	.008992	.000000	.000509	.000000	.000000	.000000	.000000
BASIC STEEL PROD104	.002155	.027363	.000000	.000093	.000000	.000000	.000000	.000000
ARCH. METAL PROD105	.000000	.015970	.000000	.000000	.000000	.000000	.000000	.000000
METAL CONTAINERS106	.000735	.000000	.001239	.000000	.000000	.000000	.000000	.000000
BASIC METAL PROD107	.021402	.011482	.000003	.000010	.000000	.000000	.000000	.000000
METAL HOUSEWARE 108	.000000	.000400	.000000	.000000	.000000	.000000	.000000	.000000
WIREWIRE PROD. 109	.003367	.007912	.000424	.000014	.000000	.000000	.000000	.000000
HARDWARE NES 110	.000655	.005664	.000000	.000290	.000000	.000000	.000000	.000000
TOOLS&CUTTING EQ111	.000000	.000263	.000000	.000000	.000000	.000000	.000000	.000000
HEATING EQ. 112	.000000	.012211	.000000	.000000	.000000	.000000	.000000	.000000
FORG.&PLUMB.EQ. 113	.002313	.015415	.000000	.000081	.000091	.000000	.000000	.000000
MISC.METAL FAB. 114	.000677	.004570	.001799	.000000	.000000	.000000	.000000	.000000
AGR.IMPLEMENTS 115	.000000	.000000	.000000	.000000	.000000	.000000	.000000	.000000
INDUSTRIAL MACH.116	.000370	.014788	.000000	.001016	.000000	.000000	.000000	.000000
REFRIG.&AIR CON.117	.000035	.003262	.000000	.000000	.000000	.000000	.000000	.000000
OFFICE&STORE MCH118	.001173	.000030	.000807	.000929	.001024	.001579	.001388	.000020
AIRCRAFT & PARTS119	.000000	.000000	.000000	.001031	.000000	.000000	.000000	.000000
AIRCRAFT REPAIR 120	.000000	.000000	.000000	.002299	.000000	.000000	.000000	.000000
PASSENGER CARS 121	.000000	.000000	.000000	.000000	.000000	.000000	.000000	.000000
COM. VEHICLES 122	.000000	.000000	.000000	.000000	.000000	.000000	.000000	.000000
COM. TRAILERS 123	.000000	.000000	.000000	.000000	.000000	.000000	.000000	.000000
VEH. BODY,TRAIL.124	.000000	.000000	.000000	.000000	.000000	.000000	.000000	.000000
MOTOR VEH. PARTS125	.000131	.001253	.000000	.008080	.000000	.000000	.000000	.000000
RLY.ROLL. STOCK 126	.000000	.000000	.000000	.006263	.000000	.000000	.000000	.000000
SHIPS & BOATS 127	.000000	.000000	.000000	.000428	.000000	.000000	.000000	.000000
OTHER VEHICLES 128	.000000	.000000	.000000	.000000	.000000	.000000	.000000	.000000
SHIP REPAIR 129	.000000	.000000	.000000	.001556	.000000	.000000	.000000	.000000
SMALL APPLIANCES130	.000574	.000795	.000000	.000000	.000000	.000000	.000000	.000000
REFRIG.& FREEZER131	.000000	.000000	.000000	.000000	.000000	.000000	.000000	.000000
STOVES & RANGES 132	.000000	.000582	.000000	.000000	.000000	.000000	.000000	.000000
OTHER APPLIANCES133	.000000	.000125	.000000	.000000	.000000	.000000	.000000	.000000
COMMUNICATION EQ134	.001523	.002762	.000053	.000123	.008468	.000000	.000000	.000000
ELEC.WIRE,CABLE 135	.000554	.014718	.000019	.000000	.000000	.000000	.000000	.000000
ELEC. IND. EQ. 136	.003233	.006596	.000000	.000034	.000000	.000000	.000000	.000000
RADIO & T.V.EQ. 137	.000205	.000000	.000000	.000000	.000817	.000000	.000000	.000000
BATTERIES 138	.000190	.000263	.000000	.001008	.000000	.000000	.000000	.000000
LIGHT BULBS 139	.000541	.007922	.000000	.000000	.000000	.000000	.000000	.000000
OTHER ELEC. EQ 140	.000826	.005953	.000000	.000000	.000000	.000000	.000000	.000000
CEMENT 141	.000023	.007971	.000000	.000000	.000000	.000000	.000000	.000000
LIME 142	.000000	.000465	.000000	.000000	.000000	.000000	.000000	.000000
PLASTER & GYPSUM143	.000520	.004228	.000000	.000000	.000000	.000000	.000000	.000000
CONCRETE PROD. 144	.000086	.030764	.000000	.000000	.000000	.000000	.000000	.000000
CLAY PRODUCTS 145	.000035	.009646	.000064	.000000	.000000	.000000	.000000	.000000
REFRACTORIES 146	.000000	.000389	.000000	.000037	.000000	.000000	.000000	.000000
STONE PRODUCTS 147	.000026	.000975	.000000	.000000	.000000	.000000	.000000	.000000
GLASS&GLASS PROD148	.010668	.004159	.000056	.000141	.000000	.000000	.000000	.000244
MIN. WOOL&INSUL.149	.000051	.002408	.000000	.000063	.000000	.000000	.000000	.000000
ASBESTOS PROD. 150	.000977	.004314	.000124	.000234	.000000	.000000	.000000	.000000

TABLE 14 INDUSTRY INPUT AND FINAL EXPENDITURE COEFFICIENTS - AGGREGATION L (SEE CHAPTER 4)

INDUSTRY (COLUMNS) COMMODITY (ROWS)	MISC. MFG. IND. 97	CONSTRUCTION 98	WH.&RETAIL TRADE 99	TRANSP. & STORAGE 100	COMMUNI- CATIONS 101	UTILITIES 102	FINANCE INS., REAL ESTATE 103	HEALTH & EDUCATION 104
OTH.MINERAL PROD151	.000512	.001693	.000000	.000000	.000000	.000000	.000000	.000000
GASOLINE 152	.000496	.004935	.007382	.013423	.000662	.001020	.000129	.002334
FUEL OIL 153	.001039	.003752	.010583	.023667	.000972	.004122	.001259	.002793
LUB. OIL&GREASE 154	.000278	.000707	.001347	.001863	.000158	.000139	.000004	.000610
OTH.PETROL.PROD.155	.000748	.005424	.000160	.000668	.000072	.000215	.000000	.000149
EXPLOSIVES&AMMUN156	.000059	.001172	.000000	.000088	.000000	.000000	.000000	.000000
FERTILIZERS 157	.000005	.000000	.000005	.000000	.000000	.000000	.000000	.000000
PLASTIC, SYN. RESN158	.080037	.000148	.000541	.000000	.000000	.000000	.000000	.000000
PHARM&MEDICINES 159	.000000	.000043	.000000	.000000	.000000	.000000	.000000	.033334
PAINTS&VARNISHES160	.003013	.006077	.000000	.000066	.000000	.000000	.001854	.000000
SOAPS & CLEANERS161	.000000	.000000	.000000	.000000	.000000	.000040	.000000	.000212
VEG.OILS&REF.GLY162	.000123	.000000	.000002	.000000	.000000	.000000	.000000	.000000
TOILET&COSMETICS163	.000207	.000000	.000000	.000000	.000044	.000000	.000000	.000000
PIGMENT,DYE &INK164	.002589	.000000	.000028	.000000	.000000	.000000	.000000	.000000
INORGANIC CHEM. 165	.002095	.000100	.000000	.000088	.000000	.000000	.000000	.001473
ORGANIC CHEM. 166	.004306	.000264	.000021	.000000	.000000	.000071	.000000	.000041
IND.CHEM.PROD. 167	.006659	.002019	.000140	.000826	.000103	.000159	.000000	.000198
HOUSEHOLD CHEM. 168	.000051	.000049	.000000	.000000	.000000	.000000	.000000	.000000
SCIENCE&LAB.EQ. 169	.000085	.000737	.000000	.000064	.000000	.000000	.000000	.013815
JEWELLERY 170	.025153	.000000	.000083	.000000	.000419	.000000	.000000	.005848
PLASTIC FAB.PROD171	.006994	.003996	.000114	.000606	.000000	.000000	.000000	.000000
SPORT GOODS&TOYS172	.000752	.000000	.000000	.000000	.000000	.000000	.000000	.000000
FUR DRESSING&DYE173	.000000	.000000	.000000	.000000	.000000	.000000	.000000	.000000
SIGNS&DISPLAYS 174	.003947	.002960	.001043	.000000	.000000	.000000	.000000	.000000
NOTIONS 175	.000000	.000000	.000000	.000000	.000000	.000000	.000000	.000000
WRITING EQ. 176	.000000	.000000	.000000	.000000	.000000	.000000	.000000	.000000
END PROD. NES 177	.009874	.000612	.000367	.000539	.000100	.000000	.000000	.000000
CONSTRUCTION 178	.003238	.000570	.005466	.047303	.031801	.044753	.076605	.000861
WH.&RETAIL TRADE179	.021661	.067187	.013950	.026729	.004721	.004736	.001844	.021185
TRANSP.& STORAGE180	.015051	.035973	.029918	.072279	.058083	.003756	.000555	.003560
BROADCASTING 181	.000000	.000000	.000000	.000000	.002979	.000000	.000000	.000000
TELEPHONE&TELEG.182	.005985	.000952	.013820	.011196	.012219	.002249	.007175	.022968
POSTAL SERVICE 183	.002094	.000143	.012366	.000500	.006559	.001488	.001729	.007445
ELECTRIC POWER 184	.004627	.000464	.010804	.002944	.002096	.190530	.002328	.002294
OTHER UTILITIES 185	.001181	.000484	.002518	.001583	.000496	.002987	.000773	.000687
REAL ESTATE RENT186	.010786	.003328	.045374	.011981	.007619	.014830	.014260	.051031
FINANCE&INSUR. 187	.014776	.005459	.014062	.010588	.006161	.010588	.042729	.002901
HEALTH&EDUCATION188	.000000	.000000	.000000	.000000	.000000	.000000	.000000	.000000
BUSINESS SERVICE189	.003164	.016733	.008383	.003372	.005253	.005028	.007655	.009297
ACCOMMOD.&MEALS 190	.000000	.000000	.000000	.002267	.000000	.000000	.000000	.000000
PERSONAL SERVICE191	.004488	.004594	.002759	.001708	.032817	.000909	.009158	.014284
RENT EX.R.ESTATE192	.001167	.015561	.005291	.008809	.002517	.001432	.000000	.004774
OFFICE SUPPLIES 193	.014550	.000668	.014677	.006804	.006328	.000946	.012047	.020592
ADVERTISING 194	.023343	.002616	.027733	.004151	.003276	.003389	.005865	.004889
TRAVEL&ENTERTAIN195	.024550	.001636	.021871	.007858	.004529	.001957	.009772	.007790
CAFETERIA SUPPL.196	.000372	.000000	.004941	.003302	.000000	.001584	.000000	.003662
OPERATING SUPPL.197	.040136	.002593	.023502	.031741	.008421	.013992	.021725	.016082

TABLE 14 INDUSTRY INPUT AND FINAL EXPENDITURE COEFFICIENTS - AGGREGATION L (SEE CHAPTER 4)

INDUSTRY (COLUMNS)	MISC. MFG. IND.	CONSTRUCTION	WH.&RETAIL TRADE	TRANSP. & STORAGE	COMMUNI- CATIONS	UTILITIES	FINANCE INS., REAL ESTATE	HEALTH & EDUCATION
--------------------	--------------------	--------------	---------------------	----------------------	---------------------	-----------	------------------------------	-----------------------

TRAVEL&ENTERTAIN195	.024559	.001838	.021871	.007858	.004529	.001957	.009772	.007790
CAFETERIA SUPPL.196	.000372	.000000	.004941	.003302	.000000	.001584	.000000	.003662
OPERATING SUPPL.197	.040136	.002593	.023502	.031741	.008421	.013992	.021725	.016082

TABLE 14 INDUSTRY INPUT AND FINAL EXPENDITURE COEFFICIENTS - AGGREGATION L (SEE CHAPTER 4)

INDUSTRY (COLUMNS)	MISC. MFG. CONSTRUCTION	WH.&RETAIL	TRANSP.	COMMUNI-	UTILITIES	FINANCE INS.,	HEALTH	
COMMODITY (ROWS)	IND.		& STORAGE	CATIONS		REAL ESTATE	& EDUCATION	
	97	98	99	100	101	102	103	104
NON-COMP. IMPORTS 198	.001570	.000000	.000671	.000000	.000000	.000000	.000000	.000000
BAL. PAYMENT ADJ. 199	.000000	.000000	.000000	.000000	.000000	.000000	.000000	.000000
COMMODITY TAXES 200	.001500	.029369	.011282	.022506	.002771	.001404	.000312	.006214
SUBSIDIES 201	.000000	.000000	-.010761	-.027193	-.059100	-.001263	-.002101	.000000
INDIR. TX&GOV. SER 202	.007094	.009093	.020469	.026895	.024574	.018596	.171040	.006393
WAGES & SALARIES 203	.325240	.310266	.398262	.399685	.436895	.178303	.154586	.160657
NET-INC. UNINCORP 204	.012436	.033826	.092136	.025449	.001895	.000564	.107590	.526459
SURPLUS 205	.116309	.039007	.146140	.219131	.374598	.481889	.348216	.035197
SUB TOT (198-205) 206	.464149	.421561	.658198	.666474	.781633	.679494	.779643	.734919
TOTAL INPUTS 207	1.000000	1.000000	1.000000	1.000000	1.000000	1.000000	1.000000	1.000000

TABLE 14 INDUSTRY INPUT AND FINAL EXPENDITURE COEFFICIENTS - AGGREGATION L (SEE CHAPTER 4)

INDUSTRY(COLUMNS) COMMODITY(ROWS)	BUSINESS SERVICES 105	HOTEL, RESTAURANTS 106	OTHER SERVICES 107	OFFICE SUPPLIES 108	ADVTG. & TRAVEL 109	OPERATING SUPPL. INPUTS(1-110) 110	INTERMEDIATE INPUTS(1-110) 111	NET EXPORTS 112
LIVE ANIMALS 1	.000000	.000000	.000000	.000000	.000000	.000000	.014456	.009338
GRAIN 2	.000000	.000000	.000000	.000000	.000000	.000000	.004972	.088061
FRUITS,NUTS & VEG.3	.000000	.022413	.000000	.000000	.000000	.003554	.001861	.002676
MILK UNPROCESSED 4	.000000	.000000	.000000	.000000	.000000	.000000	.007648	.000000
EGGS IN THE SHELL 5	.000000	.010226	.000000	.000000	.000000	.001633	.000336	.000319
TOBACCO 6	.000000	.000000	.000000	.000000	.000000	.000000	.001583	.000000
OIL SEEDS 7	.000000	.000000	.000000	.000000	.000000	.000000	.000917	.009307
AGR. PROD. NES 8	.000000	.000702	.000871	.000000	.000000	.001185	.001586	.003553
FOREST PRODUCTS 9	.000000	.000000	.000000	.000000	.000000	.000000	.012000	.006050
FISH LANDINGS 10	.000000	.000972	.000000	.000000	.000000	.000228	.001481	.001922
FUR SKIN EX.RANCH11	.000000	.000000	.000000	.000000	.000000	.000000	.000205	.001453
IRON ORE 12	.000000	.000000	.000000	.000000	.000000	.000000	.001355	.017023
METAL ORES NES 13	.000000	.000000	.000000	.000000	.000000	.000000	.009414	.005920
RADIOACTIVE ORES 14	.000000	.000000	.000000	.000000	.000000	.000000	.001056	.028218
GOLD ORES 15	.000000	.000000	.000000	.000000	.000000	.000000	.000144	.022035
COAL 16	.000000	.000000	.000137	.000000	.000000	.000000	.001998	.001147
CRUDE MINERAL OIL17	.000000	.000000	.000000	.000000	.000000	.000000	.011078	.022958
NATURAL GAS 18	.000021	.000090	.000039	.000000	.000000	.000000	.000218	.005879
PROD.REL.TO MINES19	.000000	.000000	.000000	.000000	.000000	.000000	.000988	.000560
ASBESTOS, FIBRES 20	.000000	.000000	.000000	.000000	.000000	.000000	.000091	.018123
CLAY & GYPSUM 21	.000000	.000000	.000000	.000000	.000000	.000000	.000148	.001028
SALT 22	.000000	.000362	.000000	.000000	.000000	.000042	.000121	.000311
CRUDE MINERAL NES23	.000000	.000038	.000015	.000000	.000000	.000000	.002117	.002111
MEAT 24	.000000	.061478	.000000	.000000	.000000	.010261	.004433	.005768
HIDES & SKINS 25	.000000	.000000	.000000	.000000	.000000	.000000	.000361	.002205
ANIMAL FATS&OILS 26	.000000	.005461	.000000	.000000	.000000	.000790	.000755	.000988
MEAT BY-PROD.NES 27	.000000	.000881	.000000	.000000	.000000	.000000	.000589	.000852
POULTRY 28	.000000	.009639	.000000	.000000	.000000	.001678	.000810	.000021
MILK PROCESSED 29	.000000	.023276	.000004	.000000	.000000	.003385	.001151	.000000
BUTTER 30	.000000	.014694	.000000	.000000	.000000	.001831	.000633	.000001
CHEESE EX.PROCESS31	.000000	.002463	.000000	.000000	.000000	.000299	.000244	.000883
DAIRY PROD. NES 32	.000000	.011690	.000000	.000000	.000000	.001588	.000718	.002484
PROCESS CHEESE 33	.000000	.003397	.000000	.000000	.000000	.000486	.000122	.000041
FISH PRODUCTS 34	.000000	.004738	.000000	.000000	.000000	.000656	.000477	.017539
FRUIT&VEG.CANNED 35	.000000	.025032	.000000	.000000	.000000	.003786	.001309	.001247
FEEDS & CONC. 36	.000000	.000000	.000071	.000000	.000000	.000000	.004285	.000710
FLOUR MILL PROD. 37	.000000	.003577	.000000	.000000	.000000	.000548	.001682	.008886
CEREAL PROD. 38	.000000	.002081	.000000	.000000	.000000	.000203	.000058	.000119
BISCUITS, 39	.000000	.006244	.000000	.000000	.000000	.000711	.000178	.000314
BAKERY PRODUCTS 40	.000000	.027547	.000000	.000000	.000000	.003721	.000765	.000186
CONFECTIONERY 41	.000000	.001262	.000000	.000000	.000000	.000129	.000368	.000114
SUGAR&MOLASSES 42	.000000	.005255	.000000	.000000	.000000	.000879	.001195	.000144
VEG.OIL & FATS 43	.000000	.000000	.000000	.000000	.000000	.000562	.001517	.002136
TEA & COFFEE 44	.000000	.009298	.000000	.000000	.000000	.001394	.000685	.000166
MISC.FOOD PROD. 45	.000000	.005822	.001179	.000000	.000000	.001017	.001673	.003282
SOFT DRINKS&CONC. 46	.000000	.012246	.000000	.000000	.002566	.001918	.000686	.000010
DISTILLERY PROD. 47	.000000	.000000	.000000	.000000	.008132	.000000	.000491	.011903
BREWERY & WINERY 48	.000000	.000000	.000000	.000000	.018894	.000000	.000403	.000592
TOBACCO PROCESSED49	.000000	.000000	.000000	.000000	.000000	.000000	.001157	.003907
TOBACCO PRODUCTS 50	.000000	.000000	.000000	.000000	.000000	.000000	.000005	.000057

TABLE 14 INDUSTRY INPUT AND FINAL EXPENDITURE COEFFICIENTS - AGGREGATION L (SEE CHAPTER 4)

INDUSTRY(COLUMNS)	BUSINESS SERVICES	HOTEL, RESTAURANTS	OTHER SERVICES	OFFICE SUPPLIES	ADVTG. & TRAVEL	OPERATING SUPPL. INPUTS(1-110)	INTERMEDIATE INPUTS(1-110)	NET EXPORTS
-------------------	----------------------	-----------------------	-------------------	--------------------	--------------------	-----------------------------------	-------------------------------	-------------

BREWERY & WINERY 48	.000000	.000000	.000000	.000000	.000000	.000000	.000000	.000000	.000000
TOBACCO PROCESSED 49	.000000	.000000	.000000	.000000	.000000	.000000	.000000	.000000	.000000
TOBACCO PRODUCTS 50	.000000	.000000	.000000	.000000	.000000	.000000	.000000	.000000	.000000

TABLE 14 INDUSTRY INPUT AND FINAL EXPENDITURE COEFFICIENTS - AGGREGATION L (SEE CHAPTER 4)

INDUSTRY (COLUMNS)	BUSINESS SERVICES 105	HOTEL, RESTAURANTS 106	OTHER SERVICES 107	OFFICE SUPPLIES 108	ADV'TG. & TRAVEL 109	OPERATING SUPPL. 110	INTERMEDIATE INPUTS (1-110) 111	NET EXPORTS 112
FOOTWEAR RUBBER 51	.000000	.000000	.000000	.000000	.000000	.000083	.000002	.000044
TIRES & TUBES 52	.000000	.000000	.000000	.000000	.000000	.036660	.001952	.000618
RUBBER PROD. NES 53	.000000	.000000	.001287	.030733	.000000	.005470	.001880	.000353
LEATHER 54	.000000	.000000	.000000	.000000	.000000	.000000	.000835	.001556
FOOTWEAR LEATHER 55	.000000	.000000	.000213	.000000	.000000	.000345	.000017	.000453
LEATHER PROD. NES 56	.000000	.000000	.001011	.002520	.002095	.000000	.000289	.000153
COTTON FIBRE&YARN 57	.000000	.000000	.000000	.000000	.000000	.000000	.000921	.000136
COTTON FABRICS 58	.000000	.007512	.005542	.000000	.000000	.000460	.003939	.001407
WOOL YARN&FABRIC 59	.000000	.000332	.000533	.000000	.000000	.000000	.001546	.000359
SYNTH. FIBRE&YARN 60	.000000	.000000	.000585	.000000	.000000	.000000	.002135	.002474
SYNTH. FABRICS 61	.000000	.000000	.000339	.000000	.000000	.000174	.002025	.000363
CARPETING 62	.000000	.000000	.000000	.000000	.000000	.000000	.000229	.000019
LINOL&COATED FABR 63	.000000	.000000	.000000	.000000	.000000	.001421	.000903	.000099
CANVAS PRODUCTS 64	.000000	.000215	.000000	.000000	.000000	.000755	.000104	.000005
TEXTILE CONTAINERS 65	.000000	.000000	.000000	.000000	.000000	.000000	.000339	.000054
FELTS 66	.000000	.000000	.000000	.000000	.000000	.000000	.000085	.000017
CORDAGE & TWINE 67	.000092	.000056	.000265	.000000	.000000	.000099	.000337	.000515
OTHER FABRICS 68	.000000	.000000	.001654	.000000	.000000	.000000	.000791	.000074
TEXTILE PROD. NES 69	.000000	.002414	.000503	.000000	.000000	.004861	.001742	.000522
HOSIERY 70	.000000	.000000	.000000	.000000	.000000	.000000	.000079	.000033
KNITTED FABRICS 71	.000000	.000000	.000000	.000000	.000000	.000000	.000661	.000103
KNITTED CLOTHING 72	.000000	.000000	.000000	.000000	.000000	.000000	.000025	.000106
FUR CLOTHING 73	.000000	.000000	.000000	.000000	.000000	.000000	.000101	.000325
CLOTHING NES 74	.000000	.000597	.000000	.000000	.000000	.002117	.001034	.000799
PULP CHIPS&WASTE 75	.000000	.000000	.000000	.000000	.000000	.000000	.000585	.000907
LUMBER, SAWN PROD. 76	.000000	.000000	.000080	.000000	.000000	.000414	.005050	.049144
VENEER&PLYWOOD 77	.000000	.000000	.000001	.000000	.000000	.000000	.001863	.004506
MILLWORK (WOOD) 78	.000000	.000000	.000000	.000000	.000000	.000000	.002114	.000146
WOODEN CONTAINERS 79	.000000	.000000	.000204	.000000	.000000	.000000	.000330	.000083
WOOD PROD. NES 80	.000000	.000500	.008911	.000265	.000000	.000000	.000741	.000864
HOUSE FURNITURE 81	.000000	.000161	.000000	.000000	.000000	.000000	.000272	.000151
FURNITURE OTHER 82	.000000	.000214	.000005	.000000	.000000	.000000	.000279	.000175
PULP 83	.000000	.000000	.000000	.000000	.000000	.000000	.000957	.047791
PAPER STOCK 84	.000733	.004949	.000884	.002180	.000000	.005041	.006542	.103179
AD PULP & PAPER 85	.000000	.000000	.000000	.000000	.000000	.000000	.001126	.001115
PAPER BLDG. PROD. 86	.000000	.000000	.000000	.000000	.000000	.000000	.000709	.000021
PAPER CARTONS 87	.000302	.001039	.001498	.000000	.000000	.000243	.004977	.000178
CONVERTED PAPER 88	.000000	.003974	.000035	.116089	.000000	.000782	.002329	.000410
PRINTED MATTER 89	.001109	.000000	.001636	.577542	.079041	.000000	.005165	.000794
PRINT. & PUBLISHING 90	.000000	.000000	.000037	.000000	.209731	.000000	.005205	.001475
PIG IRON, STEEL 91	.000000	.000000	.000000	.000000	.000000	.000000	.001081	.007844
BAR&RODS, STEEL 92	.000000	.000000	.000000	.000000	.000000	.000000	.003068	.001625
PLATE, SHEET, STRIP 93	.000000	.000000	.000000	.000000	.000000	.000000	.005701	.004815
STRUCTURAL&RAILS 94	.000000	.000000	.000000	.000000	.000000	.000000	.001652	.001343
STEEL CASTINGS 95	.000000	.000000	.000000	.000000	.000000	.000000	.000553	.000117
GRAPHITE, CARBON 96	.000000	.000000	.000117	.000000	.000000	.001166	.000539	.000175
PIPES & TUBES 97	.000000	.000000	.000000	.000000	.000000	.002469	.002806	.000707
IRON CASTINGS 98	.000000	.000000	.000000	.000000	.000000	.000158	.002090	.000389
MET. PRIMARY FORM 99	.000000	.000000	.001011	.000000	.000000	.000000	.009500	.116075
ALUMINUM ROLLED 100	.000000	.000000	.000000	.000000	.000000	.000000	.001439	.003607

TABLE 14 INDUSTRY INPUT AND FINAL EXPENDITURE COEFFICIENTS - AGGREGATION L (SEE CHAPTER 4)

INDUSTRY(COLUMNS) COMMODITY(ROWS)	BUSINESS SERVICES 105	HOTEL, RESTAURANTS 106	OTHER SERVICES 107	OFFICE SUPPLIES 108	ADVTG. & TRAVEL 109	OPERATING SUPPL. INPUTS(1-110) 110	INTERMEDIATE INPUTS(1-110) 111	NET EXPORTS 112
COPPER ROLLED 101	.000200	.000000	.000000	.000000	.000000	.000329	.001697	.003103
NON-FERROUS MET.102	.000000	.000000	.000364	.000000	.000000	.000059	.000726	.000679
PLATE,TANK,BOIL.103	.000000	.000000	.000000	.000000	.000000	.000362	.001211	.000328
BASIC STEEL PROD104	.000000	.000000	.000000	.000000	.000000	.000000	.003686	.000627
ARCH. METAL PROD105	.000000	.000000	.000000	.000000	.000000	.000000	.001745	.000071
METAL CONTAINERS106	.000000	.000000	.000000	.000000	.000000	.000000	.002554	.000155
BASIC METAL PROD107	.000000	.000000	.000000	.000000	.000000	.000000	.002472	.000263
METAL HOUSEWARE 108	.000000	.000000	.000000	.000000	.000000	.000000	.000048	.000041
WIRE&WIRE PROD. 109	.000000	.000030	.002190	.005984	.000000	.040131	.003938	.000756
HARDWARE NES 110	.000000	.000000	.000000	.000000	.000000	.000000	.001069	.000103
TOOLS&CUTTING EQ111	.000000	.000000	.000218	.002523	.000000	.002094	.000876	.001170
HEATING EQ. 112	.000000	.000077	.000000	.000000	.000000	.000000	.001461	.000247
FORG.&PLUMB.EQ. 113	.000000	.000000	.000000	.000000	.000000	.004487	.002484	.001074
MISC.METAL FAB. 114	.000000	.000047	.000000	.000000	.000000	.000000	.003042	.000467
AGR.IMPLEMENTS 115	.000000	.000000	.000000	.000000	.000000	.000489	.000805	.011323
INDUSTRIAL MACH.116	.000000	.000029	.000000	.000000	.000000	.140396	.007241	.006982
REFRIG.&AIR CON.117	.000000	.000000	.000000	.000000	.000000	.001475	.000618	.000190
OFFICE&STORE MCH118	.000864	.000028	.000197	.000000	.000000	.004450	.001168	.003228
AIRCRAFT & PARTS119	.000000	.000000	.000000	.000000	.000000	.000000	.001151	.013982
AIRCRAFT REPAIR 120	.000000	.000000	.000000	.000000	.000000	.000000	.000193	.000000
PASSENGER CARS 121	.000000	.000000	.000000	.000000	.000000	.000000	.000000	.002391
COM. VEHICLES 122	.000000	.000000	.000000	.000000	.000000	.000000	.000000	.000818
COM. TRAILERS 123	.000000	.000000	.000000	.000000	.000000	.000000	.000016	.000093
VEH. BODY,TRAIL.124	.000000	.000000	.000000	.000000	.000000	.000570	.000032	.000502
MOTOR VEH. PARTS125	.000000	.000000	.000000	.000000	.000000	.054260	.009247	.002197
RLY.ROLL. STOCK 126	.000000	.000000	.000000	.000000	.000000	.000000	.000541	.000983
SHIPS & BOATS 127	.000000	.000000	.000000	.000000	.000000	.000000	.000162	.001365
OTHER VEHICLES 128	.000000	.000000	.000000	.000000	.000000	.000245	.000007	.000162
SHIP REPAIR 129	.000000	.000000	.000000	.000000	.000000	.000000	.000107	.000000
SMALL APPLIANCES130	.000000	.000000	.000000	.000000	.000000	.000000	.000367	.000145
REFRIG.& FREEZER131	.000000	.000000	.000000	.000000	.000000	.000526	.000014	.000224
STOVES & RANGES 132	.000000	.000000	.000000	.000000	.000000	.000258	.000077	.000143
OTHER APPLIANCES133	.000000	.000000	.000000	.000000	.000000	.000513	.000197	.000394
COMMUNICATION EQ134	.000000	.000000	.000024	.000000	.000000	.001499	.002461	.004282
ELEC.WIRE,CABLE 135	.000000	.000000	.000000	.000000	.000000	.005163	.002138	.001479
ELEC. IND. EQ. 136	.000000	.000000	.000000	.000000	.000000	.010043	.002183	.002113
RADIO & T.V.EQ. 137	.000000	.000000	.000013	.000000	.000000	.000000	.000101	.000295
BATTERIES 138	.000000	.000000	.000000	.000000	.000000	.007459	.000336	.000075
LIGHT BULBS 139	.000000	.000000	.000017	.000000	.000000	.011785	.001342	.000141
OTHER ELEC. EQ 140	.000000	.000000	.000000	.000000	.000000	.008992	.000983	.000301
CEMENT 141	.000000	.000000	.000000	.000000	.000000	.000000	.001558	.000522
LIME 142	.000000	.000000	.000000	.000000	.000000	.000000	.000169	.000076
PLASTER & GYPSUM143	.000000	.000000	.000000	.000000	.000000	.000000	.000000	.000014
CONCRETE PROD. 144	.000000	.000000	.000000	.000000	.000000	.000000	.003325	.000090
CLAY PRODUCTS 145	.000000	.001037	.000000	.000000	.000000	.000214	.001147	.000179
REFRACTORIES 146	.000000	.000000	.000000	.000000	.000000	.000000	.000481	.000636
STONE PRODUCTS 147	.000000	.000043	.000018	.000000	.000000	.000000	.000176	.000008
GLASS&GLASS PROD148	.000000	.001276	.000014	.000000	.000687	.000429	.002204	.000166
MIN. WOOL&INSUL.149	.000000	.000000	.000000	.000000	.000000	.000000	.000310	.000011
ASBESTOS PROD. 150	.000000	.000000	.000000	.000000	.000000	.000000	.000546	.000114

TABLE 14 INDUSTRY INPUT AND FINAL EXPENDITURE COEFFICIENTS - AGGREGATION L (SEE CHAPTER 4)

INDUSTRY(COLUMNS)	BUSINESS SERVICES	HOTEL, RESTAURANTS	OTHER SERVICES	OFFICE SUPPLIES	ADVTG. & TRAVEL	OPERATING	INTERMEDIATE	NET EXPORTS
-------------------	----------------------	-----------------------	-------------------	--------------------	--------------------	-----------	--------------	-------------

GLASS&GLASS PROD148 .000000 .000043 .000018 .000000 .000000 .000000 .000000 .000000 .000000 .000000
 MIN. WOOL&INSUL.149 .000000 .001276 .000214 .000000 .000000 .000000 .000000 .000000 .000000 .000000
 ASBESTOS PROD. 150 .000000 .000000 .000000 .000000 .000000 .000000 .000000 .000000 .000000 .000000

TABLE 14 INDUSTRY INPUT AND FINAL EXPENDITURE COEFFICIENTS - AGGREGATION L (SEE CHAPTER 4)

INDUSTRY(COLUMNS) COMMODITY(ROWS)	BUSINESS SERVICES 105	HOTEL, RESTAURANTS 106	OTHER SERVICES 107	OFFICE SUPPLIES 108	ADVTG. & TRAVEL 109	OPERATING SUPPL. INPUTS(1-110) 110	INTERMEDIATE 111	NET EXPORTS 112
OTH.MINERAL PROD151	.000000	.000000	.000000	.000000	.000000	.007028	.000534	.003875
GASOLINE 152	.001140	.000187	.002378	.000000	.000000	.000000	.004566	.000306
FUEL OIL 153	.000336	.005408	.005535	.000000	.000000	.000000	.005207	.000404
LUB. OIL&GREASE 154	.000131	.000022	.000329	.000000	.000000	.000000	.000936	.000002
OTH.PETROL.PROD.155	.000018	.000243	.002130	.000000	.000000	.002331	.001776	.000729
EXPLOSIVES&AMMUN156	.000000	.000000	.000006	.000000	.000000	.000000	.000652	.000558
FERTILIZERS 157	.000000	.000032	.000017	.000000	.000000	.000000	.001019	.000499
PLASTIC, SYN.RESN158	.000000	.000000	.000403	.000000	.000000	.000464	.004325	.004325
PHARM&MEDICINES 159	.000000	.000000	.000000	.000000	.000000	.006207	.000759	.001240
PAINTS&VARNISHES160	.000000	.000000	.000000	.000000	.000000	.029616	.002255	.000177
SOAPS & CLEANERS161	.000000	.000000	.009190	.000000	.000000	.019935	.000726	.000050
VEG.OILS&REF.GLY162	.000000	.000580	.000000	.000000	.000000	.000160	.000446	.000392
TOILET&COSMETICS163	.000000	.000000	.007063	.000000	.000000	.000000	.000153	.000028
PIGMENT,DYE &INK164	.000000	.000000	.000029	.000000	.000000	.000223	.001227	.000421
INORGANIC CHEM. 165	.000000	.000053	.000000	.000000	.000000	.008510	.002260	.002272
ORGANIC CHEM. 166	.000000	.000000	.001857	.000000	.000000	.006408	.002099	.004236
IND.CHEM.PROD. 167	.000193	.000000	.006861	.008623	.000000	.007030	.004121	.016061
HOUSEHOLD CHEM. 168	.000000	.000000	.000000	.000000	.000559	.007209	.000240	.000079
SCIENCE&LAB.EQ. 169	.000843	.000000	.000053	.000000	.000000	.013831	.000805	.002013
JEWELLERY 170	.000000	.000701	.006272	.000000	.000000	.000388	.000496	.000897
PLASTIC FAB.PROD171	.000000	.000548	.000000	.000000	.000815	.008521	.001902	.000915
SPORT GOODS&TOYS172	.000000	.000000	.001095	.000000	.000000	.000000	.000047	.000779
FUR DRESSING&DYE173	.000000	.000000	.000000	.000000	.000000	.000000	.000105	.000000
SIGNS&DISPLAYS 174	.000000	.000000	.000000	.000000	.015486	.000000	.000957	.000112
NOTIONS 175	.000000	.000000	.000350	.000000	.000000	.000000	.000165	.000077
WRITING EQ. 176	.000000	.000000	.000000	.074485	.000532	.000000	.000394	.000185
END PROD. NES 177	.000405	.000259	.000697	.000000	.000348	.010704	.000675	.000722
CONSTRUCTION 178	.000000	.006687	.003439	.000000	.000000	.000000	.016136	.000000
WH.&RETAIL TRADE179	.002973	.029994	.012148	.095647	.027221	.327151	.031268	.015763
TRANSP.& STORAGE180	.001439	.014189	.007862	.028928	.089165	.020321	.028555	.078712
BROADCASTING 181	.000000	.000000	.000000	.000000	.072752	.000000	.001476	.002527
TELEPHONE&TELEG.182	.011774	.005445	.009995	.000000	.000000	.000000	.005510	.000423
POSTAL SERVICE 183	.003441	.000199	.002100	.000000	.000000	.000000	.002289	.000567
ELECTRIC POWER 184	.001708	.004115	.008155	.000000	.000000	.000000	.010191	.002086
OTHER UTILITIES 185	.000237	.001236	.000637	.000000	.000000	.000000	.001984	.000460
REAL ESTATE RENT186	.026066	.030719	.047899	.000000	.000000	.000000	.016558	.000000
FINANCE&INSUR. 187	.004827	.005396	.024736	.000000	.000000	.000000	.011392	.002778
HEALTH&EDUCATION188	.000000	.000000	.000000	.000000	.000000	.000000	.000000	.000000
BUSINESS SERVICE189	.038122	.002690	.007404	.000000	.083064	.000000	.000000	.001128
ACCOMMOD.&MEALS 190	.000000	.000820	.000000	.000000	.335131	.000000	.006705	.000000
PERSONAL SERVICE191	.038401	.020465	.050520	.000000	.017071	.063181	.008127	.000818
RENT EX.R.ESTATE192	.006369	.002347	.010334	.000000	.008613	.000000	.004695	.000099
OFFICE SUPPLIES 193	.014249	.002067	.007079	.000000	.000000	.000000	.005148	.000000
ADVERTISING 194	.006053	.006278	.015128	.000000	.000000	.000000	.009844	.000000
TRAVEL&ENTERTAIN195	.037198	.004977	.011102	.000000	.000000	.000000	.009738	.000000
CAFETERIA SUPPL.196	.000050	.000000	.002008	.000000	.000000	.000000	.001282	.000000
OPERATING SUPPL.197	.015041	.023333	.050806	.000000	.000000	.000000	.024473	.000000

TABLE 14 INDUSTRY INPUT AND FINAL EXPENDITURE COEFFICIENTS - AGGREGATION L (SEE CHAPTER 4)

INDUSTRY(COLUMNS)	BUSINESS SERVICES 105	HOTEL, RESTAURANTS 106	OTHER SERVICES 107	OFFICE SUPPLIES 108	ADVTG. & TRAVEL 109	OPERATING SUPPL. INPUTS(1-110) 110	INTERMEDIATE 111	NET EXPORTS 112
NON-COMP. IMPORTS 198	.000000	.006544	.000000	.000000	.000000	.000501	.003205	-.000007
BAL. PAYMENT ADJ. 199	.000000	.000000	.000000	.000000	.000000	.000000	.000000	.112664
COMMODITY TAXES 200	.001576	.003815	.008157	.054481	.028097	.028853	.008621	.000141
SUBSIDIES 201	.000000	-.000139	.000000	.000000	.000000	.000000	-.004774	.000000
INDIR. TX&GOV. SER 202	.008761	.023254	.018630	.000000	.000000	.000000	.029565	.000000
WAGES & SALARIES 203	.403823	.313544	.354561	.000000	.000000	.000000	.251960	.000000
NET-INC. UNINCORP 204	.328429	.114179	.148153	.000000	.000000	.000000	.056475	.000000
SURPLUS 205	.043273	.074899	.123159	.000000	.000000	.000000	.154120	.000000
SUB TOT(198-205) 206	.785863	.536097	.652660	.054481	.028097	.029354	.499172	.112657
TOTAL INPUTS 207	1.000000	1.000000	1.000000	1.000000	1.000000	1.000000	1.000000	1.000000

TABLE 15 INDUSTRY INPUT AND FINAL EXPENDITURE COEFFICIENTS - AGGREGATION L (SEE CHAPTER 4)

INDUSTRY(COLUMNS)	RE-EXPORTS 113	IMPORTS 114	INVENTORY CHANGE 115	OTHER FINAL DEMAND 116
-------------------	-------------------	----------------	-------------------------	---------------------------

TABLE 14 INDUSTRY INPUT AND FINAL EXPENDITURE COEFFICIENTS - AGGREGATION L (SEE CHAPTER 4)

INDUSTRY (COLUMNS)	RE-EXPORTS	IMPORTS	INVENTORY CHANGE	OTHER FINAL DEMAND
COMMODITY (ROWS)	113	114	115	116
LIVE ANIMALS 1	.000000	.000000	.000000	.001839
GRAIN 2	.000000	.000000	.000000	.000006
FRUITS, NUTS & VEG. 3	.000000	.000000	.000000	.005597
MILK UNPROCESSED 4	.000000	.000000	.000000	.000608
EGGS IN THE SHELL 5	.000000	.000000	.000000	.003374
TOBACCO 6	.000000	.000000	.000000	.000000
OIL SEEDS 7	.000000	.000000	.000000	.000026
AGR. PROD. NES 8	.000000	.000000	.000000	.000756
FOREST PRODUCTS 9	.000000	.000000	.000000	.000960
FISH LANDINGS 10	.000000	.000000	.000000	.000146
FUR SKIN EX. RANCH 11	.000000	.000000	.000000	.000000
IRON ORE 12	.000000	.000000	.000000	.000000
METAL ORES NES 13	.000000	.000000	.000000	.000000
RADIOACTIVE ORES 14	.000000	.000000	.000000	.000000
GOLD ORES 15	.000000	.000000	.000000	.000000
COAL 16	.000000	.000000	.000000	.001180
CRUDE MINERAL OIL 17	.000000	.000000	.000000	.000000
NATURAL GAS 18	.000000	.000000	.000000	.000386
PROD. REL. TO MINES 19	.000000	.000000	.000000	.003497
ASBESTOS, FIBRES 20	.000000	.000000	.000000	.000000
CLAY & GYPSUM 21	.000000	.000000	.000000	.000000
SALT 22	.000000	.000000	.000000	.000304
CRUDE MINERAL NES 23	.000000	.000000	.000000	.000001
MEAT 24	.000000	.000000	.000000	.022246
HIDES & SKINS 25	.000000	.000000	.000000	.000000
ANIMAL FATS & OILS 26	.000000	.000000	.000000	.001732
MEAT BY-PROD. NES 27	.000000	.000000	.000000	.000004
POULTRY 28	.000000	.000000	.000000	.004590
MILK PROCESSED 29	.000000	.000000	.000000	.007654
BUTTER 30	.000000	.000000	.000000	.004896
CHEESE EX. PROCESS 31	.000000	.000000	.000000	.000711
DAIRY PROD. NES 32	.000000	.000000	.000000	.003362
PROCESS CHEESE 33	.000000	.000000	.000000	.001101
FISH PRODUCTS 34	.000000	.000000	.000000	.001126
FRUIT & VEG. CANNED 35	.000000	.000000	.000000	.008432
FEEDS & CONC. 36	.000000	.000000	.000000	.000381
FLOUR MILL PROD. 37	.000000	.000000	.000000	.001050
CEREAL PROD. 38	.000000	.000000	.000000	.000834
BISCUITS, 39	.000000	.000000	.000000	.001998
BAKERY PRODUCTS 40	.000000	.000000	.000000	.007965
CONFECTIONERY 41	.000000	.000000	.000000	.003434
SUGAR & MOLASSES 42	.000000	.000000	.000000	.001538
VEG. OIL & FATS 43	.000000	.000000	.000000	.000000
TEA & COFFEE 44	.000000	.000000	.000000	.003107
MISC. FOOD PROD. 45	.000000	.000000	.000000	.003636
SOFT DRINKS & CONC. 46	.000000	.000000	.000000	.003360
DISTILLERY PROD. 47	.000000	.000000	.000000	.002409
BREWERY & WINERY 48	.000000	.000000	.000000	.005687
TOBACCO PROCESSED 49	.000000	.000000	.000000	.000000
TOBACCO PRODUCTS 50	.000000	.000000	.000000	.005820

TABLE 14 INDUSTRY INPUT AND FINAL EXPENDITURE COEFFICIENTS - AGGREGATION L (SEE CHAPTER 4)

INDUSTRY(COLUMNS)	RE-EXPORTS	IMPORTS	INVENTORY CHANGE	OTHER FINAL DEMAND
COMMODITY(ROWS)	113	114	115	116
FOOTWEAR RUBBER 51	.000000	.000000	.000000	.000964
TIRES & TUBES 52	.000000	.000000	.000000	.001329
RUBBER PROD. NES 53	.000000	.000000	.000000	.000407
LEATHER 54	.000000	.000000	.000000	.000010
FOOTWEAR LEATHER 55	.000000	.000000	.000000	.004773
LEATHER PROD. NES 56	.000000	.000000	.000000	.001329
COTTON FIBRE&YARN 57	.000000	.000000	.000000	.000039
COTTON FABRICS 58	.000000	.000000	.000000	.001023
WOOL YARN&FABRIC 59	.000000	.000000	.000000	.000552
SYNTH. FIBRE&YARN 60	.000000	.000000	.000000	.000104
SYNTH. FABRICS 61	.000000	.000000	.000000	.000257
CARPETING 62	.000000	.000000	.000000	.000890
LINOL&COATED FABR 63	.000000	.000000	.000000	.000019
CANVAS PRODUCTS 64	.000000	.000000	.000000	.000233
TEXTILE CONTAINERS 65	.000000	.000000	.000000	.000098
FELTS 66	.000000	.000000	.000000	.000055
CORDAGE & TWINE 67	.000000	.000000	.000000	.000073
OTHER FABRICS 68	.000000	.000000	.000000	.000142
TEXTILE PROD. NES 69	.000000	.000000	.000000	.002859
HOSIERY 70	.000000	.000000	.000000	.001756
KNITTED FABRICS 71	.000000	.000000	.000000	.000045
KNITTED CLOTHING 72	.000000	.000000	.000000	.003278
FUR CLOTHING 73	.000000	.000000	.000000	.001285
CLOTHING NES 74	.000000	.000000	.000000	.019209
PULP CHIPS&WASTE 75	.000000	.000000	.000000	.000000
LUMBER, SAWN PROD. 76	.000000	.000000	.000000	.000168
VENEER&PLYWOOD 77	.000000	.000000	.000000	.000032
MILLWORK (WOOD) 78	.000000	.000000	.000000	.000090
WOODEN CONTAINERS 79	.000000	.000000	.000000	.000105
WOOD PROD. NES 80	.000000	.000000	.000000	.000057
HOUSE FURNITURE 81	.000000	.000000	.000000	.004767
FURNITURE OTHER 82	.000000	.000000	.000000	.004227
PULP 83	.000000	.000000	.000000	.000000
PAPER STOCK 84	.000000	.000000	.000000	.000745
AD PULP & PAPER 85	.000000	.000000	.000000	.000046
PAPER BLDG. PROD. 86	.000000	.000000	.000000	.000000
PAPER CARTONS 87	.000000	.000000	.000000	.000263
CONVERTED PAPER 88	.000000	.000000	.000000	.001531
PRINTED MATTER 89	.000000	.000000	.000000	.007391
PRINT. & PUBLISHING 90	.000000	.000000	.000000	.000107
PIG IRON, STEEL 91	.000000	.000000	.000000	.000000
BAR&RODS, STEEL 92	.000000	.000000	.000000	.000000
PLATE, SHEET, STRIP 93	.000000	.000000	.000000	.000000
STRUCTURAL&RAILS 94	.000000	.000000	.000000	.000000
STEEL CASTINGS 95	.000000	.000000	.000000	.000000
GRAPHITE, CARBON 96	.000000	.000000	.000000	.000000
PIPES & TUBES 97	.000000	.000000	.000000	.000000
IRON CASTINGS 98	.000000	.000000	.000000	.000018
MET. PRIMARY FORM 99	.000000	.000000	.000000	.001724
ALUMINUM ROLLED 100	.000000	.000000	.000000	.000000

TABLE 15 INDUSTRY INPUT AND FINAL EXPENDITURE COEFFICIENTS - AGGREGATION L (SEE CHAPTER 4)

INDUSTRY(COLUMNS)	RE-EXPORTS	IMPORTS	INVENTORY CHANGE	OTHER FINAL DEMAND
-------------------	------------	---------	------------------	--------------------

MET.PRIMARY FORM 99 .000000 .000000 .000000 .000018
 ALUMINUM ROLLED 100 .000000 .000000 .000000 .001724
 .000000 .000000 .000000 .000000

TABLE 14 INDUSTRY INPUT AND FINAL EXPENDITURE COEFFICIENTS - AGGREGATION L (SEE CHAPTER 4)

INDUSTRY (COLUMNS)	RE-EXPORTS	IMPORTS	INVENTORY CHANGE	OTHER FINAL DEMAND
COMMODITY (ROWS)	113	114	115	116
COPPER ROLLED 101	.000000	.000000	.000000	.000000
NON-FERROUS MET.102	.000000	.000000	.000000	.000028
PLATE,TANK,BOIL.103	.000000	.000000	.000000	.000208
BASIC STEEL PROD104	.000000	.000000	.000000	.000035
ARCH. METAL PROD105	.000000	.000000	.000000	.000000
METAL CONTAINERS106	.000000	.000000	.000000	.000213
BASIC METAL PROD107	.000000	.000000	.000000	.000016
METAL HOUSEWARE 108	.000000	.000000	.000000	.000751
WIRE&WIRE PROD. 109	.000000	.000000	.000000	.000478
HARDWARE NES 110	.000000	.000000	.000000	.000029
TOOLS&CUTTING EQ111	.000000	.000000	.000000	.001244
HEATING EQ. 112	.000000	.000000	.000000	.000176
FORG.&PLUMB.EQ. 113	.000000	.000000	.000000	.000000
MISC.METAL FAB. 114	.000000	.000000	.000000	.001051
AGR.IMPLEMENTS 115	.000000	.000000	.000000	.005277
INDUSTRIAL MACH.116	.000000	.000000	.000000	.015512
REFRIG.&AIR CON.117	.000000	.000000	.000000	.000511
OFFICE&STORE MCH118	.000000	.000000	.000000	.003189
AIRCRAFT & PARTS119	.000000	.000000	.000000	.006736
AIRCRAFT REPAIR 120	.000000	.000000	.000000	.001526
PASSENGER CARS 121	.000000	.000000	.000000	.021114
COM. VEHICLES 122	.000000	.000000	.000000	.004374
COM. TRAILERS 123	.000000	.000000	.000000	.000708
VEH. BODY,TRAIL.124	.000000	.000000	.000000	.001203
MOYDR VEH. PARTS125	.000000	.000000	.000000	.002049
RLY.ROLL. STOCK 126	.000000	.000000	.000000	.000673
SHIPS & BOATS 127	.000000	.000000	.000000	.002277
OTHER VEHICLES 128	.000000	.000000	.000000	.000340
SHIP REPAIR 129	.000000	.000000	.000000	.001183
SMALL APPLIANCES130	.000000	.000000	.000000	.001571
REFRIG.& FREEZER131	.000000	.000000	.000000	.002160
STOVES & RANGES 132	.000000	.000000	.000000	.001213
OTHER APPLIANCES133	.000000	.000000	.000000	.002421
COMMUNICATION EQ134	.000000	.000000	.000000	.004181
ELEC.WIRE,CABLE 135	.000000	.000000	.000000	.000110
ELEC. IND. EQ. 136	.000000	.000000	.000000	.003872
RADIO & T.V.EQ. 137	.000000	.000000	.000000	.002987
BATTERIES 138	.000000	.000000	.000000	.000492
LIGHT BULBS 139	.000000	.000000	.000000	.000707
OTHER ELEC. EQ 140	.000000	.000000	.000000	.000303
CEMENT 141	.000000	.000000	.000000	.000000
LIME 142	.000000	.000000	.000000	.000000
PLASTER & GYPSUM143	.000000	.000000	.000000	.000000
CONCRETE PROD. 144	.000000	.000000	.000000	.000000
CLAY PRODUCTS 145	.000000	.000000	.000000	.000557
REFRACTORIES 146	.000000	.000000	.000000	.000000
STONE PRODUCTS 147	.000000	.000000	.000000	.000147
GLASS&GLASS PROD148	.000000	.000000	.000000	.000764
MIN. WOOL&INSUL.149	.000000	.000000	.000000	.000000
ASBESTOS PROD. 150	.000000	.000000	.000000	.000060

TABLE 14 INDUSTRY INPUT AND FINAL EXPENDITURE COEFFICIENTS - AGGREGATION L (SEE CHAPTER 4)

INDUSTRY (COLUMNS)	RE-EXPORTS	IMPORTS	INVENTORY CHANGE	OTHER FINAL DEMAND	
COMMODITY (ROWS)	113	114	115	116	
OTH. MINERAL PROD	151	.000000	.000000	.000000	.000044
GASOLINE	152	.000000	.000000	.000000	.006720
FUEL OIL	153	.000000	.000000	.000000	.006370
LUB. OIL & GREASE	154	.000000	.000000	.000000	.000229
OTH. PETROL. PROD.	155	.000000	.000000	.000000	.000235
EXPLOSIVES & AMMUN	156	.000000	.000000	.000000	.000577
FERTILIZERS	157	.000000	.000000	.000000	.000045
PLASTIC, SYN. RESIN	158	.000000	.000000	.000000	.000025
PHARM & MEDICINES	159	.000000	.000000	.000000	.003606
PAINTS & VARNISHES	160	.000000	.000000	.000000	.000379
SOAPS & CLEANERS	161	.000000	.000000	.000000	.002209
VEG. OILS & REF. GLY	162	.000000	.000000	.000000	.000458
TOILET & COSMETICS	163	.000000	.000000	.000000	.001739
PIGMENT, DYE & INK	164	.000000	.000000	.000000	.000013
INORGANIC CHEM.	165	.000000	.000000	.000000	.000209
ORGANIC CHEM.	166	.000000	.000000	.000000	.000027
IND. CHEM. PROD.	167	.000000	.000000	.000000	.000307
HOUSEHOLD CHEM.	168	.000000	.000000	.000000	.000806
SCIENCE & LAB. EQ.	169	.000000	.000000	.000000	.003475
JEWELLERY	170	.000000	.000000	.000000	.003444
PLASTIC FAB. PROD	171	.000000	.000000	.000000	.000833
SPORT GOODS & TOYS	172	.000000	.000000	.000000	.003145
FUR DRESSING & DYE	173	.000000	.000000	.000000	.000000
SIGNS & DISPLAYS	174	.000000	.000000	.000000	.000057
NOTIONS	175	.000000	.000000	.000000	.000317
WRITING EQ.	176	.000000	.000000	.000000	.000059
END PROD. NES	177	.000000	.000000	.000000	.002051
CONSTRUCTION	178	.000000	.000000	.000000	.148413
WH. & RETAIL TRADE	179	.000000	.000000	.000000	.121933
TRANSP. & STORAGE	180	.000000	.000000	.000000	.029100
BROADCASTING	181	.000000	.000000	.000000	.000000
TELEPHONE & TELEG.	182	.000000	.000000	.000000	.009474
POSTAL SERVICE	183	.000000	.000000	.000000	.001652
ELECTRIC POWER	184	.000000	.000000	.000000	.010786
OTHER UTILITIES	185	.000000	.000000	.000000	.001174
REAL ESTATE RENT	186	.000000	.000000	.000000	.086043
FINANCE & INSUR.	187	.000000	.000000	.000000	.041916
HEALTH & EDUCATION	188	.000000	.000000	.000000	.015306
BUSINESS SERVICE	189	.000000	.000000	.000000	.004949
ACCOMMOD. & MEALS	190	.000000	.000000	.000000	.031185
PERSONAL SERVICE	191	.000000	.000000	.000000	.018535
RENT EX. R. ESTATE	192	.000000	.000000	.000000	.000763
OFFICE SUPPLIES	193	.000000	.000000	.000000	.000000
ADVERTISING	194	.000000	.000000	.000000	.000000
TRAVEL & ENTERTAIN	195	.000000	.000000	.000000	.000000
CAFETERIA SUPPL.	196	.000000	.000000	.000000	.000000
OPERATING SUPPL.	197	.000000	.000000	.000000	.000000

INDUSTRY (COLUMNS)	RE-EXPORTS	IMPORTS	INVENTORY CHANGE	OTHER FINAL DEMAND
COMMODITY (ROWS)	113	114	115	116

OPERATING SUPPL.196	.000000	.000000	.000000	.000000
SUPPL.197	.000000	.000000	.000000	.000000

TABLE 14 INDUSTRY INPUT AND FINAL EXPENDITURE COEFFICIENTS - QUARTER 1 (SEE CHAPTER 3)

INDUSTRY (COLUMNS)	RE-EXPORTS	IMPORTS	INVENTORY CHANGE	OTHER FINAL DEMAND
COMMODITY (ROWS)	113	114	115	116
NON-COMP. IMPORTS 198	.000000	.000000	.000000	.002234
BAL. PAYMENT ADJ. 199	.000000	.000000	.000000	.003402
COMMODITY TAXES 200	.000000	.000000	.000000	.048980
SUBSIDIES 201	.000000	.000000	.000000	.000000
INDIR. TX & GOV. SER 202	.000000	.000000	.000000	-.001956
WAGES & SALARIES 203	.000000	.000000	.000000	.107774
NET-INC. UNINCORP 204	.000000	.000000	.000000	.000000
SURPLUS 205	.000000	.000000	.000000	.014209
SUB TOT (198-205) 206	.000000	.000000	.000000	.174643
TOTAL INPUTS 207	.000000	.000000	.000000	1.000000

TABLE 15 IMPACT TABLE WITHOUT IMPORT LEAKAGES - AGGREGATION L (SEE CHAPTER 4)

COMMODITY(COLUMNS)	LIVE ANIMALS	GRAIN	FRUITS,NUTS & VEG.	MILK, UNPROCESSED	EGGS IN THE SHELL	TOBACCO	OIL SEEDS	AGR. PROD. NES
INDUSTRY(ROWS)	1	2	3	4	5	6	7	8
NET EXPORTS	66.2	624.5	19.0	.0	2.3	.0	66.0	25.2
RE-EXPORTS	.1	.0	.3	-.0	.0	-.0	.0	.6
IMPORTS	-8.6	-40.6	-122.4	.0	-4.1	.0	-44.8	-31.6
INVENTORY CHANGE	34.5	-439.8	5.9	.3	.1	1.1	-3.5	.7
OTH. FINAL DEMAND	73.2	.2	222.9	24.2	134.4	.0	1.0	30.1
AGRICULTURE 1	1.104944	1.104406	1.103622	1.105171	1.105171	1.105171	1.103250	1.074329
FORESTRY 2	.007412	.007418	.007418	.007412	.007412	.007412	.007425	.016069
FISHING,HUNTING 3	.001565	.001567	.002063	.001565	.001565	.001565	.001567	.001557
IRON MINES 4	.001172	.001173	.001175	.001173	.001173	.001173	.001174	.001172
BASE METAL MINES 5	.002608	.002609	.002611	.002609	.002609	.002609	.002610	.002606
URANIUM MINES 6	.000220	.000220	.000220	.000220	.000220	.000220	.000220	.000220
OTHER METAL MINES 7	.000107	.000107	.000107	.000107	.000107	.000107	.000107	.000109
COAL MINES 8	.003024	.003025	.003025	.003024	.003024	.003024	.003027	.002986
PETROLEUM,NAT.GAS 9	.038597	.038584	.038578	.038602	.038602	.038602	.038556	.038054
ASBESTOS MINES 10	.000095	.000095	.000095	.000095	.000095	.000095	.000095	.000096
AD NON-METAL MINE 11	.003246	.003247	.003247	.003246	.003246	.003246	.003246	.003194
MEAT PROCESSORS 12	.006983	.007002	.007003	.006983	.006983	.006983	.007029	.006958
POULTRY PROCESSOR 13	.000299	.000282	.000346	.000280	.000280	.000280	.000284	.000284
DAIRY FACTORIES 14	.001504	.001512	.001510	.001504	.001504	.001504	.001526	.001638
PROCESS CHEESE 15	.000132	.000132	.000132	.000132	.000132	.000132	.000134	.000507
FISH PROD. IND. 16	.002624	.002627	.003621	.002624	.002624	.002624	.002627	.002593
FRUIT&VEG.CANNERS 17	.000679	.000686	.000685	.000679	.000679	.000679	.000726	.000700
FEED MILLS 18	.088676	.088797	.088573	.088694	.088694	.088694	.088681	.088134
FLOUR MILLS 19	.011082	.011102	.011083	.011084	.011084	.011084	.011123	.010894
BREAKFAST CEREAL 20	.000277	.000404	.000277	.000277	.000277	.000277	.000278	.000273
BISCUIT MFG. 21	.000090	.000091	.000091	.000090	.000090	.000090	.000091	.000093
BAKERIES 22	.000557	.000558	.000559	.000557	.000557	.000557	.000559	.000566
CONFECTIONERY MFG 23	.000146	.000150	.000149	.000146	.000146	.000146	.000157	.000155
SUGAR REFINERIES 24	.001523	.001541	.001533	.001524	.001524	.001524	.001565	.001535
VEG. OIL MILLS 25	.010573	.010598	.010575	.010575	.010575	.010575	.010619	.010495
MISC. FOOD IND. 26	.004121	.004808	.004719	.004121	.004121	.004121	.006347	.004989
SOFT DRINKS MFG. 27	.000282	.000283	.000283	.000282	.000282	.000282	.000283	.000290
DISTILLERIES 28	.000865	.000867	.000866	.000865	.000865	.000865	.000869	.000870
BREWERY & WINERY 29	.000318	.000320	.000319	.000318	.000318	.000318	.000323	.000339
LEAF TOBACCO PROC 30	.000173	.000173	.000173	.000173	.000173	.000173	.000173	.000172
TOBACCO PROD.MFG. 31	.000020	.000020	.000020	.000020	.000020	.000020	.000020	.000020
RUBBER FOOTWEAR 32	.000028	.000028	.000028	.000028	.000028	.000028	.000028	.000028
TIRE & TUBE MFG. 33	.005016	.005015	.005014	.005016	.005016	.005016	.005013	.004983
OTH. RUBBER IND. 34	.001639	.001639	.001639	.001639	.001639	.001639	.001639	.001659
LEATHER TANNERIES 35	.000049	.000049	.000049	.000049	.000049	.000049	.000049	.000050
SHOE FACTORIES 36	.000031	.000031	.000031	.000031	.000031	.000031	.000031	.000032
GLOVE & LUGGAGE 37	.000103	.000103	.000103	.000103	.000103	.000103	.000103	.000107
COTTON YARN&CLOTH 38	.004295	.004296	.004305	.004295	.004295	.004295	.004296	.004297
WOOL YARN & CLOTH 39	.000304	.000304	.000305	.000304	.000304	.000304	.000305	.000323
SYN.TEXTILE MILLS 40	.001684	.001684	.001685	.001683	.001683	.001683	.001685	.001736

TABLE 15 IMPACT TABLE WITHOUT IMPORT LEAKAGES - AGGREGATION L (SEE CHAPTER 4)

COMMODITY(COLUMNS)	LIVE ANIMALS	GRAIN	FRUITS,NUTS & VEG.	MILK, UNPROCESSED	EGGS IN THE SHELL	TOBACCO	OIL SEEDS	AGR. PROD. NES
--------------------	--------------	-------	-----------------------	----------------------	----------------------	---------	-----------	-------------------

LEOVE & LUGGAGE 37	.000103	.000103	.000103	.000103	.000103	.000103	.000103	.000107
COTTON YARN&CLOTH38	.004295	.004295	.004295	.004295	.004295	.004295	.004296	.004297
WOOL YARN & CLOTH39	.000304	.000304	.000305	.000304	.000304	.000304	.000305	.000323
SYN.TEXTILF MILLS40	.001684	.001684	.001685	.001683	.001683	.001683	.001685	.001736

TABLE 15 IMPACT TABLE WITHOUT IMPORT LEAKAGES - AGGREGATION L (SEE CHAPTER 4)

COMMODITY (COLUMNS)	LIVE ANIMALS	GRAIN	FRUITS, NUTS & VEG.	MILK, UNPROCESSED	EGGS IN THE SHELL	TOBACCO	OIL SEEDS	AGR. PROD. NES
INDUSTRY (ROWS)	1	2	3	4	5	6	7	8
CARPET, MAT, RUG 41	.000051	.000051	.000051	.000051	.000051	.000051	.000051	.000051
LINOL.&COATED FAB42	.000481	.000482	.000482	.000481	.000481	.000481	.000482	.000481
TXITILE BAG&CANVAS43	.002434	.002438	.002434	.002435	.002435	.002435	.002438	.002416
OTH.TEXTILE IND. 44	.005193	.005192	.005197	.005193	.005193	.005193	.005189	.005133
HOSIERY MILLS 45	.000009	.000009	.000009	.000009	.000009	.000009	.000009	.000009
OTHER KNITTING 46	.000091	.000091	.000091	.000091	.000091	.000091	.000091	.000095
CLOTHING IND. 47	.000626	.000626	.000626	.000626	.000626	.000626	.000626	.000669
SAWMILLS 48	.002064	.002065	.002072	.002064	.002064	.002064	.002066	.002115
VENEER & PLYWOOD 49	.000724	.000724	.000725	.000724	.000724	.000724	.000724	.000725
SASH&DOOR&PLANING50	.000846	.000846	.000847	.000846	.000846	.000846	.000846	.000844
OTHER WOOD IND. 51	.002410	.002409	.002415	.002410	.002410	.002410	.002409	.002645
HOUSE FURNITURE 52	.000227	.000227	.000228	.000227	.000227	.000227	.000227	.000229
OTH.FURNITURE IND53	.000214	.000214	.000214	.000214	.000214	.000214	.000214	.000215
PULP&PAPER MILLS 54	.006089	.006124	.006120	.006087	.006087	.006087	.006171	.006347
ASPHALT ROOFING 55	.000315	.000315	.000315	.000315	.000315	.000315	.000315	.000313
PAPER BOX&BAG MFG56	.005266	.005310	.005307	.005265	.005265	.005265	.005372	.005408
AD PAPER CONVERT.57	.002045	.002051	.002051	.002045	.002045	.002045	.002061	.002119
PRINT-PUBLISHING 58	.008460	.008484	.008480	.008455	.008455	.008455	.008523	.009002
IRON&STEEL MILLS 59	.009783	.009788	.009805	.009784	.009784	.009784	.009795	.009772
STEEL PIPE & TUBE60	.001416	.001416	.001417	.001417	.001417	.001417	.001416	.001412
IRCN FOUNDRIES 61	.001083	.001083	.001084	.001084	.001084	.001084	.001083	.001079
SMELTING&REFINING62	.005495	.005497	.005500	.005495	.005495	.005495	.005499	.005485
ALUM.ROLL.CAST. 63	.000967	.000968	.000969	.000967	.000967	.000967	.000969	.000969
COPPER ROLL. CAST64	.000930	.000930	.000931	.000930	.000930	.000930	.000930	.000930
METAL ROLL. CAST.65	.000627	.000627	.000627	.000627	.000627	.000627	.000627	.000627
BOILER&PLATEWORKS66	.000649	.000649	.000650	.000649	.000649	.000649	.000649	.000649
FABR.STRUCT.METAL67	.001895	.001895	.001896	.001895	.001895	.001895	.001894	.001891
ORN.&ARCH.METAL 68	.000856	.000856	.000856	.000856	.000856	.000856	.000856	.000854
METAL STAMPING 69	.004989	.005003	.005033	.004989	.004989	.004989	.005035	.005018
WIRE & PROD. MFG.70	.005762	.005762	.005762	.005763	.005763	.005763	.005760	.005790
HARDWARE&CUTLERY 71	.002233	.002233	.002234	.002233	.002233	.002233	.002233	.002248
OTHER METAL IND 72	.004835	.004835	.004838	.004836	.004836	.004836	.004834	.004832
AD MACHINERY MFG.73	.021275	.021269	.021269	.021278	.021278	.021278	.021254	.020967
REFRIG.&STORE MCH74	.001522	.001523	.001523	.001522	.001522	.001522	.001523	.001545
AIRCRAFT & PARTS 75	.001281	.001281	.001281	.001281	.001281	.001281	.001281	.001279
MOTOR VEH. MFG. 76	.001220	.001220	.001220	.001220	.001220	.001220	.001220	.001219
VEHICLE PARTS MFG77	.005356	.005357	.005358	.005356	.005356	.005356	.005356	.005377
OTH.TRANSP.EQ.IND78	.001027	.001028	.001036	.001027	.001027	.001027	.001028	.001033
ELEC. APPLIANCE 79	.000947	.000947	.000948	.000947	.000947	.000947	.000947	.000943
COM.EQ.&WIRE MFG.80	.003250	.003250	.003254	.003250	.003250	.003250	.003250	.003256
ELEC. INDUST. EQ.81	.001967	.001967	.001968	.001967	.001967	.001967	.001967	.001966
OTH.ELEC.PROD.IND82	.002814	.002815	.002815	.002815	.002815	.002815	.002814	.002818
CEMENT&LIME MFG. 83	.00080	.000804	.000804	.000804	.000804	.000804	.000803	.000799
CONCRETE&GYPSUM 84	.00138.	.001383	.001384	.001383	.001383	.001383	.001382	.001379
CLAY, STONE&REFRAC85	.000829	.000829	.000830	.000829	.000829	.000829	.000830	.000827
GLASS&PROD. MFG. 86	.000813	.000822	.000822	.000813	.000813	.000813	.000842	.000842
OTH.NON-METAL MIN87	.001066	.001066	.001067	.001066	.001066	.001066	.001066	.001069
PETR. PROD. IND. 88	.063505	.063481	.063471	.063513	.063513	.063513	.063432	.062586
EXPLOSIVES&AMMUN.89	.000532	.000532	.000533	.000532	.000532	.000532	.000532	.000536
MIXED FERTILIZER 90	.022994	.022983	.022967	.022999	.022999	.022999	.022959	.022359

TABLE 15 IMPACT TABLE WITHOUT IMPORT LEAKAGES - AGGREGATION L (SEE CHAPTER 4)

COMMODITY(COLUMNS)	LIVE ANIMALS	GRAIN	FRUITS,NUTS & VEG.	MILK, UNPROCESSED	EGGS IN THE SHELL	TOBACCO	OIL SEEDS	AGR. PRD. NES
INDUSTRY(ROWS)	1	2	3	4	5	6	7	8
PLASTIC RESIN MFG91	.002179	.002181	.002182	.002179	.002179	.002179	.002185	.002188
PHARMACEUTICAL 92	.002160	.002164	.002160	.002160	.002160	.002160	.002165	.002155
PAINT & VARNISH 93	.002415	.002415	.002416	.002415	.002415	.002415	.002415	.002427
SOAPS & CLEANERS 94	.001825	.001840	.001839	.001825	.001825	.001825	.001873	.001860
TOILET PREP.MFG. 95	.000199	.000200	.000200	.000199	.000199	.000199	.000201	.000203
OTH.CHEMICALS IND96	.030614	.030619	.030605	.030618	.030618	.030618	.030624	.030109
MISC. MFG.IND. 97	.005086	.005091	.005094	.005086	.005086	.005086	.005096	.005181
CONSTRUCTION 98	.033841	.033833	.033848	.033844	.033844	.033844	.033816	.033661
WH.&RETAIL TRADE 99	.070271	.070077	.070071	.070068	.070068	.070068	.070086	.038666
TRANSP.& STORAGE100	.062824	.062870	.062869	.062826	.062826	.062826	.062914	.063019
COMMUNICATIONS 101	.011373	.011377	.011378	.011367	.011367	.011367	.011389	.011912
UTILITIES 102	.020584	.020586	.020582	.020583	.020583	.020583	.020587	.020569
FIN.INSUR.RL. EST103	.053849	.053833	.053825	.053845	.053845	.053845	.053816	.054688
HEALTH&EDUCATION104	.000001	.000001	.000001	.000001	.000001	.000001	.000001	.000001
BUSINESS SERVICE105	.006342	.006350	.006353	.006340	.006340	.006340	.006364	.006573
HOTEL,RESTAURANT106	.004755	.004778	.004775	.004752	.004752	.004752	.004813	.005093
OTHER SERVICES 107	.009934	.009941	.009943	.009933	.009933	.009933	.009950	.010329
OFFICE SUPPLIES 108	.005372	.005371	.005371	.005369	.005369	.005369	.005374	.005637
ADVTG.AND TRAVEL109	.014064	.014139	.014127	.014054	.014054	.014054	.014250	.015161
OPERATING SUPPL.110	.057756	.057761	.057771	.057758	.057758	.057758	.057757	.058182
NON-COMP. IMPORTS111	.002669	.002760	.002748	.002669	.002669	.002669	.002958	.002793
BAL.PAYMENT ADJ.112	.000000	.000000	.000000	.000000	.000000	.000000	.000000	.000000
COMMODITY TAXES 113	.013922	.013921	.013919	.013921	.013921	.013921	.013919	.014030
SUBSIDIES 114	-.013189	-.013188	-.013180	-.013188	-.013188	-.013188	-.013180	-.013209
INDIR.TX+GOV.SER115	.065307	.065287	.065258	.065313	.065313	.065313	.065248	.064711
WAGES + SALARIES116	.257064	.257163	.257328	.257000	.257000	.257000	.257371	.265944
NET-INC.UNINCORP117	.349672	.349504	.349435	.349719	.349719	.349719	.349171	.342882
SURPLUS 118	.324554	.324552	.324492	.324566	.324566	.324566	.324513	.322849
SUB TOT(111-118)119	1.000000	1.000000	1.000000	1.000000	1.000000	1.000000	1.000000	1.000000

TABLE 15 IMPACT TABLE WITHOUT IMPORT LEAKAGES - AGGREGATION L (SEE CHAPTER 4)

COMMODITY(COLUMNS)	FOREST PRODUCTS	FISH LANDINGS	FUR SKIN EX. RANCH	IRON ORE	METAL ORES	RADIOACTIVE	GOLD ORES	COAL
--------------------	--------------------	------------------	-----------------------	----------	------------	-------------	-----------	------

TABLE 15 IMPACT TABLE WITHOUT IMPORT LEAKAGES - AGGREGATION L (SEE CHAPTER 4)

COMMODITY(COLUMNS)	FOREST PRODUCTS	FISH LANDINGS	FUR SKIN EX. RANCH	IRON ORE	METAL DRES NES	RADIOACTIVE ORES	GOLD DRES	COAL
INDUSTRY(ROWS)	9	10	11	12	13	14	15	16
NET EXPORTS	42.9	13.6	10.3	120.7	42.0	200.1	156.3	8.1
RE-EXPORTS	1.0	.0	.9	-.0	.0	.0	-.0	.0
IMPORTS	-14.7	-4.2	-13.8	-48.7	-76.1	.0	-1.7	-119.4
INVENTORY CHANGE	-12.0	.1	.4	2.2	15.7	2.9	-1.3	2.4
OTH. FINAL DEMAND	38.3	5.8	.0	.0	.0	.0	.0	47.0
AGRICULTURE 1	.102793	.004780	.004780	.010313	.003432	.004794	.006084	.007243
FORESTRY 2	1.037640	.007342	.007342	.003108	.001386	.001715	.002422	.005248
FISHING,HUNTING 3	.001177	1.014586	1.014986	.000313	.000110	.000144	.000179	.000192
IRON MINES 4	.001713	.001450	.001450	.969039	.001638	.001791	.002624	.001466
BASE METAL MINES 5	.003648	.003237	.003237	.021087	.983693	.143672	.086071	.002906
URANIUM MINES 6	.000398	.000284	.000284	.001781	.002203	.753642	.007551	.000259
OTHER METAL MINES 7	.000220	.000196	.000196	.000767	.000306	.000292	.831211	.000135
COAL MINES 8	.002060	.001552	.001552	.002515	.002574	.008257	.004922	1.005681
PETROLEUM,NAT.GAS 9	.026433	.033262	.033262	.061462	.022021	.015948	.036875	.009754
ASBESTOS MINES 10	.000211	.000130	.000130	.000192	.000084	.000117	.000122	.000124
AO NON-METAL MINE 11	.001755	.003184	.003184	.002556	.005790	.004342	.002909	.001011
MEAT PROCESSORS 12	.003260	.000639	.000639	.002562	.000759	.001147	.001411	.001627
POULTRY PROCESSOR 13	.000283	.000093	.000093	.000288	.000086	.000129	.000152	.000185
DAIRY FACTORIES 14	.001945	.000508	.000508	.001887	.000566	.000836	.001006	.001207
PROCESS CHEESE 15	.000144	.000051	.000051	.000146	.000045	.000066	.000079	.000094
FISH PROD. IND. 16	.000626	.000119	.000119	.000305	.000096	.000153	.000175	.000197
FRUIT&VEG.CANNERS 17	.000863	.000204	.000204	.000885	.000256	.000379	.000461	.000564
FEED MILLS 18	.016433	.000576	.000576	.001090	.000373	.000521	.000646	.000776
FLOUR MILLS 19	.001918	.000201	.000201	.000492	.000167	.000242	.000311	.000312
BREAKFAST CEREAL 20	.000091	.000015	.000015	.000054	.000016	.000024	.000030	.000035
BISCUIT MFG. 21	.000165	.000041	.000041	.000168	.000050	.000072	.000090	.000108
BAKERIES 22	.000796	.000198	.000198	.000829	.000241	.000355	.000435	.000529
CONFECTIONERY MFG 23	.000110	.000038	.000038	.000103	.000034	.000049	.000060	.000067
SUGAR REFINERIES 24	.000528	.000083	.000083	.000331	.000098	.000147	.000178	.000212
VEG. OIL MILLS 25	.002533	.000491	.000491	.001163	.000428	.000740	.000858	.000726
MISC. FOOD IND. 26	.001714	.000554	.000554	.001223	.000416	.000644	.000737	.000793
SOFT DRINKS MFG. 27	.000480	.000123	.000123	.000500	.000152	.000224	.000275	.000321
DISTILLERIES 28	.000376	.000124	.000124	.000283	.000130	.000175	.000256	.000181
BREWERY & WINERY 29	.000469	.000205	.000205	.000398	.000165	.000200	.000301	.000270
LEAF TOBACCO PROC 30	.000040	.000009	.000009	.000017	.000006	.000009	.000010	.000011
TOBACCO PROD.MFG. 31	.000023	.000015	.000015	.000025	.000009	.000014	.000015	.000017
RUBBER FOOTWEAR 32	.000044	.000022	.000022	.000047	.000014	.000021	.000026	.000030
TIRE & TUBE MFG. 33	.005814	.001297	.001297	.006386	.001685	.002642	.003029	.003947
OTH. RUBBER IND. 34	.002254	.001554	.001554	.002468	.000832	.001178	.001430	.001575
LEATHER TANNERIES 35	.000078	.000095	.000095	.000074	.000024	.000034	.000091	.000050
SHOE FACTORIES 36	.000067	.000016	.000016	.000068	.000018	.000028	.000033	.000045
GLOVE & LUGGAGE 37	.000174	.000130	.000130	.000153	.000052	.000070	.000128	.000110
COTTON YARN&CLOTH 38	.003649	.025302	.025302	.002486	.000800	.001192	.001965	.001636
WOOL YARN & CLOTH 39	.000798	.000593	.000593	.000262	.000164	.000140	.000474	.000178
SYN.TEXTILE MILL 40	.001703	.005405	.005405	.001428	.000556	.000846	.001357	.000949

TABLE 15 IMPACT TABLE WITHOUT IMPORT LEAKAGES - AGGREGATION L (SEE CHAPTER 4)

COMMODITY (COLUMNS)	FOREST PRODUCTS	FISH LANDINGS	FUR SKIN EX. RANCH	IRON ORE	METAL ORES NES	RADIOACTIVE ORES	GOLD ORES	COAL
INDUSTRY (ROWS)	9	10	11	12	13	14	15	16
CARPET, MAT, RUG 41	.000065	.000106	.000106	.000046	.000025	.000021	.000040	.000026
LINOL. & COATED FAB 42	.000579	.000817	.000817	.000517	.000191	.000235	.000383	.000320
TEXTILE BAG & CANVAS 43	.001424	.000299	.000299	.000319	.000118	.000181	.000234	.000199
OTH. TEXTILE IND. 44	.002726	.017806	.017806	.001507	.000490	.000704	.002503	.000999
HOSIERY MILLS 45	.000011	.000013	.000013	.000010	.000004	.000005	.000007	.000007
OTHER KNITTING 46	.000121	.000182	.000182	.000081	.000030	.000038	.000085	.000054
CLOTHING IND. 47	.000715	.000680	.000680	.000687	.000209	.000312	.000426	.000444
SAWMILLS 48	.005961	.013337	.013337	.001868	.000987	.001034	.001561	.008993
VENEER & PLYWOOD 49	.001599	.001078	.001078	.000564	.000331	.000272	.000416	.000361
SASH & DOOR & PLANING 50	.001118	.001864	.001864	.000719	.000423	.000349	.000496	.000838
OTHER WOOD IND. 51	.001790	.001112	.001112	.000892	.000387	.000506	.000828	.000827
HOUSE FURNITURE 52	.000337	.000594	.000594	.000317	.000119	.000154	.000213	.000425
OTH. FURNITURE IND 53	.000352	.000446	.000446	.000304	.000121	.000151	.000210	.000236
PULP & PAPER MILLS 54	.006634	.004070	.004070	.006969	.002804	.003896	.005566	.004672
ASPHALT ROOFING 55	.000372	.000400	.000400	.000304	.000164	.000230	.000241	.000169
PAPER BOX & BAG MFG 56	.003110	.002133	.002133	.003213	.001492	.002341	.003022	.001999
AD PAPER CONVERT. 57	.001902	.001435	.001435	.001973	.000692	.000936	.001411	.001319
PRINT-PUBLISHING 58	.012232	.005122	.005122	.011756	.004248	.005068	.007573	.008088
IRON & STEEL MILLS 59	.014150	.012002	.012002	.014871	.009133	.013217	.014008	.012232
STEEL PIPE & TUBE 60	.002033	.002067	.002067	.002071	.001014	.001057	.001573	.001141
IRON FOUNDRIES 61	.001534	.001536	.001536	.004774	.005950	.004345	.012898	.001171
SMELTING & REFINING 62	.007425	.006788	.006788	.047670	.060170	.350195	.207969	.006036
ALUM. ROLL. CAST. 63	.001330	.001512	.001512	.001565	.000796	.001525	.001659	.000945
COPPER ROLL. CAST 64	.001450	.001672	.001672	.001800	.000826	.000981	.001676	.001099
METAL ROLL. CAST. 65	.000833	.000686	.000686	.001151	.000833	.002165	.001806	.000604
BOILER & PLATEWORKS 66	.000965	.001113	.001113	.001118	.000586	.000728	.000809	.000728
FABR. STRUCT. METAL 67	.002954	.002789	.002789	.002635	.001448	.001759	.002104	.001638
ORN. & ARCH. METAL 68	.001216	.001504	.001504	.001056	.000575	.000674	.000803	.000665
METAL STAMPING 69	.004898	.005915	.005915	.005245	.003758	.003660	.004266	.003235
WIRE & PROD. MFG. 70	.014149	.003103	.003103	.008086	.002384	.003487	.004149	.005132
HARDWARE & CUTLERY 71	.004749	.001654	.001654	.005521	.001679	.002507	.002761	.003496
OTHER METAL IND 72	.007362	.006831	.006831	.009270	.005164	.006015	.008151	.005921
AD MACHINERY MFG. 73	.020576	.020404	.020404	.028376	.014374	.020939	.018782	.019925
REFRIG. & STORE MCH 74	.002740	.001218	.001218	.005678	.001189	.001550	.002095	.002521
AIRCRAFT & PARTS 75	.001274	.000984	.000984	.003184	.001522	.001372	.003225	.001604
MOTOR VEH. MFG. 76	.001869	.000982	.000982	.002183	.000760	.001142	.001218	.001437
VEHICLE PARTS MFG 77	.010567	.003345	.003345	.012360	.004057	.005726	.007280	.007513
OTH. TRANSP. EQ. IND 78	.001552	.017223	.017223	.003196	.017223	.001552	.001984	.002624
ELEC. APPLIANCE 79	.001271	.001193	.001193	.001494	.000687	.000891	.001035	.000984
COM. EQ. & WIRE MFG. 80	.005343	.010134	.010134	.005473	.001959	.002614	.003138	.003353
ELEC. INDUST. EQ. 81	.003290	.002131	.002131	.003766	.001358	.001922	.002156	.002395
OTH. ELEC. PROD. IND 82	.004990	.002450	.002450	.005506	.001716	.002667	.002955	.003398
CEMENT & LIME MFG. 83	.001010	.001061	.001061	.000751	.001177	.004376	.002253	.000374
CONCRETE & GYPSUM 84	.002068	.002295	.002295	.001313	.000848	.000745	.000937	.000716
CLAY, STONE & REFRAC 85	.001151	.001104	.001104	.001468	.000937	.002203	.002089	.000770
GLASS & PROD. MFG. 86	.001031	.002237	.002237	.000964	.000381	.000510	.000852	.000607
OTH. NON-METAL MIN 87	.001805	.001021	.001021	.001799	.000645	.000894	.001060	.001090
PETR. PROD. IND. 88	.042769	.054545	.054545	.028407	.008414	.014292	.012723	.014906
EXPLOSIVES & AMMUN. 89	.001595	.002309	.002309	.019672	.012519	.008911	.031683	.012147
MIXED FERTILIZER 90	.002216	.000169	.000169	.000553	.000287	.000369	.000645	.000359

TABLE 15 IMPACT TABLE WITHOUT IMPORT LEAKAGES - AGGREGATION L (SEE CHAPTER 4)

COMMODITY (COLUMNS)	FOREST PRODUCTS	FISH LANDINGS	FUR SKIN EX. RANCH	IRON ORE	METAL ORES NES	RADIOACTIVE ORES	GOLD ORES	COAL
INDUSTRY (ROWS)	9	10	11	12	13	14	15	16

TABLE 15 IMPACT TABLE WITHOUT IMPORT LEAKAGES - AGGREGATION L (SEE CHAPTER 4)

COMMODITY(COLUMNS) INDUSTRY(ROWS)	FOREST PRODUCTS 9	FISH LANDINGS 10	FUR SKIN EX. RANCH 11	IRON ORE 12	METAL ORES NES 13	RADIOACTIVE ORES 14	GOLD ORES 15	COAL 16
PLASTIC RESIN MFG91	.002266	.002432	.002432	.002675	.001141	.001639	.003619	.001613
PHARMACEUTICAL 92	.001347	.000243	.000243	.001250	.000356	.000608	.000648	.000763
PAINT & VARNISH 93	.004753	.001417	.001417	.005267	.001511	.002246	.002704	.003283
SOAPS & CLEANERS 94	.003272	.000561	.000561	.003586	.000978	.001543	.001819	.002322
TOILET PREP.MFG. 95	.000363	.000076	.000076	.000268	.000081	.000120	.000149	.000226
OTH.CHEMICALS IND96	.016191	.009768	.009768	.023745	.013618	.039724	.027194	.010602
MISC. MFG.IND. 97	.009528	.010824	.010824	.009253	.003068	.004744	.027501	.005882
CONSTRUCTION 98	.045501	.060859	.060859	.029836	.019059	.013718	.019905	.015775
WH.&RETAIL TRADE 99	.078567	.045141	.045141	.075893	.025784	.038385	.044510	.050650
TRANSP.& STORAGE100	.073869	.055455	.055455	.056705	.017825	.030826	.027709	.026477
COMMUNICATIONS 101	.014069	.008619	.008619	.015005	.006032	.007647	.009361	.009186
UTILITIES 102	.013489	.007298	.007298	.036214	.025570	.031302	.066825	.059364
FIN.INSUR.RL. EST103	.107943	.035439	.035439	.060913	.019474	.017011	.037073	.045239
HEALTH&EDUCATION104	.000001	.000000	.000000	.000000	.000000	.000000	.000000	.000000
BUSINESS SERVICE105	.009966	.005504	.005504	.028076	.010105	.008829	.015982	.007607
HOTEL,RESTAURANT106	.007235	.003155	.003155	.006180	.002540	.003066	.004608	.004172
OTHER SERVICES 107	.040964	.005835	.005835	.023414	.006860	.009926	.012167	.024897
OFFICE SUPPLIES 108	.007347	.002756	.002756	.008160	.002437	.002812	.004185	.005714
ADVTG.AND TRAVEL109	.021710	.009301	.009301	.018697	.007789	.009272	.014205	.012674
OPERATING SUPPL.110	.134461	.016837	.016837	.156825	.038833	.061904	.070581	.097505
NON-COMP. IMPORTS111	.001911	.005515	.005515	.001588	.000495	.000755	.001055	.001013
BAL.PAYMENT ADJ.112	.000000	.000000	.000000	.000000	.000000	.000000	.000000	.000000
COMMODITY TAXES 113	.016092	.012064	.012064	.012047	.005189	.006470	.007999	.007272
SUBSIDIES 114	-.005444	-.005960	-.005960	-.004135	-.001812	-.003640	-.076011	-.218455
INDIR.TX+GOV.SER115	.053955	.018810	.018810	.028322	.018870	.017972	.021728	.015892
WAGES + SALARIES116	.568292	.305204	.305204	.473895	.345983	.318851	.618967	.748336
NET-INC.UNINCORP117	.104601	.352461	.352461	.033744	.012673	.013614	.023686	.021911
SURPLUS 118	.260594	.311905	.311905	.454539	.618601	.645977	.402575	.424030
SUB TOT(111-118)119	1.000000	1.000000	1.000000	1.000000	.999999	.999999	.999999	.999999

TABLE 15 IMPACT TABLE WITHOUT IMPORT LEAKAGES - AGGREGATION L (SEE CHAPTER 4)

COMMODITY (COLUMNS)	CRUDE MINERAL OILS	NATURAL GAS	PROD. REL. TO MINES	ASBESTOS FIBRES	CLAY & GYPSUM	SALT	CRUDE MINERAL NES	MEAT
INDUSTRY (ROWS)	17	18	19	20	21	22	23	24
NET EXPORTS	162.8	41.7	4.0	128.5	7.3	2.2	15.0	40.9
RE-EXPORTS	-0.0	-0.0	.0	.1	.0	-0.0	4.1	.2
IMPORTS	-357.0	-2.9	-8.6	-1.3	-7.2	-1.5	-46.4	-45.1
INVENTORY CHANGE	3.1	-1.1	2.6	-0.4	-0.0	.3	1.4	15.9
OTH. FINAL DEMAND	.0	15.4	139.3	.0	.0	12.1	.0	886.1
AGRICULTURE	.014679	.014773	.014305	.006299	.010570	.016943	.010628	.625262
FORESTRY	.002684	.002673	.002672	.003930	.006458	.006616	.006413	.008209
FISHING, HUNTING	.000212	.000210	.000213	.000464	.000476	.005752	.000483	.002763
IRON MINES	.002348	.002359	.034045	.001613	.001766	.001628	.001629	.001284
BASE METAL MINES	.003348	.003354	.024294	.002959	.006582	.004189	.004451	.002686
URANIUM MINES	.000242	.000241	.000295	.000251	.000430	.000396	.000415	.000231
OTHER METAL MINES	.000525	.000530	.012467	.000405	.000221	.000219	.000221	.000127
COAL MINES	.001426	.001411	.001570	.003319	.009499	.008380	.010502	.003295
PETROLEUM, NAT. GAS	1.028604	1.041285	.971215	.035971	.031800	.032241	.032328	.027929
ASBESTOS MINES	.000128	.000128	.000130	1.000188	.000785	.000198	.000544	.000101
AD NON-METAL MINE	.002458	.002465	.002657	.001028	.905475	.956675	.951868	.003086
MEAT PROCESSORS	.001519	.001519	.001546	.001442	.002488	.003390	.002484	.943792
POULTRY PROCESSOR	.000166	.000166	.000169	.000156	.000279	.000331	.000278	.001211
DAIRY FACTORIES	.001167	.001166	.001179	.001085	.001873	.002191	.001863	.002425
PROCESS CHEESE	.000084	.000084	.000086	.000083	.000146	.000170	.000145	.000825
FISH PROD. IND.	.000197	.000197	.000200	.000170	.000299	.010864	.000300	.005071
FRUIT & VEG. CANNERS	.000530	.000530	.000536	.000487	.000858	.001175	.000853	.007056
FEED MILLS	.001342	.001346	.001311	.000714	.001170	.001744	.001176	.051886
FLOUR MILLS	.000658	.000662	.000645	.000305	.000489	.001391	.000491	.007254
BREAKFAST CEREAL	.000039	.000039	.000039	.000031	.000054	.000073	.000053	.000302
BISCUIT MFG.	.000124	.000124	.000123	.000095	.000166	.000174	.000165	.000145
BAKERIES	.000507	.000507	.000512	.000459	.000808	.000827	.000802	.001017
CONFECTIONERY MFG	.000067	.000067	.000067	.000065	.000111	.000286	.000111	.000282
SUGAR REFINERIES	.000224	.000224	.000225	.000186	.000324	.000999	.000325	.001808
VEG. OIL MILLS	.000648	.000648	.000709	.000721	.001137	.002069	.001159	.020791
MISC. FOOD IND.	.000787	.000787	.000805	.000743	.001273	.037432	.001387	.008791
SOFT DRINKS MFG.	.000339	.000339	.000340	.000284	.000499	.000505	.000492	.000495
DISTILLERIES	.000274	.000274	.000279	.000220	.000333	.000400	.000324	.000859
BREWERY & WINERY	.000525	.000526	.000511	.000301	.000516	.000550	.000482	.000697
LEAF TOBACCO PROC	.000011	.000011	.000011	.000009	.000017	.000029	.000017	.000484
TOBACCO PROD. MFG.	.000015	.000015	.000015	.000014	.000026	.000026	.000026	.000022
RUBBER FOOTWEAR	.000026	.000026	.000027	.000027	.000044	.000044	.000045	.000034
TIRE & TUBE MFG.	.002833	.002777	.002880	.003196	.005717	.005661	.005783	.004525
OTH. RUBBER IND.	.001430	.001415	.001443	.001382	.002311	.002253	.002289	.001861
LEATHER TANNERIES	.000049	.000048	.000049	.000049	.000075	.000075	.000074	.000070
SHOE FACTORIES	.000039	.000039	.000039	.000037	.000061	.000061	.000062	.000036
GLOVE & LUGGAGE	.000129	.000128	.000128	.000112	.000170	.000168	.000165	.000170
COTTON YARN & CLOTH	.001352	.001329	.001368	.006373	.003220	.003132	.002987	.004368
WOOL YARN & CLOTH	.000177	.000174	.000181	.000315	.000374	.000382	.000374	.000507
SYN. TEXTILE MILLS	.000903	.000899	.000918	.001981	.001650	.001657	.001608	.002449

TABLE 15 IMPACT TABLE WITHOUT IMPORT LEAKAGES - AGGREGATION L (SEE CHAPTER 4)

COMMODITY (COLUMNS)	CRUDE MINERAL OILS	NATURAL GAS	PROD. REL. TO MINES	ASBESTOS FIBRES	CLAY & GYPSUM	SALT	CRUDE MINERAL NES	MEAT
---------------------	--------------------	-------------	---------------------	-----------------	---------------	------	-------------------	------

WOOL YARN & CLOTH 39	.000177	.001329	.001368	.000373	.003222	.000183	.000183	.000170
SYN.TEXTILE MILLS 40	.000903	.000174	.000181	.000315	.000374	.003132	.002987	.004368
		.000899	.000918	.001981	.001650	.000382	.000374	.000507
						.001657	.001638	.001650

TABLE 15 IMPACT TABLE WITHOUT IMPORT LEAKAGES - AGGREGATION L (SEE CHAPTER 4)

COMMODITY (COLUMNS)	CRUDE MINERAL OILS	NATURAL GAS	PROD. REL. TO MINES	ASBESTOS FIBRES	CLAY & GYPSUM	SALT	CRUDE MINERAL NES	MEAT
INDUSTRY (ROWS)	17	18	19	20	21	22	23	24
CARPET, MAT, RUG 41	.000047	.000046	.000046	.000037	.000035	.000035	.000035	.000046
LINOL. & COATED FAB 42	.000340	.000337	.000341	.000506	.000528	.000533	.000529	.000502
TEXTILE BAG & CANVAS 43	.000207	.000203	.000212	.011194	.001396	.001536	.001431	.002575
OTH. TEXTILE IND. 44	.000850	.000842	.000883	.003584	.001865	.001998	.001885	.004188
HOSIERY MILLS 45	.000007	.000007	.000007	.000007	.000011	.000011	.000011	.000011
OTHER KNITTING 46	.000060	.000060	.000060	.000093	.000091	.000091	.000091	.000209
CLOTHING IND. 47	.000369	.000368	.000377	.000493	.000682	.000680	.000685	.001042
SAWMILLS 48	.001738	.001728	.001716	.001612	.002574	.002650	.002587	.002461
VENEER & PLYWOOD 49	.000627	.000622	.000612	.000450	.000695	.000688	.000687	.000680
SASH & DOOR & PLANING 50	.000787	.000781	.000767	.000537	.000654	.000655	.000647	.000753
OTHER WOOD IND. 51	.000625	.000624	.000638	.000761	.004067	.004220	.004105	.002273
HOUSE FURNITURE 52	.000225	.000223	.000224	.000191	.000317	.000317	.000317	.000240
OTH. FURNITURE IND 53	.000226	.000225	.000226	.000196	.000306	.000304	.000305	.000234
PULP & PAPER MILLS 54	.005607	.005601	.005643	.012492	.018823	.019839	.019138	.016624
ASPHALT ROOFING 55	.000268	.000266	.000271	.000210	.000305	.000270	.000261	.000291
PAPER BOX & BAG MFG 56	.001835	.001830	.001970	.019425	.028204	.030398	.029608	.018333
AD PAPER CONVERT. 57	.001604	.001597	.001598	.002478	.003827	.004052	.003862	.004768
PRINT-PUBLISHING 58	.014193	.014185	.013817	.007779	.013037	.013188	.012344	.017190
IRON & STEEL MILLS 59	.010828	.010808	.010961	.007109	.013180	.013079	.013040	.010793
STEEL PIPE & TUBE 60	.004538	.004567	.004359	.001167	.001630	.001627	.001641	.001311
IRON FOUNDRIES 61	.001225	.001220	.001594	.000851	.002525	.002547	.002577	.000993
SMELTING & REFINING 62	.005437	.005428	.006920	.005217	.009718	.008759	.009257	.005682
ALUM. ROLL. CAST. 63	.000965	.000962	.000981	.000861	.001466	.001479	.001463	.001214
COPPER ROLL. CAST 64	.000987	.000979	.001009	.001082	.001618	.001595	.001615	.000939
METAL ROLL. CAST. 65	.000587	.000584	.000612	.000519	.000933	.000911	.000914	.000662
BOILER & PLATEWORKS 66	.000880	.000878	.000878	.000542	.001003	.001009	.001016	.000645
FABR. STRUCT. METAL 67	.002047	.002040	.002045	.001535	.002431	.002331	.002371	.001728
ORN. & ARCH. METAL 68	.000946	.000941	.000934	.000657	.000855	.000840	.000844	.000786
METAL STAMPING 69	.003869	.003868	.003991	.002981	.005287	.006340	.005240	.010646
WIRE & PROD. MFG. 70	.003835	.003833	.003949	.004227	.007680	.007216	.007611	.005311
HARDWARE & CUTLERY 71	.002646	.002648	.002724	.002729	.004949	.004895	.005007	.002418
OTHER METAL IND 72	.005742	.005733	.005864	.004158	.007947	.007931	.008052	.004710
AD MACHINERY MFG. 73	.019119	.019249	.019406	.011532	.027816	.028085	.029211	.016056
REFRIG. & STORE MCH 74	.002623	.002625	.002689	.001846	.002293	.002293	.002315	.001972
AIRCRAFT & PARTS 75	.002001	.001967	.002012	.002777	.002470	.002524	.002512	.001278
MOTOR VEH. MFG. 76	.001138	.001129	.001158	.001105	.002094	.002081	.002112	.001334
VEHICLE PARTS MFG 77	.005548	.005442	.005669	.005910	.010928	.010788	.011038	.005823
OTH. TRANSP. EQ. IND 78	.001499	.001402	.001473	.000969	.001721	.001797	.001725	.001222
ELEC. APPLIANCE 79	.000958	.000959	.000971	.000730	.001350	.001332	.001350	.000879
COM. EQ. & WIRE MFG. 80	.003210	.003196	.003244	.002924	.004770	.004639	.004698	.003346
ELEC. INDUST. EQ. 81	.002070	.002070	.002111	.001839	.004226	.003295	.003411	.001927
OTH. ELEC. PROD. IND 82	.002731	.002715	.002793	.002847	.004877	.004772	.004867	.002904
CEMENT & LIME MFG. 83	.000784	.000779	.000812	.000768	.004008	.001169	.042082	.000701
CONCRETE & GYPSUM 84	.001467	.001446	.001423	.001041	.015567	.001137	.001285	.001199
CLAY, STONE & REFRACT 85	.000842	.000838	.000866	.000630	.092814	.001111	.004748	.000786
GLASS & PROD. MFG. 86	.000663	.000658	.000667	.000599	.000917	.001355	.001585	.001319
OTH. NON-METAL MIN 87	.001029	.001022	.001050	.000997	.014235	.001582	.001712	.001091
PETR. PROD. IND. 88	.016627	.016174	.017328	.023035	.049399	.050562	.050420	.045174
EXPLOSIVES & AMMUN. 89	.003070	.003102	.004238	.024019	.024026	.021454	.021371	.000488
MIXED FERTILIZER 90	.000387	.000389	.000401	.000497	.000584	.000739	.000599	.013075

TABLE 15 IMPACT TABLE WITHOUT IMPORT LEAKAGES - AGGREGATION L (SEE CHAPTER 4)

COMMODITY (COLUMNS)	CRUDE MINERAL OILS	NATURAL GAS	PROC. REL. TO MINES	ASBESTOS FIBRES	CLAY & GYPSUM	SALT	CRUDE MINERAL NES	MEAT
INDUSTRY (ROWS)	17	18	19	20	21	22	23	24
PLASTIC RESIN MFG91	.002186	.002193	.002255	.002070	.003178	.003211	.003035	.004702
PHARMACEUTICAL 92	.000612	.000614	.000639	.000658	.001112	.001197	.001123	.001606
PAINT & VARNISH 93	.002705	.002709	.002783	.002680	.005015	.004630	.004724	.002669
SOAPS & CLEANERS 94	.001566	.001569	.001640	.001951	.003234	.004015	.003278	.003416
TOILET PREP. MFG. 95	.000172	.000172	.000174	.000210	.000270	.000294	.000269	.000236
OTH. CHEMICALS IND 96	.010874	.010870	.017551	.012597	.022597	.035724	.026370	.025147
MISC. MFG. IND. 97	.005295	.005275	.005383	.006109	.009665	.009469	.009617	.006775
CONSTRUCTION 98	.036369	.036058	.035258	.022860	.020092	.019838	.019652	.028329
WH. & RETAIL TRADE 99	.040971	.040740	.041739	.047659	.081627	.081495	.081745	.249440
TRANSP. & STORAGE 100	.044640	.031280	.031997	.029609	.065103	.064419	.064067	.077283
COMMUNICATIONS 101	.015496	.015439	.015153	.009392	.015372	.015032	.014851	.019473
UTILITIES 102	.025661	.025828	.026912	.036868	.040143	.038182	.040338	.023796
FIN. INSUR. RL. EST 103	.202328	.204372	.193069	.032327	.042840	.043051	.043033	.051678
HEALTH & EDUCATION 104	.000003	.000003	.000003	.000000	.000000	.000000	.000000	.000001
BUSINESS SERVICE 105	.033517	.033830	.032824	.019361	.008725	.008546	.008279	.009381
HOTEL, RESTAURANT 106	.008054	.008035	.007821	.004629	.007895	.008168	.007381	.010721
OTHER SERVICES 107	.017893	.017921	.017828	.023752	.024033	.023627	.024008	.015259
OFFICE SUPPLIES 108	.009215	.009202	.008955	.003814	.006216	.006014	.005977	.008564
ADVTG. AND TRAVEL 109	.024456	.024475	.023825	.014248	.024177	.025068	.022504	.033309
OPERATING SUPPL. 110	.063141	.063273	.065989	.076846	.137177	.135337	.139119	.064523
NON-COMP. IMPORTS 111	.000871	.000862	.000889	.001894	.001732	.006381	.001666	.003714
BAL. PAYMENT ADJ. 112	.000000	.000000	.000000	.000000	.000000	.000000	.000000	.000000
COMMODITY TAXES 113	.009162	.008890	.008907	.006685	.018616	.018816	.018872	.014236
SUBSIDIES 114	-.003518	-.003151	-.004221	-.002803	-.006095	-.005911	-.006266	-.012096
INDIR. TX + GOV. SER 115	.053101	.053236	.051217	.023768	.044065	.044557	.044576	.051656
WAGES + SALARIES 116	.320308	.317026	.327379	.400855	.520786	.505398	.506615	.422204
NET-INC. UNINCORP 117	.050384	.050394	.048652	.022779	.047094	.050322	.047013	.227545
SURPLUS 118	.569691	.572743	.567175	.546822	.373801	.379936	.387524	.292739
SUB TOT (111-118) 119	1.000000	1.000000	1.000000	1.000000	1.000000	1.000000	.999999	1.000000

TABLE 15 IMPACT TABLE WITHOUT IMPORT LEAKAGES - AGGREGATION L (SEE CHAPTER 4)

COMMODITY (COLUMNS)	HIDES & SKINS	ANIMAL FATS & OILS	MEAT BY-PROD. NES	POULTRY	MILK & CREAM PROCESSED	BUTTER	CHEESE EX. PROCESS	OTHER DAIRY PROD.
INDUSTRY (ROWS)	25	26	27	28	29	30	31	32

TABLE 15 IMPACT TABLE WITHOUT IMPORT LEAKAGES - AGGREGATION L (SEE CHAPTER 4)

COMMODITY(COLUMNS)	HIDES & SKINS	ANIMAL FATS & OILS	MEAT BY-PROD.NES	POULTRY	MILK & CREAM PROCESSED	BUTTER	CHEESE EX. PROCESS	OTHER DAIRY PROD.
INDUSTRY(ROWS)	25	26	27	28	29	30	31	32
NET EXPORTS	15.6	7.0	6.0	.2	.0	.0	6.3	17.6
RE-EXPORTS	.0	.0	1.5	.1	-.0	-.0	.0	.0
IMPORTS	-12.1	-6.4	-6.6	-5.9	-.0	.0	-7.3	-3.1
INVENTORY CHANGE	-.8	.9	.1	3.0	3.0	2.0	1.1	2.8
OTH. FINAL DEMAND	.0	69.0	.2	182.9	304.9	195.0	28.3	133.9
AGRICULTURE 1	.615012	.500366	.625146	.507614	.675374	.689719	.668416	.660214
FORESTRY 2	.008169	.010716	.008876	.009055	.009292	.009276	.009258	.009573
FISHING,HUNTING 3	.002652	.003411	.027691	.001166	.001206	.001221	.001198	.001212
IRON MINES 4	.001245	.001483	.001534	.001188	.001582	.001579	.001574	.001587
BASE METAL MINES 5	.002691	.003629	.003034	.002556	.003056	.003055	.003043	.003076
URANIUM MINES 6	.000231	.000310	.000260	.000221	.000270	.000270	.000269	.000272
OTHER METAL MINES 7	.000130	.000183	.000135	.000139	.000143	.000142	.000143	.000145
COAL MINES 8	.003252	.004403	.003765	.002612	.004341	.004335	.004308	.004378
PETROLEUM,NAT.GAS 9	.027737	.024806	.028755	.026459	.032034	.032289	.031872	.031454
ASBESTOS MINES 10	.000102	.000111	.000107	.000099	.000114	.000114	.000114	.000114
AD NON-METAL MINE 11	.003036	.003845	.003849	.002217	.002786	.002810	.002766	.002799
MEAT PROCESSORS 12	.872343	.702128	.781665	.121738	.006490	.006538	.006451	.007022
POULTRY PROCESSOR 13	.000643	.001043	.033139	.655616	.000422	.000557	.000392	.002011
DAIRY FACTORIES 14	.002359	.005281	.020519	.002516	1.051512	1.035756	1.039983	1.018303
PROCESS CHEESE 15	.000766	.000869	.000838	.000340	.000272	.000270	.000700	.002397
FISH PROD. IND. 16	.004787	.006372	.054593	.001873	.001791	.001821	.001776	.001810
FRUIT&VEG.CANNERS 17	.001730	.004373	.010602	.009462	.003305	.003267	.003283	.003962
FEED MILLS 18	.051194	.044271	.167852	.041531	.054535	.055675	.053983	.053347
FLOUR MILLS 19	.007092	.012836	.019130	.005508	.007229	.007369	.007161	.007759
BREAKFAST CEREAL 20	.000222	.000354	.000396	.000174	.000243	.000245	.000241	.000264
BISCUIT MFG. 21	.000144	.000273	.000183	.000141	.000472	.000465	.000468	.000518
BAKERIES 22	.000993	.001274	.036065	.000787	.000829	.000824	.000828	.001026
CONFECTIONERY MFG 23	.000265	.001694	.004877	.000188	.001563	.001544	.001551	.024019
SUGAR REFINERIES 24	.001573	.006912	.005539	.001264	.005062	.005022	.005016	.006807
VEG. OIL MILLS 25	.019686	.034180	.035362	.007134	.007367	.007491	.007301	.007835
MISC. FOOD IND. 26	.007848	.303548	.033299	.004352	.008379	.008589	.008311	.031637
SOFT DRINKS MFG. 27	.000490	.000755	.008306	.000454	.000765	.000756	.000763	.000772
DISTILLERIES 28	.000851	.001705	.012124	.000725	.000828	.000831	.000826	.000864
BREWERY & WINERY 29	.000705	.001627	.000952	.000743	.000781	.000768	.000786	.000839
LEAF TOBACCO PROC 30	.000454	.000407	.041699	.000210	.000152	.000154	.000151	.000152
TOBACCO PROD.MFG. 31	.000021	.000023	.000023	.000021	.000020	.000020	.000019	.000020
RUBBER FOOTWEAR 32	.000037	.000037	.000033	.000035	.000032	.000032	.000032	.000032
TIRE & TUBE MFG. 33	.004519	.004252	.004607	.004232	.004645	.004666	.004627	.004615
OTH. RUBBER IND. 34	.002149	.001888	.001795	.001975	.001735	.001728	.001742	.001726
LEATHER TANNERIES 35	.000095	.000065	.000072	.000076	.000065	.000064	.000065	.000066
SHOE FACTORIES 36	.000036	.000036	.000037	.000034	.000037	.000037	.000037	.000037
GLOVE & LUGGAGE 37	.000185	.000275	.000174	.000187	.000177	.000175	.000178	.000182
COTTON YARN&CLOTH 38	.007592	.006104	.005569	.004043	.003743	.003753	.003746	.003749
WOOL YARN & CLOTH 39	.000930	.000518	.000448	.000623	.000403	.000396	.000409	.000407
SYN.TEXTILE MILLS 40	.004898	.002705	.002365	.002669	.001745	.001725	.001771	.001740

TABLE 15 IMPACT TABLE WITHOUT IMPORT LEAKAGES - AGGREGATION L (SEE CHAPTER 4)

COMMODITY (COLUMNS)	HIDES & SKINS	ANIMAL	MEAT	POULTRY	MILK & CREAM	BUTTER	CHEESE EX.	OTHER DAIRY
INDUSTRY (ROWS)	25	FATS & OILS 26	BY-PROD.NES 27	28	PROCESSED 29	30	PROCESS 31	PRD. 32
CARPET, MAT, RUG 41	.000081	.000044	.000049	.000044	.000046	.000046	.000046	.000045
LINOL. & COATED FAB 42	.001073	.000659	.000562	.000490	.000536	.000536	.000535	.000542
TEXTILE BAG & CANVAS 43	.002531	.003010	.004521	.001736	.001904	.001926	.001889	.001949
OTH. TEXTILE IND. 44	.027468	.003876	.004848	.003915	.003884	.003919	.003874	.003841
HOSIERY MILLS 45	.000015	.000011	.000011	.000012	.000009	.000009	.000009	.000009
OTHER KNITTING 46	.000323	.000175	.000176	.000169	.000095	.000093	.000096	.000093
CLOTHING IND. 47	.001327	.000690	.000716	.001407	.000627	.000610	.000651	.000600
SAWMILLS 48	.002482	.002730	.002870	.003221	.002640	.002628	.002639	.002665
VENEER & PLYWOOD 49	.000682	.000697	.000778	.000992	.000763	.000764	.000760	.000761
SASH & DOOR & PLANING 50	.000751	.000723	.000835	.000878	.000792	.000795	.000789	.000786
OTHER WOOD IND. 51	.002409	.003245	.003247	.006498	.003353	.003351	.003326	.003320
HOUSE FURNITURE 52	.000265	.000259	.000269	.000287	.000255	.000254	.000254	.000255
OTH. FURNITURE IND 53	.000262	.000274	.000260	.000252	.000260	.000259	.000259	.000262
PULP & PAPER MILLS 54	.016516	.029073	.018266	.018588	.019775	.019503	.019744	.021288
ASPHALT ROOFING 55	.000293	.000341	.000316	.000282	.000305	.000306	.000304	.000306
PAPER BOX & BAG MFG 56	.017587	.035025	.021597	.021584	.025626	.025302	.025463	.027496
AD PAPER CONVERT. 57	.004827	.007090	.005626	.005790	.007119	.007021	.007100	.007520
PRINT-PUBLISHING 58	.017460	.028568	.016803	.019539	.017404	.017094	.017573	.018110
IRON & STEEL MILLS 59	.010420	.012616	.013108	.009845	.013492	.013465	.013415	.013541
STEEL PIPE & TUBE 60	.001296	.001317	.001426	.001243	.001435	.001439	.001429	.001428
IRON FOUNDRIES 61	.000983	.000994	.001073	.000932	.001069	.001072	.001064	.001063
SMELTING & REFINING 62	.005695	.007874	.006453	.005375	.006470	.006469	.006442	.006517
ALUM. ROLL. CAST. 63	.001181	.001580	.001425	.001167	.001529	.001522	.001521	.001556
COPPER ROLL. CAST 64	.000934	.001026	.001016	.000907	.000999	.001000	.000995	.000999
METAL ROLL. CAST. 65	.000671	.000830	.000728	.000636	.000744	.000743	.000741	.000749
BOILER & PLATEWORKS 66	.000635	.000703	.000702	.000612	.000706	.000707	.000703	.000704
FABR. STRUCT. METAL 67	.001733	.001735	.001860	.001657	.001905	.001911	.001897	.001894
ORN. & ARCH. METAL 68	.000781	.000839	.000852	.000755	.000848	.000851	.000845	.000846
METAL STAMPING 69	.009477	.015676	.014832	.008902	.018298	.018111	.018147	.018542
WIRE & PROD. MFG. 70	.005311	.005260	.005496	.005033	.005690	.005709	.005665	.005668
HARDWARE & CUTLERY 71	.002417	.002430	.002560	.002354	.002636	.002634	.002626	.002634
OTHER METAL IND 72	.004665	.005079	.005017	.004520	.005039	.005047	.005022	.005020
AD MACHINERY MFG. 73	.015876	.014608	.016867	.014212	.017390	.017559	.017271	.017196
REFRIG. & STORE MCH 74	.001975	.002417	.001985	.001844	.001802	.001794	.001805	.001831
AIRCRAFT & PARTS 75	.001270	.001486	.001371	.001219	.001243	.001245	.001242	.001254
MOTOR VEH. MFG. 76	.001321	.001389	.001429	.001258	.001301	.001303	.001296	.001306
VEHICLE PARTS MFG 77	.005779	.005918	.006225	.005491	.006173	.006171	.006149	.006179
OTH. TRANSP. EQ. IND 78	.001205	.001403	.001769	.001127	.001140	.001139	.001138	.001151
ELEC. APPLIANCE 79	.000875	.000901	.000941	.000839	.000949	.000952	.000945	.000945
COM. EQ. & WIRE MFG. 80	.003329	.003449	.003658	.003223	.003385	.003388	.003376	.003381
ELEC. INDUST. EQ. 81	.001914	.001948	.002033	.001823	.002048	.002052	.002040	.002042
OTH. ELEC. PROD. IND 82	.002893	.003127	.003083	.002765	.003102	.003103	.003090	.003104
CEMENT & LIME MFG. 83	.000695	.000762	.000809	.000650	.000748	.000751	.000745	.000747
CONCRETE & GYPSUM 84	.001193	.001165	.001277	.001156	.001278	.001284	.001274	.001267
CLAY, STONE & REFRA 85	.000776	.000915	.000881	.000748	.000880	.000882	.000877	.000883
GLASS & PROD. MFG. 86	.001162	.006426	.002596	.001336	.003552	.003514	.003537	.003865
OTH. NON-METAL MIN 87	.001090	.001159	.001161	.001065	.001169	.001169	.001166	.001168
PETR. PROD. IND. 88	.044853	.039204	.046341	.042823	.051982	.052418	.051715	.050972
EXPLOSIVES & AMMUN. 89	.000488	.000755	.000596	.000430	.000513	.000515	.000510	.000517
MIXED FERTILIZER 90	.012861	.010580	.014011	.010603	.014085	.014382	.013940	.013772

TABLE 15 IMPACT TABLE WITHOUT IMPORT LEAKAGES - AGGREGATION L (SEE CHAPTER 4)

COMMODITY (COLUMNS)	HIDES & SKINS	ANIMAL	MEAT	POULTRY	MILK & CREAM	BUTTER	CHEESE EX.	OTHER DAIRY
INDUSTRY (ROWS)	25	FATS & OILS 26	BY-PROD.NES 27	28	PROCESSED 29	30	PROCESS 31	PRD. 32

MIXED FERTILIZER 90 .000488 .000755 .000596 .000430 .000513 .000418 .000516 .000517
 .012861 .010580 .016011 .010603 .014605 .014600 .014600 .014600

TABLE 15 IMPACT TABLE WITHOUT IMPORT LEAKAGES - AGGREGATION L (SEE CHAPTER 4)

COMMODITY(COLUMNS)	HIDES & SKINS	ANIMAL	MEAT	POULTRY	MILK & CREAM	BUTTER	CHEESE EX.	OTHER DAIRY
INDUSTRY(ROWS)	25	FATS & OILS	BY-PROD.NES	28	PROCESSED	30	PROCESS	PRUD.
		26	27		29		31	32
PLASTIC RESIN MFG91	.004746	.006019	.005404	.003843	.002681	.002676	.002680	.002951
PHARMACEUTICAL 92	.001585	.002240	.003787	.001368	.001850	.001868	.001836	.001885
PAINT & VARNISH 93	.002662	.002849	.002870	.002560	.002907	.002904	.002896	.002916
SOAPS & CLEANERS 94	.003300	.138042	.004417	.001985	.002499	.002499	.002496	.003127
TOILET PREP.MFG. 95	.000232	.000729	.000334	.000206	.000251	.000250	.000250	.000274
OTH.CHEMICALS IND96	.025983	.050804	.033047	.021671	.025684	.025917	.025520	.026210
MISC. MFG.IND. 97	.007075	.011253	.007212	.007992	.007456	.007403	.007458	.007604
CONSTRUCTION 98	.028108	.026099	.030050	.027148	.029505	.029672	.029402	.029186
WH.&RETAIL TRADE 99	.262464	.096728	.102579	.409901	.081781	.074142	.092080	.070528
TRANSP.& STORAGE100	.075750	.087860	.092305	.069986	.067359	.067359	.067233	.068248
COMMUNICATIONS 101	.019704	.019747	.016770	.022913	.015389	.015131	.015628	.015373
UTILITIES 102	.023721	.024457	.024444	.023972	.025524	.025437	.025489	.025414
FIN.INSUR.RL. EST103	.052263	.044590	.047414	.057266	.050366	.050249	.050631	.049706
HEALTH&EDUCATION104	.000001	.000000	.000000	.000001	.000000	.000000	.000000	.000000
BUSINESS SERVICE105	.009491	.013878	.009790	.010215	.008861	.008755	.008943	.009213
HOTEL,RESTAURANT106	.010867	.022536	.011218	.011504	.011954	.011744	.012035	.012644
OTHER SERVICES 107	.015160	.018168	.015504	.014383	.017201	.017051	.017191	.017296
OFFICE SUPPLIES 108	.008747	.007261	.007020	.010475	.006699	.006581	.006822	.006607
ADVTG.AND TRAVEL109	.033800	.071689	.034779	.035933	.037499	.036814	.037767	.039736
OPERATING SUPPL.110	.064180	.063485	.067279	.061363	.070778	.070682	.070501	.070747
NON-COMP. IMPORTS111	.004431	.042096	.008752	.002781	.004773	.004776	.004750	.009666
BAL.PAYMENT ADJ.112	.000000	.000000	.000000	.000000	.000000	.000000	.000000	.000000
COMMODITY TAXES 113	.014250	.013516	.013975	.015660	.017542	.017451	.017551	.017263
SUBSIDIES 114	-.012116	-.010006	-.013505	-.012673	-.010379	-.010399	-.010443	-.010197
INDIR.TX+GOV.SER115	.051491	.045979	.050375	.048661	.052845	.053201	.052724	.052128
WAGES + SALARIES116	.424210	.424468	.415037	.440070	.402927	.398485	.404618	.404871
NET-INC.UNINCORP117	.225821	.179738	.225460	.211280	.232482	.235854	.231334	.226996
SURPLUS 118	.291912	.304209	.299905	.294221	.299809	.300632	.299464	.299272
SUB TOT(111-118)119	1.000000	1.000000	.999999	1.000000	1.000000	1.000000	1.000000	1.000000

TABLE 15 IMPACT TABLE WITHOUT IMPORT LEAKAGES - AGGREGATION L (SEE CHAPTER 4)

COMMODITY (COLUMNS)	PROCESS CHEESE	FISH PRODUCTS	FRUIT & VEG. CANNED	ANIM. FEEDS & CONC	FLOUR MILL PROD.	BREAKFAST CEREALS	BISCUITS, SIM. PROD.	BAKERY PRODUCTS
INDUSTRY (ROWS)	33	34	35	36	37	38	39	40
NET EXPORTS	.3	124.4	8.8	5.1	63.0	.8	2.2	1.3
RE-EXPORTS	.0	.4	.6	-.0	.0	.0	.0	.0
IMPORTS	-1.6	-19.7	-110.8	-2.5	-4.6	-.6	-9.8	-2.0
INVENTORY CHANGE	.1	1.6	16.7	.9	1.4	.3	1.8	3.9
OTH. FINAL DEMAND	43.9	44.8	335.9	15.2	41.8	33.2	79.6	317.3

AGRICULTURE	1	.233704	.024491	.243880	.516179	.716274	.179146	.129719	.166424
FORESTRY	2	.011732	.009642	.010988	.008329	.010395	.022002	.019067	.011578
FISHING, HUNTING	3	.001062	.517349	.001034	.011634	.001542	.000865	.000781	.001002
IRON MINES	4	.001832	.003242	.006038	.001900	.001258	.001125	.001101	.001133
BASE METAL MINES	5	.003612	.004548	.007120	.003327	.002787	.002923	.002840	.002771
URANIUM MINES	6	.000311	.000393	.000608	.000283	.000238	.000254	.000244	.000246
OTHER METAL MINES	7	.000177	.000202	.000183	.000146	.000136	.000242	.000164	.000156
COAL MINES	8	.003724	.003644	.008726	.003808	.003435	.005611	.003912	.002942
PETROLEUM, NAT. GAS	9	.017563	.026504	.018668	.028129	.030791	.015925	.016750	.021865
ASBESTOS MINES	10	.000118	.000148	.000141	.000117	.000105	.000125	.000098	.000106
AG NON-METAL MINE	11	.003114	.004282	.003900	.006044	.002885	.002514	.002511	.002808
MEAT PROCESSORS	12	.057173	.015439	.034543	.060924	.008179	.009927	.046072	.032228
POULTRY PROCESSORS	13	.001235	.001463	.012846	.001512	.000367	.000689	.000586	.001830
DAIRY FACTORIES	14	.212332	.001815	.016315	.007701	.002292	.005155	.013193	.015734
PROCESS CHEESE	15	.779977	.000157	.009268	.000516	.000201	.000465	.002193	.001741
FISH PROD. IND.	16	.001678	1.036207	.001552	.019047	.002552	.001246	.001226	.001565
FRUIT & VEG. CANNERS	17	.053166	.001381	.993362	.003594	.001514	.004236	.011803	.030808
FEED MILLS	18	.019636	.004178	.022326	1.064589	.069636	.025230	.012203	.015901
FLOUR MILLS	19	.008777	.000911	.005463	.078868	.986747	.035227	.077953	.142970
BREAKFAST CEREAL	20	.000394	.000062	.000335	.002670	.007440	.947978	.000953	.001568
BISCUIT MFG.	21	.000459	.000150	.000718	.000219	.000158	.000463	.956360	.011024
BAKERIES	22	.001208	.002027	.001382	.002037	.000803	.001947	.018587	.979299
CONFECTIONERY MFG	23	.014129	.000220	.001747	.001060	.000575	.000820	.031293	.012312
SUGAR REFINERIES	24	.015865	.000411	.034062	.013816	.003851	.025886	.051735	.028984
VEG. OIL MILLS	25	.015091	.002606	.006027	.008374	.011694	.006075	.009937	.006211
MISC. FOOD IND.	26	.166916	.002555	.060463	.040087	.017444	.065777	.079959	.062962
SOFT DRINKS MFG.	27	.000905	.000560	.002212	.000799	.000482	.001484	.003947	.000651
DISTILLERIES	28	.001251	.000593	.001068	.003082	.002354	.001973	.001106	.001028
BREWERY & WINERY	29	.001877	.000744	.002377	.001112	.000875	.003596	.001621	.001319
LEAF TOBACCO PROD	30	.000107	.000659	.000164	.001503	.000174	.000386	.000090	.000086
TOBACCO PROD. MFG.	31	.000030	.000020	.000024	.000026	.000021	.000023	.000021	.000022
RUBBER FOOTWEAR	32	.000038	.000033	.000035	.000036	.000034	.000040	.000031	.000031
TIRE & TUBE MFG.	33	.003976	.003474	.003793	.004749	.004842	.003944	.003356	.003780
OTH. RUBBER IND.	34	.001848	.001942	.001827	.002055	.002029	.001911	.001570	.001600
LEATHER TANNERIES	35	.000097	.000097	.000087	.000086	.000078	.000144	.000113	.000096
SHOE FACTORIES	36	.000042	.000038	.000039	.000038	.000034	.000042	.000032	.000036
GLOVE & LUGGAGE	37	.000327	.000200	.000284	.000213	.000195	.000536	.000290	.000247
COTTON YARN & CLOTH	38	.004981	.014717	.003261	.011022	.016486	.004393	.004351	.004750
WOOL YARN & CLOTH	39	.000583	.000561	.000518	.000544	.000665	.000918	.000804	.000564
SYN. TEXTILE MILLS	40	.003399	.003762	.002627	.003399	.004417	.002325	.002604	.002620

TABLE 15 IMPACT TABLE WITHOUT IMPORT LEAKAGES - AGGREGATION L (SEE CHAPTER 4)

COMMODITY (COLUMNS)	PROCESS CHEESE	FISH PRODUCTS	FRUIT & VEG. CANNED	ANIM. FEEDS & CONC	FLOUR MILL PROD.	BREAKFAST CEREALS	BISCUITS, SIM. PROD.	BAKERY PRODUCTS
INDUSTRY (ROWS)	33	34	35	36	37	38	39	40

TABLE 15 IMPACT TABLE WITHOUT IMPORT LEAKAGES - AGGREGATION L (SEE CHAPTER 5)

COMMODITY (COLUMNS) INDUSTRY (ROWS)	PROCESS CHEESE 33	FISH PRODUCTS 34	FRUIT & VEG. CANNED 35	ANIM. FEEDS & CONC 36	FLOUR MILL PROD. 37	BREAKFAST CEREALS 38	BISCUITS, SIM. PROD. 39	BAKERY PRODUCTS 40
CARPET, MAT, RUG 41	.000039	.000078	.000043	.000057	.000063	.000038	.000034	.000036
LINOL. & COATED FAB 42	.000604	.000728	.000577	.000777	.000954	.000792	.000698	.000618
TEXTILE BAG & CANVAS 43	.001779	.001135	.001598	.017733	.028523	.004483	.003956	.005164
OTH. TEXTILE IND. 44	.002781	.010237	.002662	.007467	.010464	.003438	.003111	.003193
HOSIERY MILLS 45	.000012	.000012	.000010	.000013	.000013	.000011	.000010	.000010
OTHER KNITTING 46	.000119	.000147	.000103	.000163	.000199	.000139	.000120	.000111
CLOTHING IND. 47	.000727	.000700	.000635	.000838	.000890	.000681	.000560	.000604
SAWMILLS 48	.002895	.009163	.003067	.002544	.002861	.004217	.004006	.002757
VENEER & PLYWOOD 49	.000650	.001364	.000668	.000717	.000771	.000712	.000695	.000606
SASH & DOOR PLANING 50	.000674	.001546	.000676	.000833	.000847	.000610	.000571	.000583
OTHER WOOD IND. 51	.002089	.007736	.002373	.002033	.002108	.001719	.001502	.001310
HOUSE FURNITURE 52	.000269	.000537	.000278	.000276	.000268	.000276	.000223	.000218
OTH. FURNITURE IND 53	.000370	.000418	.000427	.000277	.000269	.000363	.000265	.000237
PULP & PAPER MILLS 54	.037932	.016866	.034265	.017089	.023032	.081825	.072622	.039936
ASPHALT ROOFING 55	.000322	.000370	.000299	.000329	.000329	.000293	.000310	.000296
PAPER BOX & BAG MFG 56	.047541	.018633	.046001	.019470	.033327	.092277	.096514	.046998
AD PAPER CONVERT. 57	.012126	.004441	.014150	.005078	.005361	.012331	.026356	.025191
PRINT-PUBLISHING 58	.035115	.015957	.031361	.021568	.019373	.063913	.033105	.026891
IRON & STEEL MILLS 59	.015873	.028598	.054752	.016452	.010560	.009269	.009203	.009484
STEEL PIPE & TUBE 60	.001282	.002180	.002198	.001575	.001485	.001152	.000988	.001094
IRON FOUNDRIES 61	.000950	.001581	.001475	.001146	.001077	.000874	.000724	.000802
SMELTING & REFINING 62	.007768	.009731	.015832	.007080	.005895	.006233	.006082	.005932
ALUM. ROLL. CAST. 63	.002196	.002470	.005786	.001540	.001201	.001494	.001948	.001880
COPPER ROLL. CAST 64	.001028	.001598	.001429	.001094	.001016	.001034	.000826	.000869
METAL ROLL. CAST. 65	.000884	.000990	.001645	.000808	.000708	.000843	.000700	.000673
BOILER & PLATEWORKS 66	.000706	.001168	.001496	.000770	.000683	.000564	.000491	.000536
FABR. STRUCT. METAL 67	.001713	.002727	.002732	.001956	.001891	.001488	.001290	.001427
ORN. & ARCH. METAL 68	.001065	.001300	.001293	.000906	.000876	.000707	.000601	.000650
METAL STAMPING 69	.029125	.039650	.155909	.019135	.007638	.006953	.010624	.010350
WIRE & PROD. MFG. 70	.004902	.005356	.005802	.005401	.005453	.005401	.004223	.004360
HARDWARE & CUTLERY 71	.002485	.003120	.002811	.002630	.002428	.002710	.002032	.002306
OTHER METAL IND 72	.004858	.007383	.008038	.005299	.004886	.004331	.003595	.003930
AD MACHINERY MFG. 73	.011566	.018366	.013026	.015525	.016893	.011451	.008596	.010072
REFRIG. & STORE MCH 74	.002344	.001853	.002749	.002264	.002088	.003448	.002583	.001876
AIRCRAFT & PARTS 75	.001945	.001401	.001519	.001705	.001652	.001770	.001190	.001577
MOTOR VEH. MFG. 76	.001638	.001461	.001569	.001571	.001360	.001405	.001193	.001291
VEHICLE PARTS MFG 77	.006210	.006877	.006796	.007022	.006397	.006475	.004967	.005641
OTH. TRANSP. EQ. IND 78	.001501	.009747	.001500	.002232	.001922	.001527	.001188	.001380
ELEC. APPLIANCE 79	.000898	.001294	.001413	.000965	.000917	.000847	.000636	.000704
COM. EQ. & WIRE MFG. 80	.003541	.007555	.003797	.003758	.003441	.003473	.002785	.002985
ELEC. INDUST. EQ. 81	.001899	.002570	.002188	.002065	.001948	.001942	.001504	.001670
OTH. ELEC. PROD. IND 82	.003136	.003624	.003286	.003250	.002996	.003188	.002488	.002712
CEMENT & LIME MFG. 83	.000777	.000936	.000879	.001201	.001389	.000687	.000646	.000663
CONCRETE & GYPSUM 84	.001052	.001827	.001103	.001385	.001394	.000959	.000876	.000960
CLAY, STONE & REFRACT 85	.001276	.001322	.002012	.000987	.000853	.000735	.000690	.000705
GLASS & PROD. MFG. 86	.033409	.002819	.032491	.002806	.001379	.002210	.002613	.002730
OTH. NON-METAL MIN 87	.001234	.001430	.001638	.001307	.001128	.001096	.000916	.000991
PETR. PROD. IND. 88	.027093	.042641	.028578	.045260	.050104	.023664	.024795	.003946
EXPLOSIVES & AMMUN. 89	.000612	.001521	.000730	.000632	.000516	.000514	.000549	.000522
MIXED FERTILIZER 90	.004976	.000614	.005191	.010928	.014937	.003802	.002788	.003536

TABLE 15 IMPACT TABLE WITHOUT IMPORT LEAKAGES - AGGREGATION L (SEE CHAPTER 4)

COMMODITY (COLUMNS)	PROCESS CHEESE	FISH PRODUCTS	FRUIT & VEG. CANNED	ANIM. FEEDS & CONC	FLOUR MILL PROD.	BREAKFAST CEREALS	BISCUITS, SIM. PROD.	BAKERY PRODUCTS
INDUSTRY (ROWS)	33	34	35	36	37	38	39	40
PLASTIC RESIN MFG91	.015830	.004048	.004576	.003657	.002728	.003823	.020082	.020164
PHARMACEUTICAL 92	.002238	.000766	.001857	.019708	.005292	.001992	.001723	.001932
PAINT & VARNISH 93	.003209	.003544	.004374	.002911	.002540	.002859	.002694	.002942
SOAPS & CLEANERS 94	.025157	.010079	.005731	.005503	.002408	.004794	.021143	.009534
TOILET PREP.MFG. 95	.001177	.000242	.000890	.000859	.000341	.000396	.000710	.000393
OTH.CHEMICALS IND96	.034302	.017222	.030873	.030343	.027476	.023483	.033075	.028569
MISC. MFG.IND. 97	.010661	.011149	.010042	.007946	.007368	.015589	.010101	.009059
CONSTRUCTION 98	.022140	.045583	.022793	.032139	.033689	.020471	.018983	.021008
WH.&RETAIL TRADE 99	.117909	.066943	.097652	.103179	.077730	.080679	.075777	.086494
TRANSP.& STORAGE100	.080340	.086757	.081769	.180867	.170937	.093958	.081892	.087826
COMMUNICATIONS 101	.022023	.016957	.020559	.019293	.018088	.027187	.018426	.018457
UTILITIES 102	.022352	.018802	.025356	.028973	.025695	.024351	.023978	.023993
FIN.INSUR.RL.EST103	.045891	.041248	.045098	.050259	.051685	.034118	.044532	.048199
HEALTH&EDUCATION104	.000000	.000000	.000000	.000000	.000000	.000000	.000000	.000001
BUSINESS SERVICE105	.028415	.013052	.014502	.010560	.009474	.024694	.013024	.021939
HOTEL,RESTAURANT106	.027521	.011639	.024145	.015136	.013277	.056179	.023831	.018883
OTHER SERVICES 107	.029207	.015541	.023200	.016886	.014015	.025031	.016064	.018286
OFFICE SUPPLIES 108	.008499	.005500	.007679	.008780	.007915	.007248	.006884	.007355
ADVTG.AND TRAVEL109	.087645	.036457	.076912	.046830	.041011	.181182	.076022	.059803
OPERATING SUPPL.110	.065802	.071077	.068174	.067040	.060102	.074423	.053957	.063045
NON-COMP.IMPORTS111	.029933	.004036	.024516	.014056	.007870	.021528	.036222	.022942
BAL.PAYMENT ADJ.112	.000000	.000000	.000000	.000000	.000000	.000000	.000000	.000000
COMMODITY TAXES 113	.012838	.012939	.012556	.016393	.015175	.015975	.013166	.019209
SUBSIDIES 114	-.020789	-.008144	-.008799	-.034650	-.013716	-.008121	-.006288	-.006680
INDIR.TX+GOV.SER115	.036325	.026864	.037871	.050234	.057573	.032049	.037299	.034817
WAGES + SALARIES116	.478680	.497276	.510045	.448081	.397353	.496075	.556069	.566741
NET-INC.UNINCORP117	.108982	.204348	.104848	.199521	.241633	.089358	.067209	.113502
SURPLUS 118	.354031	.262679	.318962	.306364	.294111	.353136	.296323	.249467
SUB TOT(111-118)119	1.000000	1.000000	1.000000	1.000000	1.000000	1.000000	1.000000	1.000000

TABLE 15 IMPACT TABLE WITHOUT IMPORT LEAKAGES - AGGREGATION L (SEE CHAPTER 4)

COMMODITY (COLUMNS)	CONFECTIONERY PRODUCTS	SUGAR & MOLASSES	VEG. OIL & FATS	TEA AND COFFEE	MISC. FOOD PROD.	SOFT DRINKS & CONC.	DISTILLERY PROD.	BREWERY & WINERY PROD.
INDUSTRY (ROWS)	41	42	43	44	45	46	47	48

TABLE 15 IMPACT TABLE WITHOUT IMPORT LEAKAGES - AGGREGATION L (SEE CHAPTER 4)

COMMODITY (COLUMNS)	CONFECTIONERY PRODUCTS	SUGAR & MOLASSES	VEG. OIL & FATS	TEA AND COFFEE	MISC. FOOD PROD.	SOFT DRINKS & CONC.	DISTILLERY PROD.	BREWERY & WINERY PROD.
INDUSTRY (ROWS)	41	42	43	44	45	46	47	48
NET EXPORTS	.8	1.0	15.1	1.2	23.3	.1	84.4	4.2
RE-EXPORTS	.1	.1	.0	1.3	.3	.0	.2	.0
IMPORTS	-27.4	-6.4	-58.1	-33.9	-27.9	-4.7	-50.0	-11.0
INVENTORY CHANGE	3.2	-.1	1.3	2.3	4.0	1.4	15.0	6.6
OTH. FINAL DEMAND	136.8	61.2	.0	123.8	144.8	133.8	96.0	226.5
AGRICULTURE	1 .105576	.116737	.862237	.193019	.252605	.026793	.079171	.079568
FORESTRY	2 .016443	.005465	.007075	.013350	.013218	.006223	.009038	.013188
FISHING, HUNTING	3 .000580	.000330	.001424	.001662	.001728	.000397	.000487	.000604
IRON MINES	4 .001258	.000580	.001244	.001609	.001697	.002090	.001490	.002065
BASE METAL MINES	5 .003043	.001312	.002955	.003224	.003375	.003409	.002743	.003670
URANIUM MINES	6 .000263	.000113	.000249	.000277	.000289	.000288	.000233	.000316
OTHER METAL MINES	7 .000185	.000069	.000121	.000167	.000169	.000123	.000123	.000169
COAL MINES	8 .004599	.004470	.005338	.004087	.004291	.003271	.005501	.004345
PETROLEUM, NAT. GAS	9 .012780	.011712	.035846	.016594	.018108	.013330	.011384	.013521
ASBESTOS MINES	10 .000110	.000051	.000101	.000105	.000107	.000090	.000096	.000122
AO NON-METAL MINE	11 .002201	.003328	.003412	.002905	.003120	.001712	.002349	.002471
MEAT PROCESSORS	12 .008380	.001855	.007382	.025675	.036796	.005237	.006610	.007731
POULTRY PROCESSOR	13 .000563	.000178	.000332	.001729	.001830	.000458	.000471	.000594
DAIRY FACTORIES	14 .035394	.000869	.001691	.011733	.017460	.003142	.002645	.004579
PROCESS CHEESE	15 .015705	.000081	.000146	.000881	.010900	.000269	.000349	.001166
FISH PROD. IND.	16 .000786	.000496	.002377	.002926	.003030	.000530	.000698	.000798
FRUIT & VEG. CANNERS	17 .009741	.004075	.000804	.010359	.030660	.002356	.002973	.005044
FEED MILLS	18 .009202	.009558	.069561	.017065	.026446	.002722	.008189	.007528
FLOUR MILLS	19 .009256	.002786	.008843	.026878	.046343	.001650	.002169	.015536
BREAKFAST CEREAL	20 .000754	.000062	.000236	.000629	.008856	.000172	.000247	.000970
BISCUIT MFG.	21 .012409	.000063	.000116	.000473	.001435	.000317	.000255	.000444
BAKERIES	22 .001975	.000301	.000690	.001337	.001317	.001387	.001181	.001538
CONFECTIONERY MFG	23 1.046214	.000136	.000169	.005243	.021862	.000385	.000517	.002097
SUGAR REFINERIES	24 .068604	.983651	.001322	.020298	.020339	.087624	.005556	.003369
VEG. OIL MILLS	25 .007464	.001765	.975471	.025782	.025024	.001589	.001979	.003536
MISC. FOOD IND.	26 .071948	.016123	.005979	1.068696	.943319	.026213	.019900	.084682
SOFT DRINKS MFG.	27 .000808	.000180	.000377	.000951	.001013	1.098343	.000823	.001340
DISTILLERIES	28 .001019	.000227	.000913	.002226	.002212	.002247	1.085598	.002713
BREWERY & WINERY	29 .001777	.000258	.000548	.002771	.003395	.006484	.011896	1.009731
LEAF TOBACCO PROC	30 .000047	.000027	.000199	.000174	.000184	.000075	.000175	.000064
TOBACCO PROD. MFG.	31 .000022	.000013	.000021	.000021	.000021	.000015	.000016	.000020
RUBBER FOOTWEAR	32 .000035	.000018	.000030	.000033	.000033	.000022	.000025	.000032
TIRE & TUBE MFG.	33 .003608	.001972	.004747	.003320	.003485	.002208	.002780	.003376
OTH. RUBBER IND.	34 .001760	.000884	.001771	.001671	.001679	.001230	.001319	.001689
LEATHER TANNERIES	35 .000095	.000034	.000060	.000101	.000099	.000078	.000073	.000099
SHOE FACTORIES	36 .000038	.000019	.000033	.000033	.000034	.000028	.000030	.000038
GLOVE & LUGGAGE	37 .000315	.000081	.000141	.000340	.000331	.000344	.000287	.000399
COTTON YARN & CLOTH	38 .003267	.004413	.008716	.004579	.004881	.002036	.002050	.002944
WOOL YARN & CLOTH	39 .000705	.000307	.000404	.000622	.000596	.000306	.000386	.000569
SYN. TEXTILE MILLS	40 .002064	.001427	.002848	.002407	.002401	.001241	.002911	.002661

TABLE 15 IMPACT TABLE WITHOUT IMPORT LEAKAGES - AGGREGATION L (SEE CHAPTER 4)

COMMODITY (COLUMNS)	CONFECTIONERY PRODUCTS	SUGAR & MOLASSES	VEG. OIL & FATS	TEA AND COFFEE	MISC. FOOD PRD.	SOFT DRINKS & CONC.	DISTILLERY PROD.	BREWERY & WINERY PROD.
INDUSTRY (ROWS)	41	42	43	44	45	46	47	48
CARPET, MAT, RUG 41	.000033	.000023	.000053	.000035	.000037	.000026	.000026	.000034
LINOL. & COATED FAB 42	.000662	.000378	.000642	.000598	.000616	.000333	.000378	.000549
TXILE BAG & CANVAS 43	.001953	.007532	.012754	.003252	.003808	.001037	.000667	.001427
OTH. TEXTILE IND. 44	.002480	.002982	.006945	.002890	.003164	.001192	.001405	.001981
HOSIERY MILLS 45	.000010	.000006	.000010	.000010	.000010	.000006	.000007	.000009
OTHER KNITTING 46	.000107	.000071	.000129	.000114	.000111	.000063	.000072	.000097
CLOTHING IND. 47	.000569	.000364	.000717	.000655	.000589	.000388	.000438	.000544
SAWMILLS 48	.003392	.001395	.002060	.002965	.002950	.001584	.003463	.003419
VENEER & PLYWOOD 49	.000631	.000313	.000689	.000609	.000628	.000363	.000732	.000704
SASH & DOOR PLANING 50	.000563	.000334	.000805	.000583	.000609	.000406	.000617	.000624
OTHER WOOD IND. 51	.001480	.000700	.002131	.001876	.001957	.000901	.010457	.004941
HOUSE FURNITURE 52	.000239	.000120	.000236	.000230	.000236	.000163	.000284	.000275
OTH. FURNITURE IND 53	.000286	.000133	.000227	.000288	.000293	.000198	.000512	.000417
PULP & PAPER MILLS 54	.062077	.018204	.008334	.045783	.044222	.019499	.024211	.044147
ASPHALT ROOFING 55	.000294	.000144	.000340	.000275	.000289	.000192	.000191	.000247
PAPER BOX & BAG MFG 56	.073413	.031709	.006380	.055381	.053795	.016005	.025361	.061967
AO PAPER CONVERT. 57	.022059	.003503	.002312	.009440	.009499	.003285	.004040	.007470
PRINT-PUBLISHING 58	.035636	.006593	.012530	.040414	.038640	.052257	.044356	.064223
IRON & STEEL MILLS 59	.010610	.004850	.010391	.013872	.014668	.018499	.012999	.018069
STEEL PIPE & TUBE 60	.001071	.000616	.001403	.001138	.001196	.001037	.000964	.001246
IRON FOUNDRIES 61	.000806	.000453	.001050	.000830	.000873	.000710	.000713	.000905
SMELTING & REFINING 62	.006497	.002763	.006263	.006946	.007279	.007449	.005880	.007932
ALUM. ROLL. CAST. 63	.001885	.001033	.001033	.001949	.001997	.001940	.001573	.002166
COPPER ROLL. CAST 64	.000926	.000460	.000945	.000899	.000931	.000739	.000769	.000977
METAL ROLL. CAST. 65	.000789	.000316	.000678	.000804	.000830	.000842	.000722	.000979
BOILER & PLATEWORKS 66	.000547	.000291	.000650	.000609	.000641	.000619	.000530	.000699
FABR. STRUCT. METAL 67	.001397	.000767	.001831	.001463	.001540	.001276	.001284	.001612
ORN. & ARCH. METAL 68	.000641	.000351	.000834	.000768	.000798	.000583	.001070	.001023
METAL STAMPING 69	.013796	.004251	.006748	.024124	.025850	.046184	.025518	.037933
WIRE & PROD. MFG. 70	.004728	.002447	.005833	.004318	.004512	.003159	.003808	.004801
HARDWARE & CUTLERY 71	.002484	.001316	.002326	.002136	.002200	.001753	.002133	.002606
OTHER METAL IND 72	.004029	.002138	.004784	.004155	.004358	.003719	.003618	.004645
AO MACHINERY MFG. 73	.009814	.005961	.018572	.009782	.010736	.006532	.008014	.009859
REFRIG. & STORE MCH 74	.002942	.001683	.001683	.002158	.002223	.001286	.001934	.002113
AIRCRAFT & PARTS 75	.001376	.000563	.001336	.001480	.001502	.001207	.002132	.002224
MOTOR VEH. MFG. 76	.001311	.000748	.001278	.001220	.001256	.000923	.001037	.001256
VEHICLE PARTS MFG 77	.005907	.003204	.005683	.005374	.005518	.004154	.005159	.006194
OTH. TRANSP. EQ. IND 78	.001233	.000680	.001251	.001416	.001430	.000978	.001354	.001498
ELEC. APPLIANCE 79	.000738	.000391	.000914	.000741	.000783	.000666	.000679	.000842
COM. EQ. & WIRE MFG. 80	.003139	.001645	.003300	.002945	.003037	.002312	.002580	.003193
ELEC. INDUST. EQ. 81	.001766	.000942	.001942	.001604	.001672	.001269	.001450	.001808
OTH. ELEC. PROD. IND 82	.003008	.001528	.002909	.002653	.002743	.002073	.002478	.003028
CEMENT & LIME MFG. 83	.000600	.000746	.001026	.000681	.000724	.000467	.000692	.000728
CONCRETE & GYPSUM 84	.000888	.000566	.001330	.000936	.000982	.000703	.000826	.000940
CLAY, STONE & REFRAC 85	.000719	.000360	.000842	.000926	.000963	.000782	.001388	.001310
GLASS & PROD. MFG. 86	.003437	.000813	.001061	.013873	.013807	.004262	.005936	.008203
OTH. NON-METAL MIN 87	.001052	.000540	.001118	.001033	.001071	.000870	.001059	.001227
PETR. PROD. IND. 88	.019104	.017184	.058315	.025204	.027725	.020597	.017220	.020623
EXPLOSIVE & AMMUN. 89	.000513	.000306	.000625	.000546	.000574	.000560	.000443	.000545
MIXED FERTILIZER 90	.002286	.002463	.017990	.004113	.005357	.000665	.001730	.001756

TABLE 15 IMPACT TABLE WITHOUT IMPORT LEAKAGES - AGGREGATION L (SEE CHAPTER 4)

COMMODITY (COLUMNS)	CONFECTIONERY PRODUCTS	SUGAR & MOLASSES	VEG. OIL & FATS	TEA AND COFFEE	MISC. FOOD PRD.	SOFT DRINKS & CONC.	DISTILLERY PROD.	BREWERY & WINERY PROD.
---------------------	------------------------	------------------	-----------------	----------------	-----------------	---------------------	------------------	------------------------

OTH.NON-METAL MINB7	.001052	.000540	.001118	.001033	.001071	.000870	.001059	.001227
PETR. PROD. IND. 88	.019104	.017184	.058315	.025204	.027725	.020597	.011220	.020623
EXPENSIVE NE AMMUN. 89	.000513	.000406	.000625	.000546	.000574	.000560	.000563	.000545
METAL PROD. IND. 90	.000513	.000540	.001118	.001033	.001071	.000870	.001059	.001227

TABLE 15 IMPACT TABLE WITHOUT IMPORT LEAKAGES - AGGREGATION L (SEE CHAPTER 4)

COMMODITY(COLUMNS) INDUSTRY(ROWS)	CONFECTIONERY PRODUCTS 41	SUGAR & MOLASSES 42	VEG. OIL & FATS 43	TEA AND COFFEE 44	MISC. FOOD PROD. 45	SOFT DRINKS & CONC. 46	DISTILLERY PROD. 47	BREWERY & WINERY PROD. 48
PLASTIC RESIN MFG91	.011225	.001746	.010217	.004986	.005214	.002233	.004016	.003186
PHARMACEUTICAL 92	.001419	.000546	.001985	.003232	.009366	.000716	.000904	.001659
PAINT & VARNISH 93	.002974	.001401	.002973	.002589	.002679	.002309	.002485	.003059
SOAPS & CLEANERS 94	.007969	.001268	.014677	.024594	.027703	.002550	.001997	.004261
TOILET PREP.MFG. 95	.000455	.000107	.000237	.001056	.001311	.000223	.000195	.000338
OTH.CHEMICALS IND96	.033686	.013095	.053658	.032600	.038089	.031624	.018220	.025963
MISC. MFG.IND. 97	.011722	.003968	.006060	.009934	.010055	.006496	.006974	.009560
CONSTRUCTION 98	.018716	.012321	.031924	.020220	.021325	.015084	.014798	.018959
WH.&RETAIL TRADE 99	.076173	.045132	.073586	.111841	.077968	.051762	.056782	.067249
TRANSP.& STORAGE100	.071562	.050615	.088185	.097231	.097512	.050721	.064029	.069401
COMMUNICATIONS 101	.020159	.007103	.013495	.022168	.021163	.021706	.017753	.024781
UTILITIES 102	.022395	.013000	.028860	.021849	.022263	.017706	.017048	.028294
FIN.INSUR.RL.EST103	.043074	.020118	.050208	.041315	.041258	.038288	.028890	.035202
HEALTH&EDUCATION104	.000000	.000000	.000000	.000000	.000000	.000000	.000000	.000000
BUSINESS SERVICE105	.018554	.003765	.007624	.017907	.017489	.018105	.040348	.040020
HOTEL,RESTAURANT106	.026565	.003822	.008446	.033338	.031880	.040659	.028509	.042817
OTHER SERVICES 107	.018955	.007016	.011878	.017844	.018001	.016660	.014523	.021551
OFFICE SUPPLIES 108	.007704	.002955	.005859	.007873	.007449	.007100	.006351	.007668
ADVTG.AND TRAVEL109	.084990	.011524	.025886	.106890	.102123	.131263	.091626	.138022
OPERATING SUPPL.110	.068879	.035814	.059968	.056049	.057532	.046355	.055662	.070235
NON-COMP.IMPORTS111	.101124	.444679	.003729	.140612	.126449	.043541	.005935	.016011
BAL.PAYMENT ADJ.112	.000000	.000000	.000000	.000000	.000000	.000000	.000000	.000000
COMMODITY TAXES 113	.010339	.005050	.013462	.012744	.012690	.015540	.011101	.013437
SUBSIDIES 114	-.006261	-.004297	-.012526	-.007853	-.008248	-.004298	-.005401	-.005865
INDIR.TX+GOV.SER115	.032181	.020479	.061728	.034897	.036713	.029537	.031631	.040345
WAGES + SALARIES116	.549054	.225449	.309872	.430592	.424801	.516579	.377719	.502807
NET-INC.UNINCORP117	.063339	.046432	.279242	.091255	.105777	.045084	.054739	.060154
SURPLUS 118	.250223	.262207	.344494	.297754	.301819	.354017	.524275	.373111
SUB TOT(111-118)119	1.000000	1.000000	.999999	1.000000	1.000000	1.000000	1.000000	1.000000

TABLE 15 IMPACT TABLE WITHOUT IMPORT LEAKAGES - AGGREGATION L (SEE CHAPTER 4)

COMMODITY (COLUMNS)	TOBACCO PROCESSED	TOBACCO PRODUCTS	FOOTWEAR RUBBER	TIRES & TUBES	RUBBER PROD. NES	LEATHER	FOOTWEAR LEATHER	LEATHER PROD. NES
INDUSTRY (ROWS)	49	50	51	52	53	54	55	56
NET EXPORTS	27.7	.4	.3	4.4	2.5	11.0	3.2	1.1
RE-EXPORTS	.0	.0	.0	.2	.4	.2	.2	.2
IMPORTS	-4.4	-4.8	-9.6	-13.0	-37.3	-9.1	-18.1	-17.4
INVENTORY CHANGE	3.1	1.6	-.5	-.3	2.3	-.3	2.3	.6
OTH. FINAL DEMAND	.0	231.8	38.4	52.9	16.2	.4	190.1	52.9
AGRICULTURE 1	.916055	.398003	.020074	.011757	.013704	.265597	.074327	.053084
FORESTRY 2	.008257	.019304	.009112	.004442	.007252	.006310	.007372	.016255
FISHING, HUNTING 3	.001590	.000965	.000558	.000318	.000443	.002720	.001295	.001116
IRON MINES 4	.001129	.001238	.001043	.001643	.002022	.001334	.001124	.002488
BASE METAL MINES 5	.002532	.003270	.004822	.008123	.009068	.004622	.003736	.006373
URANIUM MINES 6	.000212	.000276	.000408	.000689	.000738	.000393	.000353	.000550
OTHER METAL MINES 7	.000108	.000299	.000265	.000179	.000566	.000161	.000396	.001030
COAL MINES 8	.003457	.003103	.006222	.009682	.007323	.010795	.005018	.005683
PETROLEUM, NAT. GAS 9	.033941	.019564	.011671	.015677	.017279	.022389	.011344	.013660
ASBESTOS MINES 10	.000095	.000119	.000156	.000148	.000621	.000126	.000164	.000203
AD NON-METAL MINE 11	.002861	.002275	.004149	.005867	.008023	.006238	.003017	.003213
MEAT PROCESSORS 12	.013289	.010203	.011312	.002251	.003172	.357694	.090541	.053196
POULTRY PROCESSOR 13	.000583	.000581	.000301	.000206	.000266	.000459	.000338	.000433
DAIRY FACTORIES 14	.001757	.002855	.002172	.001558	.001947	.002314	.002243	.002999
PROCESS CHEESE 15	.000156	.000199	.000166	.000121	.000141	.000459	.000234	.000262
FISH PROD. IND. 16	.002715	.001518	.000442	.000295	.000350	.005058	.001484	.001088
FRUIT & VEG. CANNERS 17	.000786	.001336	.001000	.000706	.000887	.001266	.001067	.001403
FEED MILLS 18	.074718	.032937	.001930	.001194	.001379	.022477	.006507	.004829
FLOUR MILLS 19	.009372	.004483	.000716	.000732	.000661	.003417	.001293	.001220
BREAKFAST CEREAL 20	.000240	.000178	.000078	.000058	.000067	.000127	.000088	.000111
BISCUIT MFG. 21	.000101	.000304	.000216	.000145	.000190	.000160	.000203	.000289
BAKERIES 22	.000925	.001420	.000967	.000655	.000842	.000942	.000967	.001332
CONFECTIONERY MFG 23	.000188	.000215	.000138	.000111	.000126	.000213	.000151	.000189
SUGAR REFINERIES 24	.001351	.003165	.000410	.000313	.000374	.000914	.000519	.000610
VEG. OIL MILLS 25	.009135	.004545	.003369	.003523	.004331	.014946	.004893	.005076
MISC. FOOD IND. 26	.003895	.003091	.002075	.002660	.002372	.007217	.003062	.003174
SOFT DRINKS MFG. 27	.000386	.000928	.000715	.000466	.000603	.000513	.000663	.000958
DISTILLERIES 28	.000887	.001270	.000982	.000963	.001040	.000748	.000802	.001160
BREWERY & WINERY 29	.000400	.000203	.001648	.000935	.001250	.000720	.001357	.002498
LEAF TOBACCO PROD 30	1.000532	.327065	.000022	.000016	.000018	.000211	.000064	.000050
TOBACCO PROD. MFG. 31	.000027	1.001567	.000020	.000016	.000018	.000045	.000027	.000032
RUBBER FOOTWEAR 32	.000030	.000054	.902394	.000396	.010732	.000046	.021017	.000178
TIRE & TUBE MFG. 33	.004677	.004005	.005115	.966214	.096057	.004493	.008996	.005213
OTH. RUBBER IND. 34	.001642	.001969	.120572	.051241	.840444	.002476	.051000	.007283
LEATHER TANNERIES 35	.000054	.000123	.023382	.000093	.000556	.993766	.244407	.133529
SHOE FACTORIES 36	.000034	.000035	.000192	.000030	.000041	.000527	.970635	.002506
GLOVE & LUGGAGE 37	.000120	.000411	.058653	.000279	.001680	.007173	.054755	.957223
COTTON YARN & CLOTH 38	.003956	.003635	.046962	.156553	.051157	.004998	.037295	.046063
WOOL YARN & CLOTH 39	.000337	.000764	.033640	.001715	.010551	.000740	.003366	.017385
SYN. TEXTILE MILLS 40	.001732	.002179	.035246	.023360	.022725	.003312	.012164	.020489

TABLE 15 IMPACT TABLE WITHOUT IMPORT LEAKAGES - AGGREGATION L (SEE CHAPTER 4)

COMMODITY (COLUMNS)	TOBACCO PROCESSED	TOBACCO PRODUCTS	FOOTWEAR RUBBER	TIRES & TUBES	RUBBER PROD. NES	LEATHER	FOOTWEAR LEATHER	LEATHER PROD. NES
INDUSTRY (ROWS)	49	50	51	52	53	54	55	56

WOOD YARN & CLOTH 39 .000337 .000764 .046562 .156553 .051157 .004998 .031795 .046063
 SYN. TEXTILE MILLS 40 .001712 .002179 .033640 .001715 .010551 .000740 .003466 .017305
 .035246 .023360 .022725 .000319 .013165 .000000

TABLE 15 IMPACT TABLE WITHOUT IMPORT LEAKAGES - AGGREGATION L (SEE CHAPTER 4)

COMMODITY (COLUMNS)	TOBACCO PROCESSED 49	TOBACCO PRODUCTS 50	FOOTWEAR RUBBER 51	TIRES & TUBES 52	RUBBER PROD. NES 53	LEATHER 54	FOOTWEAR LEATHER 55	LEATHER PROD. NES 56
CARPET, MAT, RUG 41	.000049	.000042	.000113	.000058	.000091	.000056	.000069	.000130
LINOL. & COATED FAB 42	.000462	.001172	.002627	.001005	.009397	.000870	.004728	.018765
TEXTILE BAG & CANVAS 43	.002114	.001575	.001175	.001048	.001293	.001480	.001061	.003315
OTH. TEXTILE IND. 44	.004574	.003380	.030592	.009375	.029928	.012255	.016025	.019308
HOSIERY MILLS 45	.000010	.000010	.000104	.000043	.000061	.000018	.008858	.000420
OTHER KNITTING 46	.000095	.000129	.003069	.000560	.001286	.000262	.001125	.009404
CLOTHING IND. 47	.000686	.000596	.010369	.002768	.006939	.001214	.005426	.020565
SAWMILLS 48	.003197	.004576	.002569	.001774	.002461	.002326	.002512	.007628
VENEER & PLYWOOD 49	.001274	.001034	.000726	.000420	.000646	.000613	.000723	.004347
SASH & DOOR & PLANING 50	.001104	.000813	.000510	.000576	.000628	.000773	.000577	.000964
OTHER WOOD IND. 51	.009964	.004585	.001929	.001348	.002174	.001710	.002461	.011622
HOUSE FURNITURE 52	.000325	.000318	.000361	.000295	.000469	.000281	.000360	.000786
OTH. FURNITURE IND 53	.000230	.000286	.000431	.000317	.000377	.000282	.000377	.000919
PULP & PAPER MILLS 54	.006759	.065549	.031213	.012812	.023344	.014113	.022175	.042985
ASPHALT ROOFING 55	.000316	.000405	.000588	.000695	.007835	.000431	.000837	.000931
PAPER BOX & BAG MFG 56	.005569	.062768	.030626	.008978	.018077	.012129	.023404	.020969
AD PAPER CONVERT. 57	.002429	.040512	.006514	.003841	.008785	.003787	.006005	.013084
PRINT-PUBLISHING 58	.010093	.044750	.032076	.021565	.030161	.017431	.028023	.041649
IRON & STEEL MILLS 59	.009390	.010324	.008545	.013687	.017092	.011024	.009262	.021761
STEEL PIPE & TUBE 60	.001357	.001270	.000905	.000937	.001457	.001277	.001115	.001994
IRON FOUNDRIES 61	.001037	.000909	.000700	.000758	.001232	.001022	.000828	.001355
SMELTING & REFINING 62	.005293	.006977	.010681	.018459	.019722	.010980	.008014	.014224
ALUM. ROLL. CAST. 63	.000962	.002338	.001225	.001186	.002296	.001194	.001309	.002860
COPPER ROLL. CAST 64	.000929	.001114	.000902	.000925	.001900	.001076	.001171	.002414
METAL ROLL. CAST. 65	.000614	.000843	.001372	.002112	.002419	.001626	.001130	.001835
BOILER & PLATEWORKS 66	.000628	.000589	.000423	.000439	.000649	.000645	.000515	.000802
FABR. STRUCT. METAL 67	.001855	.001674	.001214	.001665	.001869	.001681	.001550	.002681
ORN. & ARCH. METAL 68	.000833	.000767	.000593	.000617	.000915	.000758	.000668	.001585
METAL STAMPING 69	.004808	.009937	.005403	.006004	.011757	.007996	.005607	.011326
WIRE & PROD. MFG. 70	.005498	.005199	.004760	.019622	.008559	.005385	.005308	.018437
HARDWARE & CUTLERY 71	.002311	.002376	.002995	.001964	.002671	.003050	.003479	.020029
OTHER METAL IND 72	.004713	.004423	.004452	.004081	.013129	.004890	.004730	.010592
AD MACHINERY MFG. 73	.019019	.012875	.007324	.006978	.009357	.013687	.009878	.017047
REFRIG. & STORE MCH 74	.001926	.002765	.001905	.004566	.003406	.002452	.002617	.002682
AIRCRAFT & PARTS 75	.001268	.001472	.001219	.001733	.002607	.001292	.001265	.001457
MOTOR VEH. MFG. 76	.001468	.001268	.001139	.001009	.001366	.002233	.001523	.001968
VEHICLE PARTS MFG 77	.005470	.005466	.004928	.005246	.017064	.007309	.006545	.007709
OTH. TRANSP. EQ. IND 78	.001090	.001146	.000899	.000937	.001038	.001395	.001076	.001316
ELEC. APPLIANCE 79	.000909	.000801	.000707	.000771	.000970	.000907	.000798	.001249
COM. EQ. & WIRE MFG. 80	.003399	.003310	.002796	.003876	.005250	.004219	.003511	.005206
ELEC. INDUST. EQ. 81	.001946	.001849	.001458	.001671	.002133	.002230	.001869	.002754
OTH. ELEC. PROD. IND 82	.002820	.003158	.002996	.004094	.004728	.003862	.003612	.005360
CEMENT & LIME MFG. 83	.000754	.000686	.000580	.000706	.000883	.002087	.000915	.000835
CONCRETE & GYPSUM 84	.001343	.001150	.000834	.000918	.001082	.001214	.001007	.001132
CLAY, STONE & REFRAC 85	.000796	.000783	.000775	.000924	.001702	.000867	.000708	.001062
GLASS & PROD. MFG. 86	.000838	.001225	.001100	.000947	.001559	.001241	.001248	.002317
OTH. NON-METAL MIN 87	.001068	.001056	.002136	.002121	.010106	.001472	.001691	.001997
PETR. PROD. IND. 88	.055688	.030925	.016010	.019908	.022862	.034206	.015684	.019909
EXPLOSIVES & AMMUN. 89	.000505	.000479	.000808	.001415	.002132	.001243	.000705	.000816
MIXED FERTILIZER 90	.019090	.008335	.000587	.000582	.000597	.005792	.001686	.001263

TABLE 15 IMPACT TABLE WITHOUT IMPORT LEAKAGES - AGGREGATION L (SEE CHAPTER 4)

COMMODITY(COLUMNS)	COTTGN FIBRE & YARN	COTTON FABRICS	WOOL, YARN & FABRIC	SYNTH. FIBRE & YARN	SYNTH. FABRICS	CARPETING	LINOL. & COATED FABR.	CANVAS PRODUCTS
INDUSTRY(ROWS)	57	58	59	60	61	62	63	64
NET EXPORTS	1.0	10.0	2.5	17.5	2.6	.1	.7	.0
RE-EXPORTS	.1	.7	.2	.2	.4	.2	.2	.0
IMPORTS	-17.5	-126.5	-34.9	-20.8	-45.9	-14.5	-28.0	-2.3
INVENTORY CHANGE	.1	3.2	3.0	-.5	2.1	4.1	.8	-.0
OTH. FINAL DEMAND	1.6	40.7	22.0	4.1	10.2	35.4	.8	9.3
AGRICULTURE 1	.011393	.010990	.057406	.023843	.023460	.020022	.045056	.014624
FORESTRY 2	.005039	.004879	.007263	.011041	.011055	.007681	.010810	.010359
FISHING, HUNTING 3	.000469	.000522	.001389	.000543	.000569	.000648	.000571	.000853
IRON MINES 4	.000757	.000745	.001043	.001185	.001112	.001107	.001736	.001342
BASE METAL MINES 5	.002589	.002529	.004512	.004296	.003893	.004142	.007964	.004392
URANIUM MINES 6	.000227	.000222	.000380	.000353	.000323	.000348	.000676	.000381
OTHER METAL MINES 7	.000121	.000119	.000221	.000166	.000166	.000199	.001096	.000573
COAL MINES 8	.007321	.007334	.007810	.005824	.005350	.008347	.007956	.005340
PETROLEUM, NAT. GAS 9	.008926	.008762	.012943	.020444	.018509	.015037	.021419	.011084
ASBESTOS MINES 10	.000089	.000086	.000350	.000128	.000123	.000141	.001434	.000145
AO NON-METAL MINE 11	.002112	.002066	.002723	.005617	.004528	.003892	.008553	.002503
MEAT PROCESSORS 12	.001691	.001658	.002617	.002294	.002258	.002502	.005270	.003033
POULTRY PROCESSOR 13	.000160	.000157	.000235	.000204	.000205	.000242	.000299	.000265
DAIRY FACTORIES 14	.001165	.001147	.001682	.001488	.001482	.001758	.002202	.001854
PROCESS CHEESE 15	.000136	.000136	.000152	.000118	.000120	.000154	.000168	.000168
FISH PROD. IND. 16	.000208	.000204	.000392	.000324	.000308	.000332	.000561	.000319
FRUIT & VEG. CANNERS 17	.000617	.000611	.000742	.000666	.000673	.000781	.000988	.000861
FEED MILLS 18	.001174	.001140	.005012	.002215	.002181	.001973	.003980	.001552
FLOUR MILLS 19	.001924	.001951	.001033	.000703	.000720	.000803	.001046	.001062
BREAKFAST CEREAL 20	.000083	.000084	.000064	.000054	.000055	.000062	.000082	.000075
BISCUIT MFG. 21	.000106	.000104	.000149	.000133	.000134	.000158	.000212	.000173
BAKERIES 22	.000466	.000458	.000703	.000617	.000621	.000738	.000941	.000794
CONFECTIONERY MFG 23	.000165	.000166	.000109	.000107	.000108	.000124	.000233	.000147
SUGAR REFINERIES 24	.000290	.000288	.000353	.000306	.000303	.000333	.000459	.000356
VEG. OIL MILLS 25	.003120	.002947	.003736	.016010	.015607	.006985	.037743	.003391
MISC. FOOD IND. 26	.005159	.005226	.001780	.002200	.002239	.002343	.002735	.002915
SOFT DRINKS MFG. 27	.000306	.000300	.000465	.000409	.000412	.000492	.000672	.000539
DISTILLERIES 28	.000357	.000348	.000527	.000691	.000635	.000701	.001418	.000609
BREWERY & WINERY 29	.000493	.000481	.000792	.000651	.000663	.000892	.001420	.001020
LEAF TOBACCO PROC 30	.000013	.000013	.000024	.000019	.000018	.000021	.000028	.000020
TOBACCO PROD. MFG. 31	.000015	.000015	.000022	.000017	.000017	.000026	.000022	.000026
RUBBER FOOTWEAR 32	.000092	.000090	.000149	.000137	.000141	.000115	.000136	.000128
TIRE & TUBE MFG. 33	.003011	.002960	.003904	.004382	.004391	.003972	.005160	.004169
OTH. RUBBER IND. 34	.006109	.007265	.005113	.008058	.008344	.075490	.109697	.010058
LEATHER TANNERIES 35	.000172	.000155	.000524	.000139	.000168	.000285	.000395	.000560
SHOE FACTORIES 36	.000042	.000041	.000109	.000048	.000049	.000065	.000041	.000055
GLOVE & LUGGAGE 37	.000369	.000354	.001358	.000366	.000376	.000700	.000785	.000669
COTTON YARN & CLOTH 38	1.157220	1.182642	.088944	.048851	.082996	.152273	.066390	.397681
WOOL YARN & CLOTH 39	.013515	.006590	.984636	.027840	.026245	.078607	.004524	.009797
SYN. TEXTILE MILLS 40	.165845	.154489	.143338	1.204149	1.196870	.401842	.036333	.099230

TABLE 15 IMPACT TABLE WITHOUT IMPORT LEAKAGES - AGGREGATION L (SEE CHAPTER 4)

COMMODITY (COLUMNS) INDUSTRY (ROWS)	COTTON FIBRE & YARN 57	COTTON FABRICS 58	WOOL, YARN & FABRIC 59	SYNTH. FIBRE & YARN 60	SYNTH. FABRICS 61	CARPETING 62	LINOL. & COATED FABR. 63	CANVAS PRODUCTS 64
CARPET, MAT, RUG 41	.000280	.000253	.001042	.000148	.000188	.715628	.000230	.000619
LINOL. & COATED FAB 42	.002389	.002004	.006040	.001263	.004343	.004343	.834327	.016746
TEXTILE BAG & CANVAS 43	.002042	.003898	.003873	.001464	.001507	.004983	.001656	.858741
OTH. TEXTILE IND. 44	.070493	.053161	.159320	.022160	.044666	.101996	.078475	.335737
HOSIERY MILLS 45	.000363	.000242	.001461	.001907	.000503	.000422	.000057	.000154
OTHER KNITTING 46	.002007	.003296	.048012	.002384	.021760	.012895	.014431	.003970
CLOTHING IND. 47	.008968	.013524	.049389	.014816	.015436	.014400	.003182	.010528
SAWMILLS 48	.001627	.001579	.002549	.002442	.002465	.002347	.003987	.003356
VENEER & PLYWOOD 49	.000400	.000389	.000685	.000517	.000523	.000570	.000913	.000695
SASH & DOOR PLANING 50	.000424	.000417	.000621	.000537	.000530	.000619	.000816	.000618
OTHER WOOD IND. 51	.001259	.001106	.002762	.001218	.001340	.001860	.007453	.004904
HOUSE FURNITURE 52	.000627	.000601	.002402	.000453	.000492	.001204	.000589	.000868
OTH. FURNITURE IND 53	.000630	.000601	.002343	.000460	.000924	.001185	.000547	.001814
PULP & PAPER MILLS 54	.016881	.016356	.020842	.042168	.042178	.025791	.029676	.034902
ASPHALT ROOFING 55	.000276	.000271	.000399	.000514	.000464	.000447	.000836	.000432
PAPER BOX & BAG MFG 56	.011621	.011460	.011868	.013539	.013478	.011615	.017061	.014206
AD PAPER CONVERT. 57	.006851	.006699	.014114	.005670	.005943	.009764	.013042	.008721
PRINT-PUBLISHING 58	.011700	.011473	.018180	.015573	.015790	.020579	.029473	.024545
IRON & STEEL MILLS 59	.006215	.006118	.008581	.009562	.009005	.009038	.014570	.011427
STEEL PIPE & TUBE 60	.000786	.000779	.001134	.001064	.001052	.001065	.001617	.002664
IRON FOUNDRIES 61	.000600	.000593	.000836	.000803	.000789	.000797	.001004	.000874
SMELTING & REFINING 62	.005576	.005446	.009521	.009075	.008239	.008898	.017942	.009781
ALUM. ROLL. CAST. 63	.000855	.000840	.001332	.001185	.001167	.001256	.002768	.001805
COPPER ROLL. CAST 64	.000667	.000658	.000958	.000870	.000865	.000937	.001997	.001389
METAL ROLL. CAST. 65	.000977	.000962	.001795	.001075	.001055	.001498	.002506	.001332
BOILER & PLATE WORKS 66	.000378	.000373	.000520	.000507	.000498	.000502	.000668	.000579
FABR. STRUCT. METAL 67	.001116	.001086	.001623	.001556	.001558	.001511	.002076	.002100
ORN. & ARCH. METAL 68	.000470	.000463	.000660	.000641	.000632	.000646	.000952	.002467
METAL STAMPING 69	.003383	.003324	.004348	.006271	.005632	.005404	.012715	.005543
WIRE & PROD. MFG. 70	.003438	.003363	.005500	.004591	.004646	.004851	.005224	.007870
HARDWARE & CUTLERY 71	.002006	.001973	.002829	.002616	.002629	.002577	.005932	.005325
OTHER METAL IND 72	.002951	.002914	.004056	.003893	.003856	.004015	.005501	.005075
AD MACHINERY MFG. 73	.006833	.006733	.009894	.009349	.009276	.008885	.009535	.009110
REFRIG. & STORE MCH 74	.002472	.002453	.002260	.003596	.003591	.003565	.003567	.002379
AIRCRAFT & PARTS 75	.000666	.000660	.000999	.000878	.000870	.001089	.001336	.001062
MOTOR VEH. MFG. 76	.000959	.000946	.001373	.001191	.001192	.001464	.001408	.001520
VEHICLE PARTS MFG 77	.004529	.004464	.006205	.006043	.006025	.005957	.006298	.006231
OTH. TRANSP. EQ. IND 78	.000744	.000737	.001061	.000956	.000944	.000999	.001128	.001055
ELEC. APPLIANCE 79	.001997	.002022	.000837	.000745	.000783	.000887	.000973	.001319
COM. EQ. & WIRE MFG. 80	.002355	.002326	.003221	.003072	.003056	.003367	.003889	.003589
ELEC. INDUST. EQ. 81	.001444	.001427	.001864	.001806	.001800	.001819	.002179	.002002
OTH. ELEC. PROD. IND 82	.002304	.002272	.003134	.003130	.003084	.003490	.004766	.003554
CEMENT & LIME MFG. 83	.000450	.000445	.000634	.000769	.000693	.000687	.000907	.000863
CONCRETE & GYPSUM 84	.000715	.000707	.000979	.000942	.000911	.000979	.001253	.000898
CLAY, STONE & REFRACT 85	.000500	.000493	.000713	.000847	.000783	.000762	.001211	.000730
GLASS & PROD. MFG. 86	.001021	.000974	.001363	.003047	.003026	.001772	.002337	.002535
OTH. NON-METAL MIN 87	.000959	.000912	.006034	.001549	.001455	.001712	.001832	.001265
PETR. PROD. IND. 88	.013076	.012843	.019309	.029315	.026892	.021739	.030442	.016157
EXPLOSIVES & AMMUN. 89	.000517	.000510	.000635	.000854	.000768	.000836	.001504	.000628
MIXED FERTILIZER 90	.000366	.000336	.001319	.000724	.000677	.000615	.001238	.000434

TABLE 15 IMPACT TABLE WITHOUT IMPORT LEAKAGES - AGGREGATION L (SEE CHAPTER 4)

COMMODITY (COLUMNS) INDUSTRY (ROWS)	COTTON FIBRE & YARN	COTTON FABRICS	WOOL, YARN & FABRIC	SYNTH. FIBRE & YARN	SYNTH. FABRICS	CARPETING	LINOL. & COATED FABR.	CANVAS PRODUCTS
--	------------------------	-------------------	------------------------	------------------------	-------------------	-----------	--------------------------	--------------------

PETR. PROD. IND. 88	.013076	.012843	.019309	.001549	.001455	.001712	.001832	.001265
EXPLOSIVE SEAMUN. 89	.000517	.000510	.000635	.000854	.000768	.000846	.000442	.016157
MIXED UTILIZER 90	.000146	.000336	.001319	.000724	.000611	.000611	.000140	.000628

TABLE 15 IMPACT TABLE WITHOUT IMPORT LEAKAGES - AGGREGATION L (SEE CHAPTER 4)

COMMODITY (COLUMNS)	COTTON FIBRE & YARN 57	COTTON FABRICS 58	WOOL, YARN & FABRIC 59	SYNTH. FIBRE & YARN 60	SYNTH. FABRICS 61	CARPETING 62	LINOL. & COATED FABR. 63	CANVAS PRODUCTS 64
INDUSTRY (ROWS)								
PLASTIC RESIN MFG 91	.005565	.005274	.006680	.021413	.020972	.012696	.051693	.009919
PHARMACEUTICAL 92	.000640	.000631	.000871	.001000	.000924	.000901	.001205	.000825
PAINT & VARNISH 93	.002727	.002677	.003436	.005847	.005727	.004654	.009700	.003503
SOAPS & CLEANERS 94	.001760	.001710	.003169	.002673	.002597	.002770	.007740	.002513
TOILET PREP. MFG. 95	.000160	.000158	.000228	.000209	.000202	.000240	.000479	.000231
OTH. CHEMICALS IND 96	.065735	.064375	.070619	.210624	.161196	.124429	.193201	.062562
MISC. MFG. IND. 97	.007280	.007149	.014823	.009158	.009606	.012789	.092428	.047021
CONSTRUCTION 98	.015213	.015101	.020325	.019763	.019281	.019420	.020109	.016625
WH. & RETAIL TRADE 99	.063466	.064378	.127330	.064598	.065851	.114551	.081535	.104519
TRANSP. & STORAGE 100	.041835	.041477	.057657	.051856	.050881	.053862	.061354	.054953
COMMUNICATIONS 101	.010849	.010713	.016689	.015033	.015059	.018416	.019436	.019554
UTILITIES 102	.028326	.028234	.028439	.034666	.032457	.030717	.035159	.025614
FIN. INSUR. RL. EST 103	.024209	.023857	.037578	.043915	.043685	.043576	.041350	.036138
HEALTH & EDUCATION 104	.000000	.000000	.000000	.000000	.000000	.000000	.000000	.000000
BUSINESS SERVICE 105	.006400	.006306	.010459	.008631	.008635	.009959	.012228	.011896
HOTEL, RESTAURANT 106	.007534	.007355	.012205	.009987	.010181	.013839	.021873	.015740
OTHER SERVICES 107	.012244	.012065	.018152	.015132	.014872	.015167	.017122	.016795
OFFICE SUPPLIES 108	.005313	.005246	.007991	.007485	.007500	.008698	.009421	.008882
ADVTG. AND TRAVEL 109	.023566	.022996	.038322	.031355	.031987	.043486	.069764	.049675
OPERATING SUPPL. 110	.054751	.053910	.075375	.074416	.074316	.069423	.067667	.071340
NON-COMP. IMPORTS 111	.227824	.232501	.026018	.016690	.023548	.036934	.021001	.083529
BAL. PAYMENT ADJ. 112	.000000	.000000	.000000	.000000	.000000	.000000	.000000	.000000
COMMODITY TAXES 113	.005416	.005353	.008592	.007263	.007236	.008109	.009362	.008584
SUBSIDIES 114	-.004255	-.004245	-.006254	-.004653	-.004523	-.005939	-.006070	-.005237
INDIR. TX + GOV. SER 115	.021542	.021357	.028188	.028566	.028249	.031220	.039173	.027585
WAGES + SALARIES 116	.496402	.493950	.630774	.550917	.556477	.591705	.614142	.595541
NET-INC. UNINCORP 117	.020036	.019784	.047804	.028027	.028193	.033210	.040829	.042954
SURPLUS 118	.233034	.231300	.264879	.373189	.360820	.304761	.281563	.247043
SUB TOT (111-118) 119	1.000000	1.000000	1.000000	1.000000	1.000000	1.000000	1.000000	1.000000

TABLE 15 IMPACT TABLE WITHOUT IMPORT LEAKAGES - AGGREGATION L (SEE CHAPTER 4)

COMMODITY(COLUMNS)	TEXTILE CONTAINERS	FELTS	CORDAGE & TWINE	OTHER FABRICS	TEXTILE PROD. NES	HOSIERY	KNITTED FABRICS	KNITTED CLOTHING
INDUSTRY(ROWS)	65	66	67	68	69	70	71	72
NET EXPORTS	.4	.1	3.7	.5	3.7	.2	.7	.8
RE-EXPORTS	.0	.0	.1	.2	1.1	.0	.1	.3
IMPORTS	-6	-1.1	-9.1	-34.4	-72.4	-5.4	-11.6	-22.8
INVENTORY CHANGE	-.0	.2	.2	.5	1.6	.8	1.0	1.7
OTH. FINAL DEMAND	3.9	2.2	2.9	5.7	113.9	69.9	1.8	130.6
AGRICULTURE 1	.014221	.017975	.016354	.017814	.023455	.015939	.017947	.018473
FORESTRY 2	.012079	.011127	.010427	.011415	.013373	.008803	.007978	.007210
FISHING,HUNTING 3	.000721	.001791	.001510	.001767	.001512	.000917	.000889	.002371
IRON MINES 4	.001250	.001280	.001427	.001266	.001392	.000891	.000972	.000891
BASE METAL MINES 5	.003749	.005067	.004930	.005054	.005778	.002949	.003504	.003092
URANIUM MINES 6	.000325	.000439	.000427	.000437	.000502	.000247	.000295	.000260
OTHER METAL MINES 7	.000344	.000326	.000280	.000318	.000468	.000197	.000311	.000225
COAL MINES 8	.006328	.005506	.006017	.005474	.004801	.004770	.005844	.005683
PETROLEUM,NAT.GAS 9	.011226	.012694	.012007	.012849	.014138	.011089	.012522	.011385
ASBESTOS MINES 10	.000135	.000191	.000173	.000189	.000187	.000109	.000124	.000118
AD NON-METAL MINE 11	.002555	.003268	.003058	.003329	.002904	.002467	.002832	.002466
MEAT PROCESSORS 12	.002916	.003966	.003206	.003582	.003596	.002862	.002300	.002268
POULTRY PROCESSOR 13	.000257	.000307	.000276	.000304	.000292	.000243	.000215	.000211
DAIRY FACTORIES 14	.001795	.002201	.001991	.002183	.002204	.001796	.001555	.001531
PROCESS CHEESE 15	.000166	.000179	.000170	.000177	.000162	.000134	.000130	.000130
FISH PRDD. IND. 16	.000305	.000382	.000341	.000375	.000371	.000293	.000285	.000276
FRUIT&VEG.CANNERS 17	.000836	.001009	.000926	.001000	.000934	.000830	.000711	.000700
FEED MILLS 18	.001530	.001835	.001680	.001820	.002395	.001547	.001736	.001775
FLOUR MILLS 19	.001081	.000861	.001071	.000836	.000868	.000634	.000757	.000773
BREAKFAST CEREAL 20	.000074	.000080	.000080	.000079	.000076	.000065	.000059	.000059
BISCUIT MFG. 21	.000167	.000212	.000190	.000210	.000199	.000179	.000145	.000143
BAKERIES 22	.000766	.000956	.000853	.000949	.000889	.000795	.000665	.000656
CONFECTIONERY MFG 23	.000146	.000152	.000154	.000150	.000140	.000115	.000113	.000112
SUGAR REFINERIES 24	.000346	.000410	.000384	.000406	.000398	.000338	.000302	.000296
VEG. OIL MILLS 25	.003106	.004968	.004479	.005151	.004128	.005120	.006269	.004937
MISC. FOOD IND. 26	.002961	.002479	.003015	.002424	.002223	.001728	.002057	.002008
SOFT DRINKS MFG. 27	.000516	.000665	.000589	.000660	.000623	.000571	.000452	.000447
DISTILLERIES 28	.000572	.000769	.000678	.000766	.000734	.000680	.000552	.000527
BREWERY & WINERY 29	.000957	.001319	.001150	.001303	.001296	.001167	.000818	.000823
LEAF TOBACCO PROC 30	.000019	.000021	.000019	.000021	.000024	.000015	.000017	.000017
TOBACCO PROD.MFG. 31	.000026	.000026	.000024	.000026	.000023	.000017	.000019	.000019
RUBBER FOOTWEAR 32	.000119	.000190	.000167	.000188	.000147	.000218	.000135	.000135
TIRE & TUBE MFG. 33	.004044	.005179	.004717	.005159	.004602	.003722	.003660	.003406
OTH. RUBBER IND. 34	.009218	.015089	.013076	.021951	.012620	.008368	.006504	.005784
LEATHER TANNERIES 35	.000407	.002222	.001038	.001246	.001685	.001297	.000443	.000486
SHOE FACTORIES 36	.000052	.000076	.000068	.000074	.000285	.000081	.000061	.000063
GLOVE & LUGGAGE 37	.000601	.008302	.000808	.000911	.004739	.008089	.000627	.000897
COTTON YARN&CLOTH 38	.422300	.169752	.369474	.154248	.141529	.078776	.178764	.196928
WOOL YARN & CLOTH 39	.008344	.020055	.018577	.020158	.017170	.029576	.068625	.079302
SYN.TEXTILE MILLS 40	.095032	.117191	.120118	.137387	.087793	.306521	.406465	.296986

TABLE 15 IMPACT TABLE WITHOUT IMPORT LEAKAGES - AGGREGATION L (SEE CHAPTER 4)

COMMODITY(COLUMNS)	TEXTILE CONTAINERS	FELTS	CORDAGE & TWINE	OTHER FABRICS	TEXTILE PROD. NES	HOSIERY	KNITTED FABRICS	KNITTED CLOTHING
INDUSTRY(ROWS)	65	66	67	68	69	70	71	72

WOOL YARN & CLOTH 39	.008344	.020577	.018577	.020158	.017170	.029576	.068625	.170270
SYN. TEXTILE MILLS 40	.095032	.117191	.120118	.137367	.087793	.316521	.406665	.079402

TABLE 15 IMPACT TABLE WITHOUT IMPORT LEAKAGES - AGGREGATION L (SEE CHAPTER 4)

COMMODITY (COLUMNS)	TEXTILE CONTAINERS	FELTS	CORDAGE & TWINE	OTHER FABRICS	TEXTILE PROD. NES	HOSIERY	KNITTED FABRICS	KNITTED CLOTHING
INDUSTRY (ROWS)	65	66	67	68	69	70	71	72
CARPET, MAT, RUG 41	.000463	.001713	.001412	.001680	.004725	.000342	.004569	.000474
LINOL. & COATED FAB 42	.015038	.027369	.021990	.026681	.024858	.002487	.004060	.003413
TEXTILE BAG & CANVAS 43	.955938	.002861	.002984	.006704	.014628	.001802	.001983	.001984
OTH. TEXTILE IND. 44	.229964	1.083832	.871484	1.061496	.713885	.051942	.125629	.073644
HOSIERY MILLS 45	.000146	.000202	.000207	.000208	.000251	1.032161	.000906	.036374
OTHER KNITTING 46	.003677	.005677	.004728	.010537	.006718	.040410	.849957	.912153
CLOTHING IND. 47	.010219	.012750	.011806	.013122	.021289	.036551	.029437	.123855
SAWMILLS 48	.003293	.004302	.003713	.004092	.005276	.002259	.002332	.002105
VENEER & PLYWOOD 49	.000640	.001055	.000863	.000940	.001412	.000518	.000529	.000485
SASH & DOOR & PLANING 50	.000591	.000747	.000671	.000725	.000818	.000471	.000511	.000486
OTHER WOOD IND. 51	.003934	.010254	.008309	.009968	.007466	.001425	.002021	.001507
HOUSE FURNITURE 52	.000759	.004337	.001311	.001466	.010612	.000825	.000857	.000355
OTH. FURNITURE IND 53	.000898	.001708	.001472	.001665	.010332	.000827	.000872	.000860
PULP & PAPER MILLS 54	.043563	.033247	.032672	.035339	.041914	.031703	.027685	.024790
ASPHALT ROOFING 55	.000423	.000496	.000453	.000493	.000459	.000335	.000347	.000320
PAPER BOX & BAG MFG 56	.034361	.021754	.019734	.021511	.019510	.026178	.018234	.018573
AD PAPER CONVERT. 57	.008850	.013472	.022482	.013319	.054867	.008646	.007875	.007724
PRINT-PUBLISHING 58	.023837	.028038	.024628	.039079	.028679	.025000	.018812	.018879
IRON & STEEL MILLS 59	.010589	.010684	.012115	.010550	.011667	.007224	.007925	.007237
STEEL PIPE & TUBE 60	.002687	.001222	.001161	.001203	.001465	.000920	.001013	.000932
IRON FOUNDRIES 61	.000833	.000907	.000871	.000901	.000930	.000684	.000724	.000684
SMELTING & REFINING 62	.008239	.011277	.010986	.011240	.013027	.006199	.007477	.006531
ALUM. ROLL. CAST. 63	.001390	.001633	.001791	.001613	.002883	.001077	.001204	.001068
COPPER ROLL. CAST 64	.001139	.001162	.001084	.001150	.001323	.000812	.000958	.000844
METAL ROLL. CAST. 65	.001194	.001572	.001471	.001598	.004313	.001046	.001140	.001066
BOILER & PLATEWORKS 66	.000549	.000578	.000543	.000574	.000584	.000435	.000464	.000436
FABR. STRUCT. METAL 67	.001942	.002627	.002458	.002597	.002369	.001262	.001464	.001341
DRN. & ARCH. METAL 68	.000753	.000803	.000760	.000793	.000803	.000552	.000593	.000553
METAL STAMPING 69	.004913	.006230	.005655	.006196	.006246	.003958	.004566	.004062
WIRE & PROD. MFG. 70	.007895	.007261	.015253	.007053	.009634	.004231	.004386	.004070
HARDWARE & CUTLERY 71	.005472	.003825	.003335	.003648	.003497	.002420	.002438	.002287
OTHER METAL IND 72	.004642	.004742	.004513	.004702	.004807	.003430	.003566	.003365
AD MACHINERY MFG. 73	.009045	.010446	.009760	.010409	.009527	.008149	.008310	.007922
REFRIG. & STORE MCH 74	.002275	.002865	.002783	.002879	.002678	.002385	.002897	.002702
AIRCRAFT & PARTS 75	.001044	.001133	.001041	.001140	.001137	.001106	.000978	.000977
MOTOR VEH. MFG. 76	.001514	.001584	.001457	.001570	.001405	.001075	.001195	.001171
VEHICLE PARTS MFG 77	.006165	.007016	.006552	.006984	.006332	.005218	.005470	.005178
OTH. TRANSP. EQ. IND 78	.001048	.001136	.001062	.001131	.001111	.000957	.000953	.000954
ELEC. APPLIANCE 79	.001316	.001084	.001271	.001058	.000993	.000701	.000866	.000853
COM. EQ. & WIRE MFG. 80	.003489	.003727	.003537	.003699	.003612	.002728	.002905	.002779
ELEC. INDUST. EQ. 81	.001918	.002110	.001989	.002097	.001996	.001561	.001684	.001582
OTH. ELEC. PROD. IND 82	.003504	.003760	.003459	.003738	.003489	.002600	.002778	.002627
CEMENT & LIME MFG. 83	.021983	.000619	.000593	.000623	.000613	.000503	.000543	.000504
CONCRETE & GYPSUM 84	.000881	.001028	.000970	.001025	.001024	.000773	.000830	.000790
CLAY, STONE & REFRAC 85	.000780	.000778	.000771	.000778	.000806	.000589	.000636	.000586
GLASS & PROD. MFG. 86	.002174	.002628	.002266	.002601	.002426	.001437	.001812	.001442
OTH. NON-METAL MIN 87	.001205	.001481	.001372	.001475	.001410	.001182	.001436	.001402
PETR. PROD. IND. 88	.016235	.018354	.017352	.018555	.020902	.016107	.018308	.016724
EXPLOSIVES & AMMUN. 89	.000606	.000750	.000714	.000753	.000685	.000489	.000592	.000532
MIXED FERTILIZER 90	.000421	.000526	.000484	.000524	.000618	.000439	.000504	.000501

TABLE 15 IMPACT TABLE WITHOUT IMPORT LEAKAGES - AGGREGATION L (SEE CHAPTER 4)

COMMODITY (COLUMNS)	TEXTILE CONTAINERS	FELTS	CORDAGE & TWINE	OTHER FABRICS	TEXTILE PROD. NES	HOSIERY	KNITTED FABRICS	KNITTED CLOTHING
INDUSTRY (ROWS)	65	66	67	68	69	70	71	72
PLASTIC RESIN MFG91	.007968	.014042	.012252	.014231	.012270	.007951	.010626	.008088
PHARMACEUTICAL 92	.000816	.000936	.000874	.000935	.000843	.000720	.000772	.000724
PAINT & VARNISH 93	.003328	.004212	.003879	.004245	.004025	.003330	.003708	.003266
SOAPS & CLEANERS 94	.002358	.003698	.003294	.003673	.003024	.002062	.002380	.002197
TOILET PREP.MFG. 95	.000223	.000270	.000247	.000269	.000248	.000188	.000196	.000187
OTH.CHEMICALS IND96	.059804	.076239	.073209	.078404	.062345	.075309	.088981	.075819
MISC. MFG.IND. 97	.026360	.023839	.019959	.023103	.036711	.013365	.023583	.016105
CONSTRUCTION 98	.016615	.017949	.017452	.017972	.018644	.016549	.017185	.016658
WH.&RETAIL TRADE 99	.102432	.115479	.104338	.113855	.105665	.071272	.082087	.084083
TRANSP.& STORAGE100	.055828	.055423	.052838	.055315	.056143	.046737	.050003	.048930
COMMUNICATIONS 101	.019153	.020814	.018816	.020889	.024366	.020936	.016392	.016459
UTILITIES 102	.026826	.027418	.027773	.027528	.026797	.024264	.025779	.024183
FIN.INSUR.RL. EST103	.035035	.044259	.040166	.044466	.050918	.054495	.050393	.051420
HEALTH&EDUCATION104	.000000	.000000	.000000	.000000	.000000	.000000	.000000	.000000
BUSINESS SERVICE105	.011660	.012736	.011435	.012668	.013269	.016135	.012031	.012465
HOTEL,RESTAURANT106	.014759	.020032	.017365	.019830	.019240	.018238	.012671	.012816
OTHER SERVICES 107	.016494	.020252	.018653	.020280	.018987	.015560	.015122	.014663
OFFICE SUPPLIES 108	.008394	.010002	.009010	.009981	.011602	.007577	.007887	.007723
ADVTG.AND TRAVEL109	.046482	.063642	.055086	.062999	.061164	.058226	.039989	.040451
OPERATING SUPPL.110	.071174	.083890	.078062	.083643	.073791	.063381	.065978	.062233
NON-COMP. IMPORTS111	.086863	.049116	.085121	.046158	.038769	.018765	.040185	.042580
BAL.PAYMENT ADJ.112	.000000	.000000	.000000	.000000	.000000	.000000	.000000	.000000
COMMODITY TAXES 113	.008513	.009440	.008627	.009414	.011342	.007412	.007981	.007874
SUBSIDIES 114	-.005402	-.005510	-.005284	-.005486	-.007705	-.004628	-.004818	-.004779
INDIR.TX+GOV.SER115	.027466	.030496	.028812	.030500	.033416	.027795	.029636	.029248
WAGES + SALARIES116	.586884	.628437	.600785	.627709	.608933	.667928	.630436	.644382
NET-INC.UNINCORP117	.042206	.044479	.039225	.044122	.061685	.035524	.034940	.036705
SURPLUS 118	.253471	.243542	.242714	.247583	.253559	.247204	.261640	.243990
SUB TOT(111-118)119	1.000000	1.000000	1.000000	1.000000	1.000000	1.000000	1.000000	1.000000

TABLE 15 IMPACT TABLE WITHOUT IMPORT LEAKAGES - AGGREGATION L (SEE CHAPTER 4)

COMMODITY (COLUMNS)	FUR CLOTHING	CLOTHING NES	PULP CHIPS	SAWMILL	VINEYER	MILLING
---------------------	-----------------	-----------------	------------	---------	---------	---------

TABLE 15 IMPACT TABLE WITHOUT IMPORT LEAKAGES - AGGREGATION L (SEE CHAPTER 4)

COMMODITY(COLUMNS)	FUR CLOTHING	CLOTHING NES	PULP CHIPS & WASTE	SAWMILL PRODUCTS	VENEER & PLYWOOD	MILLWORK (WOOD)	WOODEN CONTAINERS	WOOD PROD. NES
INDUSTRY(ROWS)	73	74	75	76	77	78	79	80
NET EXPORTS	2.3	5.7	6.4	348.5	32.0	1.0	.6	6.1
RE-EXPORTS	.1	.5	.0	.1	.2	.0	.3	.1
IMPORTS	-5.7	-56.0	-1.5	-37.7	-17.0	-3.9	-3.1	-8.5
INVENTORY CHANGE	.9	13.8	-.4	14.1	5.4	3.7	.1	.4
OTH. FINAL DEMAND	51.2	765.2	.0	6.7	1.3	3.6	4.2	2.3
AGRICULTURE 1	.031101	.031022	.049125	.047243	.043282	.024932	.025419	.024960
FORESTRY 2	.006476	.006672	.426247	.412443	.340305	.159990	.166372	.159354
FISHING,HUNTING 3	.017550	.016417	.000643	.000629	.000588	.000412	.000398	.000400
IRON MINES 4	.000852	.000887	.001410	.001508	.001341	.002013	.002376	.002480
BASE METAL MINES 5	.003034	.003191	.003105	.003296	.003404	.004180	.004702	.004754
URANIUM MINES 6	.000261	.000274	.000304	.000319	.000319	.000369	.000408	.000409
OTHER METAL MINES 7	.000476	.000509	.000214	.000176	.000192	.000199	.000168	.000230
COAL MINES 8	.003563	.003680	.001870	.002044	.002458	.002659	.004233	.004724
PETROLEUM,NAT.GAS 9	.009509	.009797	.020213	.020022	.016877	.014863	.028074	.028802
ASBESTOS MINES 10	.000119	.000124	.000157	.000162	.000158	.000167	.000214	.000215
AD NON-METAL MINE11	.001815	.001897	.001449	.001516	.001862	.001923	.001860	.003276
MEAT PROCESSORS 12	.002766	.003347	.002526	.002529	.002801	.002330	.002202	.002309
POULTRY PROCESSOR13	.000223	.000227	.000250	.000247	.000274	.000233	.000229	.000227
DAIRY FACTORIES 14	.001592	.001621	.001719	.001693	.001992	.001635	.001653	.001617
PROCESS CHEESE 15	.000148	.000149	.000137	.000138	.000152	.000148	.000139	.000138
FISH PROD. IND. 16	.000309	.000320	.000410	.000403	.000419	.000322	.000316	.000322
FRUIT&VEG.CANNERS17	.000717	.000728	.000761	.000754	.000848	.000703	.000710	.000703
FEED MILLS 18	.002836	.002837	.007475	.007210	.006380	.003552	.003593	.003504
FLOUR MILLS 19	.000901	.000901	.001031	.001003	.000976	.000648	.000662	.000664
BREAKFAST CEREAL 20	.000063	.000063	.000063	.000062	.000068	.000052	.000053	.000053
BISCUIT MFG. 21	.000148	.000150	.000147	.000145	.000168	.000139	.000148	.000146
BAKERIES 22	.000682	.000692	.000719	.000712	.000809	.000686	.000688	.000681
CONFECTIONERY MFG23	.000117	.000118	.000097	.000097	.000115	.000099	.000100	.000099
SUGAR REFINERIES 24	.000314	.000319	.000372	.000366	.000394	.000299	.000305	.000304
VEG. OIL MILLS 25	.004529	.004525	.002746	.002720	.002881	.001724	.001776	.001938
MISC. FOOD IND. 26	.001983	.002000	.001302	.001307	.001456	.001191	.001207	.001227
SOFT DRINKS MFG. 27	.000466	.000474	.000435	.000430	.000513	.000425	.000440	.000435
DISTILLERIES 28	.000539	.000552	.000321	.000337	.000506	.000413	.000427	.000460
BREWERY & WINERY 29	.000932	.000950	.000463	.000467	.000715	.000648	.000716	.000687
LEAF TOBACCO PROC30	.000020	.000021	.000026	.000026	.000027	.000023	.000021	.000021
TOBACCO PROD.MFG.31	.000024	.000024	.000024	.000025	.000026	.000031	.000027	.000026
RUBBER FOOTWEAR 32	.000156	.001886	.000040	.000049	.000042	.000058	.000040	.000043
TIRE & TUBE MFG. 33	.003093	.004339	.005055	.005028	.005603	.004094	.003870	.003838
OTH. RUBBER IND. 34	.005821	.009425	.002096	.002725	.002140	.003115	.002243	.002502
LEATHER TANNERIES35	.000996	.002533	.000076	.000123	.000084	.000167	.000102	.000369
SHOE FACTORIES 36	.000224	.000456	.000056	.000056	.000054	.000044	.000043	.000043
GLOVE & LUGGAGE 37	.000726	.005189	.000160	.000175	.000225	.000232	.000265	.000271
COTTON YARN&CLOTH38	.202697	.198229	.002850	.003497	.003018	.003645	.005519	.006344
WOOL YARN & CLOTH39	.077310	.078575	.000549	.000686	.000608	.000653	.002793	.002866
SYN.TEXTILE MILLS40	.161392	.160044	.001819	.003104	.003131	.004705	.008932	.009733

TABLE 15 IMPACT TABLE WITHOUT IMPORT LEAKAGES - AGGREGATION L (SEE CHAPTER 4)

COMMODITY (COLUMNS)	FUR CLOTHING 73	CLOTHING NES 74	PULP CHIPS & WASTE 75	SAWMILL PRODUCTS 76	VENEER & PLYWOOD 77	MILLWORK (WOOD) 78	WOODEN CONTAINERS 79	WOOD PROD. NES 80
CARPET, MAT, RUG 41	.000483	.000492	.000048	.000049	.000045	.000043	.000042	.000044
LINOL. & COATED FAB 42	.009252	.009636	.000549	.001112	.000518	.001660	.000731	.001138
TEXTILE BAG & CANVAS 43	.001932	.007649	.000771	.000760	.000815	.000505	.000633	.001217
OTH. TEXTILE IND. 44	.072332	.086648	.001962	.002332	.001964	.002324	.002858	.003337
HOSIERY MILLS 45	.000350	.003159	.000010	.000011	.000012	.000013	.000017	.000017
OTHER KNITTING 46	.046825	.054953	.000105	.000142	.000113	.000167	.000326	.000370
CLOTHING IND. 47	1.049400	.978821	.000701	.000689	.000784	.000723	.000813	.000849
SAWMILLS 48	.002293	.002392	.983807	.982326	.016749	.292247	.134121	.152594
VENEER & PLYWOOD 49	.000486	.000521	.051348	.006103	.965195	.075049	.067612	.028377
SASH & DOOR & PLANING 50	.000496	.000507	.011478	.055184	.009267	.903123	.031714	.016728
OTHER WOOD IND. 51	.001778	.001983	.018368	.024589	.032237	.022081	.900579	.906406
HOUSE FURNITURE 52	.000701	.000760	.002289	.027820	.000694	.040533	.011327	.009395
OTH. FURNITURE IND 53	.000737	.000754	.002208	.004106	.000482	.010880	.001482	.019202
PULP & PAPER MILLS 54	.020029	.020584	.007088	.012199	.012330	.011869	.021465	.013257
ASPHALT ROOFING 55	.000337	.000345	.000350	.000424	.000421	.001567	.000883	.000874
PAPER BOX & BAG MFG 56	.014559	.014736	.003503	.005996	.006245	.006310	.008045	.008028
AD PAPER CONVERT. 57	.006574	.006801	.002108	.004201	.003086	.003222	.035015	.006623
PRINT-PUBLISHING 58	.020980	.021374	.012079	.011991	.016640	.015663	.016592	.016302
IRON & STEEL MILLS 59	.007064	.007359	.011744	.012667	.011072	.017560	.020753	.021680
STEEL PIPE & TUBE 60	.000967	.001008	.001624	.001799	.001490	.001863	.001703	.001961
IRON FOUNDRIES 61	.000650	.000667	.001217	.001238	.001141	.001178	.001259	.001285
SMELTING & REFINING 62	.006608	.006967	.006436	.006890	.007094	.009048	.010135	.010186
ALUM. ROLL. CAST. 63	.001228	.001283	.001155	.001350	.001501	.003506	.003015	.002297
COPPER ROLL. CAST 64	.001072	.001118	.001186	.001214	.001170	.001250	.001374	.001368
METAL ROLL. CAST. 65	.000944	.000983	.000720	.000750	.000783	.000916	.000957	.000962
BOILER & PLATEWORKS 66	.000428	.000440	.000768	.000774	.000726	.000763	.000800	.000794
FABR. STRUCT. METAL 67	.001392	.001429	.002745	.002904	.002193	.004359	.007177	.007098
ORN. & ARCH. METAL 68	.000562	.000580	.000996	.001092	.000925	.007349	.001789	.001788
METAL STAMPING 69	.004267	.004447	.004343	.005196	.004838	.018149	.009598	.009522
WIRE & PROD. MFG. 70	.003600	.003817	.009463	.010486	.008666	.009843	.017558	.018687
HARDWARE & CUTLERY 71	.002005	.002150	.004234	.004734	.004145	.007309	.013016	.013357
OTHER METAL IND 72	.003232	.003338	.005898	.006032	.005642	.006212	.011062	.007493
AD MACHINERY MFG. 73	.007231	.007353	.015459	.015251	.014469	.011046	.014078	.011526
REFRIG. & STORE MCH 74	.002101	.002141	.002180	.002166	.002295	.002000	.002152	.002236
AIRCRAFT & PARTS 75	.000922	.000941	.001185	.001192	.001147	.001261	.001143	.001143
MOTOR VEH. MFG. 76	.001271	.001275	.001763	.001806	.001766	.001812	.001644	.001630
VEHICLE PARTS MFG 77	.004522	.004641	.009170	.009205	.008693	.008540	.007632	.007618
OTH. TRANSP. EQ. IND 78	.001121	.001117	.001472	.001486	.001347	.001579	.001429	.001424
ELEC. APPLIANCE 79	.000857	.000865	.001033	.001055	.001015	.000999	.001124	.001110
COM. EQ. & WIRE MFG. 80	.002860	.002907	.004432	.004487	.004297	.004119	.004364	.004494
ELEC. INDUST. EQ. 81	.001504	.001540	.002696	.002692	.002582	.002243	.002360	.002501
OTH. ELEC. PROD. IND 82	.002601	.002655	.004332	.004351	.004162	.003723	.003482	.003692
CEMENT & LIME MFG. 83	.000440	.000455	.000723	.000732	.000715	.000731	.000715	.000718
CONCRETE & GYPSUM 84	.000759	.000774	.001486	.001482	.001461	.001336	.001620	.001375
CLAY, STONE & REFRAC 85	.000547	.000564	.000878	.000914	.000913	.001268	.001112	.001149
GLASS & PROD. MFG. 86	.001471	.001535	.001163	.002452	.001156	.002207	.002207	.001795
OTH. NON-METAL MIN 87	.001277	.001326	.001552	.001639	.001666	.001987	.002932	.003084
PETR. PROD. IND. 88	.014200	.014608	.032397	.032012	.025994	.023153	.042417	.043329
EXPLOSIVES & AMMUN. 89	.000468	.000485	.000864	.000854	.000948	.000629	.000698	.000749
MIXED FERTILIZER 90	.000739	.000741	.001097	.001060	.000998	.000617	.000620	.000628

TABLE 15 IMPACT TABLE WITHOUT IMPORT LEAKAGES - AGGREGATION L (SEE CHAPTER 4)

COMMODITY (COLUMNS)	FUR CLOTHING 73	CLOTHING NES 74	PULP CHIPS & WASTE 75	SAWMILL PRODUCTS 76	VENEER & PLYWOOD 77	MILLWORK (WOOD) 78	WOODEN CONTAINERS 79	WOOD PROD. NES 80
---------------------	-----------------	-----------------	-----------------------	---------------------	---------------------	--------------------	----------------------	-------------------

.000468
 .000739
 .014608
 .000485
 .000741
 .032012
 .000864
 .001097
 .001839
 .032012
 .000854
 .001060
 .001666
 .025994
 .000948
 .000998
 .001987
 .023153
 .000629
 .000617
 .002007
 .002932
 .042417
 .000698
 .000617
 .001795
 .003084
 .043329
 .000749
 .000629

TABLE 15 IMPACT TABLE WITHOUT IMPORT LEAKAGES - AGGREGATION L (SEE CHAPTER 4)

COMMODITY (COLUMNS) INDUSTRY (ROWS)	FUR CLOTHING 73	CLOTHING NES 74	PULP CHIPS & WASTE 75	SAWMILL PRODUCTS 76	VEENER & PLYWOOD 77	MILLWORK (WOOD) 78	WOODEN CONTAINERS 79	WOOD PROD. NES 80
PLASTIC RESIN MFG91	.007868	.008262	.004096	.002709	.038138	.006194	.009974	.008898
PHARMACEUTICAL 92	.000661	.000673	.001062	.001051	.001065	.000842	.000796	.000826
PAINT & VARNISH 93	.002697	.002815	.005547	.005875	.007982	.007117	.010882	.010934
SOAPS & CLEANERS 94	.001733	.001793	.002775	.002738	.003040	.002132	.002111	.002135
TOILET PREP. MFG. 95	.000180	.000184	.000278	.000276	.000287	.000237	.000220	.000223
OTH. CHEMICALS IND96	.045928	.047831	.018352	.018643	.037769	.023067	.028049	.050821
MISC. MFG. IND. 97	.039287	.042173	.008014	.008914	.010623	.012536	.009039	.014613
CONSTRUCTION 98	.015329	.015516	.032662	.032207	.029622	.025328	.024135	.023979
WH. & RETAIL TRADE 99	.099040	.109793	.106037	.087528	.135379	.116303	.094864	.094086
TRANSP. & STORAGE100	.044751	.045380	.085878	.087573	.073312	.108411	.088875	.088831
COMMUNICATIONS 101	.017286	.017649	.014894	.014826	.016572	.020594	.017895	.017541
UTILITIES 102	.019358	.019833	.023082	.022933	.031322	.024097	.025835	.026409
FIN. INSUR. RL. EST103	.047924	.048039	.067914	.066699	.064183	.057195	.060548	.059908
HEALTH & EDUCATION104	.000000	.000000	.000001	.000001	.000001	.000001	.000001	.000001
BUSINESS SERVICE105	.011163	.011298	.009821	.009832	.009960	.010358	.009159	.009136
HOTEL, RESTAURANT106	.014567	.014808	.007267	.007230	.011111	.009975	.010831	.010679
OTHER SERVICES 107	.013311	.013575	.027934	.027414	.026382	.019103	.018687	.018608
OFFICE SUPPLIES 108	.008405	.008586	.007068	.006924	.007876	.008370	.007551	.007582
ADVTG. AND TRAVEL109	.045944	.046735	.021847	.021697	.034411	.030267	.033363	.032881
OPERATING SUPPL.110	.050740	.051920	.114204	.112368	.108657	.078941	.078046	.077372
NON-COMP. IMPORTS111	.042554	.042187	.001571	.001717	.001746	.001690	.002038	.002249
BAL. PAYMENT ADJ.112	.000000	.000000	.000000	.000000	.000000	.000000	.000000	.000000
COMMODITY TAXES 113	.007201	.007428	.013200	.012941	.012185	.011980	.010508	.010482
SUBSIDIES 114	-.004573	-.004753	-.005450	-.005307	-.005593	-.006416	-.005846	-.005926
INDIR. TX+GOV. SER115	.024948	.025391	.038066	.037680	.034603	.033374	.033737	.033442
WAGES + SALARIES116	.667902	.664255	.638306	.640047	.649138	.655262	.638635	.634649
NET-INC. UNINCORP117	.051267	.051648	.072538	.071181	.058678	.064838	.053916	.053588
SURPLUS 118	.210700	.213844	.241769	.241741	.249242	.239271	.267012	.271516
SUB TOT(111-118)119	1.000000	1.000000	1.000000	1.000000	1.000000	1.000000	1.000000	1.000000

WOOL YARN & CLOTH3	.004304	.004910	.002812	.002929	.003614	.008526	.007977	.007741
SYN.TEXTILE MILLS40	.049289	.043377	.008360	.008299	.007077	.001408	.003849	.003239
			.003056	.003138	.003432	.005399	.004705	.006020

TABLE 15 IMPACT TABLE WITHOUT IMPORT LEAKAGES - AGGREGATION L (SEE CHAPTER 5)

COMMODITY(COLUMNS)	FURNITURE, HOUSEHOLD	FURNITURE, NES	PULP	PAPER STOCK	AO PAPER PRODUCTS	PAPER BLDG. PRODUCTS	PAPER CARTONS	CONVERTED PAPER PROD.
INDUSTRY(ROWS)	81	82	83	84	85	86	87	88
CARPET,MAT,RUG 41	.000094	.000129	.000045	.000045	.000046	.000060	.000054	.000052
LINOL.&COATED FAB42	.020323	.015083	.000455	.000897	.000916	.074070	.002692	.004193
TXITILE BAG&CANVAS43	.002413	.001596	.000588	.000589	.000656	.000763	.008450	.001351
OTH.TEXTILE IND. 44	.016980	.025582	.002757	.003113	.003235	.007986	.008188	.007511
HOSIERY MILLS 45	.000040	.000039	.000019	.000019	.000019	.000014	.000016	.000019
OTHER KNITTING 46	.001514	.001343	.000472	.000479	.000506	.001376	.000355	.000355
CLOTHING IND. 47	.001894	.001911	.000890	.000894	.000921	.000722	.000854	.000869
SAWMILLS 48	.065323	.042223	.028545	.028243	.029800	.006039	.019151	.016453
VENEER & PLYWOOD 49	.027927	.018232	.002408	.002414	.053995	.005174	.002451	.003120
SASH&DOOR&PLANING50	.009222	.033983	.001085	.001084	.001231	.000834	.001069	.001095
OTHER WOOD IND. 51	.012268	.010884	.001959	.001969	.002551	.002030	.006174	.002618
HOUSE FURNITURE 52	.891918	.090761	.000404	.000405	.000437	.000327	.000529	.000495
OTH.FURNITURE IND53	.098952	.710589	.000336	.000337	.000353	.000283	.000988	.000347
PULP&PAPER MILLS 54	.026290	.021217	1.054002	1.044927	.861879	.120096	.444042	.361604
ASPHALT ROOFING 55	.000735	.000572	.000443	.000545	.007922	.795520	.000712	.000933
PAPER BOX&BAG MFG56	.019857	.016411	.006654	.010030	.108624	.024255	.958045	.110911
AO PAPER CONVERT.57	.006002	.005825	.003208	.010790	.048556	.017455	.074108	.744378
PRINT-PUBLISHING 58	.021771	.021984	.010338	.011899	.015715	.021037	.038718	.096649
IRON&STEEL MILLS 59	.036314	.085152	.011377	.011414	.011963	.026878	.013421	.015914
STEEL PIPE & TUBE60	.012281	.017144	.001303	.001304	.001325	.001639	.001353	.001547
IRON FOUNDRIES 61	.001904	.004340	.001001	.001002	.001013	.001175	.000961	.001159
SMELTING&REFINING62	.018758	.027389	.008861	.009157	.009957	.016730	.011571	.026676
ALUM.ROLL.CAST. 63	.003964	.007731	.001013	.001408	.002517	.002359	.004691	.022225
COPPER ROLL. CAST64	.002323	.003486	.001009	.001022	.001113	.001114	.001341	.002318
METAL ROLL. CAST.65	.001521	.002480	.000702	.000725	.000851	.001278	.001348	.002286
BOILER&PLATEWORKS66	.000820	.001232	.000606	.000607	.000617	.000692	.000588	.000671
FABR.STRUCT.METAL67	.002812	.004115	.001806	.001816	.001875	.001888	.001799	.002904
ORN.&ARCH.METAL 68	.003487	.011563	.000762	.000764	.000798	.000882	.000766	.000952
METAL STAMPING 69	.012017	.092557	.003804	.003834	.005039	.014619	.010179	.009608
WIRE & PROD. MFG.70	.041920	.051308	.014970	.014885	.013525	.006164	.009774	.008490
HARDWARE&CUTLERY 71	.015752	.014933	.003228	.003226	.003381	.003050	.003246	.002958
OTHER METAL IND 72	.009259	.015479	.004946	.004933	.005105	.004943	.004831	.006395
AO MACHINERY MFG.73	.009576	.011247	.012271	.012247	.012078	.010913	.010256	.010660
REFRIG.&STORE MCH74	.002919	.011541	.002364	.002367	.002361	.003226	.002229	.002516
AIRCRAFT & PARTS 75	.001282	.001572	.001024	.001026	.001081	.001312	.001103	.001239
MOTOR VEH. MFG. 76	.001621	.001718	.001347	.001348	.001385	.001309	.001391	.001407
VEHICLE PARTS MFG77	.007595	.008432	.007477	.007468	.007434	.006451	.006759	.006919
OTH.TRANSP.EQ.IND78	.003115	.002549	.001225	.001225	.001252	.001395	.001286	.001301
ELEC. APPLIANCE 79	.001299	.010120	.000823	.000823	.000835	.000855	.000796	.000881
COM.EQ.&WIRE MFG.80	.010625	.017748	.003919	.003918	.003920	.003861	.003717	.003954
ELEC. INDUST. EQ.81	.002865	.005998	.002253	.002251	.002249	.002497	.002063	.002244
OTH.ELEC.PROD.IND82	.011651	.056968	.003478	.003483	.003625	.004677	.003944	.003899
CEMENT&LIME MFG. 83	.000676	.000732	.001685	.001677	.001533	.002034	.001402	.001068
CONCRETE&GYPSUM 84	.001092	.001025	.001192	.001194	.001218	.002244	.001108	.001477
CLAY,STONE&REFRAC85	.001405	.002359	.001141	.001148	.001617	.047995	.001004	.001271
GLASS&PROD. MFG. 86	.010604	.007928	.000857	.000875	.006460	.002963	.001254	.002545
OTH.NON-METAL MIN87	.003539	.003389	.001646	.001645	.001714	.023995	.001416	.001511
PETR. PROD. IND. 88	.016097	.016209	.028786	.028777	.028487	.164160	.025082	.029335
EXPLOSIVES&AMMUN.89	.000714	.000839	.001339	.001336	.001253	.001788	.000977	.001064
MIXED FERTILIZER 90	.000477	.000449	.000789	.000786	.000811	.000510	.000549	.000561

TABLE 15 IMPACT TABLE WITHOUT IMPORT LEAKAGES - AGGREGATION L (SEE CHAPTER 4)

COMMODITY(COLUMNS) INDUSTRY(ROWS)	FURNITURE, HOUSEHOLD 81	FURNITURE, NES 82	PULP 83	PAPER STOCK 84	AD PAPER PRODUCTS 85	PAPER BLDG. PRODUCTS 86	PAPER CARTONS 87	CONVERTED PAPER PROD. 88
PLASTIC RESIN MFG91	.009567	.008783	.002960	.003148	.007052	.031774	.016015	.016607
PHARMACEUTICAL 92	.000797	.000690	.000935	.000934	.000964	.000860	.000844	.000876
PAINT & VARNISH 93	.016468	.013348	.003484	.003507	.003881	.004809	.003806	.005690
SOAPS & CLEANERS 94	.002204	.001944	.002394	.002396	.002700	.002781	.002276	.002401
TOILET PREP.MFG. 95	.000242	.000222	.000225	.000226	.000242	.000246	.000248	.000611
OTH.CHEMICALS IND96	.041764	.034478	.043770	.044067	.046460	.088496	.063195	.060554
MISC. MFG.IND. 97	.045039	.033950	.006813	.007392	.011414	.009942	.030157	.063315
CONSTRUCTION 98	.017811	.017302	.024785	.024758	.024612	.029999	.022186	.023206
WH.&RETAIL TRADE 99	.099374	.100114	.060567	.060442	.065204	.066471	.073528	.085605
TRANSP.& STORAGE100	.062011	.058077	.070260	.070327	.072423	.089513	.083963	.074605
COMMUNICATIONS 101	.019550	.019208	.011246	.011426	.013415	.020064	.018128	.026903
UTILITIES 102	.023588	.024741	.063130	.062800	.056388	.035468	.039416	.037761
FIN.INSUR.RL. EST103	.044461	.047093	.046745	.046799	.047899	.058732	.047607	.054033
HEALTH&EDUCATION104	.000000	.000000	.000000	.000000	.000000	.000001	.000000	.000001
BUSINESS SERVICE105	.013694	.012446	.009359	.009407	.010450	.013558	.010551	.013756
HOTEL,RESTAURANT106	.015281	.014571	.006462	.006591	.008747	.014869	.010045	.017571
OTHER SERVICES 107	.016369	.017483	.021756	.021768	.021863	.017329	.020190	.023103
OFFICE SUPPLIES 108	.008490	.008453	.005397	.005436	.006029	.007959	.007974	.008845
ADVTG.AND TRAVEL109	.048073	.045888	.019717	.020137	.027091	.046845	.031193	.055679
OPERATING SUPPL.110	.064765	.058846	.092074	.091893	.090503	.072139	.077870	.079652
NON-COMP. IMPORTS111	.008032	.008127	.001783	.001812	.003158	.003145	.002860	.002945
BAL.PAYMENT ADJ.112	.000000	.000000	.000000	.000000	.000000	.000000	.000000	.000000
COMMODITY TAXES 113	.008735	.009055	.009295	.009309	.009675	.009774	.009431	.011176
SUBSIDIES 114	-.005426	-.005827	-.006848	-.006839	-.006659	-.006120	-.006315	-.006579
INDIR.TX+GOV.SER115	.028450	.030527	.037075	.037125	.037144	.035641	.035917	.043145
WAGES + SALARIES116	.660978	.640516	.506548	.507682	.528360	.499592	.593345	.586941
NET-INC.UNINCORP117	.059513	.042486	.040009	.039950	.041176	.033245	.035557	.039453
SURPLUS 118	.239717	.275116	.412139	.410960	.387146	.424724	.329204	.322919
SUB TOT(111-118)119	1.000000	1.000000	1.000000	1.000000	1.000000	1.000000	1.000000	1.000000

TABLE 15 IMPACT TABLE WITHOUT IMPORT LEAKAGES - AGGREGATION L (SEE CHAPTER 4)

COMMODITY(COLUMNS)	PRINTED MATTER	PRINTING & REPRODUCTION	PLG IRON, BARS & RODS	PLATE,SHEET
--------------------	-------------------	----------------------------	--------------------------	-------------

TABLE 15 IMPACT TABLE WITHOUT IMPORT LEAKAGES - AGGREGATION L (SEE CHAPTER 4)

COMMODITY (COLUMNS)	PRINTED MATTER	PRINTING & PUBLISHING	PIG IRON, STEEL	BARS & RODS STEEL	PLATE, SHEET STRIP, STEEL	STRUCTURAL SHAPES, RAILS	STEEL CASTINGS	CARBON PRODUCTS
INDUSTRY (ROWS)	89	90	91	92	93	94	95	96
NET EXPORTS	5.6	10.5	55.6	11.5	34.1	9.5	.8	1.2
RE-EXPORTS	1.4	1.0	.3	.1	.4	.1	.0	.0
IMPORTS	-119.8	-24.9	-11.2	-25.1	-29.9	-40.8	-4.8	-10.5
INVENTORY CHANGE	6.5	-.2	1.4	1.9	1.7	-1.2	.1	.3
OTH. FINAL DEMAND	294.4	4.3	.0	.0	.0	.0	.0	.0
AGRICULTURE 1	.012025	.011809	.009423	.009545	.009639	.009624	.009737	.009557
FORESTRY 2	.049852	.048681	.003935	.004110	.003997	.004071	.004093	.004682
FISHING, HUNTING 3	.000296	.000293	.000269	.000272	.000273	.000273	.000276	.000273
IRON MINES 4	.000808	.000820	.108745	.101966	.114381	.108193	.106024	.069693
BASE METAL MINES 5	.003792	.003777	.071644	.047379	.048125	.047627	.046752	.147798
URANIUM MINES 6	.000332	.000331	.005858	.003771	.003787	.003768	.003699	.012759
OTHER METAL MINES 7	.000143	.000139	.000334	.000327	.000321	.000322	.000326	.000376
COAL MINES 8	.004104	.004087	.061460	.057383	.064029	.060707	.059776	.043497
PETROLEUM, NAT. GAS 9	.010148	.009994	.023828	.02354	.023966	.023181	.023393	.028755
ASBESTOS MINES 10	.000094	.000088	.000568	.000214	.000219	.000222	.000225	.000357
AO NON-METAL MINE 11	.002325	.002343	.009249	.008361	.009094	.008818	.009049	.010618
MEAT PROCESSORS 12	.002045	.002026	.002075	.002114	.002120	.002126	.002145	.002055
POULTRY PROCESSOR 13	.000209	.000208	.000237	.000240	.000242	.000243	.000244	.000210
DAIRY FACTORIES 14	.001573	.001543	.001567	.001597	.001602	.001608	.001617	.001453
PROCESS CHEESE 15	.000114	.000113	.000127	.000129	.000130	.000130	.000131	.000114
FISH PROD. IND. 16	.000236	.000235	.000257	.000260	.000263	.000263	.000268	.000277
FRUIT & VEG. CANNERS 17	.000732	.000726	.000721	.000734	.000737	.000739	.000741	.000648
FEED MILLS 18	.001499	.001470	.001019	.001032	.001043	.001040	.001052	.001025
FLOUR MILLS 19	.000473	.000468	.000405	.000408	.000410	.000411	.000420	.000459
BREAKFAST CEREAL 20	.000058	.000058	.000045	.000046	.000045	.000046	.000046	.000043
BISCUIT MFG. 21	.000159	.000157	.000138	.000141	.000140	.000142	.000142	.000126
BAKERIES 22	.000695	.000691	.000683	.000697	.000698	.000701	.000703	.000613
CONFECTIONERY MFG 23	.000219	.000095	.000087	.000089	.000089	.000089	.000090	.000087
SUGAR REFINERIES 24	.000303	.000293	.000271	.000276	.000276	.000277	.000280	.000262
VEG. OIL MILLS 25	.000991	.001002	.001994	.001993	.002058	.002025	.002105	.002557
MISC. FOOD IND. 26	.001547	.001520	.001028	.001045	.001046	.001051	.001080	.001214
SOFT DRINKS MFG. 27	.000505	.000502	.000417	.000429	.000425	.000430	.000432	.000387
DISTILLERIES 28	.000544	.000546	.000249	.000269	.000248	.000263	.000283	.000445
BREWERY & WINERY 29	.001086	.001065	.000404	.000450	.000404	.000436	.000446	.000495
LEAF TOBACCO PROC 30	.000012	.000011	.000015	.000016	.000016	.000016	.000016	.000016
TOBACCO PROD. MFG. 31	.000013	.000012	.000024	.000024	.000024	.000024	.000024	.000020
RUBBER FOOTWEAR 32	.000026	.000026	.000038	.000042	.000039	.000041	.000043	.000051
TIRE & TUBE MFG. 33	.002537	.002504	.004895	.004888	.005035	.005027	.005079	.004237
OTH. RUBBER IND. 34	.002324	.003676	.002908	.002330	.002066	.002260	.002378	.003176
LEATHER TANNERIES 35	.000067	.000065	.000063	.000066	.000064	.000072	.000067	.000067
SHOE FACTORIES 36	.000031	.000031	.000052	.000052	.000053	.000053	.000052	.000043
GLOVE & LUGGAGE 37	.000245	.000233	.000133	.000144	.000135	.000140	.000143	.000167
COTTON YARN & CLOTH 38	.003717	.003666	.002224	.002190	.002097	.002160	.002169	.002143
WOOL YARN & CLOTH 39	.001911	.001886	.000251	.000263	.000253	.000266	.000261	.000290
SYN. TEXTILE MILLS 40	.005458	.005449	.001256	.001366	.001244	.001294	.001300	.001472

OTH.NON-METAL MIN87	.000875	.000872	.010333	.002747	.002795	.002847	.002827	.002554
PETR. PROD. IND. 88	.013821	.013575	.026787	.025608	.027310	.026496	.026822	.033761
EXPLOSIVES&AMMUN.89	.000477	.000473	.004325	.003789	.004143	.003964	.003920	.004532
MIXED FERTILIZER 90	.000324	.000322	.000916	.000871	.000946	.000909	.000909	.000814

TABLE 15 IMPACT TABLE WITHOUT IMPORT LEAKAGES - AGGREGATION L (SEE CHAPTER 4)

COMMODITY (COLUMNS) INDUSTRY (ROWS)	PRINTED MATTER 89	PRINTING & PUBLISHING 90	PIG IRON, STEEL 91	BARS & RODS STEEL 92	PLATE, SHEET STRIP, STEEL 93	STRUCTURAL SHAPES, RAILS 94	STEEL CASTINGS 95	CARBON PRODUCTS 96
PLASTIC RESIN MFG91	.003165	.002901	.002220	.002339	.002145	.002294	.002456	.005263
PHARMACEUTICAL 92	.000576	.000575	.000955	.000943	.000977	.000960	.000974	.001010
PAINT & VARNISH 93	.002432	.002387	.004102	.004403	.004251	.004335	.004362	.004077
SOAPS & CLEANERS 94	.001608	.001598	.002690	.002692	.002763	.002720	.002725	.002518
TOILET PREP. MFG. 95	.000235	.000235	.000214	.000216	.000219	.000218	.000220	.000211
OTH. CHEMICALS IND96	.034136	.037382	.022267	.021594	.021549	.021465	.034098	.156397
MISC. MFG. IND. 97	.007787	.007438	.007985	.008671	.008066	.008487	.008783	.008468
CONSTRUCTION 98	.015873	.015706	.021078	.020353	.020851	.020641	.020741	.022694
WH. & RETAIL TRADE 99	.044491	.042763	.075409	.075995	.077325	.077103	.077103	.065319
TRANSP. & STORAGE 100	.049343	.048534	.067238	.065963	.068764	.067458	.067483	.063478
COMMUNICATIONS 101	.032631	.032707	.013323	.014228	.013488	.014046	.014354	.013293
UTILITIES 102	.024251	.024102	.052972	.049284	.052175	.050860	.050803	.054195
FIN. INSUR. RL. EST 103	.041768	.041415	.030706	.031384	.030981	.031241	.031544	.032673
HEALTH & EDUCATION 104	.000000	.000000	.000000	.000000	.000000	.000000	.000000	.000000
BUSINESS SERVICE 105	.010867	.010787	.010824	.010696	.010662	.010726	.010772	.011545
HOTEL, RESTAURANT 106	.016304	.016261	.006342	.007053	.006352	.006855	.007012	.007229
OTHER SERVICES 107	.028359	.028475	.018140	.018444	.018606	.018587	.018742	.016772
OFFICE SUPPLIES 108	.009557	.009569	.005614	.006023	.005699	.005861	.005930	.005710
ADVTG. AND TRAVEL 109	.052108	.051985	.019232	.021544	.019230	.020879	.021390	.022258
OPERATING SUPPL. 110	.055081	.054492	.116152	.114519	.119658	.116892	.115981	.092945
NON-COMP. IMPORTS 111	.001599	.001622	.001352	.001343	.001322	.001346	.001373	.001443
BAL. PAYMENT ADJ. 112	.000000	.000000	.000000	.000000	.000000	.000000	.000000	.000000
COMMODITY TAXES 113	.009350	.009286	.009263	.009483	.009408	.009364	.009351	.008541
SUBSIDIES 114	-.004890	-.004850	-.017305	-.016425	-.017951	-.017206	-.017022	-.013120
INDIR. TX + GOV. SER 115	.027882	.027473	.026009	.025935	.025900	.026069	.026273	.027417
WAGES + SALARIES 116	.649597	.650392	.548283	.566798	.552444	.560799	.561276	.521078
NET-INC. UNINCORP 117	.040104	.040015	.024140	.024844	.024424	.024884	.024988	.023749
SURPLUS 118	.276357	.276061	.408259	.388023	.404453	.394744	.393761	.430891
SUB TOT (111-118) 119	1.000000	1.000000	1.000000	1.000000	1.000000	1.000000	1.000000	1.000000

TABLE 15 IMPACT TABLE WITHOUT IMPORT LEAKAGES - AGGREGATION L (SEE CHAPTER 4)

COMMODITY (COLUMNS)	PIPES & TUBES, STEEL	IRON CASTINGS	METALS, PRIMARY FORM	ALUMINUM, ROLLED	COPPER, ROLLED	NON-FERROUS METAL ROLLED	PLATE, TANK, BOILER	BASIC STEEL	BASIC PROD.
INDUSTRY (ROWS)	97	98	99	100	101	102	103	104	104
NET EXPORTS	5.0	2.8	823.1	25.6	22.0	4.8	2.3	4.4	
RE-EXPORTS	.3	.1	11.0	.1	.1	.0	.3	.3	
IMPORTS	-36.6	-24.8	-77.4	-19.7	-6.6	-13.4	-9.3	-23.9	
INVENTORY CHANGE	-2.0	-.8	-1.5	2.7	1.4	.5	-1.1	.8	
OTH. FINAL DEMAND	.0	.7	-68.7	.0	.0	1.1	8.3	1.4	
AGRICULTURE	1	.008505	.008757	.004676	.007940	.006870	.009920	.009821	.009020
FORESTRY	2	.004275	.004226	.002319	.005939	.003683	.003724	.004907	.004756
FISHING, HUNTING	3	.000248	.000249	.000156	.000209	.000205	.000244	.000290	.000290
IRON MINES	4	.063875	.017646	.003718	.004667	.003677	.004710	.028915	.038735
BASE METAL MINES	5	.033195	.054130	.524932	.273042	.336108	.267283	.025547	.025885
URANIUM MINES	6	.002662	.004694	.046333	.024077	.029658	.023356	.002140	.002140
OTHER METAL MINES	7	.000253	.000319	.001345	.000808	.000925	.000673	.000304	.000301
COAL MINES	8	.036511	.015247	.013024	.009428	.010029	.009047	.018379	.023033
PETROLEUM, NAT. GAS	9	.018614	.014275	.021179	.018489	.017852	.018788	.013054	.013643
ASBESTOS MINES	10	.000213	.000244	.000109	.000123	.000119	.000163	.000310	.000205
AO NON-METAL MINE	11	.005764	.008498	.007108	.004801	.005292	.004996	.004226	.004446
MEAT PROCESSORS	12	.001931	.001923	.001019	.001551	.001380	.001800	.002281	.002007
POULTRY PROCESSOR	13	.000220	.000224	.000113	.000170	.000154	.000207	.000262	.000229
DAIRY FACTORIES	14	.001474	.001486	.000767	.001180	.001062	.001428	.001786	.001535
PROCESS CHEESE	15	.000119	.000127	.000062	.000096	.000089	.000128	.000140	.000121
FISH PROD. IND.	16	.000238	.000243	.000136	.000198	.000179	.000242	.000279	.000246
FRUIT & VEG. CANNERS	17	.000675	.000667	.000344	.000534	.000474	.000624	.000809	.000698
FEED MILLS	18	.000935	.000984	.000517	.000867	.000760	.001105	.001096	.000987
FLOUR MILLS	19	.000371	.000488	.000243	.000340	.000304	.000402	.000441	.000385
BREAKFAST CEREAL	20	.000043	.000044	.000023	.000036	.000031	.000041	.000054	.000045
BISCUIT MFG.	21	.000131	.000131	.000068	.000108	.000095	.000124	.000165	.000138
BAKERIES	22	.000643	.000644	.000328	.000514	.000458	.000610	.000779	.000666
CONFECTIONERY MFG	23	.000082	.000086	.000045	.000070	.000062	.000086	.000103	.000088
SUGAR REFINERIES	24	.000253	.000252	.000133	.000208	.000182	.000239	.000306	.000264
VEG. OIL MILLS	25	.001492	.001173	.000653	.001802	.001190	.002190	.001531	.001891
MISC. FOOD IND.	26	.000962	.001003	.000572	.000915	.000739	.000977	.001181	.001025
SOFT DRINKS MFG.	27	.000402	.000405	.000713	.000339	.000295	.000386	.000519	.000428
DISTILLERIES	28	.000268	.000317	.000190	.000315	.000253	.000333	.000442	.000320
BREWERY & WINERY	29	.000463	.000545	.000281	.000665	.000425	.000569	.000828	.000573
LEAF TOBACCO PROD	30	.000014	.000016	.000008	.000012	.000011	.000017	.000017	.000015
TOBACCO PROD. MFG.	31	.000022	.000025	.000012	.000017	.000017	.000027	.000026	.000022
RUBBER FOOTWEAR	32	.000066	.000071	.000019	.000028	.000031	.000038	.000051	.000044
TIRE & TUBE MFG.	33	.004626	.004294	.002123	.002969	.002762	.003497	.004486	.004310
OTH. RUBBER IND.	34	.004308	.004758	.001125	.001635	.001849	.002210	.003224	.002653
LEATHER TANNERIES	35	.000068	.000089	.000044	.000075	.000056	.000070	.000095	.000081
SHOE FACTORIES	36	.000046	.000043	.000023	.000032	.000031	.000038	.000045	.000044
GLOVE & LUGGAGE	37	.000156	.000172	.000086	.000217	.000124	.000155	.000210	.000169
COTTON YARN & CLOTH	38	.002167	.002230	.001323	.001729	.001705	.002008	.002328	.002090
WOOL YARN & CLOTH	39	.000290	.000305	.000177	.000303	.000231	.000282	.000313	.000287
SYN. TEXTILE MILLS	40	.001356	.001402	.000939	.001243	.001229	.001365	.001538	.001431

TABLE 15 IMPACT TABLE WITHOUT IMPORT LEAKAGES - AGGREGATION L (SEE CHAPTER 4)

COMMODITY (COLUMNS)	PIPES & TUBES, STEEL	IRON CASTINGS	METALS, PRIMARY FORM	ALUMINUM, ROLLED	COPPER, ROLLED	NON-FERROUS METAL ROLLED	PLATE, TANK, BOILER	BASIC STEEL	BASIC PROD.
---------------------	----------------------	---------------	----------------------	------------------	----------------	--------------------------	---------------------	-------------	-------------

WOOL YARN & CLOTH39 .000290 .000305 .000177 .000127 .000303 .000231 .000202 .000113 .000200
 SYN.TEXTILE MILLS40 .001356 .001402 .000949 .001261 .001129 .001129 .001129 .001129 .001129

TABLE 15 IMPACT TABLE WITHOUT IMPORT LEAKAGES - AGGREGATION L (SEE CHAPTER 4)

COMMODITY (COLUMNS)	PIPES & TUBES, STEEL 97	IRON CASTINGS 98	METALS, PRIMARY 99	ALUMINUM, ROLLED 100	COPPER, ROLLED 101	NON-FERROUS METAL ROLLED 102	PLATE, TANK, BOILER 103	BASIC STEEL PROD. 104
CARPET, MAT, RUG 41	.000038	.000043	.000035	.000042	.000041	.000041	.000039	.000040
LINOL.&COATED FAB42	.000475	.000520	.000269	.000365	.000357	.000395	.000458	.000445
TXTILE BAG&CANVAS43	.000290	.000333	.000178	.000340	.000244	.000363	.000362	.000345
OTH.TEXTILE IND. 44	.001431	.001410	.000678	.001003	.000974	.001226	.001466	.001374
HOSIERY MILLS 45	.000009	.000009	.000005	.000007	.000007	.000009	.000010	.000009
OTHER KNITTING 46	.000073	.000077	.000042	.000062	.000056	.000072	.000079	.000073
CLOTHING IND. 47	.000549	.000572	.000277	.000399	.000388	.000563	.000576	.000533
SAWMILLS 48	.002546	.002913	.001552	.002622	.002707	.002104	.003430	.002960
VENEER & PLYWOOD 49	.000661	.000580	.000482	.001162	.000765	.000590	.000534	.000523
SASH&DOOR&PLANING50	.000701	.000730	.000602	.000808	.000817	.000715	.000637	.000699
OTHER WOOD IND. 51	.002871	.001516	.000682	.004330	.003404	.001622	.002330	.002526
HOUSE FURNITURE 52	.002548	.000366	.000199	.000288	.000287	.000554	.000498	.000452
OTH.FURNITURE IND53	.000537	.000427	.000167	.000237	.000229	.000316	.000645	.000469
PULP&PAPER MILLS 54	.008979	.009049	.004653	.015845	.006705	.008191	.010931	.011452
ASPHALT ROOFING 55	.000339	.000334	.000446	.000456	.000415	.000401	.000286	.000258
PAPER BOX&BAG MFG56	.003686	.005076	.002908	.007364	.004304	.005979	.006345	.009220
AD PAPER CONVERT.57	.001936	.002078	.001127	.002349	.001661	.002029	.002579	.002412
PRINT-PUBLISHING 58	.011617	.013223	.007070	.012633	.010470	.013567	.020300	.014384
IRON&STEEL MILLS 59	.589453	.161467	.027261	.038942	.029131	.039715	.265591	.356714
STEEL PIPE & TUBE60	.943164	.017567	.001617	.002058	.001953	.002899	.031846	.008613
IRON FOUNDRIES 61	.006873	.707147	.005007	.007475	.009162	.005303	.011897	.007109
SMELTING&REFINING62	.072494	.128921	1.281828	.665722	.820175	.645625	.057519	.057680
ALUM.ROLL.CAST. 63	.002460	.006580	.011330	.966216	.021428	.011777	.010188	.012877
COPPER ROLL. CAST64	.002396	.011046	.001878	.024448	.925867	.053903	.006100	.004819
METAL ROLL. CAST.65	.002504	.011061	.027024	.038522	.033285	.713511	.007834	.003768
BOILER&PLATEWORKS66	.021058	.005892	.000810	.001137	.000981	.002460	.566698	.015286
FABR.STRUCT.METAL67	.007651	.021976	.004773	.006242	.004413	.008269	.174808	.815798
ORN.&ARCH.METAL 68	.001551	.002787	.002697	.002209	.002230	.002460	.006572	.067377
METAL STAMPING 69	.009909	.013567	.007265	.022198	.009489	.021743	.163642	.064665
WIRE & PROD. MFG.70	.008664	.012083	.003200	.004747	.010202	.015353	.017618	.029448
HARDWARE&CUTLERY 71	.003901	.004579	.001993	.003340	.002456	.003336	.006058	.006949
OTHER METAL IND 72	.048279	.167815	.007486	.029154	.024755	.073807	.130672	.066671
AD MACHINERY MFG.73	.024016	.039952	.014285	.013307	.013646	.034217	.109713	.048151
REFRIG.&STORE MCH74	.003218	.003749	.002734	.008156	.003159	.003808	.004520	.006332
AIRCRAFT & PARTS 75	.002331	.001950	.002343	.002142	.002053	.002624	.003251	.002094
MOTOR VEH. MFG. 76	.001934	.003248	.001077	.001420	.001341	.002347	.003031	.004964
VEHICLE PARTS MFG77	.016299	.091768	.005729	.008378	.006385	.008261	.013101	.023442
OTH.TRANSP.EQ.IND78	.002103	.014686	.002011	.002008	.004537	.002729	.020568	.008219
ELEC. APPLIANCE 79	.001695	.009717	.001006	.001558	.001243	.002486	.010470	.005849
COM.EQ.&WIRE MFG.80	.004940	.007503	.003962	.004671	.047166	.009029	.011096	.011028
ELEC. INDUST. EQ.81	.003544	.005491	.001965	.002565	.003335	.004714	.012815	.009775
OTH.ELEC.PROD.IND82	.004313	.005042	.003650	.003801	.004201	.016750	.007140	.008946
CEMENT&LIME MFG. 83	.001784	.001222	.001696	.001278	.001371	.001236	.001150	.001761
CONCRETE&GYPSUM 84	.001311	.001367	.001213	.001343	.001333	.001273	.001334	.004160
CLAY, STONE&REFRAC85	.012252	.006892	.006871	.004432	.005212	.004678	.007221	.007662
GLASS&PROD. MFG. 86	.000837	.001096	.000668	.000903	.001041	.001166	.001444	.002562
OTH.NON-METAL MIN87	.002818	.003718	.001092	.001406	.001336	.002084	.004162	.002250
PETR. PROD. IND. 88	.022455	.018619	.015910	.019206	.016260	.020013	.016410	.016844
EXPLOSIVES&AMMUN.89	.002514	.001707	.007648	.004287	.005056	.004172	.001471	.001715
MIXED FERTILIZER 90	.000616	.000371	.000316	.000340	.000314	.000386	.000444	.000479

TABLE 15 IMPACT TABLE WITHOUT IMPORT LEAKAGES - AGGREGATION L (SEE CHAPTER 4)

COMMODITY (COLUMNS) INDUSTRY (ROWS)	PIPES & TUBES, STEEL 97	IRON CASTINGS 98	METALS, PRIMARY FORM 99	ALUMINUM, ROLLED 100	COPPER, ROLLED 101	NON-FERROUS METAL ROLLED 102	PLATE, TANK, BOILER 103	BASIC STEEL PROD. 104
PLASTIC RESIN MFG 91	.002124	.003089	.001866	.004689	.003364	.002904	.003730	.003275
PHARMACEUTICAL 92	.000830	.000779	.000459	.000617	.000569	.000713	.000810	.000798
PAINT & VARNISH 93	.004520	.004944	.001955	.002847	.002846	.003487	.006867	.006305
SOAPS & CLEANERS 94	.002337	.002125	.001175	.001631	.001513	.001820	.002300	.002290
TOILET PREP. MFG. 95	.000196	.000199	.000108	.000173	.000159	.000176	.000234	.000206
OTH. CHEMICALS IND 96	.017978	.022438	.024592	.029764	.022265	.028312	.019718	.018424
MISC. MFG. IND. 97	.007831	.012226	.009402	.012877	.009071	.011322	.012761	.013112
CONSTRUCTION 98	.024505	.025298	.026453	.030348	.030017	.026497	.017356	.016849
WH. & RETAIL TRADE 99	.070284	.083363	.037268	.056728	.057478	.100130	.079829	.070201
TRANSP. & STORAGE 100	.079176	.066266	.044053	.073759	.052029	.079492	.054950	.050731
COMMUNICATIONS 101	.015358	.015855	.008896	.014404	.011740	.015762	.021384	.017596
UTILITIES 102	.043023	.051609	.057499	.049638	.051520	.042741	.029352	.030587
FIN. INSUR. RL. EST 103	.034579	.037951	.024175	.039562	.028998	.031995	.037664	.029533
HEALTH & EDUCATION 104	.000000	.000000	.000000	.000000	.000000	.000000	.000000	.000000
BUSINESS SERVICE 105	.010317	.008881	.013287	.016562	.013391	.011851	.010913	.009800
HOTEL, RESTAURANT 106	.007332	.008592	.004377	.008266	.006600	.009004	.013049	.008955
OTHER SERVICES 107	.017075	.016536	.009268	.016492	.015230	.013496	.021965	.018395
OFFICE SUPPLIES 108	.006206	.006682	.003884	.006156	.005630	.006617	.010669	.007722
ADVTG. AND TRAVEL 109	.022444	.026472	.013452	.025659	.020372	.027610	.041079	.027936
OPERATING SUPPL. 110	.099694	.086556	.045611	.061453	.058400	.071451	.091156	.094089
NON-COMP. IMPORTS 111	.001360	.001397	.000720	.001018	.000947	.001194	.001449	.001288
BAL. PAYMENT ADJ. 112	.000000	.000000	.000000	.000000	.000000	.000000	.000000	.000000
COMMODITY TAXES 113	.008871	.008869	.006313	.008768	.007275	.009100	.010443	.013890
SUBSIDIES 114	-.012141	-.007244	-.005230	-.005810	-.005174	-.006414	-.007919	-.008489
INDIR. TX+GOV. SER 115	.028924	.028359	.027589	.034067	.028416	.029068	.027161	.024341
WAGES + SALARIES 116	.531526	.642263	.447041	.579726	.521470	.533710	.666834	.665256
NET-INC. UNINCORP 117	.024160	.028607	.017266	.025825	.023168	.030391	.028857	.024202
SURPLUS 118	.417299	.297749	.506300	.356406	.423898	.402950	.273175	.279511
SUB TOT (111-118) 119	1.000000	1.000000	.999999	1.000000	1.000000	1.000000	1.000000	1.000000

TABLE 15 IMPACT TABLE WITHOUT IMPORT LEAKAGES - AGGREGATION L (SEE CHAPTER 4)

COMMODITY (COLUMNS) INDUSTRY (ROWS)	ARCH. METAL PROD. 105	METAL CONTAINERS	BASIC METAL PROD.	METAL HOUSEWARE	WIRE & HARDWARE
--	-----------------------------	---------------------	----------------------	--------------------	--------------------

TABLE 15 IMPACT TABLE WITHOUT IMPORT LEAKAGES - AGGREGATION L (SEE CHAPTER 4)

COMMODITY (COLUMNS)	ARCH. METAL PROD. 105	METAL CONTAINERS 106	BASIC METAL PROD. 107	METAL HOUSEWARE 108	WIRE & WIRE PROD. 109	HARDWARE NES 110	TOOLS & CUTTING EQ. 111	HEATING EQ. 112
NET EXPORTS	.5	1.1	1.9	.3	5.4	.7	8.3	1.8
RE-EXPORTS	.0	.9	.1	.0	.9	.1	1.5	.2
IMPORTS	-3.9	-16.2	-35.8	-9.9	-60.4	-26.1	-48.1	-11.3
INVENTORY CHANGE	.9	1.7	1.3	.6	1.1	.6	.3	-.7
OTH. FINAL DEMAND	.0	8.5	.7	29.9	19.1	1.2	49.5	7.0
AGRICULTURE 1	.011015	.010325	.009394	.009329	.008317	.011347	.011700	.010187
FORESTRY 2	.008157	.005428	.005609	.007253	.005053	.008213	.007301	.005492
FISHING, HUNTING 3	.000320	.000280	.000253	.000270	.000243	.000384	.000391	.000289
IRON MINES 4	.018067	.036091	.033296	.032919	.031750	.013395	.012268	.018157
BASE METAL MINES 5	.046236	.032933	.041129	.034206	.042475	.022552	.021947	.037755
URANIUM MINES 6	.004008	.002750	.003487	.002877	.003620	.001924	.001874	.003257
OTHER METAL MINES 7	.000419	.000271	.000303	.000293	.000363	.000359	.000687	.000373
COAL MINES 8	.012086	.021872	.020705	.020250	.019951	.009802	.009321	.012855
PETROLEUM, NAT. GAS 9	.012971	.014261	.014289	.014075	.013390	.011143	.010978	.012473
ASBESTOS MINES 10	.000182	.000272	.000258	.000263	.000169	.000440	.000455	.000251
AD NON-METAL MINES 11	.003431	.004179	.004168	.004086	.003850	.003030	.002939	.004386
MEAT PROCESSORS 12	.002699	.001948	.001904	.001950	.001873	.002870	.002920	.002437
POULTRY PROCESSOR 13	.000290	.000200	.000207	.000209	.000205	.000307	.000310	.000265
DAIRY FACTORIES 14	.002041	.001356	.001414	.001435	.001405	.002187	.002199	.001847
PROCESS CHEESE 15	.000157	.000109	.000113	.000115	.000113	.000160	.000160	.000141
FISH PROD. IND. 16	.000302	.000288	.000237	.000241	.000232	.000316	.000324	.000280
FRUIT & VEG. CANNERS 17	.000932	.000609	.000634	.000646	.000641	.001004	.001007	.000841
FEED MILLS 18	.001209	.004462	.001158	.001168	.000918	.001234	.001259	.001103
FLOUR MILLS 19	.000498	.000519	.000380	.000386	.000361	.000524	.000529	.000457
BREAKFAST CEREAL 20	.000065	.000042	.000042	.000043	.000042	.000070	.000071	.000059
BISCUIT MFG. 21	.000196	.000119	.000127	.000130	.000128	.000211	.000212	.000176
BAKERIES 22	.000911	.000578	.000607	.000620	.000615	.000974	.000977	.000816
CONFECTIONERY MFG 23	.000114	.000084	.000084	.000086	.000081	.000120	.000121	.000106
SUGAR REFINERIES 24	.000354	.000274	.000246	.000250	.000244	.000382	.000385	.000320
VEG. OIL MILLS 25	.001372	.002390	.001958	.002034	.001449	.001253	.001246	.001716
MISC. FOOD IND. 26	.001289	.001065	.000998	.001028	.000954	.001379	.001390	.001211
SOFT DRINKS MFG. 27	.000635	.000366	.000392	.000403	.000396	.000683	.000686	.000565
DISTILLERIES 28	.000627	.000335	.000341	.000360	.000327	.000660	.000663	.000546
BREWERY & WINERY 29	.001227	.000498	.000571	.000604	.000555	.001286	.001293	.001039
LEAF TOBACCO PROD 30	.000017	.000018	.000014	.000014	.000013	.000017	.000017	.000016
TOBACCO PROD. MFG. 31	.000024	.000019	.000020	.000020	.000020	.000023	.000023	.000023
RUBBER FOOTWEAR 32	.000066	.000039	.000047	.000049	.000043	.000055	.000057	.000086
TIRE & TUBE MFG. 33	.003957	.003762	.003869	.003824	.003843	.004316	.004444	.004244
OTH. RUBBER IND. 34	.003933	.002338	.002970	.003049	.002875	.003428	.003585	.005781
LEATHER TANNERIES 35	.000124	.000077	.000085	.000099	.000091	.000129	.000183	.000116
SHOE FACTORIES 36	.000042	.000041	.000041	.000041	.000040	.000046	.000046	.000041
GLOVE & LUGGAGE 37	.000289	.000182	.000193	.000206	.000169	.000293	.000327	.000256
COTTON YARN & CLOTH 38	.002489	.002088	.002246	.003881	.002938	.002991	.003106	.003028
WOOL YARN & CLOTH 39	.000368	.000298	.000329	.000541	.000359	.000449	.000427	.000416
SYN. TEXTILE MILLS 40	.002334	.001556	.001763	.002958	.002364	.002271	.002262	.007267

TABLE 15 IMPACT TABLE WITHOUT IMPORT LEAKAGES - AGGREGATION L (SEE CHAPTER 4)

COMMODITY (COLUMNS)	ARCH. METAL PROD. 105	METAL CONTAINERS 106	BASIC METAL PROD. 107	METAL HOUSEWARE 108	WIRE & WIRE PROD. 109	HARDWARE NES 110	TOOLS & CUTTING EQ. 111	HEATING EQ. 112
CARPET, MAT, RUG 41	.000036	.000067	.000063	.000081	.000036	.000038	.000039	.000042
LINOL. & COATED FAB 42	.000635	.000423	.000528	.000771	.000590	.000746	.000743	.000613
TEXTILE BAG & CANVAS 43	.000331	.000425	.000375	.000450	.000875	.000409	.000414	.000446
OTH. TEXTILE IND. 44	.001746	.001388	.001486	.013237	.003160	.001973	.002288	.002027
HOSIERY MILLS 45	.000010	.000008	.000008	.000010	.000009	.000010	.000010	.000012
OTHER KNITTING 46	.000094	.000071	.000080	.000137	.000093	.000109	.000120	.000100
CLOTHING IND. 47	.000587	.000480	.000528	.000629	.000532	.000632	.000669	.000633
SAWMILLS 48	.009009	.003384	.003712	.006339	.002908	.004937	.004291	.003344
VENEER & PLYWOOD 49	.000952	.000645	.000707	.000763	.000700	.000967	.000819	.000637
SASH & DOOR PLANING 50	.003086	.000660	.000792	.000842	.000686	.001104	.000702	.000716
OTHER WOOD IND. 51	.003112	.005620	.005149	.010180	.005375	.013303	.008013	.002916
HOUSE FURNITURE 52	.001281	.000431	.000466	.001296	.001236	.003478	.003397	.000956
OTH. FURNITURE IND 53	.003563	.000914	.002628	.001202	.005332	.006730	.000766	.001840
PULP & PAPER MILLS 54	.013810	.012119	.012355	.012732	.011470	.017480	.017052	.013193
ASPHALT ROOFING 55	.000316	.000317	.000325	.000328	.000281	.000303	.000306	.000330
PAPER BOX & BAG MFG 56	.006463	.011357	.010755	.011604	.010172	.011070	.012091	.010874
AO PAPER CONVERT. 57	.002737	.003369	.003009	.003139	.002708	.008544	.003478	.003021
PRINT-PUBLISHING 58	.025441	.013045	.014225	.014864	.013662	.026895	.027276	.022563
IRON & STEEL MILLS 59	.165631	.332593	.306583	.303172	.292346	.122478	.112013	.166214
STEEL PIPE & TUBE 60	.005657	.008545	.008141	.008095	.006760	.015661	.015327	.014073
IRON FOUNDRIES 61	.005962	.005127	.006810	.005612	.005538	.009907	.007083	.013881
SMELTING & REFINING 62	.109963	.075161	.095523	.078634	.099293	.051894	.050473	.088852
ALUM. ROLL. CAST. 63	.107102	.031807	.065662	.038357	.008870	.014961	.016863	.018768
COPPER ROLL. CAST 64	.006999	.004411	.005886	.005426	.008140	.013896	.013910	.019906
METAL ROLL. CAST. 65	.007025	.007259	.007852	.007300	.004285	.009182	.010928	.008881
BOILER & PLATEWORKS 66	.006454	.007201	.006097	.003113	.001595	.004901	.004658	.021010
FABR. STRUCT. METAL 67	.011156	.009803	.012744	.008794	.018563	.027412	.026932	.020425
ORN. & ARCH. METAL 68	.861478	.002839	.058794	.059937	.005673	.027376	.004581	.005463
METAL STAMPING 69	.064286	1.063537	.850964	.903772	.020325	.053204	.034168	.084175
WIRE & PROD. MFG. 70	.032090	.011844	.021788	.024655	1.008531	.016641	.015751	.016346
HARDWARE & CUTLERY 71	.016508	.005059	.010338	.006855	.006905	.799726	.834112	.010072
OTHER METAL IND 72	.080790	.031404	.037228	.059936	.045507	.148698	.074139	.713049
AO MACHINERY MFG. 73	.019590	.019564	.022311	.020108	.019595	.035928	.043679	.069130
REFRIG. & STORE MCH 74	.010082	.004140	.004383	.005350	.003456	.004946	.004896	.013243
AIRCRAFT & PARTS 75	.018177	.002190	.002241	.002310	.001548	.003749	.004861	.003391
MOTOR VEH. MFG. 76	.002410	.002468	.003345	.002535	.002110	.003379	.003946	.003500
VEHICLE PARTS MFG 77	.009824	.010924	.077560	.011011	.025616	.026241	.074599	.023657
OTH. TRANSP. EQ. IND 78	.002688	.002530	.004145	.002635	.001774	.003591	.003570	.008659
ELEC. APPLIANCE 79	.002753	.005298	.009951	.058919	.001898	.006514	.004369	.221235
COM. EQ. & WIRE MFG. 80	.008532	.006715	.008844	.007896	.059461	.010199	.010749	.017469
ELEC. INDUST. EQ. 81	.004578	.004335	.008091	.007064	.014119	.007928	.013416	.021278
OTH. ELEC. PROD. IND 82	.004948	.004751	.005015	.005197	.004506	.006706	.006821	.022425
CEMENT & LIME MFG. 83	.000994	.001233	.001212	.001187	.001216	.000885	.000870	.001007
CONCRETE & GYPSUM 84	.001038	.001114	.001125	.001114	.001061	.001235	.001249	.001226
CLAY, STONE & REFRAC 85	.004447	.007063	.006936	.006605	.006554	.003317	.003237	.004999
GLASS & PROD. MFG. 86	.023653	.002651	.003782	.003660	.001420	.002611	.002499	.001867
OTH. NON-METAL MIN 87	.002464	.004454	.004101	.004180	.002293	.007622	.007887	.003435
PETR. PROD. IND. 88	.016761	.017496	.017541	.017395	.015810	.014669	.014491	.015790
EXPLOSIVES & AMMUN. 89	.001465	.001790	.001828	.001726	.001783	.001008	.000994	.001372
MIXED FERTILIZER 90	.000422	.000503	.000469	.000465	.000435	.000385	.000387	.000393

TABLE 15 IMPACT TABLE WITHOUT IMPORT LEAKAGES - AGGREGATION L (SEE CHAPTER 4)

STEEL & ALUMINUM METAL FINISH	.002464	.004454	.004101	.004180	.002293	.007622	.007887	.003435
PETR. PROD. IND. 88	.016761	.017496	.017541	.017395	.015810	.014669	.014691	.015790
EXPLOSIVES&AMMUN.89	.001465	.001790	.001828	.001726	.001783	.001000	.001000	.001177
MIXED FERTILIZER 90	.000422	.000503	.000469	.000465	.000465	.000465	.000465	.000465

TABLE 15 IMPACT TABLE WITHOUT IMPORT LEAKAGES - AGGREGATION L (SEE CHAPTER 4)

COMMODITY (COLUMNS)	ARCH. METAL PROD. 105	METAL CONTAINERS 106	BASIC METAL PROD. 107	METAL HOUSEWARE 108	WIRE & WIRE PROD. 109	HARDWARE NES 110	TOOLS & CUTTING EQ. 111	HEATING EQ. 112
PLASTIC RESIN MFG91	.005159	.008081	.007523	.007778	.006628	.004021	.005895	.005009
PHARMACEUTICAL 92	.000777	.000798	.000743	.000742	.000739	.000852	.000860	.000744
PAINT & VARNISH 93	.006911	.014221	.012380	.013265	.004512	.005306	.004923	.007770
SOAPS & CLEANERS 94	.002085	.002260	.002215	.002237	.002476	.002316	.002338	.002068
TOILET PREP. MFG. 95	.000222	.000267	.000254	.000263	.000193	.000244	.000249	.000242
OTH. CHEMICALS IND 96	.021589	.027245	.026147	.027209	.025103	.020667	.021616	.022712
MISC. MFG. IND. 97	.022815	.011671	.012752	.013263	.016792	.021336	.051144	.018517
CONSTRUCTION 98	.017537	.017293	.018089	.017467	.018100	.016970	.017068	.018812
WH. & RETAIL TRADE 99	.083560	.064526	.078519	.067200	.065550	.090681	.102345	.075967
TRANSP. & STORAGE 100	.055219	.060294	.059901	.059649	.052092	.055645	.055385	.056172
COMMUNICATIONS 101	.021684	.015376	.016169	.016456	.015538	.024435	.024504	.023534
UTILITIES 102	.028660	.033053	.033396	.032656	.035054	.027225	.026760	.031963
FIN. INSUR. RL. EST 103	.038033	.034088	.034727	.035158	.030519	.036731	.036994	.039100
HEALTH & EDUCATION 104	.000000	.000000	.000000	.000000	.000000	.000000	.000000	.000000
BUSINESS SERVICE 105	.013917	.008700	.009537	.009580	.010286	.021120	.021492	.012911
HOTEL, RESTAURANT 106	.019222	.007658	.008761	.009336	.008632	.020278	.020381	.016381
OTHER SERVICES 107	.019613	.028712	.026570	.027324	.016206	.022798	.022554	.020935
OFFICE SUPPLIES 108	.008896	.007417	.007552	.007597	.007027	.008888	.009297	.008551
ADVTG. AND TRAVEL 109	.061105	.023686	.027249	.029121	.026902	.064655	.065000	.051979
OPERATING SUPPL. 110	.080366	.079977	.080284	.079386	.083660	.092189	.092413	.078415
NON-COMP. IMPORTS 111	.001562	.001241	.001302	.001795	.001438	.001724	.001825	.001801
BAL. PAYMENT ADJ. 112	.000000	.000000	.000000	.000000	.000000	.000000	.000000	.000000
COMMODITY TAXES 113	.012195	.008523	.008901	.008782	.007707	.009687	.009723	.009210
SUBSIDIES 114	-.006612	-.008393	-.008245	-.008033	-.007674	-.006347	-.006394	-.006825
INDIR. TX + GOV. SER 115	.027885	.026220	.026639	.026791	.026213	.025452	.025204	.029973
WAGES + SALARIES 116	.651863	.597355	.605575	.605836	.620376	.657414	.657622	.653419
NET-INC. UNINCORP 117	.040115	.028206	.029511	.029187	.024467	.037965	.038744	.033433
SURPLUS 118	.272991	.346848	.336316	.335642	.327472	.274105	.273276	.278989
SUB TOT (111-118) 119	1.000000	1.000000	1.000000	1.000000	1.000000	1.000000	1.000000	1.000000

TABLE 15 IMPACT TABLE WITHOUT IMPORT LEAKAGES - AGGREGATION L (SEE CHAPTER 4)

COMMODITY(COLUMNS)	FORGINGS PLUMB. EQ. 113	MISC. METAL FAB. 114	AGRICULTURAL IMPLEMENTS 115	INDUSTRIAL MACH. 116	REFRIG. & AIR COND. 117	OFFICE & STORE MCH. 118	AIRCRAFT & PARTS 119	AIRCRAFT REPAIR 120
NET EXPORTS	7.6	3.3	80.3	49.5	1.3	22.9	99.2	.0
RE-EXPORTS	1.0	.8	7.4	21.8	.3	1.9	33.0	-.0
IMPORTS	-61.3	-35.5	-215.4	-608.5	-27.9	-95.9	-211.9	.0
INVENTORY CHANGE	.3	.2	4.1	1.7	-.2	3.5	8.9	1.6
OTH. FINAL DEMAND	.0	41.9	210.2	617.9	20.4	127.0	268.3	60.8
AGRICULTURE 1	.009982	.009835	.009249	.011191	.008506	.006987	.008210	.007745
FORESTRY 2	.004943	.006276	.005403	.009057	.005503	.004965	.004703	.004023
FISHING,HUNTING 3	.000289	.000282	.000263	.000435	.000223	.000169	.000241	.000244
IRON MINES 4	.021900	.018382	.014903	.017450	.009979	.003622	.004722	.004083
BASE METAL MINES 5	.043513	.036157	.023478	.034025	.021315	.012875	.021721	.018955
URANIUM MINES 6	.003745	.003111	.002045	.003488	.001833	.001101	.001897	.001658
OTHER METAL MINES 7	.000401	.001254	.000431	.002099	.000542	.000243	.001217	.000597
COAL MINES 8	.014991	.012927	.011213	.012732	.007367	.003049	.004718	.004204
PETROLEUM,NAT.GAS 9	.013106	.012349	.011437	.024155	.009273	.006634	.010234	.012657
ASBESTOS MINES 10	.000236	.000257	.000359	.002441	.000189	.000105	.000197	.000181
AO NON-METAL MINE11	.005189	.004237	.006609	.008312	.002922	.001282	.002058	.001853
MEAT PROCESSORS 12	.002339	.002340	.002073	.002434	.001991	.001615	.002080	.001905
POULTRY PROCESSOR13	.000262	.000248	.000256	.000609	.000214	.000173	.000222	.000210
DAIRY FACTORIES 14	.001810	.001708	.001669	.002599	.001506	.001261	.001525	.001446
PROCESS CHEESE 15	.000140	.000131	.000127	.000124	.000113	.000093	.000116	.000111
FISH PROD. IND. 16	.000275	.000282	.000269	.000583	.000231	.000182	.000251	.000228
FRUIT&VEG.CANNERS17	.000828	.000775	.000735	.000906	.000683	.000577	.000698	.000661
FEED MILLS 18	.001074	.001084	.001020	.001330	.000919	.000737	.000885	.000869
FLOUR MILLS 19	.000449	.000434	.000420	.000685	.000376	.000310	.000376	.000356
BREAKFAST CEREAL 20	.000057	.000054	.000052	.000073	.000049	.000042	.000048	.000045
BISCUIT MFG. 21	.000171	.000161	.000153	.000192	.000146	.000126	.000144	.000136
BAKERIES 22	.000803	.000750	.000706	.000722	.000664	.000565	.000673	.000638
CONFECTIONERY MFG23	.000102	.000100	.000102	.000229	.000088	.000072	.000087	.000082
SUGAR REFINERIES 24	.000314	.000300	.000280	.000347	.000263	.000222	.000269	.000252
VEG. OIL MILLS 25	.001700	.001734	.001511	.001666	.001174	.000699	.001127	.000934
MISC. FOOD IND. 26	.001168	.001167	.001201	.003280	.001015	.000827	.001031	.000953
SOFT DRINKS MFG. 27	.000547	.000513	.000492	.000625	.000472	.000411	.000458	.000429
DISTILLERIES 28	.000502	.000502	.000464	.000487	.000491	.000444	.000427	.000379
BREWERY & WINERY 29	.000956	.000925	.000879	.000891	.000950	.000902	.000799	.000720
LEAF TOBACCO PROC30	.000016	.000016	.000020	.000085	.000014	.000010	.000014	.000013
TOBACCO PROD.MFG.31	.000022	.000022	.000030	.000140	.000019	.000014	.000019	.000019
RUBBER FOOTWEAR 32	.000063	.000085	.000101	.000088	.000080	.000053	.000142	.000132
TIRE & TUBE MFG. 33	.004147	.005102	.007382	.006485	.003641	.002159	.006317	.006033
OTH. RUBBER IND. 34	.004200	.005888	.007565	.009394	.005593	.003652	.014942	.010412
LEATHER TANNERIES35	.000111	.000288	.000098	.000129	.000144	.000074	.000265	.000150
SHOE FACTORIES 36	.000042	.000040	.000036	.000036	.000030	.000022	.000040	.000039
GLOVE & LUGGAGE 37	.000234	.000337	.000224	.000257	.000254	.000196	.000317	.000240
COTTON YARN&CLOTH38	.002757	.003762	.003164	.003634	.002674	.001762	.003662	.003062
WOOL YARN & CLOTH39	.000338	.000447	.000359	.000599	.000379	.000301	.000475	.000402
SYN.TEXTILE MILLS40	.001786	.003004	.002001	.006463	.002080	.001386	.002699	.002035

TABLE 15 IMPACT TABLE WITHOUT IMPORT LEAKAGES - AGGREGATION L (SEE CHAPTER 4)

COMMODITY(COLUMNS) FORGINGS PLUMB. EQ. MISC. METAL FAB. AGRICULTURAL IMPLEMENTS INDUSTRIAL MACH. REFRIG. & AIR COND. OFFICE & STORE MCH. AIRCRAFT & PARTS AIRCRAFT REPAIR

WOOD YARN & CLOTHING .002757 .003762 .001634 .002674 .001762 .001662 .001662
 YARN, TEXTILE MILL 50 .000348 .000447 .000359 .000599 .000379 .000394 .000475
 .001706 .001004 .001004 .000563 .000500 .000500 .000500

TABLE 15 IMPACT TABLE WITHOUT IMPORT LEAKAGES - AGGREGATION L (SEE CHAPTER 4)

COMMODITY (COLUMNS) INDUSTRY (ROWS)	FORGINGS PLUMB. EQ. 113	MISC. METAL FAB. 114	AGRICULTURAL IMPLEMENTS 115	INDUSTRIAL MACH. 116	REFRIG. & AIR COND. 117	OFFICE & STORE MCH. 118	AIRCRAFT & PARTS 119	AIRCRAFT REPAIR 120
CARPET, MAT, RUG 41	.000043	.000106	.000045	.000074	.000036	.000026	.000152	.000150
LINOL. & COATED FAB 42	.000545	.000853	.000627	.000715	.000632	.000412	.001152	.001026
TEXTILE BAG & CANVAS 43	.000419	.000456	.000401	.000581	.000330	.000216	.000310	.000312
OTH. TEXTILE IND. 44	.001894	.002366	.001641	.003290	.001697	.001195	.002402	.002012
HOSIERY MILLS 45	.000009	.000011	.000012	.000060	.000009	.000006	.000010	.000009
OTHER KNITTING 46	.000089	.000144	.000089	.000145	.000096	.000063	.000147	.000109
CLOTHING IND. 47	.000570	.000599	.000575	.000961	.000468	.000332	.000608	.000543
SAWMILLS 48	.003177	.004447	.004489	.006803	.003795	.003416	.002821	.002303
VENEER & PLYWOOD 49	.000627	.000841	.000573	.000798	.000831	.000827	.000893	.000854
SASH & DOOR & PLANING 50	.000663	.000852	.000720	.000984	.000650	.000545	.000646	.000700
OTHER WOOD IND. 51	.002528	.005132	.004006	.003072	.002773	.002185	.003055	.002413
HOUSE FURNITURE 52	.000580	.001468	.000528	.000949	.001553	.003208	.000436	.000405
OTH. FURNITURE IND 53	.002883	.001369	.000711	.001411	.004995	.000555	.000493	.000437
PULP & PAPER MILLS 54	.011172	.013701	.010644	.023228	.012779	.011843	.010996	.009106
ASPHALT ROOFING 55	.000298	.000351	.000324	.000328	.000301	.000241	.000351	.000351
PAPER BOX & BAG MFG 56	.007717	.008926	.005831	.006347	.007855	.004877	.005328	.004186
AD PAPER CONVERT. 57	.002570	.003060	.002432	.002768	.002597	.002045	.002589	.002321
PRINT-PUBLISHING 58	.020903	.021253	.020177	.020728	.026188	.032102	.019346	.017971
IRON & STEEL MILLS 59	.201003	.168335	.134603	.131839	.090604	.032153	.042205	.036388
STEEL PIPE & TUBE 60	.015464	.012610	.010479	.011092	.006648	.003419	.004288	.003772
IRON FOUNDRIES 61	.027408	.018026	.020741	.023967	.007046	.002237	.003367	.002709
SMELTING & REFINING 62	.102565	.084876	.053457	.064137	.049539	.029797	.051399	.044779
ALUM. ROLL. CAST. 63	.015118	.021121	.014077	.012494	.012189	.006916	.022373	.020231
COPPER ROLL. CAST 64	.021830	.020117	.011278	.010396	.014528	.014153	.012735	.011031
METAL ROLL. CAST. 65	.016767	.011451	.005944	.007573	.005265	.002998	.008506	.007661
BOILER & PLATEWORKS 66	.006834	.050134	.009438	.017897	.004261	.001570	.003133	.002851
FABR. STRUCT. METAL 67	.021358	.033648	.028175	.029995	.009801	.002354	.010643	.009720
ORN. & ARCH. METAL 68	.005384	.016105	.005842	.007280	.004127	.001470	.002821	.002609
METAL STAMPING 69	.036215	.158656	.042275	.047467	.087853	.018941	.023282	.019920
WIRE & PROD. MFG. 70	.019393	.022026	.013355	.014749	.009378	.004922	.014024	.012883
HARDWARE & CUTLERY 71	.008541	.017750	.007728	.024303	.007909	.006452	.005754	.003929
OTHER METAL IND 72	.897243	.391471	.086400	.117688	.159154	.016317	.034044	.030322
AD MACHINERY MFG. 73	.037740	.122140	1.039262	.713803	.161414	.016016	.039423	.025066
REFRIG. & STORE MCH 74	.005743	.036311	.009500	.009141	.602055	1.141850	.007446	.006964
AIRCRAFT & PARTS 75	.023505	.032161	.010872	.005108	.017726	.003516	1.134918	1.070937
MOTOR VEH. MFG. 76	.003673	.024535	.005930	.014496	.002420	.001443	.002777	.002614
VEHICLE PARTS MFG 77	.037460	.027273	.026702	.033583	.009612	.005456	.023511	.016477
OTH. TRANSP. EQ. IND 78	.004286	.030088	.005391	.023296	.007055	.001552	.003526	.003543
ELEC. APPLIANCE 79	.016503	.030773	.023211	.017935	.094849	.003020	.005227	.003084
COM. EQ. & WIRE MFG. 80	.011649	.071164	.019183	.018791	.052058	.071284	.039077	.033772
ELEC. INDUST. EQ. 81	.011185	.048190	.029410	.027728	.026293	.027220	.006963	.005979
OTH. ELEC. PROD. IND 82	.006299	.040478	.007953	.009252	.044004	.007209	.008975	.008108
CEMENT & LIME MFG. 83	.002094	.001008	.001036	.001805	.000700	.000432	.000668	.000705
CONCRETE & GYPSUM 84	.007096	.001222	.001311	.002322	.000954	.000711	.001179	.001309
CLAY, STONE & REFRAC 85	.005781	.005148	.004063	.004731	.002850	.001361	.001838	.001678
GLASS & PROD. MFG. 86	.001379	.004244	.001465	.002034	.002418	.001314	.005158	.004288
OTH. NON-METAL MIN 87	.003455	.003481	.002895	.002971	.002082	.001021	.002350	.002185
PETR. PROD. IND. 88	.016500	.015631	.013866	.015295	.012002	.008962	.014240	.018665
EXPLOSIVES & AMMUN. 89	.001556	.001428	.001159	.001792	.000876	.000482	.000784	.000690
MIXED FERTILIZER 90	.000410	.000392	.000351	.000468	.000293	.000206	.000262	.000241

TABLE 15 IMPACT TABLE WITHOUT IMPORT LEAKAGES - AGGREGATION L (SEE CHAPTER 4)

COMMODITY(COLUMNS)	FORGINGS PLUMB. EQ. 113	MISC. METAL FAB. 114	AGRICULTURAL IMPLEMENTS 115	INDUSTRIAL MACH. 116	REFRIG. & AIR COND. 117	OFFICE & STORE MCH. 118	AIRCRAFT & PARTS 119	AIRCRAFT REPAIR 120
INDUSTRY(ROWS)								
PLASTIC RESIN MFG91	.004279	.011456	.004261	.005012	.006326	.003619	.010843	.006767
PHARMACEUTICAL 92	.000772	.000743	.000655	.000670	.000548	.000396	.000719	.000677
PAINT & VARNISH 93	.006299	.007587	.006015	.005713	.006678	.005197	.004378	.003867
SOAPS & CLEANERS 94	.002143	.002107	.001859	.002815	.001528	.001076	.001955	.001824
TOILET PREP.MFG. 95	.000223	.000243	.000218	.000227	.000191	.000135	.000217	.000198
OTH.CHEMICALS IND96	.020737	.026700	.019511	.023346	.019198	.013546	.020904	.016589
MISC. MFG.IND. 97	.021019	.097349	.017797	.024263	.036838	.013400	.099126	.043818
CONSTRUCTION 98	.019536	.018379	.018317	.020408	.016589	.015013	.020863	.026374
WH.&RETAIL TRADE 99	.076277	.070879	.073401	.068844	.060419	.043800	.060555	.059540
TRANSP.& STORAGE100	.056553	.054605	.053629	.055445	.044262	.033327	.046632	.186422
COMMUNICATIONS 101	.022807	.021592	.026514	.092756	.021968	.020512	.019278	.019121
UTILITIES 102	.033865	.029815	.026585	.027406	.019993	.011550	.020174	.018607
FIN.INSUR.RL.EST103	.036798	.040344	.039641	.040160	.065900	.088791	.036360	.036304
HEALTH&EDUCATION104	.000000	.000000	.000000	.000000	.000000	.000000	.000000	.000000
BUSINESS SERVICE105	.012068	.011562	.012599	.012488	.010558	.008350	.015147	.014497
HOTEL,RESTAURANT106	.015071	.014292	.013797	.012809	.014685	.013787	.012293	.011447
OTHER SERVICES 107	.020540	.020555	.020046	.021078	.016680	.012692	.019165	.018715
OFFICE SUPPLIES 108	.008290	.009517	.009010	.008732	.008566	.007981	.010300	.009888
ADVTG.AND TRAVEL109	.047715	.045233	.043604	.040422	.046715	.044003	.038919	.035230
OPERATING SUPPL.110	.084473	.076838	.066986	.067231	.054423	.038220	.073937	.071020
NON-COMP.IMPORTS111	.001576	.002026	.001971	.002402	.001549	.001040	.002361	.001930
BAL.PAYMENT ADJ.112	.000000	.000000	.000000	.000000	.000000	.000000	.000000	.000000
COMMODITY TAXES 113	.009407	.009202	.008301	.008533	.007915	.006887	.012033	.014686
SUBSIDIES 114	-.007267	-.006704	-.006530	-.010941	-.005070	-.003550	-.004382	-.007989
INDIR.TX+GOV.SER115	.029197	.028619	.032161	.031696	.027979	.025862	.026861	.028818
WAGES + SALARIES116	.650215	.647254	.679803	.649901	.594875	.540178	.745623	.732266
NET-INC.UNINCORP117	.034040	.031471	.028208	.029231	.028546	.025587	.025920	.028200
SURPLUS 118	.282831	.288132	.256085	.289178	.344205	.403996	.191584	.202088
SUB TOT(111-118)119	1.000000	1.000000	1.000000	1.000000	1.000000	1.000000	1.000000	1.000000

TABLE 15 IMPACT TABLE WITHOUT IMPORT LEAKAGES - AGGREGATION L (SEE CHAPTER 4)

COMMODITY(COLUMNS) PASSENGER COM COM MOTOR

TABLE 15 IMPACT TABLE WITHOUT IMPORT LEAKAGES - AGGREGATION L (SEE CHAPTER 4)

COMMODITY (COLUMNS)	PASSENGER CARS 121	COM. VEHICLES 122	COM. TRAILERS 123	MOTOR VEHICLES 124	MOTOR VEH. PARTS 125	RLY. ROLLING STOCK 126	SHIPS & BOATS 127	OTHER VEHICLES 128
NET EXPORTS	17.0	5.8	.7	3.6	15.6	7.0	9.7	1.2
RE-EXPORTS	.9	.3	.1	.8	4.5	.5	.2	.0
IMPORTS	-175.1	-26.5	-8.3	-21.0	-367.8	-10.8	-26.3	-4.7
INVENTORY CHANGE	14.7	3.6	-.0	.2	2.1	-1.2	-.0	.1
OTH. FINAL DEMAND	841.1	174.2	28.2	47.9	81.6	26.8	90.7	13.6
AGRICULTURE 1	.010717	.010682	.009907	.010525	.009368	.007915	.007928	.009153
FORESTRY 2	.005822	.005843	.006078	.006095	.005763	.007095	.008402	.008316
FISHING, HUNTING 3	.000319	.000317	.000290	.000311	.000278	.000218	.000214	.000259
IRON MINES 4	.009435	.009504	.012366	.010770	.017072	.014989	.014575	.012587
BASE METAL MINES 5	.018400	.018460	.020896	.021690	.029914	.026882	.022710	.022655
URANIUM MINES 6	.001582	.001587	.001788	.001866	.002566	.002298	.001932	.001938
OTHER METAL MINES 7	.000340	.000339	.000332	.000338	.000415	.000295	.000406	.001731
COAL MINES 8	.010066	.010079	.011106	.010562	.015043	.011348	.011028	.010176
PETROLEUM, NAT. GAS 9	.011152	.011154	.011405	.011362	.012429	.011470	.011396	.011907
ASBESTOS MINES 10	.000215	.000218	.000271	.000227	.000283	.000430	.000452	.000403
AO NON-METAL MINE 11	.003364	.003363	.003440	.003410	.004146	.003400	.003141	.003835
MEAT PROCESSORS 12	.002495	.002487	.002296	.002437	.002182	.001798	.001780	.002177
POULTRY PROCESSOR 13	.000263	.000262	.000243	.000257	.000239	.000189	.000182	.000213
DAIRY FACTORIES 14	.001871	.001864	.001700	.001825	.001598	.001263	.001212	.001430
PROCESS CHEESE 15	.000149	.000149	.000136	.000146	.000131	.000104	.000101	.000114
FISH PROD. IND. 16	.000293	.000292	.000270	.000286	.000260	.000210	.000207	.000264
FRUIT & VEG. CANNERS 17	.000836	.000832	.000758	.000816	.000714	.000556	.000530	.000634
FEED MILLS 18	.001175	.001171	.001095	.001160	.001050	.000894	.000904	.001009
FLOUR MILLS 19	.000482	.000480	.000439	.000470	.000408	.000336	.000325	.000387
BREAKFAST CEREAL 20	.000059	.000059	.000053	.000057	.000047	.000039	.000036	.000044
BISCUIT MFG. 21	.000174	.000174	.000157	.000170	.000142	.000113	.000108	.000131
BAKERIES 22	.000816	.000813	.000738	.000796	.000686	.000538	.000513	.000612
CONFECTIONERY MFG 23	.000111	.000110	.000101	.000108	.000095	.000076	.000074	.000088
SUGAR REFINERIES 24	.000321	.000319	.000290	.000313	.000271	.000212	.000204	.000251
VEG. OIL MILLS 25	.001857	.001848	.001662	.001820	.001338	.001164	.001154	.001636
MISC. FOOD IND. 26	.001312	.001307	.001191	.001277	.001088	.000897	.000873	.001102
SOFT DRINKS MFG. 27	.000562	.000559	.000503	.000546	.000439	.000356	.000338	.000416
DISTILLERIES 28	.000590	.000586	.000508	.000566	.000352	.000323	.000313	.000451
BREWERY & WINERY 29	.001067	.001061	.000925	.001027	.000627	.000607	.000581	.000774
LEAF TOBACCO PROD 30	.000018	.000018	.000017	.000017	.000017	.000014	.000015	.000016
TOBACCO PROD. MFG. 31	.000026	.000026	.000025	.000025	.000026	.000022	.000022	.000022
RUBBER FOOTWEAR 32	.000202	.000202	.000180	.000189	.000127	.000141	.000151	.000148
TIRE & TUBE MFG. 33	.030353	.030025	.022250	.027300	.007044	.005202	.005400	.005650
OTH. RUBBER IND. 34	.016195	.016135	.014161	.015005	.008865	.010808	.014334	.071425
LEATHER TANNERIES 35	.000225	.000231	.000310	.000234	.000124	.000627	.000741	.000814
SHOE FACTORIES 36	.000042	.000042	.000041	.000042	.000045	.000036	.000165	.000037
GLOVE & LUGGAGE 37	.000322	.000320	.000284	.000309	.000235	.000197	.000218	.000401
COTTON YARN & CLOTH 38	.011991	.011888	.009330	.010929	.003819	.004005	.004486	.006761
WOOL YARN & CLOTH 39	.001460	.001455	.001261	.001359	.000505	.001007	.001142	.001684
SYN. TEXTILE MILLS 40	.015242	.015071	.011010	.013667	.003398	.002106	.002483	.004827

EXPLOSIVE & AMMUN. 89 .000949 .000950 .001029 .011924 .015988 .015130 .015153 .015676
 MIXED FERTILIZER 90 .000372 .000372 .000363 .001019 .001291 .001097 .001035 .001157

TABLE 15 IMPACT TABLE WITHOUT IMPORT LEAKAGES - AGGREGATION L (SEE CHAPTER 4)

COMMODITY (COLUMNS) INDUSTRY (ROWS)	PASSENGER CARS 121	COM. VEHICLES 122	COM. TRAILERS 123	MOTOR VEHICLES 124	MOTOR VEH. PARTS 125	RLY. ROLLING STOCK 126	SHIPS & BOATS 127	OTHER VEHICLES 128
PLASTIC RESIN MFG 91	.007090	.007064	.006478	.006884	.007734	.004758	.005711	.014640
PHARMACEUTICAL 92	.000764	.000762	.000716	.000754	.000810	.000564	.000545	.000641
PAINT & VARNISH 93	.014006	.013924	.011842	.013355	.005803	.007197	.007477	.007691
SOAPS & CLEANERS 94	.002129	.002121	.001998	.002103	.002285	.001569	.001521	.001806
TOILET PREP. MFG. 95	.000254	.000253	.000231	.000249	.000218	.000165	.000163	.000213
OTH. CHEMICALS IND 96	.032149	.031959	.027650	.030864	.022128	.017013	.017665	.033776
MISC. MFG. IND. 97	.021218	.021136	.019112	.020254	.024041	.012891	.023444	.148430
CONSTRUCTION 98	.020473	.020432	.019796	.020247	.022439	.017772	.017345	.017529
WH. & RETAIL TRADE 99	.090010	.089718	.083151	.087680	.084100	.067534	.067784	.067743
TRANSP. & STORAGE 100	.071734	.071439	.065407	.069853	.060392	.049254	.048460	.049386
COMMUNICATIONS 101	.019589	.019561	.018872	.019428	.016767	.016851	.016364	.018463
UTILITIES 102	.025223	.025291	.027171	.026074	.032551	.031619	.030479	.029887
FIN. INSUR. RL. EST 103	.029627	.029724	.031583	.030446	.030122	.035992	.036235	.038585
HEALTH & EDUCATION 104	.000000	.000000	.000000	.000000	.000000	.000000	.000000	.000000
BUSINESS SERVICE 105	.015344	.015264	.013400	.014758	.009216	.008638	.008373	.009603
HOTEL, RESTAURANT 106	.016821	.016730	.014475	.016151	.009671	.009142	.008650	.011564
OTHER SERVICES 107	.022573	.022470	.020530	.022270	.018855	.014639	.014178	.015458
OFFICE SUPPLIES 108	.008306	.008297	.008066	.008264	.006962	.007483	.007591	.009283
ADVTG. AND TRAVEL 109	.053176	.052883	.045653	.051029	.030042	.028568	.026982	.036442
OPERATING SUPPL. 110	.071407	.071203	.069273	.071419	.090493	.058272	.055172	.060169
NON-COMP. IMPORTS 111	.005880	.005830	.004612	.005377	.002126	.002005	.002258	.005149
BAL. PAYMENT ADJ. 112	.000000	.000000	.000000	.000000	.000000	.000000	.000000	.000000
COMMODITY TAXES 113	.009023	.009014	.008851	.009031	.008659	.008357	.008299	.008570
SUBSIDIES 114	-.006510	-.006500	-.006454	-.006537	-.007072	-.005779	-.005670	-.005767
INDIR. TX + GOV. SER 115	.033002	.032929	.031096	.032380	.025119	.026858	.026656	.027468
WAGES + SALARIES 116	.609780	.611156	.636866	.615789	.664054	.712424	.718414	.691487
NET-INC. UNINCORP 117	.030412	.030357	.029130	.030378	.026319	.026534	.026091	.028558
SURPLUS 118	.318413	.317214	.295899	.313581	.280795	.229601	.223952	.244535
SUB TOT (111-118) 119	1.000000	1.000000	1.000000	1.000000	1.000000	1.000000	1.000000	1.000000

TABLE 15 IMPACT TABLE WITHOUT IMPORT LEAKAGES - AGGREGATION L (SEE CHAPTER 4)

COMMODITY (COLUMNS)	SHIP REPAIR	SMALL ELEC. APPLIANCES	REFRIG. & FREEZERS	STOVES & RANGES	OTH. DOMESTIC APPLIANCES	COMMUN. EQUIPMENT	ELEC. WIRE & CABLE	ELEC. IND. EQ.
INDUSTRY (ROWS)	129	130	131	132	133	134	135	136
NET EXPORTS	.0	1.0	1.6	1.0	2.8	30.4	10.5	15.0
RE-EXPORTS	-.0	.1	.1	.1	.2	3.0	.1	2.6
IMPORTS	.0	-25.1	-33.2	-9.9	-36.8	-115.9	-8.7	-89.3
INVENTORY CHANGE	.0	2.3	.6	.5	.7	10.1	5.1	.8
OTH. FINAL DEMAND	47.1	62.6	86.0	48.3	96.4	166.5	4.4	154.2
AGRICULTURE 1	.007582	.011063	.010943	.010998	.010960	.008229	.008051	.008467
FORESTRY 2	.007567	.007438	.007582	.007555	.007493	.005266	.005003	.005723
FISHING, HUNTING 3	.000206	.000298	.000299	.000301	.000301	.000214	.000208	.000235
IRON MINES 4	.014609	.015721	.014389	.014764	.014736	.003508	.003168	.008621
BASE METAL MINES 5	.022556	.026059	.024919	.025330	.025438	.059090	.063696	.029727
URANIUM MINES 6	.001916	.002237	.002147	.002183	.002193	.005188	.005596	.002567
OTHER METAL MINES 7	.000284	.000686	.000655	.000537	.000607	.000838	.000745	.000825
COAL MINES 8	.011049	.011580	.010854	.011100	.011112	.004787	.004651	.008226
PETROLEUM, NAT. GAS 9	.011213	.012209	.011957	.012075	.012096	.009510	.009506	.009743
ASBESTOS MINES 10	.000466	.000324	.000286	.000290	.000291	.000180	.000178	.000235
AO NON-METAL MINE 11	.002983	.003845	.003755	.003820	.003924	.002679	.002662	.003056
MEAT PROCESSORS 12	.001713	.002836	.002905	.002922	.002896	.001925	.001853	.002110
POULTRY PROCESSOR 13	.000176	.000281	.000286	.000289	.000287	.000179	.000172	.000216
DAIRY FACTORIES 14	.001168	.001987	.002031	.002048	.002032	.001285	.001235	.001520
PROCESS CHEESE 15	.000098	.000148	.000151	.000153	.000152	.000100	.000097	.000117
FISH PROD. IND. 16	.000198	.000307	.000311	.000311	.000311	.000209	.000201	.000242
FRUIT & VEG. CANNERS 17	.000510	.000894	.000915	.000922	.000915	.000579	.000556	.000693
FEED MILLS 18	.000865	.001208	.001186	.001193	.001188	.000873	.000858	.000920
FLOUR MILLS 19	.000313	.000497	.000502	.000506	.000503	.000346	.000337	.000384
BREAKFAST CEREAL 20	.000035	.000065	.000066	.000067	.000066	.000040	.000039	.000048
BISCUIT MFG. 21	.000103	.000191	.000197	.000198	.000196	.000121	.000115	.000144
BAKERIES 22	.000493	.000870	.000892	.000899	.000892	.000560	.000537	.000671
CONFECTIONERY MFG 23	.000072	.000120	.000123	.000124	.000123	.000073	.000075	.000088
SUGAR REFINERIES 24	.000195	.000345	.000352	.000354	.000352	.000227	.000218	.000267
VEG. OIL MILLS 25	.001085	.001562	.001488	.001490	.001515	.001421	.001411	.001180
MISC. FOOD IND. 26	.000838	.001367	.001393	.001403	.001399	.000966	.000939	.001045
SOFT DRINKS MFG. 27	.000324	.000622	.000642	.000647	.000640	.000380	.000362	.000461
DISTILLERIES 28	.000294	.000693	.000693	.000697	.000689	.000416	.000396	.000454
BREWERY & WINERY 29	.000551	.001261	.001323	.001331	.001311	.000741	.000698	.000867
LEAF TOBACCO PROD 30	.000014	.000018	.000019	.000019	.000019	.000012	.000011	.000013
TOBACCO PROD. MFG. 31	.000022	.000026	.000026	.000027	.000027	.000016	.000016	.000019
RUBBER FOOTWEAR 32	.000155	.000150	.000159	.000163	.000159	.000178	.000173	.000117
TIRE & TUBE MFG. 33	.005363	.004485	.004471	.004520	.004602	.004484	.004395	.004139
OTH. RUBBER IND. 34	.012051	.010150	.010771	.011040	.014788	.012717	.012353	.008283
LEATHER TANNERIES 35	.000733	.000209	.000208	.000187	.000198	.000119	.000090	.000191
SHOE FACTORIES 36	.000035	.000038	.000037	.000037	.000037	.000031	.000030	.000035
GLOVE & LUGGAGE 37	.000193	.000357	.000363	.000354	.000356	.000289	.000266	.000302
COTTON YARN & CLOTH 38	.004285	.003831	.003814	.003779	.003896	.005442	.005420	.004504
WOOL YARN & CLOTH 39	.001143	.000531	.000539	.000540	.000579	.000510	.000494	.000436
SYN. TEXTILE MILLS 40	.002208	.002872	.002829	.002776	.002862	.004914	.004887	.002776

TABLE 15 IMPACT TABLE WITHOUT IMPORT LEAKAGES - AGGREGATION L (SEE CHAPTER 4)

TABLE 15 IMPACT TABLE WITHOUT IMPORT LEAKAGES - AGGREGATION L (SEE CHAPTER 4)

COMMODITY (COLUMNS)	SHIP REPAIR	SMALL ELEC. APPLIANCES	REFRIG. & FREEZERS	STOVES & RANGES	OTH. DOMESTIC APPLIANCES	COMMUN. EQUIPMENT	ELEC. WIRE & CABLE	ELEC. IND. EQ.
INDUSTRY (ROWS)	129	130	131	132	133	134	135	136
CARPET, MAT, RUG 41	.000035	.000044	.000042	.000042	.000043	.000033	.000032	.000043
LINOL. & COATED FAB 42	.001452	.001047	.001069	.001072	.001063	.001134	.001100	.000777
TEXTILE BAG & CANVAS 43	.001905	.000488	.000493	.000497	.000497	.000377	.000369	.000339
OTH. TEXTILE IND. 44	.002553	.002472	.002488	.002477	.002565	.003141	.003119	.002756
HOSIERY MILLS 45	.000011	.000012	.000012	.000012	.000012	.000012	.000012	.000009
OTHER KNITTING 46	.000141	.000132	.000131	.000126	.000132	.000125	.000117	.000126
CLOTHING IND. 47	.000573	.000644	.000632	.000635	.000656	.000560	.000548	.000555
SAWMILLS 48	.010076	.003965	.003968	.003888	.003934	.002539	.002317	.003431
VENEER & PLYWOOD 49	.002332	.000874	.000876	.000864	.000857	.000785	.000744	.000782
SASH & DOOR & PLANING 50	.001057	.000926	.000955	.000961	.000950	.000554	.000534	.000694
OTHER WOOD IND. 51	.001722	.004261	.004210	.004180	.004138	.002564	.002479	.002992
HOUSE FURNITURE 52	.000944	.001527	.001402	.001500	.001370	.001493	.000475	.001877
OTH. FURNITURE IND 53	.001671	.006605	.006546	.006730	.006403	.000814	.000430	.002914
PULP & PAPER MILLS 54	.008615	.019740	.020385	.020400	.020092	.014764	.014165	.014610
ASPHALT ROOFING 55	.000380	.000442	.000447	.000450	.000446	.000487	.000484	.000425
PAPER BOX & BAG MFG 56	.003963	.020833	.022042	.022442	.021715	.007981	.007506	.008055
AO PAPER CONVERT. 57	.002019	.004519	.004626	.004663	.004603	.003845	.003016	.003087
PRINT-PUBLISHING 58	.013292	.026795	.028072	.027922	.027606	.017470	.016635	.020386
IRON & STEEL MILLS 59	.133365	.143319	.130899	.134346	.134078	.030882	.027701	.038249
STEEL PIPE & TUBE 60	.013753	.005376	.004957	.005019	.005343	.002380	.002270	.003143
IRON FOUNDRIES 61	.008871	.010800	.011186	.011498	.011929	.002627	.002449	.009732
SMELTING & REFINING 62	.051558	.060160	.057568	.058519	.058782	.142954	.154276	.070165
ALUM. ROLL. CAST. 63	.010691	.019797	.018985	.019341	.019021	.038541	.049474	.017842
COPPER ROLL. CAST 64	.005388	.013341	.013283	.013341	.013384	.085915	.091076	.024270
METAL ROLL. CAST. 65	.004191	.009025	.009210	.009418	.009270	.008227	.008304	.005221
BOILER & PLATEWORKS 66	.007242	.007142	.007702	.007899	.007861	.001108	.000989	.003169
FABR. STRUCT. METAL 67	.010064	.012330	.012723	.013096	.013486	.003183	.003015	.004714
ORN. & ARCH. METAL 68	.003327	.005119	.005390	.005509	.005460	.001882	.001819	.004006
METAL STAMPING 69	.013771	.123311	.054118	.055190	.054924	.022028	.018439	.045018
WIRE & PROD. MFG. 70	.015162	.015935	.016428	.016781	.016634	.011256	.011206	.011935
HARDWARE & CUTLERY 71	.006727	.024963	.026038	.026854	.025517	.003085	.002567	.006084
OTHER METAL IND 72	.035432	.067042	.058459	.063816	.076322	.011971	.010834	.030964
AO MACHINERY MFG. 73	.034274	.052003	.049405	.050448	.076489	.011395	.010373	.028911
REFRIG. & STORE MCH 74	.008066	.025752	.054889	.027461	.026342	.005101	.005073	.006692
AIRCRAFT & PARTS 75	.002490	.005131	.004409	.004489	.004431	.011700	.002242	.002634
MOTOR VEH. MFG. 76	.002644	.003859	.003897	.003977	.004014	.001443	.001382	.005878
VEHICLE PARTS MFG 77	.013163	.024364	.014319	.014581	.018944	.007505	.007158	.034101
OTH. TRANSP. EQ. IND 78	1.087608	.004337	.004578	.004677	.004647	.001565	.001524	.002877
ELEC. APPLIANCE 79	.003557	.890701	1.021562	1.051034	.996317	.005946	.002039	.022899
COM. EQ. & WIRE MFG. 80	.028332	.031468	.026958	.026631	.025422	1.027061	1.097812	.110742
ELEC. INDUST. EQ. 81	.009264	.068165	.055008	.056039	.055783	.043816	.028274	.900568
OTH. ELEC. PROD. IND 82	.011862	.023032	.013181	.016977	.013003	.057257	.012481	.060477
CEMENT & LIME MFG. 83	.001007	.000928	.000890	.000901	.000907	.000667	.000665	.000711
CONCRETE & GYPSUM 84	.001095	.001140	.001134	.001138	.001149	.000880	.000869	.000957
CLAY, STONE & REFRAC 85	.004293	.004397	.004010	.004103	.004120	.002910	.002782	.010364
GLASS & PROD. MFG. 86	.004248	.003282	.002902	.002867	.002823	.008395	.007991	.003688
OTH. NON-METAL MIN 87	.007757	.004135	.003143	.003197	.003193	.002763	.002765	.003548
PETR. PROD. IND. 88	.014940	.015610	.015292	.015425	.015436	.011842	.011712	.012823
EXPLOSIVES & AMMUN. 89	.001016	.001201	.001143	.001154	.001164	.001337	.002721	.001061
MIXED FERTILIZER 90	.000302	.000401	.000390	.000393	.000393	.000278	.000291	.000297

TABLE 15 IMPACT TABLE WITHOUT IMPORT LEAKAGES - AGGREGATION L (SEE CHAPTER 4)

COMMODITY(COLUMNS) INDUSTRY(ROWS)	SHIP REPAIR 129	SMALL ELEC. APPLIANCES 130	REFRIG. & FREEZERS 131	STOVES & RANGES 132	OTH.DOMESTIC APPLIANCES 133	COMMUN. EQUIPMENT 134	ELEC. WIRE & CABLE 135	ELEC. IND. EQ. 136
PLASTIC RESIN MFG91	.004961	.008143	.007510	.006921	.007273	.023945	.023827	.009996
PHARMACEUTICAL 92	.000528	.000715	.000703	.000708	.000710	.000589	.000580	.000657
PAINT & VARNISH 93	.007439	.011177	.011265	.011426	.011182	.006523	.006376	.006420
SDAPS & CLEANERS 94	.001469	.001978	.001926	.001937	.001949	.001771	.001753	.001830
TOILET PREP.MFG. 95	.000155	.003175	.000316	.000318	.000315	.000134	.000177	.000257
OTH.CHEMICALS IND96	.016316	.027648	.027248	.027126	.027665	.032036	.032159	.023340
MISC. MFG.IND. 97	.012563	.046582	.043575	.032677	.039002	.027451	.015827	.060548
CONSTRUCTION 98	.017217	.017934	.017899	.017971	.018009	.017091	.017196	.015493
WH.&RETAIL TRADE 99	.065940	.083953	.077999	.078878	.078577	.054717	.053808	.062834
TRANSP.& STORAGE100	.047727	.058721	.058511	.059223	.058890	.044322	.043456	.044502
COMMUNICATIONS 101	.015779	.024191	.024835	.024958	.024911	.018872	.018499	.021149
UTILITIES 102	.030706	.030077	.029687	.030181	.030139	.024082	.024336	.024023
FIN.INSUR.RL. EST103	.035750	.044730	.046536	.045400	.045069	.049331	.049409	.042564
HEALTH&EDUCATION104	.000000	.000000	.000000	.000000	.000000	.000000	.000000	.000000
BUSINESS SERVICE105	.008061	.015550	.016515	.016739	.016489	.010342	.010018	.014462
HOTEL,RESTAURANT106	.008165	.019748	.020761	.020910	.020586	.010444	.009711	.012956
OTHER SERVICES 107	.013629	.020938	.020338	.020541	.020501	.015839	.015612	.016470
OFFICE SUPPLIES 108	.007372	.009160	.009116	.009025	.009080	.010242	.010132	.010795
ADVTG.AND TRAVEL109	.025420	.062887	.066172	.066642	.065594	.032931	.030559	.041066
OPERATING SUPPL.110	.053657	.067172	.065225	.065843	.066307	.058410	.057775	.068196
NON-COMP. IMPORTS111	.002098	.002454	.002516	.002520	.002677	.002364	.002308	.002083
BAL.PAYMENT, ADJ.112	.000000	.000000	.000000	.000000	.000000	.000000	.000000	.000000
COMMODITY TAXES 113	.008218	.009202	.009145	.009186	.009163	.007884	.007771	.007855
SUBSIDIES 114	-.005585	-.006783	-.006589	-.006668	-.006660	-.004243	-.004148	-.005215
INDIR.TX+GOV.SER115	.026344	.032075	.032583	.032771	.032641	.025916	.025733	.030496
WAGES + SALARIES116	.724107	.654485	.656566	.659904	.659777	.657123	.656601	.695047
NET-INC.UNINCORP117	.025312	.032021	.031521	.031550	.031533	.023346	.022724	.025974
SURPLUS 118	.219507	.276546	.274256	.270737	.270869	.287610	.289011	.243760
SUB TOT(111-118)119	1.000000	1.000000	1.000000	1.000000	1.000000	1.000000	1.000000	1.000000

TABLE 15 IMPACT TABLE WITHOUT IMPORT LEAKAGES - AGGREGATION L (SEE CHAPTER 4)

TABLE 15 IMPACT TABLE WITHOUT IMPORT LEAKAGES - AGGREGATION L (SEE CHAPTER 4)

COMMODITY (COLUMNS) SHIP REPAIR SMALL ELEC. APPLIANCES REFRIG. & FREEZERS STOVES & RANGES OTH. DOMESTIC APPLIANCES COMMUN. EQUIPMENT ELEC. WIRE & CABLE ELEC. IND. EQ.

TABLE 15 IMPACT TABLE WITHOUT IMPORT LEAKAGES - AGGREGATION L (SEE CHAPTER 4)

COMMODITY (COLUMNS)	RADIO & T.V. EQ.	BATTERIES	LIGHT BULBS & FIXTURES	OTHER ELEC. EQUIPMENT	CEMENT	LIME	PLASTER & GYPSUM	CONCRETE PROD.
INDUSTRY (ROWS)	137	138	139	140	141	142	143	144
NET EXPORTS	2.1	.5	1.0	2.1	3.7	.5	.1	.6
RE-EXPORTS	.6	.0	.2	.3	.0	-.0	.0	.0
IMPORTS	-33.3	-6.4	-32.7	-19.3	-1.9	-1.0	-.5	-1.3
INVENTORY CHANGE	1.6	.2	.4	.2	.8	.1	.7	2.3
OTH. FINAL DEMAND	119.0	19.6	28.2	12.1	.0	.0	.0	.0
AGRICULTURE 1	.010520	.010321	.010278	.010185	.009941	.010395	.012131	.011895
FORESTRY 2	.007278	.007294	.007393	.006910	.007035	.006950	.009696	.009658
FISHING, HUNTING 3	.000278	.000280	.000280	.000267	.000359	.000385	.000635	.000629
IRON MINES 4	.005716	.005857	.006216	.006261	.001366	.001482	.003278	.003247
BASE METAL MINES 5	.033403	.032501	.032140	.039089	.003718	.004007	.008077	.008010
URANIUM MINES 6	.002904	.002824	.002791	.003405	.000305	.000351	.000700	.000693
OTHER METAL MINES 7	.000480	.000455	.000566	.000464	.000217	.000219	.000238	.000238
COAL MINES 8	.005813	.005950	.006228	.006265	.051067	.044023	.014344	.014899
PETROLEUM, NAT. GAS 9	.010544	.010517	.010892	.010592	.023125	.025639	.023425	.023390
ASBESTOS MINES 10	.000154	.000155	.000162	.000167	.000418	.000172	.000624	.000620
AD NON-METAL MINE 11	.003226	.003257	.003811	.003252	.012587	.134623	.085805	.087156
MEAT PROCESSORS 12	.002757	.002775	.002753	.002597	.002549	.002578	.002801	.002776
POULTRY PROCESSOR 13	.000257	.000260	.000258	.000246	.000281	.000278	.000304	.000303
DAIRY FACTORIES 14	.001906	.001921	.001896	.001811	.001899	.001891	.002139	.002124
PROCESS CHEESE 15	.000139	.000140	.000139	.000133	.000145	.000145	.000180	.000180
FISH PROD. IND. 16	.000283	.000285	.000285	.000271	.000296	.000312	.000339	.000334
FRUIT & VEG. CANNERS 17	.000870	.000879	.000868	.000825	.000891	.000877	.001002	.000998
FEED MILLS 18	.001113	.001094	.001092	.001083	.001089	.001135	.001389	.001367
FLOUR MILLS 19	.000490	.000490	.000485	.000468	.000459	.000493	.000602	.000597
BREAKFAST CEREAL 20	.000064	.000064	.000063	.000060	.000056	.000056	.000075	.000075
BISCUIT MFG. 21	.000188	.000190	.000187	.000177	.000173	.000170	.000191	.000190
BAKERIES 22	.000851	.000860	.000847	.000806	.000841	.000826	.000912	.000909
CONFECTIONERY MFG 23	.000111	.000112	.000111	.000106	.000109	.000111	.000152	.000150
SUGAR REFINERIES 24	.000337	.000340	.000336	.000320	.000335	.000336	.000396	.000394
VEG. OIL MILLS 25	.001573	.001589	.001581	.001504	.001022	.001419	.001456	.001242
MISC. FOOD IND. 26	.001297	.001309	.001295	.001237	.001218	.001334	.002997	.002968
SOFT DRINKS MFG. 27	.000617	.000623	.000611	.000579	.000525	.000515	.000581	.000579
DISTILLERIES 28	.000734	.000741	.000719	.000673	.000313	.000381	.000456	.000442
BREWERY & WINERY 29	.001314	.001328	.001280	.001214	.000559	.000559	.001147	.001131
LEAF TOBACCO PROC 30	.000015	.000015	.000015	.000014	.000015	.000016	.000019	.000019
TOBACCO PROD. MFG. 31	.000018	.000019	.000019	.000018	.000022	.000022	.000027	.000027
RUBBER FOOTWEAR 32	.000302	.000306	.000289	.000263	.000043	.000043	.000059	.000058
TIRE & TUBE MFG. 33	.005719	.006559	.005691	.005319	.005860	.005746	.005953	.005952
OTH. RUBBER IND. 34	.022174	.022525	.021134	.019254	.002147	.002198	.003691	.003617
LEATHER TANNERIES 35	.000182	.000183	.000202	.000165	.000081	.000080	.000116	.000116
SHOE FACTORIES 36	.000034	.000034	.000035	.000033	.000062	.000061	.000062	.000062
GLOVE & LUGGAGE 37	.000474	.000477	.000471	.000427	.000171	.000174	.000419	.000415
COTTON YARN & CLOTH 38	.004837	.005047	.004848	.004722	.003369	.003192	.003914	.003904
WOOL YARN & CLOTH 39	.000709	.000736	.000707	.000657	.000372	.000371	.000508	.000505
SYN. TEXTILE MILLS 40	.004817	.005142	.004913	.004443	.001506	.001519	.001760	.001742

TABLE 15 IMPACT TABLE WITHOUT IMPORT LEAKAGES - AGGREGATION L (SEE CHAPTER 4)

COMMODITY(COLUMNS)	RADIO & T.V. EQ.	BATTERIES	LIGHT BULBS & FIXTURES	OTHER ELEC. EQUIPMENT	CEMENT	LIME	PLASTER & GYPSUM	CONCRETE PRDD.
INDUSTRY(ROWS)	137	138	139	140	141	142	143	144
CARPET, MAT, RUG 41	.000035	.000127	.000037	.000035	.000036	.000036	.000041	.000041
LINOL. & COATED FAB 42	.001549	.001685	.001581	.001386	.000536	.000536	.000555	.000554
TEXTILE BAG & CANVAS 43	.000499	.000503	.000502	.000466	.000572	.000715	.000553	.000551
OTH. TEXTILE IND. 44	.002856	.003043	.002870	.002812	.001946	.001911	.001848	.001848
HOSIERY MILLS 45	.000011	.000011	.000011	.000011	.000009	.000010	.000011	.000011
OTHER KNITTING 46	.000158	.000168	.000163	.000148	.000089	.000089	.000103	.000103
CLOTHING IND. 47	.000691	.000689	.000678	.000666	.000662	.000655	.000727	.000727
SAWMILLS 48	.004139	.004156	.004275	.003929	.002762	.002724	.003093	.003091
VENEER & PLYWOOD 49	.001254	.001257	.001293	.001178	.000504	.000550	.001641	.001627
SASH & DOOR & PLANING 50	.000767	.000772	.000782	.000749	.000581	.000599	.000821	.000818
OTHER WOOD IND. 51	.002312	.002298	.002520	.002422	.001010	.001471	.001420	.001420
HOUSE FURNITURE 52	.022109	.022295	.020862	.017797	.000288	.000291	.000334	.000334
OTH. FURNITURE IND 53	.003499	.003309	.006240	.004918	.000287	.000289	.000401	.000400
PULP & PAPER MILLS 54	.018936	.018958	.019073	.017896	.020688	.020500	.030967	.030815
ASPHALT ROOFING 55	.000597	.000600	.000586	.000561	.000270	.000311	.000503	.000496
PAPER BOX & BAG MFG 56	.015120	.015182	.015653	.013660	.033634	.032306	.016031	.016303
AD PAPER CONVERT. 57	.004096	.004210	.004137	.003832	.003988	.003944	.003995	.003977
PRINT-PUBLISHING 58	.027545	.027706	.026908	.025825	.013252	.013236	.017963	.017756
IRON & STEEL MILLS 59	.051496	.052807	.056106	.056456	.011138	.012059	.028737	.028447
STEEL PIPE & TUBE 60	.002483	.002626	.002940	.002492	.001472	.001492	.001715	.001712
IRON FOUNDRIES 61	.003660	.003877	.004390	.012551	.001204	.001383	.002155	.002148
SMELTING & REFINING 62	.079687	.077460	.076511	.093517	.007124	.008277	.017205	.017024
ALUM. ROLL. CAST. 63	.017537	.016869	.016566	.032406	.001252	.001306	.002185	.002163
COPPER ROLL. CAST 64	.024936	.023085	.022783	.026421	.001257	.001293	.001550	.001548
METAL ROLL. CAST. 65	.010241	.010335	.010146	.009278	.000821	.000874	.001221	.001200
BOILER & PLATEWORKS 66	.001216	.001232	.001355	.001469	.000733	.000766	.000828	.000827
FABR. STRUCT. METAL 67	.003735	.003786	.004022	.004023	.001816	.001894	.002999	.002986
ORN. & ARCH. METAL 68	.001904	.001942	.002033	.002185	.000770	.000785	.001102	.001098
METAL STAMPING 69	.015799	.016009	.017309	.030964	.004331	.005104	.005397	.005084
WIRE & PROD. MFG. 70	.010446	.011051	.011324	.010376	.007425	.007593	.029102	.028863
HARDWARE & CUTLERY 71	.006893	.007054	.006889	.008060	.004722	.004660	.004652	.004666
OTHER METAL IND 72	.014656	.014041	.023277	.020765	.005924	.006153	.007838	.007818
AD MACHINERY MFG. 73	.011606	.011784	.012481	.012790	.016816	.017980	.017141	.017206
REFRIG. & STORE MCH 74	.004000	.004070	.004046	.004738	.002476	.002457	.002593	.002587
AIRCRAFT & PARTS 75	.003525	.003554	.003455	.003318	.001132	.001314	.001691	.001684
MOTOR VEH. MFG. 76	.002208	.034980	.002690	.001919	.001853	.001860	.002020	.002022
VEHICLE PARTS MFG 77	.045301	.052431	.079293	.013896	.010663	.010510	.011214	.011235
OTH. TRANSP. EQ. IND 78	.001723	.001763	.002182	.001829	.001449	.001481	.002031	.002025
ELEC. APPLIANCE 79	.006912	.007066	.007070	.021475	.001072	.001096	.001135	.001135
COM. EQ. & WIRE MFG. 80	.226737	.201636	.190188	.236817	.004432	.004438	.006104	.006090
ELEC. INDUSTR. EQ. 81	.041122	.041053	.053050	.164075	.003030	.003022	.003227	.003239
OTH. ELEC. PRDD. IND 82	.975166	.985779	.919560	.782186	.004843	.004810	.004911	.004919
CEMENT & LIME MFG. 83	.000722	.000728	.000866	.000732	.992106	.819000	.173294	.185315
CONCRETE & GYPSUM 84	.000909	.000914	.000947	.000916	.002099	.018290	1.007409	.995612
CLAY, STONE & REFRAC 85	.003118	.003149	.003707	.004166	.004833	.004208	.002693	.003472
GLASS & PRDD. MFG. 86	.016974	.017612	.044151	.014216	.000997	.001018	.001289	.001282
OTH. NON-METAL MIN 87	.002031	.002036	.002143	.002287	.007331	.001874	.010724	.010651
PETR. PROD. IND. 88	.014045	.014009	.014519	.013948	.026862	.031806	.034567	.034422
EXPLOSIVES & AMMUN. 89	.001110	.001103	.001140	.001180	.001307	.003945	.002758	.002787
MIXED FERTILIZER 90	.000349	.000346	.000359	.000341	.000288	.000377	.000391	.000386

TABLE 15 IMPACT TABLE WITHOUT IMPORT LEAKAGES - AGGREGATION L (SEE CHAPTER 4)

TABLE 15 IMPACT TABLE WITHOUT IMPORT LEAKAGES - AGGREGATION L (SEE CHAPTER 4)

COMMODITY (COLUMNS)	RADIO & T.V. EQ.	BATTERIES	LIGHT BULBS & FIXTURES	OTHER ELEC. EQUIPMENT	CEMENT	LIME	PLASTER & GYPSUM	CONCRETE PROD.
INDUSTRY (ROWS)	137	138	139	140	141	142	143	144
PLASTIC RESIN MFG 91	.022604	.022288	.021851	.019859	.002867	.003382	.003877	.003478
PHARMACEUTICAL 92	.000665	.000669	.000687	.000655	.001247	.001286	.001226	.001226
PAINT & VARNISH 93	.007951	.008249	.007867	.007703	.004739	.004775	.011327	.005436
SOAPS & CLEANERS 94	.001913	.001925	.001960	.001876	.003264	.003310	.003309	.003264
TOILET PREP. MFG. 95	.000225	.000227	.000229	.000226	.000314	.000311	.000359	.000356
OTH. CHEMICALS IND 96	.038873	.039166	.039456	.035822	.020948	.074072	.033567	.032519
MISC. MFG. IND. 97	.025513	.024196	.034582	.022700	.012756	.012194	.012504	.012503
CONSTRUCTION 98	.017428	.017476	.017646	.017318	.020953	.021085	.025207	.025153
WH. & RETAIL TRADE 99	.072183	.065083	.065312	.073484	.073974	.074653	.093770	.093572
TRANSP. & STORAGE 100	.063660	.064558	.063768	.060266	.068350	.068890	.136744	.135874
COMMUNICATIONS 101	.023286	.023214	.022818	.022707	.014454	.014571	.019294	.019170
UTILITIES 102	.023848	.023830	.024525	.024623	.081222	.075067	.040215	.040852
FIN. INSUR. RL. EST 103	.051678	.050993	.050304	.050233	.040046	.040488	.040540	.040478
HEALTH & EDUCATION 104	.000000	.000000	.000000	.000000	.000000	.000000	.000000	.000000
BUSINESS SERVICE 105	.014536	.014709	.014266	.014453	.009156	.009128	.012373	.012270
HOTEL, RESTAURANT 106	.020497	.020740	.019959	.018793	.008696	.008573	.012102	.011925
OTHER SERVICES 107	.017796	.018011	.017872	.017582	.024032	.024050	.031689	.031584
OFFICE SUPPLIES 108	.009747	.009626	.009586	.009809	.005446	.005621	.008229	.008175
ADVTG. AND TRAVEL 109	.065437	.066213	.063673	.059925	.026893	.026474	.037295	.036729
OPERATING SUPPL. 110	.060493	.060795	.063168	.061122	.142804	.138912	.131412	.131984
NON-COMP. IMPORTS 111	.002861	.002976	.002830	.002670	.001734	.001738	.002205	.002194
BAL. PAYMENT ADJ. 112	.000000	.000000	.000000	.000000	.000000	.000000	.000000	.000000
COMMODITY TAXES 113	.008935	.008886	.008885	.008758	.012545	.013261	.018707	.018660
SUBSIDIES 114	-.005444	-.005413	-.005440	-.005424	-.014808	-.013360	-.009267	-.009352
INDIR. TX + GOV. SER 115	.028122	.028243	.028057	.028641	.033704	.035155	.038272	.038239
WAGES + SALARIES 116	.634470	.633531	.636682	.641692	.424989	.438026	.570637	.568429
NET-INC. UNINCORP 117	.030624	.029992	.029885	.029967	.025813	.028848	.041130	.040890
SURPLUS 118	.300433	.301785	.299101	.293694	.516023	.496331	.338315	.340940
SUB TOT (111-118) 119	1.000000	1.000000	1.000000	1.000000	1.000000	1.000000	1.000000	1.000000

TABLE 15 IMPACT TABLE WITHOUT IMPORT LEAKAGES - AGGREGATION L (SEE CHAPTER 4)

COMMODITY (COLUMNS)	CLAY REFRACTORIES PRODUCTS	STONE PRODUCTS	GLASS & GLASS PROD.	MIN. WOOL & INSUL.	ASBESTOS PROD.	OTH. MINERAL PROD.	GASOLINE	
INDUSTRY (ROWS)	145	146	147	148	149	150	151	152
NET EXPORTS	1.3	4.5	.1	1.2	.1	.8	27.5	2.2
RE-EXPORTS	.1	.1	.0	.4	.0	.1	.1	-.0
IMPORTS	-42.7	-17.5	-4.9	-63.9	-.8	-6.9	-12.9	-13.9
INVENTORY CHANGE	1.7	1.1	.4	4.8	.1	-.0	.3	-2.3
OTH. FINAL DEMAND	22.2	.0	5.8	30.5	.0	2.4	1.7	267.7
AGRICULTURE 1	.012996	.010237	.010149	.010480	.010124	.010180	.010269	.011977
FORESTRY 2	.006809	.006897	.007036	.008618	.007902	.008138	.007859	.003565
FISHING, HUNTING 3	.000361	.000359	.000354	.000306	.000335	.000321	.000328	.000237
IRON MINES 4	.003080	.003253	.003051	.002060	.001842	.001702	.001883	.002220
BASE METAL MINES 5	.023271	.025464	.029487	.008447	.052624	.055235	.053463	.004949
URANIUM MINES 6	.000678	.000712	.000742	.000697	.000950	.000943	.001017	.000382
OTHER METAL MINES 7	.000214	.000221	.000223	.000304	.000254	.000243	.000249	.000390
COAL MINES 8	.018063	.019574	.017928	.004329	.007419	.006903	.007037	.003366
PETROLEUM, NAT. GAS 9	.025934	.026888	.025642	.022347	.018485	.018611	.018156	.610466
ASBESTOS MINES 10	.000573	.001203	.007273	.000310	.043765	.046829	.043964	.000236
AO NON-METAL MINE 11	.053496	.058598	.055817	.023677	.037664	.034607	.033677	.003649
MEAT PROCESSORS 12	.002618	.002621	.002580	.002506	.002370	.002415	.002402	.001525
POULTRY PROCESSOR 13	.000285	.000286	.000281	.000239	.000251	.000248	.000251	.000160
DAIRY FACTORIES 14	.002017	.001991	.001959	.001652	.001772	.001757	.001777	.001130
PROCESS CHEESE 15	.000147	.000150	.000148	.000129	.000136	.000133	.000135	.000085
FISH PROD. IND. 16	.000309	.000308	.000301	.000281	.000278	.000276	.000280	.000207
FRUIT & VEG. CANNERS 17	.000908	.000920	.000907	.000755	.000818	.000810	.000819	.000508
FEED MILLS 18	.001394	.001125	.001115	.001140	.001102	.001103	.001109	.001188
FLOUR MILLS 19	.000520	.000492	.000505	.000454	.000608	.000616	.000614	.000530
BREAKFAST CEREAL 20	.000061	.000061	.000060	.000050	.000057	.000057	.000057	.000036
BISCUIT MFG. 21	.000184	.000185	.000183	.000150	.000168	.000167	.000169	.000111
BAKERIES 22	.000870	.000880	.000866	.000718	.000778	.000773	.000781	.000484
CONFECTIONERY MFG 23	.000111	.000112	.000111	.000103	.000108	.000106	.000107	.000067
SUGAR REFINERIES 24	.000352	.000349	.000344	.000297	.000317	.000314	.000318	.000215
VEG. OIL MILLS 25	.001165	.001267	.001251	.001755	.001665	.001749	.001823	.001343
MISC. FOOD IND. 26	.001297	.001327	.001326	.001222	.001422	.001362	.001403	.000992
SOFT DRINKS MFG. 27	.000579	.000581	.000573	.000470	.000520	.000519	.000526	.000317
DISTILLERIES 28	.000486	.000481	.000475	.000409	.000488	.000502	.000524	.000348
BREWERY & WINERY 29	.000886	.000854	.000858	.000606	.000892	.000908	.000909	.000467
LEAF TOBACCO PROD 30	.000018	.000016	.000016	.000016	.000015	.000015	.000015	.000012
TOBACCO PROD. MFG. 31	.000022	.000023	.000023	.000021	.000020	.000020	.000020	.000015
RUBBER FOOTWEAR 32	.000043	.000041	.000041	.000056	.000044	.000045	.000057	.000029
TIRE & TUBE MFG. 33	.004878	.005038	.004979	.004730	.004621	.004528	.004619	.003236
OTH. RUBBER IND. 34	.002501	.002359	.002493	.002495	.003593	.014945	.053967	.001807
LEATHER TANNERIES 35	.000081	.000080	.000081	.000105	.000086	.000229	.000088	.000057
SHOE FACTORIES 36	.000052	.000054	.000053	.000049	.000046	.000045	.000045	.000036
GLOVE & LUGGAGE 37	.000211	.000206	.000211	.000225	.000248	.001365	.000259	.000133
COTTON YARN & CLOTH 38	.003063	.003217	.005941	.003430	.022360	.024115	.023706	.001579
WOOL YARN & CLOTH 39	.000390	.000334	.000366	.000674	.000567	.000747	.001132	.000208
SYN. TEXTILE MILLS 40	.001747	.001554	.002134	.032118	.005683	.006306	.006670	.001040

TABLE 15 IMPACT TABLE WITHOUT IMPORT LEAKAGES - AGGREGATION L (SEE CHAPTER 4)

FATHER TANNERIES 35	.000081	.000054	.000053	.000049	.000048	.000047	.000259	.000155
SHOE FACTORIES 36	.000052	.000206	.000211	.000225	.000248	.000248	.0002706	.001579
GLOVE & LUGGAGE 37	.000211	.0003217	.005941	.0003430	.022360	.024115	.001132	.000208
COTTON YARN&CLOTH 38	.003063	.000334	.000366	.000674	.000567	.000747	.006670	.001040
WOOL YARN & CLOTH 39	.000390	.001554	.002134	.032118	.005683	.006306		
WYN. TEXTILE MILLS 40	.001747							

TABLE 15 IMPACT TABLE WITHOUT IMPORT LEAKAGES - AGGREGATION L (SEE CHAPTER 4)

COMMODITY (COLUMNS)	CLAY REFRACTORIES	STONE PRODUCTS	GLASS & GLASS PROD.	MIN. WOOL & INSUL.	ASBESTOS PROD.	OTH. MINERAL PROD.	GASOLINE
INDUSTRY (ROWS)	145	146	147	148	149	150	152
CARPET, MAT, RUG 41	.000039	.000040	.000040	.000037	.000042	.000042	.000064
LINOL. & COATED FAB 42	.000488	.000492	.000534	.000838	.000803	.000875	.000466
TEXTILE BAG&CANVAS 43	.000670	.000696	.000784	.000665	.001329	.001397	.000309
OTH. TEXTILE IND. 44	.001676	.001548	.001699	.002242	.002632	.004046	.000960
HOSIERY MILLS 45	.000010	.000010	.000010	.000019	.000015	.000016	.000007
OTHER KNITTING 46	.000099	.000083	.000090	.000148	.000136	.000166	.000062
CLOTHING IND. 47	.000810	.000617	.000638	.000922	.000762	.000845	.000377
SAWMILLS 48	.002401	.002388	.002549	.003523	.003541	.003620	.002355
VENEER & PLYWOOD 49	.000648	.000664	.000681	.000986	.000819	.000827	.000871
SASH&DOOR&PLANING 50	.000691	.000704	.000698	.001119	.000660	.000652	.001114
OTHER WOOD IND. 51	.002419	.002545	.002421	.006230	.001635	.001638	.000866
HOUSE FURNITURE 52	.000491	.000309	.000306	.000618	.000286	.000283	.000270
OTH. FURNITURE IND 53	.000320	.000304	.000303	.003016	.000300	.000293	.000257
PULP&PAPER MILLS 54	.015103	.015147	.016116	.025910	.022504	.023416	.006520
ASPHALT ROOFING 55	.000330	.000390	.000841	.000384	.003596	.014362	.000522
PAPER BOX&BAG MFG 56	.014989	.015575	.016030	.037874	.018706	.019290	.003701
AD PAPER CONVERT. 57	.003350	.003211	.003550	.005058	.005640	.005921	.001810
PRINT-PUBLISHING 58	.021421	.020261	.019931	.014912	.017837	.017975	.012879
IRON&STEEL MILLS 59	.014402	.014959	.014750	.017571	.014664	.013449	.013650
STEEL PIPE & TUBE 60	.001497	.001547	.001518	.001568	.001391	.001314	.003612
IRON FOUNDRIES 61	.001495	.001564	.001574	.001296	.001660	.001591	.001313
SMELTING&REFINING 62	.017480	.018358	.019208	.018310	.025162	.025024	.009480
ALUM. ROLL. CAST. 63	.001588	.001527	.001524	.003887	.001945	.001518	.001286
COPPER ROLL. CAST 64	.001631	.001524	.001561	.001530	.001971	.001772	.001145
METAL ROLL. CAST. 65	.001154	.001142	.001159	.001307	.001436	.001317	.000860
BOILER&PLATEWORKS 66	.000823	.000850	.000823	.000714	.000697	.000637	.000933
FABR. STRUCT. METAL 67	.002937	.003076	.002915	.002363	.002036	.001787	.002368
ORN. & ARCH. METAL 68	.000961	.000988	.000964	.010889	.000848	.000793	.001200
METAL STAMPING 69	.006156	.006397	.006235	.020014	.006264	.006183	.011803
WIRE & PROD. MFG. 70	.006443	.006862	.007762	.007166	.013930	.012892	.004047
HARDWARE&CUTLERY 71	.004026	.004206	.004157	.003962	.003810	.003740	.002613
OTHER METAL IND 72	.006403	.006610	.006451	.005931	.005975	.005299	.005873
AD MACHINERY MFG. 73	.017616	.018606	.017909	.013161	.013501	.012861	.014872
REFRIG. & STORE MCH 74	.002135	.002137	.002214	.003558	.002812	.002747	.003335
AIRCRAFT & PARTS 75	.001490	.001504	.001486	.001177	.023975	.001364	.001840
MOTOR VEH. MFG. 76	.001747	.001826	.001781	.001671	.001511	.001447	.001169
VEHICLE PARTS MFG 77	.009228	.009691	.009466	.014510	.008150	.007735	.006221
OTH. TRANSP. EQ. IND 78	.001566	.001618	.001574	.001296	.001326	.001249	.001924
ELEC. APPLIANCE 79	.001330	.001342	.001285	.001020	.000962	.000896	.000978
COM. EQ. & WIRE MFG. 80	.006976	.005505	.005332	.004797	.004832	.004065	.003685
ELEC. INDUST. EQ. 81	.012523	.013076	.011709	.002864	.002643	.002411	.002114
OTH. ELEC. PROD. IND 82	.013362	.005095	.004918	.007773	.003866	.003714	.003361
CEMENT&LIME MFG. 83	.004539	.005783	.007439	.005790	.022532	.013232	.001074
CONCRETE&GYPSUM 84	.007382	.012282	.014743	.001512	.006765	.002015	.002074
CLAY, STONE&REFRAC 85	.960993	1.037834	.905196	.015345	.017463	.008348	.001131
GLASS&PROD. MFG. 86	.001159	.001063	.001160	1.102845	.001847	.001838	.000931
OTH. NON-METAL MIN 87	.010350	.023830	.154572	.005131	.940650	1.004315	.001343
PETR. PROD. IND. 88	.034814	.035656	.033831	.031845	.023380	.023314	1.027942
EXPLOSIVES&AMMUN. 89	.002609	.002848	.002891	.001823	.003086	.003118	.002214
MIXED FERTILIZER 90	.000395	.000351	.000354	.000805	.000407	.000416	.000375

TABLE 15 IMPACT TABLE WITHOUT IMPORT LEAKAGES - AGGREGATION L (SEE CHAPTER 4)

COMMODITY (COLUMNS)	CLAY PRODUCTS	REFRACTORIES	STONE PRODUCTS	GLASS & GLASS PROD.	MIN. WOOL & INSUL.	ASBESTOS PROD.	OTH. MINERAL PROD.	GASOLINE
INDUSTRY (ROWS)	145	146	147	148	149	150	151	152
PLASTIC RESIN MFG91	.003192	.003458	.005265	.004779	.017103	.018511	.018118	.003927
PHARMACEUTICAL 92	.001038	.001096	.001098	.001143	.001146	.001145	.001139	.000737
PAINT & VARNISH 93	.007635	.009407	.007703	.005458	.004962	.005003	.005314	.003026
SOAPS & CLEANERS 94	.002717	.002882	.002831	.002640	.002620	.002593	.002606	.001725
TOILET PREP. MFG. 95	.000280	.000292	.000290	.000251	.000283	.000279	.000280	.000218
OTH. CHEMICALS IND96	.029095	.036471	.032558	.075914	.041843	.045011	.049304	.048574
MISC. MFG. IND. 97	.011065	.011295	.011354	.020815	.012821	.011817	.012251	.008207
CONSTRUCTION 98	.024908	.025394	.024987	.020774	.022455	.022275	.021976	.051456
WH. & RETAIL TRADE 99	.160408	.076671	.075527	.074906	.068346	.066874	.067203	.046871
TRANSP. & STORAGE 100	.074859	.076845	.074777	.070527	.063470	.059195	.059446	.129309
COMMUNICATIONS 101	.021947	.020390	.020045	.015267	.017799	.017732	.017922	.014459
UTILITIES 102	.046137	.049391	.056664	.036224	.100239	.104507	.100327	.030515
FIN. INSUR. RL. EST 103	.042606	.039481	.040117	.040237	.044065	.044569	.044211	.137201
HEALTH & EDUCATION 104	.000000	.000000	.000000	.000000	.000000	.000000	.000000	.000000
BUSINESS SERVICE 105	.013785	.013571	.013403	.008733	.012352	.012280	.012416	.022914
HOTEL, RESTAURANT 106	.013941	.013389	.013289	.009314	.012650	.012836	.013174	.007345
OTHER SERVICES 107	.023640	.024411	.023737	.017109	.019750	.018905	.019004	.016506
OFFICE SUPPLIES 108	.009392	.008520	.008244	.006653	.006573	.006431	.006571	.008384
ADVTG. AND TRAVEL 109	.043926	.042101	.041802	.028906	.039866	.040514	.041611	.021896
OPERATING SUPPL. 110	.111341	.117617	.115122	.105101	.097797	.095360	.094996	.061742
NON-COMP. IMPORTS 111	.001726	.001756	.002702	.001848	.008456	.009429	.010627	.001020
BAL. PAYMENT ADJ. 112	.000000	.000000	.000000	.000000	.000000	.000000	.000000	.000000
COMMODITY TAXES 113	.013927	.013461	.012914	.009415	.009592	.008917	.008997	.010632
SUBSIDIES 114	-.009258	-.008621	-.008187	-.004840	-.005470	-.005228	-.005275	-.006084
INDIR. TX + GOV. SER 115	.035028	.034401	.034272	.030271	.033452	.033209	.032887	.045376
WAGES + SALARIES 116	.621468	.625769	.620266	.634295	.582583	.578441	.579017	.363392
NET-INC. UNINCORP 117	.047788	.039866	.038234	.027893	.027899	.027089	.027353	.043573
SURPLUS 118	.289321	.293368	.299798	.301118	.343490	.348143	.346394	.542092
SUB TOT (111-118) 119	1.000000	1.000000	1.000000	1.000000	1.000000	1.000000	1.000000	1.000000

TABLE 15 IMPACT TABLE WITHOUT IMPORT LEAKAGES - AGGREGATION L (SEE CHAPTER 4)

TABLE 15 IMPACT TABLE WITHOUT IMPORT LEAKAGES - AGGREGATION L (SEE CHAPTER 4)

COMMODITY(COLUMNS)	FUEL OIL	LUB.OIL & GREASE	OTH.PETROL. PRD.	EXPLOSIVES & AMMUN.	FERTILIZERS	PLASTIC, SYN.RESIN	PHARM & MEDICINES	PAINT & REL. PRD.
INDUSTRY(ROWS)	153	154	155	156	157	158	159	160
NET EXPORTS	2.9	.0	5.2	4.0	3.5	30.7	8.8	1.3
RE-EXPORTS	.1	.1	.0	1.0	.0	.2	.5	.1
IMPORTS	-90.9	-19.2	-13.8	-6.1	-16.0	-65.5	-38.1	-7.5
INVENTORY CHANGE	9.8	1.4	.8	-5.4	.8	2.1	4.2	1.2
OTH. FINAL DEMAND	253.8	9.1	9.4	23.0	1.8	1.0	143.7	15.1
AGRICULTURE 1	.011975	.012244	.012768	.015138	.023876	.026557	.041552	.045694
FORESTRY 2	.003565	.003690	.004496	.009228	.011889	.015198	.011153	.007996
FISHING,HUNTING 3	.000237	.000249	.000265	.000313	.000594	.000464	.001046	.000766
IRON MINES 4	.002312	.002257	.006426	.002100	.001929	.002012	.001572	.003174
BASE METAL MINES 5	.004985	.005351	.007269	.021448	.009382	.009631	.004407	.010450
URANIUM MINES 6	.000384	.000414	.000564	.001855	.000789	.000802	.000382	.000823
OTHER METAL MINES 7	.000390	.000383	.000377	.000383	.000243	.000303	.000408	.000228
COAL MINES 8	.003416	.004065	.007452	.007919	.007961	.010078	.003266	.007349
PETROLEUM,NAT.GAS 9	.609970	.582956	.546272	.025908	.027126	.038997	.012981	.036667
ASBESTOS MINES 10	.000236	.000235	.000419	.000125	.000292	.000181	.000145	.000986
AO NON-METAL MINE11	.003655	.004779	.006367	.004932	.083085	.010758	.003846	.013843
MEAT PROCESSORS 12	.001525	.001611	.001756	.003547	.016367	.004585	.020062	.006162
POULTRY PROCESSOR13	.000160	.000162	.000170	.000195	.000480	.000254	.000771	.000346
DAIRY FACTORIES 14	.001131	.001159	.001230	.001389	.002457	.002313	.005234	.003946
PROCESS CHEESE 15	.000085	.000087	.000091	.000121	.000183	.000145	.000344	.000189
FISH PROD. IND. 16	.000207	.000227	.000252	.000333	.000763	.000558	.001391	.001068
FRUIT&VEG.CANNERS17	.000509	.000514	.000538	.000637	.001123	.000833	.002406	.001195
FEED MILLS 18	.001188	.001217	.001271	.001536	.003372	.002537	.011070	.004157
FLOUR MILLS 19	.000530	.000557	.000590	.001738	.000960	.000869	.002211	.001105
BREAKFAST CEREAL 20	.000036	.000037	.000040	.000060	.000081	.000066	.000213	.000099
BISCUIT MFG. 21	.000111	.000112	.000116	.000123	.000217	.000167	.000481	.000262
BAKERIES 22	.000484	.000488	.000510	.000578	.001171	.000777	.002213	.001152
CONFECTIONERY MFG23	.000067	.000070	.000077	.000189	.000185	.000238	.000715	.000340
SUGAR REFINERIES 24	.000215	.000223	.000238	.000294	.000502	.000411	.003341	.000557
VEG. OIL MILLS 25	.001343	.001738	.002283	.006332	.003861	.017227	.009202	.036200
MISC. FOOD IND. 26	.000993	.001093	.001222	.002246	.003194	.002897	.021124	.002784
SOFT DRINKS MFG. 27	.000317	.000320	.000335	.000391	.000739	.000535	.001640	.000865
DISTILLERIES 28	.000348	.000416	.000495	.002627	.001309	.002347	.005761	.002594
BREWERY & WINERY 29	.000467	.000475	.000533	.000612	.001174	.000994	.006585	.002020
LEAF TOBACCO PROC30	.000012	.000013	.000014	.000019	.000224	.000026	.000267	.000030
TOBACCO PROD.MFG.31	.000015	.000015	.000015	.000018	.000024	.000020	.000019	.000020
RUBBER FOOTWEAR 32	.000029	.000029	.000030	.000047	.000051	.000047	.000050	.000152
TIRE & TUBE MFG. 33	.003238	.003245	.003319	.003945	.005523	.022418	.002992	.005405
OTH. RUBBER IND. 34	.001807	.001850	.001898	.002645	.004039	.003096	.002152	.013547
LEATHER TANNERIES35	.000057	.000057	.000060	.000084	.000096	.000138	.000170	.000102
SHOE FACTORIES 36	.000036	.000036	.000037	.000035	.000054	.000040	.000036	.000035
GLOVE & LUGGAGE 37	.000133	.000136	.000159	.000203	.000270	.000579	.000630	.000387
COTTON YARN&CLOTH38	.001580	.001621	.001714	.007747	.003640	.007471	.005054	.003962
WOOL YARN & CLOTH39	.000208	.000214	.000245	.000543	.000597	.001134	.000553	.000581
SYN.TEXTILE MILLS40	.001040	.001082	.001257	.004553	.002367	.031552	.003511	.004316

TABLE 15 IMPACT TABLE WITHOUT IMPORT LEAKAGES - AGGREGATION L (SEE CHAPTER 4)

COMMODITY (COLUMNS)	FUEL OIL	LUB.OIL & GREASE	OTH.PETROL. PROD.	EXPLOSIVES & AMMUN.	FERTILIZERS	PLASTIC, SYN.RESIN	PHARM & MEDICINES	PAINT & REL. PROD.
INDUSTRY (ROWS)	153	154	155	156	157	158	159	160
CARPET, MAT, RUG 41	.000064	.000063	.000059	.000044	.000065	.000047	.000035	.000038
LINOL. & COATED FAB 42	.000466	.000472	.000476	.000687	.000976	.000666	.000892	.000705
TEXTILE BAG & CANVAS 43	.000309	.000362	.000421	.000713	.001721	.003098	.000907	.001344
OTH. TEXTILE IND. 44	.000960	.000984	.001086	.002197	.002751	.002842	.002158	.002186
HOSIERY MILLS 45	.000007	.000007	.000007	.000012	.000011	.000037	.000010	.000012
OTHER KNITTING 46	.000062	.000063	.000065	.000097	.000117	.000170	.000120	.000106
CLOTHING IND. 47	.000377	.000380	.000397	.000533	.000685	.000929	.000579	.000608
SAWMILLS 48	.002356	.002357	.002524	.002905	.003770	.003594	.002724	.002333
VENEER & PLYWOOD 49	.000870	.000860	.000933	.000782	.001010	.000857	.000635	.000654
SASH & DOOR & PLANING 50	.001114	.001095	.001042	.000725	.001253	.000824	.000581	.000703
OTHER WOOD IND. 51	.000867	.000941	.002150	.003923	.002013	.002766	.001954	.001708
HOUSE FURNITURE 52	.000270	.000270	.000272	.000286	.000393	.000294	.000299	.000256
OTH. FURNITURE IND 53	.000257	.000256	.000255	.000275	.000365	.000281	.000403	.000266
PULP & PAPER MILLS 54	.006522	.007063	.009874	.031530	.039547	.056917	.036589	.024991
ASPHALT ROOFING 55	.000521	.000568	.017834	.000499	.000826	.002060	.000401	.003425
PAPER BOX & BAG MFG 56	.003701	.004472	.005573	.027721	.066189	.031966	.031833	.017655
AD PAPER CONVERT. 57	.001810	.001897	.002109	.007737	.007345	.005852	.012492	.007648
PRINT-PUBLISHING 58	.012877	.012963	.013271	.015486	.025735	.020701	.073084	.038728
IRON & STEEL MILLS 59	.014505	.014158	.052949	.015582	.015823	.016416	.013208	.027546
STEEL PIPE & TUBE 60	.003611	.003512	.003334	.001491	.001955	.001497	.001222	.001509
IRON FOUNDRIES 61	.001320	.001322	.001596	.001325	.001532	.001099	.000887	.001108
SMELTING & REFINING 62	.009558	.010382	.014523	.050523	.020651	.021274	.009417	.021828
ALUM. ROLL. CAST. 63	.001286	.001314	.001350	.004124	.001722	.009073	.002029	.003278
COPPER ROLL. CAST 64	.001146	.001164	.001137	.0014019	.001508	.001247	.001290	.001168
METAL ROLL. CAST. 65	.000861	.000915	.001007	.002461	.001886	.001524	.001102	.003868
BOILER & PLATEWORKS 66	.000933	.000922	.000904	.000777	.000923	.000808	.000862	.000971
FABR. STRUCT. METAL 67	.002369	.002340	.002320	.002275	.002454	.001878	.001708	.001953
ORN. & ARCH. METAL 68	.001200	.001182	.001136	.001399	.001198	.000899	.001249	.000857
METAL STAMPING 69	.011798	.012173	.011987	.015783	.009126	.014337	.019032	.055642
WIRE & PROD. MFG. 70	.004050	.004070	.004232	.005228	.006713	.005518	.004347	.006213
HARDWARE & CUTLERY 71	.002614	.002608	.002678	.002746	.004061	.002907	.002203	.002324
OTHER METAL IND 72	.005877	.005856	.005883	.010380	.006577	.005899	.006332	.006301
AD MACHINERY MFG. 73	.014879	.014629	.014804	.010581	.015151	.010779	.008485	.009295
REFRIG. & STORE MCH 74	.003335	.003297	.003239	.005242	.003173	.003337	.008085	.003226
AIRCRAFT & PARTS 75	.001840	.001805	.001754	.003623	.001673	.001430	.002394	.001666
MOTOR VEH. MFG. 76	.001170	.001187	.001201	.001336	.001805	.001391	.001270	.001305
VEHICLE PARTS MFG 77	.006224	.007440	.006301	.007318	.009973	.006740	.005270	.005652
OTH. TRANSP. EQ. IND 78	.001924	.001890	.001819	.001183	.002085	.001309	.001624	.001459
ELEC. APPLIANCE 79	.000978	.000972	.000971	.001031	.001148	.000916	.000939	.000983
COM. EQ. & WIRE MFG. 80	.003686	.003677	.003665	.006664	.005233	.003864	.003878	.003574
ELEC. INDUST. EQ. 81	.002115	.002105	.002136	.002269	.002927	.002190	.002000	.001889
OTH. ELEC. PROD. IND 82	.003362	.003392	.003457	.003852	.006760	.004129	.003279	.003632
CEMENT & LIME MFG. 83	.001075	.001129	.001242	.000800	.004794	.001282	.000876	.002556
CONCRETE & GYPSUM 84	.002074	.002047	.001959	.001148	.003107	.001476	.001210	.005891
CLAY, STONE & REFRAC 85	.001147	.001180	.002931	.001180	.004138	.002812	.001485	.001991
GLASS & PROD. MFG. 86	.000931	.000972	.001035	.001445	.001641	.001658	.045196	.001712
OTH. NON-METAL MIN 87	.001344	.001425	.001779	.001430	.003835	.002035	.001305	.017823
PETR. PROD. IND. 88	1.027095	.980595	.820848	.026454	.037628	.053651	.018797	.052482
EXPLOSIVES & AMMUN. 89	.002216	.002228	.002370	1.063471	.004565	.004710	.000725	.001631
MIXED FERTILIZER 90	.000375	.000422	.000495	.014923	1.343801	.001049	.001282	.001288

MIXED FERTILIZERS 91 .002216 .002229 .002370 .026454 .037628 .093651 .019797 .057602
 .000375 .000422 .000495 .001471 .009565 .009715 .009725 .001541
 .001541 .001541 .001541 .001541 .001541 .001541 .001541 .001541

TABLE 15 IMPACT TABLE WITHOUT IMPORT LEAKAGES - AGGREGATION L (SEE CHAPTER 4)

COMMODITY (COLUMNS)	FUEL OIL	LUB. OIL & GREASE	OTH. PETROL. PROD.	EXPLOSIVES & AMMUN.	FERTILIZERS	PLASTIC, SYN. RESIN	PHARM & MEDICINES	PAINT & REL. PROD.
INDUSTRY (ROWS)	153	154	155	156	157	158	159	160
PLASTIC RESIN MFG91	.003926	.004482	.010140	.025819	.010640	.816982	.006626	.075687
PHARMACEUTICAL 92	.000737	.000820	.000906	.001109	.001726	.001668	.972742	.001411
PAINT & VARNISH 93	.003027	.003277	.006190	.003844	.005438	.021796	.002892	.955984
SOAPS & CLEANERS 94	.001726	.001844	.002055	.006219	.003970	.010515	.007154	.010539
TOILET PREP. MFG. 95	.000218	.000226	.000233	.000373	.000417	.000532	.031886	.000605
OTH. CHEMICALS IND96	.048594	.103275	.153882	.131700	.318622	.421094	.078154	.292351
MISC. MFG. IND. 97	.008207	.008265	.008158	.017429	.012735	.017946	.029920	.011685
CONSTRUCTION 98	.051430	.050218	.046530	.023259	.046187	.029205	.019761	.022360
WH. & RETAIL TRADE 99	.046896	.047524	.049415	.062908	.086004	.069565	.074483	.069962
TRANSP. & STORAGE 100	.129258	.126341	.114871	.056266	.157623	.073686	.069084	.078870
COMMUNICATIONS 101	.014459	.014477	.014681	.014379	.023738	.020057	.038781	.026311
UTILITIES 102	.030534	.032710	.035489	.033632	.044445	.055138	.019303	.035579
FIN. INSUR. RL. EST 103	.137111	.132487	.125880	.057081	.048827	.043347	.049768	.050898
HEALTH & EDUCATION 104	.000002	.000002	.000002	.000000	.000000	.000000	.000000	.000001
BUSINESS SERVICE 105	.022904	.022297	.021651	.007619	.011544	.012133	.039472	.020265
HOTEL, RESTAURANT 106	.007344	.007434	.007755	.008995	.018244	.014784	.063639	.031248
OTHER SERVICES 107	.016508	.016746	.017182	.013954	.023337	.019980	.034470	.026238
OFFICE SUPPLIES 108	.008382	.008319	.008197	.008304	.008752	.007461	.010815	.009841
ADVTG. AND TRAVEL 109	.021894	.022221	.023352	.028082	.057201	.046713	.205814	.100199
OPERATING SUPPL. 110	.061789	.061920	.064547	.070498	.111196	.078428	.053750	.057554
NON-COMP. IMPORTS 111	.001020	.001100	.001203	.003401	.002497	.004507	.006066	.002957
BAL. PAYMENT ADJ. 112	.000000	.000000	.000000	.000000	.000000	.000000	.000000	.000000
COMMODITY TAXES 113	.010631	.010503	.010221	.007761	.014475	.009139	.013805	.010330
SUBSIDIES 114	-.006094	-.006167	-.006636	-.005126	-.008833	-.006618	-.006394	-.006678
INDIR. TX + GOV. SER 115	.045359	.044777	.043670	.029383	.040518	.032913	.032363	.034613
WAGES + SALARIES 116	.363549	.368056	.380163	.667878	.567289	.495985	.576945	.565461
NET-INC. UNINCORP 117	.043557	.042813	.041565	.026028	.039176	.033006	.056384	.045734
SURPLUS 118	.541978	.538918	.529813	.270675	.344877	.431067	.320830	.347583
SUB TOT (111-118) 119	1.000000	1.000000	1.000000	1.000000	1.000000	1.000000	1.000000	1.000000

TABLE 15 IMPACT TABLE WITHOUT IMPORT LEAKAGES - AGGREGATION L (SEE CHAPTER 4)

COMMODITY (COLUMNS)	SOAPS & CLEANERS	VEG. OILS & REF. GLY.	TOILET & COSMETICS	PIGMENT DYE & INK	INORGANIC CHEMICALS	ORGANIC CHEMICALS	IND. CHEM. PRODUCTS	HOUSEHOLD CHEM. PROD.
INDUSTRY (ROWS)	161	162	163	164	165	166	167	168
NET EXPORTS	.4	2.8	.2	3.0	16.1	30.0	113.9	.6
RE-EXPORTS	.0	.0	.0	.5	.4	.2	.6	.0
IMPORTS	-11.0	-5.5	-3.4	-37.8	-34.3	-62.6	-104.5	-3.0
INVENTORY CHANGE	1.8	.6	1.3	1.0	1.9	1.9	5.2	.8
OTH. FINAL DEMAND	88.0	18.2	69.3	.5	8.3	1.1	12.2	32.1

AGRICULTURE	1	.099009	.347444	.031784	.017532	.017122	.018667	.019431	.027589
FORESTRY	2	.014149	.012287	.015109	.006157	.006926	.007733	.006756	.010868
FISHING, HUNTING	3	.007069	.005444	.001096	.000497	.000476	.000497	.000516	.000966
IRON MINES	4	.001850	.001599	.002510	.002681	.002675	.002696	.002965	.002595
BASE METAL MINES	5	.008395	.006035	.006215	.017148	.044860	.012421	.017916	.014092
URANIUM MINES	6	.000712	.000516	.000528	.001391	.003851	.000982	.001462	.001133
OTHER METAL MINES	7	.000516	.000353	.000625	.000323	.000375	.000258	.000302	.000576
COAL MINES	8	.008711	.006636	.004419	.017296	.016964	.017131	.016757	.015405
PETROLEUM, NAT. GAS	9	.021110	.023347	.015168	.051808	.049685	.057546	.050631	.046377
ASBESTOS MINES	10	.000159	.000135	.000183	.000225	.000241	.000224	.000314	.000311
NON-METAL MINE	11	.008187	.005477	.005075	.028365	.025276	.026070	.025223	.022985
MEAT PROCESSORS	12	.016862	.004636	.009456	.003292	.003728	.003410	.003683	.004966
P. CULTRY PROCESSOR	13	.000575	.000581	.000685	.000203	.000199	.000209	.000217	.000285
DAIRY FACTORIES	14	.004226	.004020	.005244	.001732	.001672	.001786	.001819	.002269
PROCESS CHEESE	15	.000300	.000725	.000340	.000118	.000115	.000121	.000125	.000157
FISH PROD. IND.	16	.013662	.010412	.001569	.000628	.000595	.000627	.000665	.001547
FRUIT & VEG. CANNERS	17	.002586	.001983	.002479	.000636	.000622	.000673	.000760	.001024
FEED MILLS	18	.008467	.028632	.003149	.001789	.001751	.001894	.001951	.002689
FLOUR MILLS	19	.002036	.004493	.001359	.001078	.001051	.001166	.001210	.001728
BREAKFAST CEREAL	20	.000184	.000220	.000200	.000056	.000055	.000059	.000061	.000083
BISCUIT MFG.	21	.000440	.000372	.000565	.000121	.000118	.000123	.000127	.000167
BAKERIES	22	.001915	.001620	.002429	.000579	.000565	.000585	.000601	.000759
CONFECTIONERY MFG.	23	.000370	.012546	.000358	.000138	.000135	.000159	.000170	.000285
SUGAR REFINERIES	24	.001007	.002070	.001188	.000386	.000399	.000457	.000508	.000954
VEG. OIL MILLS	25	.086457	.243136	.011441	.009471	.008853	.009882	.010014	.014652
MISC. FOOD IND.	26	.009080	.010507	.004724	.003033	.002921	.006578	.008869	.027870
SOFT DRINKS MFG.	27	.001498	.001179	.001924	.000388	.000659	.000393	.000406	.000533
DISTILLERIES	28	.003984	.003032	.005333	.001744	.001681	.002472	.003515	.002005
BREWERY & WINERY	29	.003718	.002774	.004952	.000633	.000692	.000651	.000691	.001056
LEAF TOBACCO PROC.	30	.000056	.000174	.000051	.000035	.000035	.000036	.000036	.000045
TOBACCO PROD. MFG.	31	.000023	.000023	.000024	.000017	.000017	.000017	.000017	.000018
RUBBER FOOTWEAR	32	.000069	.000057	.000087	.000037	.000036	.000038	.000068	.000042
TIRE & TUBE MFG.	33	.003623	.004021	.003610	.003390	.003317	.003416	.004577	.003454
OTH. RUBBER IND.	34	.002910	.002490	.003293	.002544	.002462	.002584	.011918	.002626
LEATHER TANNERIES	35	.000202	.000152	.000274	.000075	.000082	.000065	.000083	.000137
SHOE FACTORIES	36	.000038	.000037	.000041	.000035	.000034	.000035	.000035	.000035
GLOVE & LUGGAGE	37	.000665	.000502	.000873	.000186	.000187	.000183	.000248	.000274
COTTON YARN & CLOTH	38	.016098	.012905	.010897	.002459	.002462	.002444	.003335	.003848
WOOL YARN & CLOTH	39	.000770	.000646	.001285	.000331	.000385	.000393	.000476	.000461
SYN. TEXTILE MILLS	40	.005850	.004674	.007853	.001976	.005523	.002373	.002725	.002680

TABLE 15 IMPACT TABLE WITHOUT IMPORT LEAKAGES - AGGREGATION L (SEE CHAPTER 4)

TABLE 15 IMPACT TABLE WITHOUT IMPORT LEAKAGES - AGGREGATION L (SEE CHAPTER 4)

COMMODITY (COLUMNS)	SOAPS & CLEANERS	VEG. OILS & REF. GLY.	TOILET & COSMETICS	PIGMENT DYE & INK	INORGANIC CHEMICALS	ORGANIC CHEMICALS	IND. CHEM. PRODUCTS	HOUSEHOLD CHEM. PROD.
INDUSTRY (ROWS)	161	162	163	164	165	166	167	168
CARPET, MAT, RUG 41	.000043	.000045	.000087	.000038	.000038	.000038	.000039	.000039
LINOL. & COATED FAB 42	.001380	.001114	.002342	.000586	.000581	.000579	.002020	.000704
TEXTILE BAG & CANVAS 43	.002222	.004316	.001059	.001390	.001317	.001400	.001837	.001440
OTH. TEXTILE IND. 44	.004057	.004298	.033935	.001471	.001513	.001476	.001945	.001979
HOSIERY MILLS 45	.000014	.000013	.000018	.000008	.000009	.000008	.000009	.000009
OTHER KNITTING 46	.000200	.000183	.000320	.000076	.000083	.000076	.000115	.000107
CLOTHING IND. 47	.000891	.000753	.001025	.000448	.000479	.000452	.000531	.000502
SAWMILLS 48	.003502	.003072	.003635	.002432	.002531	.002571	.002825	.005542
VENEER & PLYWOOD 49	.000785	.000754	.000844	.000667	.000673	.000677	.000740	.001054
SASH & DOOR & PLANING 50	.000700	.000728	.000663	.000725	.000720	.000730	.001743	.000921
OTHER WOOD IND. 51	.002501	.002392	.002854	.002426	.002376	.002421	.002838	.026334
HOUSE FURNITURE 52	.000360	.000320	.000429	.000258	.000256	.000257	.000556	.000360
OTH. FURNITURE IND 53	.000380	.000334	.000578	.000247	.000245	.000246	.000291	.000308
PULP & PAPER MILLS 54	.047380	.036557	.051247	.017693	.021223	.024704	.019326	.022233
ASPHALT ROOFING 55	.000670	.000501	.000624	.001459	.001392	.001457	.002023	.001327
PAPER BOX & BAG MFG 56	.056499	.042845	.053284	.019321	.018767	.019351	.019494	.023106
AO PAPER CONVERT. 57	.012514	.009906	.014511	.003552	.004703	.003581	.004112	.007440
PRINT-PUBLISHING 58	.066105	.050261	.087801	.014738	.014422	.014959	.015672	.021663
IRON & STEEL MILLS 59	.015466	.013454	.021749	.021137	.021032	.021301	.023893	.020731
STEEL PIPE & TUBE 60	.001386	.001366	.002085	.001408	.001407	.001395	.001422	.001510
IRON FOUNDRIES 61	.001043	.001036	.001251	.001125	.001269	.001054	.001176	.001103
SMELTING & REFINING 62	.018854	.013482	.013633	.037549	.105659	.026200	.039501	.030407
ALUM. ROLL. CAST. 63	.002201	.001826	.003124	.001860	.001856	.001613	.001941	.002144
COPPER ROLL. CAST 64	.001503	.001291	.002140	.001243	.001331	.001022	.001465	.001451
METAL ROLL. CAST. 65	.001547	.001208	.001889	.021392	.001999	.001662	.006355	.010543
BOILER & PLATEWORKS 66	.001016	.000896	.001120	.000686	.000655	.000652	.000759	.000728
FABR. STRUCT. METAL 67	.001872	.001850	.003135	.001807	.001733	.001679	.001762	.001948
ORN. & ARCH. METAL 68	.001045	.000981	.001572	.000829	.000834	.000795	.000831	.000906
METAL STAMPING 69	.018071	.014874	.029324	.018903	.017949	.018973	.018560	.019280
WIRE & PROD. MFG. 70	.005291	.005464	.005195	.004120	.004097	.004151	.004377	.004670
HARDWARE & CUTLERY 71	.002439	.002431	.044574	.002477	.002434	.002463	.002548	.002760
OTHER METAL IND 72	.007534	.006647	.008758	.004777	.004637	.004499	.005015	.005075
AO MACHINERY MFG. 73	.010044	.012900	.010707	.009713	.009768	.009600	.009700	.009694
REFRIG. & STORE MCH 74	.004914	.003957	.005053	.002553	.002557	.002547	.002596	.002879
AIRCRAFT & PARTS 75	.002240	.001966	.002394	.001135	.001267	.001118	.001212	.001252
MOTOR VEH. MFG. 76	.001509	.001461	.001572	.001203	.001164	.001180	.001221	.001234
VEHICLE PARTS MFG 77	.005828	.005773	.006108	.005792	.005905	.005756	.007650	.005842
OTH. TRANSP. EQ. IND 78	.001882	.001683	.001784	.001216	.001212	.001194	.001212	.001275
ELEC. APPLIANCE 79	.001066	.001031	.004735	.000821	.000802	.000796	.000892	.001259
COM. EQ. & WIRE MFG. 80	.004250	.003961	.004442	.003344	.003297	.003273	.005911	.003508
ELEC. INDUST. EQ. 81	.002201	.002124	.002550	.001868	.001838	.001821	.002364	.001985
OTH. ELEC. PROD. IND 82	.004296	.003817	.004381	.003947	.003876	.003901	.016722	.003939
CEMENT & LIME MFG. 83	.001037	.000925	.000991	.002181	.002156	.002162	.002288	.001993
CONCRETE & GYPSUM 84	.001236	.001236	.001175	.001522	.001503	.001525	.002462	.001488
CLAY, STONE & REFRACT 85	.001349	.001136	.001828	.002059	.002318	.001994	.002371	.001940
GLASS & PROD. MFG. 86	.014046	.011189	.055014	.001795	.002854	.001802	.002242	.004866
OTH. NON-METAL MIN 87	.001607	.001355	.001807	.002978	.003346	.002937	.004721	.004795
PETR. PROD. IND. 88	.029751	.035677	.021697	.066454	.063009	.076437	.065383	.060024
EXPLOSIVES & AMMUN. 89	.002211	.001556	.000945	.002588	.002097	.002560	.006489	.002334
MIXED FERTILIZER 90	.002823	.007710	.000882	.001331	.004413	.001342	.002218	.001443

TABLE 15 IMPACT TABLE WITHOUT IMPORT LEAKAGES - AGGREGATION L (SEE CHAPTER 4)

COMMODITY (COLUMNS) INDUSTRY (ROWS)	SOAPS & CLEANERS 161	VEG. OILS & REF. GLY. 162	TOILET & COSMETICS 163	PIGMENT DYE & INK 164	INORGANIC CHEMICALS 165	ORGANIC CHEMICALS 166	IND. CHEM. PRODUCTS 167	HOUSEHOLD CHEM. PROD. 168
PLASTIC RESIN MFG 91	.011765	.008596	.008278	.018298	.014957	.041486	.039226	.016011
PHARMACEUTICAL 92	.002155	.016992	.091851	.002402	.004260	.002394	.002924	.026625
PAINT & VARNISH 93	.003946	.003145	.003398	.007490	.005156	.013327	.008868	.012159
SOAPS & CLEANERS 94	.930298	.612956	.062402	.005205	.004575	.004650	.007830	.066279
TOILET PREP. MFG. 95	.011933	.023317	.776253	.000367	.000355	.000374	.001062	.012463
OTH. CHEMICALS IND 96	.238256	.118739	.089040	1.150810	1.075674	1.133804	1.081999	.981335
MISC. MFG. IND. 97	.038442	.025184	.048479	.014414	.017829	.009279	.013102	.038878
CONSTRUCTION 98	.021611	.024568	.019679	.026367	.026287	.026685	.026133	.025397
WH. & RETAIL TRADE 99	.079274	.083902	.081887	.060755	.058422	.059940	.066387	.064487
TRANSP. & STORAGE 100	.090243	.088809	.074834	.069641	.067442	.070150	.069300	.071619
COMMUNICATIONS 101	.030767	.026095	.040201	.014887	.014521	.015013	.015394	.017299
UTILITIES 102	.033156	.028359	.021667	.074908	.073505	.074439	.072428	.066932
FIN. INSUR. RL. EST 103	.041608	.044412	.051675	.041622	.041026	.042815	.042146	.042723
HEALTH & EDUCATION 104	.000000	.000000	.000000	.000000	.000000	.000000	.000000	.000000
BUSINESS SERVICE 105	.030314	.023515	.035981	.010460	.010603	.010680	.010808	.013024
HOTEL, RESTAURANT 106	.058153	.043298	.077252	.009273	.009060	.009506	.010094	.015624
OTHER SERVICES 107	.031376	.025513	.033187	.021289	.020552	.021373	.021108	.022300
OFFICE SUPPLIES 108	.008443	.007795	.010589	.007120	.006982	.007089	.007224	.007655
ADVTG. AND TRAVEL 109	.187653	.139288	.249871	.028903	.028253	.029663	.031579	.049527
OPERATING SUPPL. 110	.056000	.058395	.058267	.065268	.063994	.065292	.065257	.064333
NON-COMP. IMPORTS 111	.005919	.006518	.004872	.002642	.002620	.003085	.003973	.006136
BAL. PAYMENT ADJ. 112	.000000	.000000	.000000	.000000	.000000	.000000	.000000	.000000
COMMODITY TAXES 113	.015454	.015060	.016508	.008087	.007945	.008107	.008218	.009011
SUBSIDIES 114	-.008117	-.009444	-.006760	-.007748	-.007553	-.007727	-.007713	-.007649
INDIR. TX+GOV. SER 115	.036286	.043817	.031769	.033334	.032987	.033550	.033268	.033463
WAGES + SALARIES 116	.523038	.467529	.567955	.456138	.458401	.454501	.461577	.472147
NET-INC. UNINCORP 117	.071884	.140635	.055810	.028461	.027807	.028894	.029715	.034599
SURPLUS 118	.355535	.335884	.329846	.479085	.477793	.479591	.470962	.452293
SUB TOT (111-118) 119	1.000000	1.000000	1.000000	1.000000	1.000000	1.000000	1.000000	1.000000

TABLE 15 IMPACT TABLE WITHOUT IMPORT LEAKAGES - AGGREGATION L (SEE CHAPTER 4)

TABLE 15 IMPACT TABLE WITHOUT IMPORT LEAKAGES - AGGREGATION L (SEE CHAPTER 4)

COMMODITY (COLUMNS)	SCIENCE & LAB.EQ.	JEWELLRY & CUTLERY	PLASTIC FAB. PROD.	SPORT GOODS & TOYS	FUR DRESSING & DYEING	SIGNS & DISPLAYS	NOTIONS	WRITING EQ.
INDUSTRY (ROWS)	169	170	171	172	173	174	175	176
NET EXPORTS	14.3	6.4	6.5	5.5	.0	.8	.5	1.3
RE-EXPORTS	5.3	2.8	.5	.2	-.0	.0	.1	.1
IMPORTS	-107.3	-94.7	-50.4	-52.0	.0	-2.8	-5.0	-3.8
INVENTORY CHANGE	-.0	1.7	2.0	5.1	.0	.4	.3	.2
OTH. FINAL DEMAND	138.4	137.2	33.2	125.3	.0	2.3	12.6	2.3
AGRICULTURE 1	.014129	.014657	.031576	.014578	.014451	.017563	.015187	.014515
FORESTRY 2	.014021	.015183	.020011	.017452	.015216	.014976	.014680	.014958
FISHING,HUNTING 3	.000426	.000486	.000497	.000505	.000435	.000470	.000567	.000436
IRON MINES 4	.004541	.004113	.004007	.004703	.004109	.004742	.004655	.004117
BASE METAL MINES 5	.024296	.023548	.021301	.023100	.024083	.021161	.023400	.023824
URANIUM MINES 6	.002111	.002046	.001845	.002005	.002093	.001806	.002032	.002068
OTHER METAL MINES 7	.010247	.011209	.008655	.009937	.011708	.008960	.010994	.011388
COAL MINES 8	.005863	.005680	.006659	.006218	.005751	.006187	.005961	.006078
PETROLEUM,NAT.GAS 9	.012941	.013067	.016435	.013230	.013128	.018549	.013222	.014143
ASBESTOS MINES 10	.000270	.000276	.000369	.000276	.000281	.000531	.000274	.000279
AO NON-METAL MINE11	.003712	.003568	.005103	.003709	.003651	.005269	.003578	.004253
MEAT PROCESSORS 12	.003857	.003972	.029333	.004057	.004054	.004063	.003965	.004029
PCULTRY PROCESSOR13	.000310	.000315	.000311	.000308	.000319	.000322	.000315	.000316
DAIRY FACTORIES 14	.002099	.002130	.002108	.002092	.002149	.002236	.002135	.002137
PROCESS CHEESE 15	.000153	.000154	.000170	.000153	.000156	.000157	.000154	.000155
FISH PROD. IND. 16	.000513	.000535	.000635	.000511	.000548	.000579	.000534	.000549
FRUIT&VEG.CANNERS17	.000953	.000966	.000961	.000950	.000978	.000989	.000964	.000968
FEED MILLS 18	.001486	.001538	.002971	.001547	.001518	.001855	.001592	.001523
FLOUR MILLS 19	.000577	.000590	.000806	.000588	.000592	.000653	.000599	.000605
BREAKFAST CEREAL 20	.000070	.000071	.000074	.000070	.000072	.000075	.000071	.000071
BISCUIT MFG. 21	.000204	.000207	.000200	.000203	.000209	.000212	.000206	.000207
BAKERIES 22	.000924	.000937	.000906	.000920	.000948	.000958	.000935	.000938
CONFECTIONERY MFG23	.000132	.000134	.000142	.000133	.000136	.000148	.000135	.000136
SUGAR REFINERIES 24	.000414	.000421	.000445	.000411	.000427	.000490	.000423	.000425
VEG. OIL MILLS 25	.003039	.003179	.005203	.003119	.003267	.003578	.003212	.003422
MISC. FOOD IND. 26	.001669	.001707	.002067	.001716	.001733	.001905	.001715	.001765
SOFT DRINKS MFG. 27	.000659	.000670	.000638	.000654	.000678	.000686	.000668	.000670
DISTILLERIES 28	.000842	.000863	.000914	.000850	.000879	.001028	.000862	.000901
BREWERY & WINERY 29	.001435	.001475	.001403	.001423	.001495	.001518	.001464	.001471
LEAF TOBACCO PROC30	.000020	.000021	.000034	.000020	.000021	.000028	.000021	.000021
TOBACCO PROD.MFG.31	.000020	.000020	.000020	.000020	.000020	.000020	.000020	.000020
RUBBER FOOTWEAR 32	.000141	.000069	.001622	.000134	.000070	.000065	.000070	.000069
TIRE & TUBE MFG. 33	.005544	.005458	.022341	.005648	.005572	.005110	.005447	.005510
OTH. RUBBER IND. 34	.005649	.004234	.025693	.025424	.004254	.004674	.004261	.004206
LEATHER TANNERIES35	.002043	.002193	.002317	.002563	.002286	.001768	.002165	.002224
SHOE FACTORIES 36	.000159	.000043	.000043	.000319	.000044	.000042	.000044	.000044
GLOVE & LUGGAGE 37	.001399	.001490	.005702	.005263	.001545	.001259	.001472	.001507
COTTON YARN&CLOTH38	.011071	.011780	.015489	.013546	.011472	.010197	.013612	.011218
WOOL YARN & CLOTH39	.001011	.001213	.001619	.001818	.000967	.000995	.001661	.000949
SYN.TEXTILE MILLS40	.010598	.011333	.021343	.012750	.011165	.009734	.012703	.010904

TABLE 15 IMPACT TABLE WITHOUT IMPORT LEAKAGES - AGGREGATION L (SEE CHAPTER 4)

COMMODITY(COLUMNS)	SCIENCE & LAB.EQ. 169	JEWELLRY & CUTLERY 170	PLASTIC FAB. PROD. 171	SPORT GOODS & TOYS 172	FUR DRESSING & DYEING 173	SIGNS & DISPLAYS 174	NOTIONS 175	WRITING EQ. 176
INDUSTRY(ROWS)								
CARPET,MAT,RUG 41	.000058	.000050	.000065	.000065	.000049	.000051	.000066	.000049
LINOL.&COATED FAB42	.002293	.002320	.031032	.002846	.002373	.002050	.002528	.002322
TXITILE BAG&CANVAS43	.000687	.000707	.000839	.001051	.000717	.000761	.000731	.000734
OTH.TEXTILE IND. 44	.009477	.006382	.009677	.014462	.006304	.007600	.015156	.006170
HOSIERY MILLS 45	.000020	.000021	.000026	.000024	.000021	.000019	.000024	.000020
OTHER KNITTING 46	.000653	.000821	.001136	.000928	.000688	.000579	.001041	.000671
CLOTHING IND. 47	.001432	.004549	.001316	.005750	.001039	.001149	.008834	.001023
SAWMILLS 48	.011189	.012204	.011995	.013904	.012356	.010482	.011775	.012078
VENEER & PLYWOOD 49	.002026	.002159	.002199	.002481	.002193	.001908	.002094	.002150
SASHEODOOR&PLANING50	.001167	.001226	.001215	.001258	.001238	.001120	.001198	.001223
OTHER WOOD IND. 51	.009272	.011942	.018111	.012467	.010230	.009220	.009837	.010012
HOUSE FURNITURE 52	.001544	.000691	.003101	.008167	.000676	.000614	.000665	.000664
OTH.FURNITURE IND53	.001056	.000795	.001810	.012016	.000771	.002091	.000766	.000757
PULP&PAPER MILLS 54	.032714	.034790	.054464	.041176	.035318	.038280	.034220	.034807
ASPHALT ROOFING 55	.000545	.000552	.006536	.001023	.000563	.000553	.000546	.000586
PAPER BOX&BAG MFG56	.016969	.017399	.048605	.032786	.017805	.025560	.017482	.017827
AO PAPER CONVERT.57	.005875	.007384	.037138	.009019	.006200	.015832	.006171	.006124
PRINT-PUBLISHING 58	.033650	.034876	.032309	.038656	.035201	.034796	.034543	.034633
IRON&STEEL MILLS 59	.040490	.036550	.035474	.042016	.036506	.042273	.041579	.036527
STEEL PIPE & TUBE60	.006391	.006539	.005461	.006590	.006671	.005662	.006490	.006542
IRON FOUNDRIES 61	.002558	.002135	.002014	.002794	.002095	.001999	.002105	.002081
SMELTING&REFINING62	.057610	.055848	.050239	.054679	.057150	.049160	.055439	.056447
ALUM.ROLL.CAST. 63	.013060	.012266	.011213	.011916	.012496	.011367	.012440	.012210
COPPER ROLL. CAST64	.013468	.012734	.011563	.012443	.012859	.010239	.012201	.012555
METAL ROLL. CAST.65	.005242	.004835	.004925	.005141	.004925	.004195	.004814	.004842
BOILER&PLATEWORKS66	.001943	.001767	.001544	.001780	.001774	.001583	.001747	.001749
FABR.STRUCT.METAL67	.004890	.004287	.003953	.004590	.004252	.004061	.004253	.004217
ORN.&ARCH.METAL 68	.002456	.002380	.002073	.002434	.002407	.005715	.002347	.002369
METAL STAMPING 69	.029312	.025928	.031017	.026373	.0026183	.047334	.047044	.025978
WIRE & PROD. MFG.70	.009600	.009226	.009296	.014033	.009333	.020845	.009137	.010473
HARDWARE&CUTLERY 71	.004154	.007552	.005110	.008279	.003828	.004107	.005265	.003795
OTHER METAL IND 72	.019633	.010267	.013843	.013691	.009588	.011035	.009722	.010327
AO MACHINERY MFG.73	.026514	.011441	.012338	.012462	.011330	.011211	.011343	.011299
REFRIG.&STORE MCH74	.004152	.023286	.003684	.003840	.003898	.003803	.003843	.004311
AIRCRAFT & PARTS 75	.042842	.001375	.001432	.002608	.001346	.002122	.001358	.001342
MOTOR VEH. MFG. 76	.001588	.001468	.004090	.001961	.001461	.001445	.001468	.001455
VEHICLE PARTS MFG77	.009155	.008585	.009596	.043648	.008661	.008198	.008551	.008591
OTH.TRANSP.EQ.IND78	.001473	.001338	.001335	.007933	.001322	.001358	.001339	.001321
ELEC. APPLIANCE 79	.004824	.002064	.001903	.002082	.001937	.001806	.001959	.001915
COM.EQ.&WIRE MFG.80	.020293	.008838	.011411	.012596	.007457	.006780	.007261	.007387
ELEC. INDUST. EQ.81	.016658	.011637	.005794	.006428	.005731	.004952	.005533	.005642
OTH.ELEC.PROD.IND82	.045766	.005624	.029322	.030677	.005598	.005132	.005457	.005554
CEMENT&LIME MFG. 83	.000932	.000908	.000985	.000912	.000925	.003326	.000914	.000959
CONCRETE&GYPSUM 84	.001645	.001694	.001650	.001631	.001731	.012241	.001683	.001724
CLAY,STONE&REFRAC85	.002127	.001886	.002170	.002069	.001857	.005711	.001916	.001869
GLASS&PROD. MFG. 86	.019437	.012977	.011100	.012203	.013504	.026915	.012811	.013173
OTH.NON-METAL MIN87	.002936	.002976	.002853	.002989	.003015	.008710	.002975	.003013
PETR. PROD. IND. 88	.017263	.017449	.022145	.017658	.017462	.026548	.017694	.018744
EXPLOSIVES&AMMUN.89	.001606	.001645	.002117	.001595	.001694	.004192	.001643	.001715
MIXED FERTILIZER 90	.000459	.000469	.000872	.000471	.000468	.000690	.000482	.000491

PETR. PROD. IND. 88	.017263	.002978	.002853	.002989	.003015	.008710	.012811	.013173
EXPLOSIVES&AMMUN. 89	.001606	.017449	.022145	.017658	.002975	.002975	.002975	.003013
MIXED FERTILIZER 90	.000459	.001645	.002117	.001595	.001694	.026548	.017694	.018744
		.000469	.000872	.000471	.000468	.004192	.001643	.001715

TABLE 15 IMPACT TABLE WITHOUT IMPORT LEAKAGES - AGGREGATION L (SEE CHAPTER 4)

COMMODITY (COLUMNS)	SCIENCE & LAB.EQ. 169	JEWELLRY & CUTLERY 170	PLASTIC FAB. PROD. 171	SPORT GOODS & TOYS 172	FUR DRESSING & DYEING 173	SIGNS & DISPLAYS 174	ACTIONS 175	WRITING EQ. 176
INDUSTRY (ROWS)								
PLASTIC RESIN MFG91	.063737	.068606	.061254	.062389	.071530	.060109	.067468	.069930
PHARMACEUTICAL 92	.002035	.000978	.001395	.000965	.000997	.028001	.001908	.001034
PAINT & VARNISH 93	.007697	.007787	.007664	.007896	.007931	.007176	.007839	.007859
SOAPS & CLEANERS 94	.002767	.002825	.003059	.002790	.002888	.006731	.002832	.002919
TOILET PREP.MFG. 95	.000430	.000447	.000417	.000424	.000459	.010885	.000446	.000456
OTH.CHEMICALS IND96	.064750	.067730	.122248	.067729	.069966	.076048	.067426	.098477
MISC. MFG.IND. 97	.920140	1.008202	.776119	.892506	1.053429	.804247	.988759	1.024230
CONSTRUCTION 98	.018308	.018199	.019280	.018396	.018249	.019053	.018249	.018458
WH.&RETAIL TRADE 99	.078911	.080981	.071951	.074797	.071078	.150829	.095154	.070769
TRANSP.& STORAGE100	.052949	.052341	.056985	.053839	.052605	.056338	.052802	.053025
COMMUNICATIONS 101	.022828	.022922	.021942	.022432	.022831	.024099	.022994	.022615
UTILITIES 102	.025715	.025623	.029519	.026480	.025921	.027448	.025940	.027219
FIN.INSUR.RL.EST103	.049460	.050955	.048898	.049031	.050111	.051712	.050313	.049877
HEALTH&EDUCATION104	.000000	.000000	.000000	.000000	.000000	.000000	.000000	.000000
BUSINESS SERVICE105	.013254	.013083	.012756	.012912	.013104	.014164	.013097	.013028
HOTEL,RESTAURANT106	.020833	.021286	.019803	.020551	.021545	.022031	.021170	.021203
OTHER SERVICES 107	.019053	.018934	.019043	.018993	.019095	.019802	.019200	.019150
OFFICE SUPPLIES 108	.018409	.019277	.016596	.017927	.019660	.017748	.019191	.019309
ADVTG.AND TRAVEL109	.066533	.068005	.063136	.065590	.068842	.070408	.067622	.067730
OPERATING SUPPL.110	.075266	.075288	.074621	.075795	.076316	.074148	.075512	.076021
NON-COMP.IMPORTS111	.005081	.005275	.007915	.006339	.005296	.004780	.005731	.005219
BAL.PAYMENT ADJ.112	.000000	.000000	.000000	.000000	.000000	.000000	.000000	.000000
COMMODITY TAXES 113	.010534	.010558	.010255	.010335	.010566	.011355	.010687	.010495
SUBSIDIES 114	-.006097	-.006160	-.006272	-.006109	-.006112	-.007036	-.006377	-.006156
INDIR.TX+GOV.SER115	.028544	.028515	.030362	.028464	.028392	.030209	.028670	.028518
WAGES + SALARIES116	.622229	.614010	.599233	.617988	.615046	.603897	.613816	.610899
NET-INC.UNINCORP117	.042278	.043822	.045363	.042220	.043293	.049644	.045154	.042870
SURPLUS 118	.297431	.303980	.313144	.300763	.303518	.307150	.302319	.308156
SUB TOT(111-118)119	1.000000	1.000000	1.000000	1.000000	1.000000	1.000000	1.000000	1.000000

TABLE 15 IMPACT TABLE WITHOUT IMPORT LEAKAGES - AGGREGATION L (SEE CHAPTER 4)

COMMODITY (COLUMNS)	END PROD. NES	CONSTRUCTION	WH. & RET. TRADE	TRANSP. & STORAGE	BROADCASTING	TELEPHONE & TELEG.	POSTAL SERVICE	ELECTRIC POWER
INDUSTRY (ROWS)	177	178	179	180	181	182	183	184
NET EXPORTS	5.1	.0	111.8	558.2	17.9	3.0	4.0	14.8
RE-EXPORTS	1.4	-.0	-.0	-.0	-.0	-.0	-.0	-.0
IMPORTS	-44.9	.0	.0	-80.9	-6.9	-7.2	-3.4	-1.4
INVENTORY CHANGE	3.7	.0	24.8	-4.7	.0	.0	.0	.0
OTH. FINAL DEMAND	81.7	5911.9	4857.1	1159.2	.0	377.4	65.8	429.6
AGRICULTURE 1	.031959	.012489	.045927	.007786	.003213	.003343	.003213	.003848
FORESTRY 2	.016802	.024863	.008015	.006761	.002591	.002603	.002591	.004043
FISHING, HUNTING 3	.000656	.000531	.000737	.000378	.000146	.000147	.000146	.000122
IRON MINES 4	.004628	.007668	.001182	.001435	.000557	.000558	.000557	.001072
BASE METAL MINES 5	.022326	.012757	.003044	.002907	.001665	.001666	.001665	.005769
URANIUM MINES 6	.001938	.001082	.000265	.000262	.000148	.000148	.000148	.000542
OTHER METAL MINES 7	.009780	.000295	.000209	.000132	.000066	.000066	.000066	.000149
COAL MINES 8	.006041	.006636	.001704	.002573	.000707	.000709	.000707	.007700
PETROLEUM, NAT. GAS 9	.014175	.019363	.017526	.029720	.004798	.004840	.004798	.007566
ASBESTOS MINES 10	.000270	.000647	.000122	.000131	.000053	.000053	.000053	.000067
AO NON-METAL MINE 11	.003778	.015188	.001304	.001821	.000828	.000828	.000828	.001154
MEAT PROCESSORS 12	.006484	.001725	.004546	.001537	.000647	.000654	.000647	.000673
POULTRY PROCESSOR 13	.003048	.000189	.000728	.000169	.000070	.000070	.000070	.000074
DAIRY FACTORIES 14	.002138	.001337	.005037	.001211	.000510	.000516	.000510	.000523
PROCESS CHEESE 15	.000156	.000127	.000811	.000096	.000039	.000039	.000039	.000041
FISH PROD. IND. 16	.000901	.000238	.000979	.000254	.000082	.000083	.000082	.000084
FRUIT & VEG. CANNERS 17	.000961	.000541	.001642	.000535	.000230	.000232	.000230	.000237
FEED MILLS 18	.002963	.001533	.006152	.001096	.000362	.000375	.000362	.000414
FLOUR MILLS 19	.000768	.000410	.001498	.000328	.000132	.000134	.000132	.000140
BREAKFAST CEREAL 20	.000074	.000038	.000094	.000037	.000017	.000017	.000017	.000016
BISCUIT MFG. 21	.000203	.000109	.000290	.000112	.000050	.000050	.000050	.000050
BAKERIES 22	.000924	.000534	.001857	.000522	.000223	.000225	.000223	.000229
CONFECTIONERY MFG 23	.000245	.000087	.000405	.000067	.000030	.000031	.000030	.000029
SUGAR REFINERIES 24	.000447	.000215	.000591	.000206	.000089	.000090	.000089	.000095
VEG. OIL MILLS 25	.003338	.001347	.001485	.000599	.000265	.000267	.000265	.000281
MISC. FOOD IND. 26	.001794	.001035	.003069	.000766	.000363	.000366	.000363	.000341
SOFT DRINKS MFG. 27	.000656	.000335	.000846	.000330	.000155	.000156	.000155	.000183
DISTILLERIES 28	.000870	.000374	.000671	.000257	.000152	.000153	.000152	.000126
BREWERY & WINERY 29	.001438	.000644	.001384	.000482	.000298	.000301	.000298	.000242
LEAF TOBACCO PROD 30	.000025	.000019	.000137	.000012	.000004	.000004	.000004	.000005
TOBACCO PROD. MFG. 31	.000020	.000031	.000266	.000017	.000006	.000006	.000006	.000007
RUBBER FOOTWEAR 32	.000074	.000075	.000110	.000040	.000015	.000015	.000015	.000013
TIRE & TUBE MFG. 33	.005324	.004283	.003646	.007245	.001233	.001239	.001233	.001281
OTH. RUBBER IND. 34	.004602	.005291	.003396	.002642	.000955	.000960	.000955	.000730
LEATHER TANNERIES 35	.005462	.000111	.000204	.000089	.000035	.000035	.000035	.000023
SHOE FACTORIES 36	.000043	.000072	.000117	.000031	.000019	.000019	.000019	.000016
GLOVE & LUGGAGE 37	.006258	.000262	.000477	.000171	.000115	.000115	.000115	.000060
COTTON YARN & CLOTH 38	.012790	.003510	.004773	.003136	.001431	.001439	.001431	.000665
WOOL YARN & CLOTH 39	.001397	.000552	.001164	.000404	.000164	.000166	.000164	.000114
SYN. TEXTILE MILLS 40	.011934	.003740	.004690	.001289	.000728	.000739	.000728	.000482

TABLE 15 IMPACT TABLE WITHOUT IMPORT LEAKAGES - AGGREGATION L (SEE CHAPTER 4)

COMMODITY (COLUMNS)	END PROD. NES	CONSTRUCTION	WH. & RET. TRADE	TRANSP. & STORAGE	BROADCASTING	TELEPHONE & TELEG.	POSTAL	ELECTRIC
---------------------	------------------	--------------	---------------------	----------------------	--------------	-----------------------	--------	----------

TABLE 15 IMPACT TABLE WITHOUT IMPORT LEAKAGES - AGGREGATION L (SEE CHAPTER 4)

COMMODITY (COLUMNS)	END PROD. CONSTRUCTION	WH. & RET. TRADE	TRANSP. & STORAGE	BROADCASTING	TELEPHONE & TELEG.	POSTAL SERVICE	ELECTRIC POWER	
INDUSTRY (ROWS)	177	178	179	180	181	182	183	184
CARPET, MAT, RUG 41	.000064	.001129	.000060	.000077	.000048	.000048	.000048	.000070
LINOL. & COATED FAB 42	.003735	.004035	.000549	.000609	.000281	.000281	.000281	.000314
TEXTILE BAG & CANVAS 43	.001581	.000777	.000687	.000521	.000762	.000761	.000762	.000107
OTH. TEXTILE IND. 44	.014541	.002641	.004130	.001463	.000942	.000949	.000942	.000437
HOSIERY MILLS 45	.000022	.000013	.000070	.000007	.000003	.000003	.000003	.000003
OTHER KNITTING 46	.000800	.000188	.000314	.000076	.000045	.000045	.000045	.000029
CLOTHING IND. 47	.002783	.000640	.003442	.000448	.000352	.000361	.000352	.000170
SAWMILLS 48	.012691	.031544	.003744	.002500	.001612	.001615	.001612	.004251
VENEER & PLYWOOD 49	.002436	.015250	.000751	.001001	.000667	.000666	.000667	.000952
SASH & DOOR & PLANING 50	.001278	.019628	.001581	.001259	.000815	.000814	.000815	.001313
OTHER WOOD IND. 51	.019109	.004744	.001230	.000713	.000653	.000654	.000653	.000478
HOUSE FURNITURE 52	.001075	.002258	.000442	.000371	.000208	.000208	.000208	.000240
OTH. FURNITURE IND 53	.016143	.002185	.000583	.000274	.000194	.000194	.000194	.000183
PULP & PAPER MILLS 54	.037307	.013026	.017108	.006225	.005380	.005415	.005380	.005774
ASPHALT ROOFING 55	.000556	.005661	.000608	.000436	.000256	.000256	.000256	.000369
PAPER BOX & BAG MFG 56	.017385	.006118	.010141	.002320	.001201	.001228	.001201	.000938
AD PAPER CONVERT. 57	.020541	.003244	.005639	.002188	.001588	.001600	.001588	.000670
PRINT-PUBLISHING 58	.036205	.013381	.033967	.015053	.019000	.019044	.019000	.006056
IRON & STEEL MILLS 59	.041314	.069256	.009625	.012259	.004782	.004786	.004782	.006116
STEEL PIPE & TUBE 60	.006338	.002208	.001175	.002228	.001073	.001072	.001073	.001514
IRON FOUNDRIES 61	.004348	.010945	.001104	.001574	.000627	.000627	.000627	.000867
SMELTING & REFINING 62	.052806	.027812	.006513	.006136	.003649	.003650	.003649	.013235
ALUM. ROLL. CAST. 63	.012106	.006290	.001445	.001168	.000843	.000843	.000843	.000607
COPPER ROLL. CAST 64	.011537	.008016	.001585	.001551	.001314	.001312	.001314	.000712
METAL ROLL. CAST. 65	.004687	.003185	.000969	.000795	.000403	.000403	.000403	.000380
BOILER & PLATEWORKS 66	.001800	.007515	.000698	.001095	.000443	.000443	.000443	.000559
FABR. STRUCT. METAL 67	.004838	.027751	.001929	.002611	.001444	.001443	.001444	.001905
DRN. & ARCH. METAL 68	.003509	.017793	.000878	.001307	.000914	.000913	.000914	.001143
METAL STAMPING 69	.036551	.023051	.006371	.003904	.001787	.001794	.001787	.002123
WIRE & PROD. MFG. 70	.010460	.015581	.004386	.004030	.001782	.001788	.001782	.002200
HARDWARE & CUTLERY 71	.007100	.008005	.002263	.002526	.000975	.000978	.000975	.001292
OTHER METAL IND 72	.017914	.039739	.005570	.006463	.002851	.002853	.002851	.003354
AD MACHINERY MFG. 73	.012721	.023276	.010444	.008908	.003300	.003310	.003300	.004389
REFRIG. & STORE MCH 74	.004113	.004568	.004701	.002448	.001863	.001864	.001863	.002904
AIRCRAFT & PARTS 75	.001432	.002850	.002291	.004650	.000928	.000929	.000928	.000617
MOTOR VEH. MFG. 76	.001518	.002186	.009431	.001816	.000471	.000472	.000471	.000487
VEHICLE PARTS MFG 77	.008518	.011036	.008458	.013732	.002390	.002396	.002390	.002532
OTH. TRANSP. EQ. IND 78	.001430	.002670	.001681	.009027	.000932	.000932	.000932	.000511
ELEC. APPLIANCE 79	.018865	.006629	.001197	.000902	.000569	.000569	.000569	.000582
COM. EQ. & WIRE MFG. 80	.009131	.027888	.009696	.004274	.010955	.010928	.010955	.002593
ELEC. INDUST. EQ. 81	.006447	.011180	.003030	.002032	.001284	.001284	.001284	.001549
OTH. ELEC. PROD. IND 82	.014406	.016505	.004453	.003937	.002674	.002672	.002674	.001817
CEMENT & LIME MFG. 83	.000971	.015981	.000605	.001088	.000693	.000692	.000693	.001024
CONCRETE & GYPSUM 84	.001936	.036465	.001583	.002337	.001504	.001502	.001504	.002229
CLAY, STONE & REFRAC 85	.001928	.013207	.000916	.001154	.000631	.000631	.000631	.000928
GLASS & PROD. MFG. 86	.012940	.007010	.001708	.001049	.000559	.000560	.000559	.000577
OTH. NON-METAL MIN 87	.002896	.010395	.001474	.001567	.000646	.000647	.000646	.000867
PETR. PROD. IND. 88	.019267	.029039	.027829	.048565	.007517	.007583	.007517	.010609
EXPLOSIVES & AMMUN. 89	.001564	.002329	.000626	.000503	.000178	.000179	.000178	.000379
MIXED FERTILIZER 90	.000832	.000404	.001333	.000214	.000087	.000090	.000087	.000105

TABLE 15 IMPACT TABLE WITHOUT IMPORT LEAKAGES - AGGREGATION L (SEE CHAPTER 4)

COMMODITY(COLUMNS) INDUSTRY(ROWS)	END PROD. NES 177	CONSTRUCTION 178	WH. & RET. TRADE 179	TRANSP.& STORAGE 180	BROADCASTING 181	TELEPHONE & TELEG. 182	POSTAL SERVICE 183	ELECTRIC POWER 184
PLASTIC RESIN MFG91	.060800	.005041	.003646	.001637	.000923	.000926	.000923	.000706
PHARMACEUTICAL 92	.003286	.000737	.001791	.000508	.000225	.000226	.000225	.000260
PAINT & VARNISH 93	.007755	.008897	.002580	.002400	.001038	.001041	.001038	.001387
SOAPS & CLEANERS 94	.002771	.001568	.002042	.001339	.000789	.000790	.000789	.000721
TOILET PREP.MFG. 95	.000427	.000280	.000561	.000160	.000274	.000274	.000274	.000075
OTH.CHEMICALS IND96	.072097	.021264	.015895	.011053	.004470	.004487	.004470	.004522
MISC. MFG.IND. 97	.878491	.016027	.013108	.006863	.003795	.003808	.003795	.002666
CONSTRUCTION 98	.018724	1.016964	.020313	.060279	.040132	.040066	.040132	.060717
WH.&RETAIL TRADE 99	.104575	.107691	.974251	.071098	.021299	.024646	.021299	.022973
TRANSP.& STORAGE100	.054350	.077529	.056676	1.083333	.072479	.072422	.072479	.018352
COMMUNICATIONS 101	.023049	.015415	.036256	.020194	1.027390	1.024151	1.027390	.008569
UTILITIES 102	.026491	.019435	.024120	.012570	.006656	.006707	.006656	1.224470
FIN.INSUR.RL.EST103	.050519	.038214	.073387	.042000	.026557	.026717	.026557	.038678
HEALTH&EDUCATION104	.000000	.000000	.000001	.000000	.000000	.000000	.000000	.000000
BUSINESS SERVICE105	.013130	.022985	.015486	.008946	.008271	.008296	.008271	.008942
HOTEL,RESTAURANT106	.020696	.008833	.022157	.009685	.004769	.004816	.004769	.003737
OTHER SERVICES 107	.019077	.025844	.018414	.015773	.037826	.037753	.037826	.007170
OFFICE SUPPLIES 108	.018054	.006344	.017484	.010261	.008526	.008558	.008526	.002768
ADVTG.AND TRAVEL109	.066052	.026908	.059816	.023399	.014728	.014878	.014728	.011658
OPERATING SUPPL.110	.074521	.048397	.046717	.052835	.019282	.019366	.019282	.027567
NON-COMP.IMPORTS111	.005436	.001710	.002924	.001604	.000572	.000578	.000572	.000408
BAL.PAYMENT ADJ.112	.000000	.000000	.000000	.000000	.000000	.000000	.000000	.000000
COMMODITY TAXES 113	.010777	.037274	.018063	.030426	.007907	.007942	.007907	.005807
SUBSIDIES 114	-.006578	-.005893	-.015202	-.032174	-.063175	-.063020	-.063175	-.004591
INDIR.TX+GOV.SER115	.029884	.029949	.041629	.042516	.034812	.034836	.034812	.032817
WAGES + SALARIES116	.609108	.648240	.558991	.578867	.557982	.557981	.557982	.307651
NET-INC.UNINCORP117	.050161	.070731	.125730	.050688	.020466	.020825	.020466	.015693
SURPLUS 118	.301212	.217989	.267864	.328074	.441436	.440858	.441436	.642214
SUB TOT(111-118)119	1.000000	1.000000	1.000000	1.000000	1.000000	1.000000	1.000000	1.000000

TABLE 15 IMPACT TABLE WITHOUT IMPORT LEAKAGES - AGGREGATION L (SEE CHAPTER 4)

COMMODITY(COLUMNS) OTHER REAL ESTATE FINANCE

TABLE 15 IMPACT TABLE WITHOUT IMPORT LEAKAGES - AGGREGATION L (SEE CHAPTER 4)

COMMODITY (COLUMNS)	OTHER UTILITIES	REAL ESTATE RENT	FINANCE & INSURANCE	HEALTH & EDUCATION	BUSINESS SERVICE	ACCOMMOD. & MEALS	PERSONAL SERVICES	RENT EX. R. ESTATE
INDUSTRY (ROWS)	185	186	187	188	189	190	191	192
NET EXPORTS	3.3	.0	19.7	.0	8.0	.0	5.8	.7
RE-EXPORTS	.0	-.0	-.0	-.0	-.0	-.0	-.0	-.0
IMPORTS	-14.6	.0	-83.4	.0	-72.1	.0	-107.3	-13.0
INVENTORY CHANGE	-.3	.0	.0	.0	.0	.0	.0	.0
OTH. FINAL DEMAND	46.8	3427.5	1669.7	609.7	197.2	1242.2	738.3	30.4
AGRICULTURE 1	.004452	.054267	.004547	.008187	.005909	.135698	.011233	.017983
FORESTRY 2	.005140	.004025	.003453	.002815	.002748	.023212	.005012	.007866
FISHING, HUNTING 3	.000133	.000218	.000120	.000245	.000250	.003841	.000435	.018397
IRON MINES 4	.004120	.001035	.001836	.000511	.000626	.001398	.001402	.003151
BASE METAL MINES 5	.007196	.002529	.006738	.001729	.001893	.003344	.003923	.007915
URANIUM MINES 6	.000622	.000215	.000148	.000159	.000175	.000215	.000349	.002675
OTHER METAL MINES 7	.000091	.000138	.000076	.000842	.000108	.000484	.000219	.001455
COAL MINES 8	.022038	.001127	.000928	.000856	.000805	.001881	.001821	.003436
PETROLEUM, NAT. GAS 9	.023200	.008843	.008452	.006834	.004906	.014246	.010765	.017181
ASBESTOS MINES 10	.000077	.000120	.000173	.000058	.000057	.000518	.000108	.001447
AD NON-METAL MINE 11	.001512	.001679	.001698	.000686	.000568	.001817	.001297	.003449
MEAT PROCESSORS 12	.000763	.001514	.000975	.001690	.001486	.063058	.002137	.002247
POULTRY PROCESSOR 13	.000083	.000133	.000104	.000135	.000156	.006608	.000208	.000216
DAIRY FACTORIES 14	.000584	.001127	.000756	.000977	.001185	.052841	.001502	.004034
PROCESS CHEESE 15	.000046	.000075	.000055	.000076	.000077	.002958	.000119	.000118
FISH PROD. IND. 16	.000099	.000270	.000110	.000178	.000157	.005497	.000344	.000368
FRUIT & VEG. CANNERS 17	.000265	.000466	.000350	.000435	.000554	.025392	.000720	.000702
FEED MILLS 18	.000480	.004510	.000469	.001058	.000590	.011769	.001186	.004175
FLOUR MILLS 19	.000165	.000795	.000188	.000298	.000277	.009621	.000455	.000626
BREAKFAST CEREAL 20	.000018	.000042	.000025	.000032	.000042	.002012	.000058	.000057
BISCUIT MFG. 21	.000055	.000188	.000076	.000096	.000126	.006016	.000147	.000144
BAKERIES 22	.000255	.000462	.000339	.000421	.000543	.025588	.000658	.000650
CONFECTIONERY MFG 23	.000033	.000075	.000042	.000072	.000064	.002431	.000107	.000105
SUGAR REFINERIES 24	.000104	.000307	.000135	.000253	.000218	.008667	.000293	.000331
VEG. OIL MILLS 25	.000418	.000902	.000413	.000740	.000401	.003571	.001605	.001668
MISC. FOOD IND. 26	.000408	.000846	.000482	.001241	.000754	.022513	.002107	.001807
SOFT DRINKS MFG. 27	.000172	.000317	.000239	.000291	.000416	.012986	.000456	.000445
DISTILLERIES 28	.000140	.000288	.000232	.000418	.000477	.000513	.000477	.000480
BREWERY & WINERY 29	.000256	.000649	.000459	.000666	.000968	.000835	.000823	.000822
LEAF TOBACCO PROC 30	.000005	.000016	.000006	.000017	.000007	.000137	.000012	.000020
TOBACCO PROD. MFG. 31	.000008	.000015	.000007	.000012	.000007	.000055	.000014	.000016
RUBBER FOOTWEAR 32	.000014	.000031	.000019	.000027	.000021	.000028	.000048	.000048
TIRE & TUBE MFG. 33	.001475	.001733	.001520	.001571	.001353	.002764	.003267	.003741
OTH. RUBBER IND. 34	.000807	.001302	.001218	.001572	.001393	.001407	.002843	.002945
LEATHER TANNERIES 35	.000025	.000058	.000037	.000101	.000063	.000096	.000264	.000257
SHOE FACTORIES 36	.000018	.000064	.000021	.000027	.000024	.000065	.000233	.000159
GLOVE & LUGGAGE 37	.000066	.000136	.000126	.000234	.000217	.000199	.001136	.000821
COTTON YARN & CLOTH 38	.000755	.001288	.000918	.002753	.001264	.011121	.008615	.007319
WOOL YARN & CLOTH 39	.000168	.000225	.000138	.000330	.000187	.000850	.000882	.000825
SYN. TEXTILE MILLS 40	.000541	.000895	.000679	.001690	.001016	.003027	.003508	.003566

TABLE 15 IMPACT TABLE WITHOUT IMPORT LEAKAGES - AGGREGATION L (SEE CHAPTER 4)

COMMODITY(COLUMNS) INDUSTRY(ROWS)	OTHER UTILITIES 185	REAL ESTATE RENT 186	FINANCE & INSURANCE 187	HEALTH & EDUCATION 188	BUSINESS SERVICE 189	ACCOMMOD.& MEALS 190	PERSONAL SERVICES 191	RENT EX. R. ESTATE 192
CARPET, MAT, RUG 41	.000068	.000098	.000096	.000057	.000019	.000075	.000043	.000151
LINOL. & COATED FAB 42	.000322	.000492	.000436	.000454	.000211	.000489	.000519	.000887
TEXTILE BAG & CANVAS 43	.000123	.000270	.000139	.000287	.000168	.000177	.000303	.000476
OTH. TEXTILE IND. 44	.000494	.000919	.000577	.000639	.000746	.004014	.003898	.003725
HOSIERY MILLS 45	.000003	.000012	.000003	.000007	.000004	.000027	.000012	.000013
OTHER KNITTING 46	.000034	.000125	.000037	.000112	.000040	.000191	.000150	.000178
CLOTHING IND. 47	.000195	.000435	.000200	.000491	.000217	.001604	.000595	.000906
SAWMILLS 48	.004283	.003259	.002987	.001104	.000920	.002277	.003033	.006202
VENEER & PLYWOOD 49	.000943	.001413	.001300	.000284	.000245	.000590	.000749	.002193
SASH & DOOR PLANING 50	.001282	.001738	.001660	.000306	.000244	.000615	.000694	.002627
OTHER WOOD IND. 51	.000801	.000849	.000635	.000728	.000720	.001317	.000569	.000248
HOUSE FURNITURE 52	.000246	.000329	.000252	.000227	.000145	.000435	.001361	.000527
OTH. FURNITURE IND 53	.000188	.000371	.000242	.000237	.000165	.000453	.001555	.000575
PULP & PAPER MILLS 54	.011846	.006376	.005805	.008494	.008274	.017371	.010140	.014011
ASPHALT ROOFING 55	.000371	.000517	.000504	.000134	.000103	.000239	.000272	.000829
PAPER BOX & BAG MFG 56	.001160	.001875	.001433	.002975	.001881	.010661	.004709	.006361
AD PAPER CONVERT. 57	.000758	.002135	.001990	.003721	.002233	.006419	.002441	.002964
PRINT-PUBLISHING 58	.006408	.018006	.017718	.024410	.027319	.016647	.024827	.021604
IRON & STEEL MILLS 59	.036811	.008382	.007768	.004219	.005296	.008456	.011921	.019332
STEEL PIPE & TUBE 60	.001566	.002114	.002069	.000631	.000665	.001005	.001365	.003554
IRON FOUNDRIES 61	.001141	.001177	.001133	.000417	.000465	.000757	.001051	.002123
SMELTING & REFINING 62	.016519	.004895	.003724	.003767	.004143	.005226	.008486	.010478
ALUM. ROLL. CAST. 63	.000669	.000975	.000806	.000759	.001222	.001058	.001730	.001922
COPPER ROLL. CAST 64	.000746	.000982	.000930	.000698	.000893	.000791	.001382	.002092
METAL ROLL. CAST. 65	.000469	.000518	.000472	.000452	.000597	.000542	.001067	.001209
BOILER & PLATEWORKS 66	.000584	.000789	.000751	.000289	.000383	.000541	.001526	.001411
FABR. STRUCT. METAL 67	.001960	.002687	.002577	.000812	.001072	.001433	.004339	.012935
ORN. & ARCH. METAL 68	.001135	.001637	.001592	.000429	.000511	.000744	.004579	.002625
METAL STAMPING 69	.002486	.003213	.002822	.002480	.002083	.008864	.003900	.006454
WIRE & PROD. MFG. 70	.002512	.003074	.002794	.002217	.002200	.003770	.006541	.006968
HARDWARE & CUTLERY 71	.001451	.001772	.001602	.001266	.001116	.001986	.003208	.003369
OTHER METAL IND 72	.003652	.004795	.004437	.002250	.003035	.003755	.011966	.008758
AD MACHINERY MFG. 73	.005418	.006916	.005371	.004509	.004450	.008747	.013867	.018423
REFRIG. & STORE MCH 74	.002922	.002458	.002464	.001209	.003276	.001467	.002203	.002270
AIRCRAFT & PARTS 75	.000681	.000882	.000792	.001414	.036593	.001183	.003753	.001667
MOTOR VEH. MFG. 76	.000561	.000664	.000559	.000682	.000541	.001133	.002373	.001291
VEHICLE PARTS MFG 77	.002925	.003214	.002964	.002740	.002634	.004693	.006145	.006942
OTH. TRANSP. EQ. IND 78	.000601	.000656	.000576	.000577	.011382	.001136	.003473	.002899
ELEC. APPLIANCE 79	.000615	.000866	.000807	.000449	.000517	.000758	.004013	.001527
COM. EQ. & WIRE MFG. 80	.002681	.003530	.003370	.002089	.003900	.002883	.005393	.006055
ELEC. INDUST. EQ. 81	.001374	.001661	.001530	.001122	.001017	.001560	.002492	.003045
OTH. ELEC. PROD. IND 82	.001965	.002506	.002311	.002014	.001535	.002428	.004519	.004379
CEMENT & LIME MFG. 83	.001055	.001455	.001382	.000279	.000241	.000561	.000532	.005406
CONCRETE & GYPSUM 84	.002171	.003156	.003087	.000538	.000461	.001039	.001097	.010989
CLAY, STONE & REFRAC 85	.001503	.001247	.001207	.000347	.000333	.001716	.000718	.002070
GLASS & PROD. MFG. 86	.000600	.000871	.000800	.002480	.000693	.003367	.001440	.002117
OTH. NON-METAL MIN 87	.000942	.001246	.001164	.000535	.000517	.000896	.001067	.004036
PETR. PROD. IND. 88	.036620	.012904	.006678	.010577	.007537	.022486	.016377	.023843
EXPLOSIVES & AMMUN. 89	.000680	.000352	.000464	.000237	.000895	.000415	.000358	.000805
MIXED FERTILIZER 90	.000145	.001157	.000123	.000219	.000159	.002954	.000319	.000463

TABLE 15 IMPACT TABLE WITHOUT IMPORT LEAKAGES - AGGREGATION L (SEE CHAPTER 4)

COMMODITY(COLUMNS)

OTHER REAL ESTATE

TABLE 15 IMPACT TABLE WITHOUT IMPORT LEAKAGES - AGGREGATION L (SEE CHAPTER 4)

COMMODITY(COLUMNS) INDUSTRY(ROWS)	OTHER UTILITIES 185	REAL ESTATE RENT 186	FINANCE & INSURANCE 187	HEALTH & EDUCATION 188	BUSINESS SERVICE 189	ACCOMMOD. & MEALS 190	PERSONAL SERVICES 191	RENT EX. R. ESTATE 192
PLASTIC RESIN MFG91	.000871	.001248	.001238	.002411	.001159	.002648	.002872	.004745
PHARMACEUTICAL 92	.000305	.000476	.000314	.032778	.002246	.000945	.001252	.001062
PAINT & VARNISH 93	.001547	.003483	.003537	.001422	.001171	.002179	.002990	.003405
SOAPS & CLEANERS 94	.001211	.000979	.000897	.001366	.001082	.003588	.010185	.006865
TOILET PREP. MFG. 95	.000086	.000188	.000153	.001245	.000320	.000442	.005448	.003439
OTH. CHEMICALS IND 96	.008016	.007296	.005882	.010966	.009071	.013544	.021880	.020638
MISC. MFG. IND. 97	.003023	.004765	.004280	.024288	.006820	.007249	.014761	.041963
CONSTRUCTION 98	.058510	.085175	.084072	.011145	.009499	.022218	.021946	.124273
WH. & RETAIL TRADE 99	.025669	.036646	.024481	.044033	.022612	.125561	.048095	.191309
TRANSP. & STORAGE 100	.020812	.020759	.015049	.019573	.021915	.056297	.029222	.148698
COMMUNICATIONS 101	.008867	.015051	.014803	.038597	.068127	.016959	.024373	.023583
UTILITIES 102	1.140434	.008650	.007575	.008398	.006784	.018812	.017590	.041688
FIN. INSUR. RL. EST 103	.041013	.989896	1.054727	.065892	.043077	.061181	.153149	.074616
HEALTH & EDUCATION 104	.000000	.000015	.000000	1.000001	.000000	.000001	.000001	.000001
BUSINESS SERVICE 105	.009331	.011807	.012435	.013821	.943666	.009553	.013470	.014035
HOTEL, RESTAURANT 106	.003936	.008839	.007148	.009060	.015372	.927713	.012906	.012896
OTHER SERVICES 107	.008035	.018977	.015806	.024179	.048707	.032432	.959703	.597887
OFFICE SUPPLIES 108	.003033	.013763	.014165	.023836	.016028	.006875	.011092	.011153
ADVTG. AND TRAVEL 109	.012246	.023013	.022779	.028577	.049470	.033413	.040985	.040095
OPERATING SUPPL. 110	.032274	.033515	.031932	.032416	.026823	.051777	.068417	.062506
NON-COMP. IMPORTS 111	.000466	.000805	.000562	.001228	.000756	.015474	.002678	.002586
BAL. PAYMENT ADJ. 112	.000000	.000000	.000000	.000000	.000000	.000000	.000000	.000000
COMMODITY TAXES 113	.006021	.006972	.006268	.011247	.006648	.012162	.014130	.018744
SUBSIDIES 114	-.007701	-.004659	-.004027	-.003779	-.005208	-.005841	-.003622	-.008852
INDIR. TX + GOV. SER 115	.032717	.176585	.184819	.023336	.021849	.047866	.050726	.039468
WAGES + SALARIES 116	.322420	.275323	.268370	.293257	.521999	.527044	.510179	.540498
NET-INC. UNINCORP 117	.016804	.138094	.128388	.551279	.329269	.179150	.175427	.141811
SURPLUS 118	.629273	.406880	.415620	.123433	.124686	.224144	.250482	.265745
SUB TOT (111-118) 119	1.000000	1.000000	1.000000	1.000000	1.000000	1.000000	1.000000	1.000000

TABLE 15 IMPACT TABLE WITHOUT IMPORT LEAKAGES - AGGREGATION L (SEE CHAPTER 4)

COMMODITY(COLUMNS)		OFFICE	ADVERTISING	TRAVEL &	CAFETERIA	OPERATING
INDUSTRY(ROWS)		SUPPLIES		ENTERTAINMENT	SUPPL.	SUPPL.
		193	194	195	196	197
NET EXPORTS		.0	.0	.0	.0	.0
RE-EXPORTS		-.0	-.0	-.0	-.0	-.0
IMPORTS		.0	.0	.0	.0	.0
INVENTORY CHANGE		.0	.0	.0	.0	.0
OTH. FINAL DEMAND		.0	.0	.0	.0	.0
AGRICULTURE	1	.015832	.054586	.054586	.048270	.048270
FORESTRY	2	.041880	.023967	.023967	.009125	.009125
FISHING,HUNTING	3	.000361	.001651	.001651	.001301	.001301
IRON MINES	4	.001469	.001153	.001153	.006819	.006819
BASE METAL MINES	5	.006441	.003461	.003461	.015486	.015486
URANIUM MINES	6	.000560	.000295	.000295	.001382	.001382
OTHER METAL MINES	7	.001074	.000413	.000413	.000854	.000854
COAL MINES	8	.004481	.002532	.002532	.006871	.006871
PETROLEUM,NAT.GAS	9	.013092	.012653	.012653	.019756	.019756
ASBESTOS MINES	10	.000156	.000250	.000250	.000820	.000820
AO NON-METAL MINE	11	.002976	.001837	.001837	.004656	.004656
MEAT PROCESSORS	12	.002590	.022627	.022627	.014755	.014755
POULTRY PROCESSOR	13	.000264	.002357	.002357	.001659	.001659
DAIRY FACTORIES	14	.001991	.018761	.018761	.010637	.010637
PROCESS CHEESE	15	.000184	.001096	.001096	.000803	.000803
FISH PROD. IND.	16	.000341	.002023	.002023	.001661	.001661
FRUIT&VEG.CANNERS	17	.000820	.009040	.009040	.005162	.005162
FEED MILLS	18	.001983	.005029	.005029	.005019	.005019
FLOUR MILLS	19	.000600	.003806	.003806	.002377	.002377
BREAKFAST CEREAL	20	.000061	.000726	.000726	.000294	.000294
BISCUIT MFG.	21	.000272	.002113	.002113	.000940	.000940
BAKERIES	22	.000805	.009013	.009013	.004779	.004779
CONFECTIONERY MFG	23	.000205	.000927	.000927	.000535	.000535
SUGAR REFINERIES	24	.000341	.003401	.003401	.001886	.001886
VEG. OIL MILLS	25	.001465	.001843	.001843	.005768	.005768
MISC. FOOD IND.	26	.001826	.010163	.010163	.006404	.006404
SOFT DRINKS MFG.	27	.000531	.007472	.007472	.002769	.002769
DISTILLERIES	28	.000601	.009340	.009340	.000805	.000805
BREWERY & WINERY	29	.001155	.020016	.020016	.001170	.001170
LEAF TOBACCO PROC	30	.000025	.000059	.000059	.000078	.000078
TOBACCO PROD.MFG.	31	.000038	.000033	.000033	.000116	.000116
RUBBER FOOTWEAR	32	.000369	.000031	.000031	.000261	.000261
TIRE & TUBE MFG.	33	.005959	.002898	.002898	.040390	.040390
OTH. RUBBER IND.	34	.028316	.002175	.002175	.012425	.012425
LEATHER TANNERIES	35	.000611	.000394	.000394	.000360	.000360
SHOE FACTORIES	36	.000047	.000052	.000052	.000413	.000413
GLOVE & LUGGAGE	37	.002858	.002259	.002259	.000582	.000582
COTTON YARN&CLOTH	38	.006179	.005978	.005978	.012889	.012889
WOOL YARN & CLOTH	39	.002061	.001016	.001016	.001160	.001160
SYN.TEXTILE MILLS	40	.006045	.003381	.003381	.006473	.006473

TABLE 15 IMPACT TABLE WITHOUT IMPORT LEAKAGES - AGGREGATION L (SEE CHAPTER 4)

TABLE 15 IMPACT TABLE WITHOUT IMPORT LEAKAGES - AGGREGATION L (SEE CHAPTER 4)

COMMODITY (COLUMNS) INDUSTRY (ROWS)	OFFICE SUPPLIES 193	ADVERTISING 194	TRAVEL & ENTERTAINMENT 195	CAFETERIA SUPPL. 196	OPERATING SUPPL. 197
CARPET, MAT, RUG 41	.000038	.000051	.000051	.000092	.000092
LINOL. & COATED FAB 42	.001808	.000757	.000757	.002428	.002428
TEXTILE BAG & CANVAS 43	.000546	.000685	.000685	.001537	.001537
OTH. TEXTILE IND. 44	.003824	.002557	.002557	.008046	.008046
HOSIERY MILLS 45	.000020	.000017	.000017	.000050	.000050
OTHER KNITTING 46	.000318	.000187	.000187	.000412	.000412
CLOTHING IND. 47	.001089	.000958	.000958	.003928	.003928
SAWMILLS 48	.007332	.003549	.003549	.004553	.004553
VENEER & PLYWOOD 49	.001128	.000683	.000683	.000798	.000798
SASH & DOOR & PLANING 50	.000745	.000658	.000658	.001068	.001068
OTHER WOOD IND. 51	.002237	.001551	.001551	.003287	.003287
HOUSE FURNITURE 52	.000324	.000329	.000329	.001367	.001367
OTH. FURNITURE IND 53	.000331	.000365	.000365	.001295	.001295
PULP & PAPER MILLS 54	.173409	.070905	.070905	.024147	.024147
ASPHALT ROOFING 55	.000638	.000271	.000271	.000751	.000751
PAPER BOX & BAG MFG 56	.023853	.008764	.008764	.012253	.012253
AD PAPER CONVERT. 57	.102600	.006666	.006666	.006393	.006393
PRINT-PUBLISHING 58	.639231	.329320	.329320	.026618	.026618
IRON & STEEL MILLS 59	.012395	.008504	.008504	.057703	.057703
STEEL PIPE & TUBE 60	.001457	.001128	.001128	.006827	.006827
IRON FOUNDRIES 61	.000908	.000792	.000792	.006584	.006584
SMELTING & REFINING 62	.014685	.006867	.006867	.032948	.032948
ALUM. ROLL. CAST. 63	.004707	.001369	.001369	.006111	.006111
COPPER ROLL. CAST 64	.002121	.001146	.001146	.006824	.006824
METAL ROLL. CAST. 65	.003389	.001738	.001738	.004041	.004041
BOILER & PLATEWORKS 66	.000589	.000566	.000566	.003862	.003862
FABR. STRUCT. METAL 67	.001856	.001605	.001605	.008164	.008164
ORN. & ARCH. METAL 68	.000813	.000899	.000899	.002621	.002621
METAL STAMPING 69	.006156	.006688	.006688	.020222	.020222
WIRE & PROD. MFG. 70	.011800	.004244	.004244	.049283	.049283
HARDWARE & CUTLERY 71	.004361	.001953	.001953	.033287	.033287
OTHER METAL IND 72	.005148	.004104	.004104	.034590	.034590
AD MACHINERY MFG. 73	.008188	.007807	.007807	.113113	.113113
REFRIG. & STORE MCH 74	.002542	.002075	.002075	.010656	.010656
AIRCRAFT & PARTS 75	.001776	.004496	.004496	.003430	.003430
MOTOR VEH. MFG. 76	.001827	.001253	.001253	.011568	.011568
VEHICLE PARTS MFG 77	.006245	.005229	.005229	.072957	.072957
OTH. TRANSP. EQ. IND 78	.001256	.002655	.002655	.005319	.005319
ELEC. APPLIANCE 79	.000782	.000764	.000764	.006370	.006370
COM. EQ. & WIRE MFG. 80	.004188	.003849	.003849	.025806	.025806
ELEC. INDUST. EQ. 81	.002050	.001582	.001582	.019501	.019501
OTH. ELEC. PROD. IND 82	.003090	.002593	.002593	.032089	.032089
CEMENT & LIME MFG. 83	.000699	.000683	.000683	.001080	.001080
CONCRETE & GYPSUM 84	.001024	.001297	.001297	.001725	.001725
CLAY, STONE & REFRACT 85	.000867	.001117	.001117	.002708	.002708
GLASS & PROD. MFG. 86	.001969	.004029	.004029	.004244	.004244
OTH. NON-METAL MIN 87	.001486	.001059	.001059	.009358	.009358
PETR. PROD. IND. 88	.018372	.019346	.019346	.026173	.026173
EXPLOSIVES & AMMUN. 89	.000741	.000526	.000526	.001291	.001291
MIXED FERTILIZER 90	.000469	.001232	.001232	.001317	.001317

TABLE 15 IMPACT TABLE WITHOUT IMPORT LEAKAGES - AGGREGATION L (SEE CHAPTER 4)

COMMODITY(COLUMNS) INDUSTRY(ROWS)	OFFICE SUPPLIES 193	ADVERTISING 194	TRAVEL & ENTERTAINMENT 195	CAFETERIA SUPPL. 196	OPERATING SUPPL. 197
PLASTIC RESIN MFG91	.010534	.003418	.003418	.010978	.010978
PHARMACEUTICAL 92	.000765	.001305	.001305	.007527	.007527
PAINT &VARNISH 93	.003465	.002192	.002192	.032404	.032404
SOAPS & CLEANERS 94	.001847	.002477	.002477	.022378	.022378
TOILET PREP.MFG. 95	.000320	.000600	.000600	.001214	.001214
OTH.CHEMICALS IND96	.051104	.020950	.020950	.074696	.074696
MISC. MFG.IND. 97	.091515	.021439	.021439	.046856	.046856
CONSTRUCTION 98	.017930	.023986	.023986	.020776	.020776
WH.&RETAIL TRADE 99	.139845	.098021	.098021	.367982	.367982
TRANSP.& STORAGE100	.080769	.143121	.143121	.076411	.076411
COMMUNICATIONS 101	.028705	.100090	.100090	.035319	.035319
UTILITIES 102	.025252	.018065	.018065	.027439	.027439
FIN.INSUR.RL. EST103	.044525	.049034	.049034	.057994	.057994
HEALTH&EDUCATION104	.000000	.000000	.000000	.000001	.000001
BUSINESS SERVICE105	.011215	.088301	.088301	.013872	.013872
HOTEL,RESTAURANT106	.016309	.320631	.320631	.017722	.017722
OTHER SERVICES 107	.023633	.050295	.050295	.078046	.078046
OFFICE SUPPLIES 108	1.010409	.009247	.009247	.011671	.011671
ADVTG.AND TRAVEL109	.050784	1.041319	1.041319	.052686	.052686
OPERATING SUPPL.110	.056553	.047898	.047898	1.060085	1.060085
NON-COMP. IMPORTS111	.003592	.006624	.006624	.008706	.008706
BAL.PAYMENT ADJ.112	.000000	.000000	.000000	.000000	.000000
COMMODITY TAXES 113	.065008	.040208	.040208	.041576	.041576
SUBSIDIES 114	-.006751	-.012117	-.012117	-.010323	-.010323
INDIR.TX+GOV.SER115	.029978	.036205	.036205	.035206	.035206
WAGES + SALARIES116	.588394	.555001	.555001	.559774	.559774
NET-INC.UNINCORP117	.046041	.115308	.115308	.079064	.079064
SURPLUS 118	.273738	.258771	.258771	.285996	.285996
SUB TOT(111-118)119	1.000000	1.000000	1.000000	1.000000	1.000000

TABLE 16 IMPACT TABLE WITH IMPORT LEAKAGES - AGGREGATION L (SEE CHAPTER 4)

COMMODITY(COLUMNS)	LIVE ANIMALS	GRAIN	FRUITS-NUTS	MILK	EGGS
--------------------	--------------	-------	-------------	------	------

TABLE 16 IMPACT TABLE WITH IMPORT LEAKAGES - AGGREGATION L (SEE CHAPTER 4)

COMMODITY (COLUMNS)	LIVE ANIMALS	GRAIN	FRUITS, NUTS & VEG.	MILK, UNPROCESSED	EGGS IN THE SHELL	TOBACCO	OIL SEEDS	AGR. PROD. NES
INDUSTRY (ROWS)	1	2	3	4	5	6	7	8
NET EXPORTS	66.2	624.5	19.0	.0	2.3	.0	66.0	25.2
RE-EXPORTS	.1	.0	.3	-.0	.0	-.0	.0	.6
IMPORTS	-8.6	-40.6	-122.4	.0	-4.1	.0	-44.8	-31.6
INVENTORY CHANGE	34.5	-439.8	5.9	.3	.1	1.1	-3.5	.7
OTH. FINAL DEMAND	73.2	.2	222.9	24.2	134.4	.0	1.0	30.1
IMPORT COEF.	.008102	.124907	.348670	-.000000	.026202	-.000000	.781017	.230689
RE-EXPORT COEF.	.001222	.000040	.016126	.000000	.010052	.000000	.000167	.022538
AGRICULTURE 1	1.081667	1.081085	1.080339	1.081890	1.081890	1.081890	1.079884	1.051348
FORESTRY 2	.006324	.006328	.006328	.006324	.006324	.006324	.006333	.014959
FISHING, HUNTING 3	.001125	.001126	.001597	.001125	.001125	.001125	.001126	.001122
IRON MINES 4	.000295	.000295	.000296	.000295	.000295	.000295	.000296	.000297
BASE METAL MINES 5	.001104	.001104	.001105	.001104	.001104	.001104	.001105	.001108
URANIUM MINES 6	.000102	.000102	.000102	.000102	.000102	.000102	.000102	.000103
OTHER METAL MINES 7	.000049	.000050	.000050	.000049	.000049	.000049	.000050	.000051
COAL MINES 8	.000797	.000797	.000797	.000797	.000797	.000797	.000798	.000786
PETROLEUM, NAT. GAS 9	.017345	.017338	.017335	.017347	.017347	.017347	.017324	.017094
ASBESTOS MINES 10	.000047	.000047	.000047	.000047	.000047	.000047	.000047	.000048
AD NON-METAL MINE 11	.001599	.001600	.001601	.001600	.001600	.001600	.001600	.001575
MEAT PROCESSORS 12	.005987	.006004	.006004	.005987	.005987	.005987	.006027	.005968
POULTRY PROCESSOR 13	.000249	.000232	.000295	.000231	.000231	.000231	.000234	.000234
DAIRY FACTORIES 14	.001304	.001311	.001309	.001304	.001304	.001304	.001325	.001425
PROCESS CHEESE 15	.000112	.000112	.000112	.000112	.000112	.000112	.000113	.000486
FISH PROD. IND. 16	.001905	.001907	.002891	.001905	.001905	.001905	.001907	.001882
FRUIT & VEG. CANNERS 17	.000473	.000478	.000477	.000473	.000473	.000473	.000515	.000489
FEED MILLS 18	.085907	.086024	.085804	.085924	.085924	.085924	.085905	.085409
FLOUR MILLS 19	.010481	.010500	.010481	.010483	.010483	.010483	.010519	.010301
BREAKFAST CEREAL 20	.000260	.000387	.000260	.000260	.000260	.000260	.000261	.000256
BISCUIT MFG. 21	.000070	.000070	.000070	.000070	.000070	.000070	.000071	.000072
BAKERIES 22	.000472	.000472	.000473	.000472	.000472	.000472	.000473	.000481
CONFECTIONERY MFG 23	.000115	.000118	.000118	.000115	.000115	.000115	.000124	.000122
SUGAR REFINERIES 24	.001375	.001391	.001384	.001375	.001375	.001375	.001387	.001387
VEG. OIL MILLS 25	.004244	.004256	.004246	.004245	.004245	.004245	.004268	.004217
MISC. FOOD IND. 26	.003423	.004098	.004011	.003423	.003423	.003423	.005611	.004280
SOFT DRINKS MFG. 27	.000230	.000230	.000230	.000230	.000230	.000230	.000231	.000238
DISTILLERIES 28	.000505	.000507	.000506	.000505	.000505	.000505	.000508	.000509
BREWERY & WINERY 29	.000235	.000236	.000236	.000235	.000235	.000235	.000239	.000256
LEAF TOBACCO PROC 30	.000144	.000144	.000144	.000144	.000144	.000144	.000144	.000142
TOBACCO PROD. MFG. 31	.000017	.000017	.000017	.000017	.000017	.000017	.000017	.000017
RUBBER FOOTWEAR 32	.000018	.000018	.000018	.000018	.000018	.000018	.000018	.000018
TIRE & TUBE MFG. 33	.004211	.004210	.004209	.004212	.004212	.004212	.004208	.004184
OTH. RUBBER IND. 34	.000945	.000945	.000945	.000945	.000945	.000945	.000945	.000962
LEATHER TANNERIES 35	.000029	.000029	.000029	.000029	.000029	.000029	.000029	.000029
SHOE FACTORIES 36	.000026	.000026	.000026	.000026	.000026	.000026	.000026	.000026
GLOVE & LUGGAGE 37	.000064	.000064	.000064	.000064	.000064	.000064	.000064	.000067
COTTON YARN & CLOTH 38	.002006	.002006	.002011	.002006	.002006	.002006	.002006	.002008
WOOL YARN & CLOTH 39	.000151	.000151	.000151	.000150	.000150	.000150	.000151	.000164
SYN. TEXTILE MILLS 40	.000747	.000747	.000747	.000746	.000746	.000746	.000747	.000781

TABLE 16 IMPACT TABLE WITH IMPORT LEAKAGES - AGGREGATION L (SEE CHAPTER 4)

COMMODITY(COLUMNS)	LIVE ANIMALS	GRAIN	FRUITS,NUTS & VEG.	MILK, UNPROCESSED	EGGS IN THE SHELL	TOBACCO	OIL SEEDS	AGR. PROD. NES
INDUSTRY(ROWS)	1	2	3	4	5	6	7	8
CARPET,MAT,RUG 41	.000031	.000031	.000031	.000031	.000031	.000031	.000031	.000031
LINOL.&COATED FAB42	.000216	.000216	.000216	.000216	.000216	.000216	.000216	.000216
TXTILE BAG&CANVAS43	.002174	.002177	.002173	.002174	.002174	.002174	.002177	.002157
OTH.TEXTILE IND. 44	.002931	.002930	.002933	.002931	.002931	.002931	.002928	.002892
HOSIERY MILLS 45	.000006	.000006	.000006	.000006	.000006	.000006	.000006	.000006
OTHER KNITTING 46	.000046	.000046	.000046	.000046	.000046	.000046	.000046	.000049
CLOTHING IND. 47	.000489	.000489	.000489	.000489	.000489	.000489	.000489	.000529
SAWMILLS 48	.001521	.001522	.001527	.001521	.001521	.001521	.001523	.001568
VENEER & PLYWOOD 49	.000561	.000561	.000561	.000561	.000561	.000561	.000561	.000562
SASH&DOOR&PLANING50	.000725	.000725	.000726	.000725	.000725	.000725	.000725	.000724
OTHER WOOD IND. 51	.001903	.001903	.001908	.001903	.001903	.001903	.001902	.002143
HOUSE FURNITURE 52	.000155	.000155	.000155	.000155	.000155	.000155	.000155	.000156
OTH.FURNITURE IND53	.000146	.000146	.000146	.000146	.000146	.000146	.000146	.000147
PULP&PAPER MILLS 54	.004041	.004070	.004067	.004039	.004039	.004039	.004111	.004267
ASPHALT ROOFING 55	.000247	.000247	.000247	.000247	.000247	.000247	.000247	.000246
PAPER BOX&BAG MFG56	.003982	.004024	.004021	.003981	.003981	.003981	.004081	.004130
AD PAPER CONVERT.57	.001454	.001459	.001459	.001453	.001453	.001453	.001466	.001519
PRINT-PUBLISHING 58	.005875	.005895	.005891	.005870	.005870	.005870	.005927	.006350
IRON&STEEL MILLS 59	.004728	.004732	.004746	.004728	.004728	.004728	.004738	.004747
STEEL PIPE & TUBE60	.000810	.000810	.000811	.000810	.000810	.000810	.000810	.000809
IRON FOUNDRIES 61	.000477	.000477	.000477	.000477	.000477	.000477	.000477	.000477
SMELTING&REFINING62	.002499	.002500	.002502	.002499	.002499	.002499	.002502	.002504
ALUM.ROLL.CAST. 63	.000421	.000422	.000423	.000421	.000421	.000421	.000423	.000425
COPPER ROLL. CAST64	.000488	.000488	.000488	.000488	.000488	.000488	.000488	.000490
METAL ROLL. CAST.65	.000278	.000278	.000278	.000278	.000278	.000278	.000278	.000279
BOILER&PLATEWORKS66	.000347	.000347	.000348	.000347	.000347	.000347	.000347	.000349
FABR.STRUCT.METAL67	.001105	.001104	.001105	.001105	.001105	.001105	.001104	.001108
ORN.&ARCH.METAL 68	.000619	.000619	.000619	.000619	.000619	.000619	.000619	.000618
METAL STAMPING 69	.003072	.003084	.003111	.003072	.003072	.003072	.003112	.003109
WIRE & PROD. MFG.70	.003861	.003860	.003860	.003861	.003861	.003861	.003859	.003886
HARDWARE&CUTLERY 71	.001075	.001075	.001076	.001075	.001075	.001075	.001075	.001086
OTHER METAL IND 72	.002125	.002125	.002126	.002125	.002125	.002125	.002125	.002138
AD MACHINERY MFG.73	.005855	.005854	.005856	.005856	.005856	.005856	.005851	.005816
REFRIG.&STORE MCH74	.000685	.000685	.000685	.000685	.000685	.000685	.000686	.000698
AIRCRAFT & PARTS 75	.000822	.000822	.000822	.000822	.000822	.000822	.000823	.000823
MOTOR VEH. MFG. 76	.000775	.000775	.000775	.000775	.000775	.000775	.000775	.000774
VEHICLE PARTS MFG77	.002018	.002019	.002019	.002019	.002019	.002019	.002019	.002032
OTH.TRANSP.EQ.IND78	.000625	.000625	.000633	.000625	.000625	.000625	.000626	.000631
ELEC. APPLIANCE 79	.000409	.000409	.000409	.000409	.000409	.000409	.000409	.000410
COM.EQ.&WIRE MFG.80	.002000	.002000	.002003	.002000	.002000	.002000	.002000	.002007
ELEC. INDUSTR. EQ.81	.000927	.000927	.000927	.000927	.000927	.000927	.000926	.000931
OTH.ELEC.PROD.IND82	.001783	.001783	.001784	.001783	.001783	.001783	.001783	.001790
CEMENT&LIME MFG. 83	.000631	.000631	.000631	.000631	.000631	.000631	.000631	.000629
CONCRETE&GYPSUM 84	.001203	.001202	.001203	.001203	.001203	.001203	.001202	.001200
CLAY,STONE&REFRAC85	.000330	.000330	.000331	.000330	.000330	.000330	.000330	.000330
GLASS&PROD. MFG. 86	.000389	.000395	.000395	.000389	.000389	.000389	.000406	.000407
OTH.NON-METAL MIN87	.000648	.000648	.000648	.000648	.000648	.000648	.000648	.000652
PETR. PROD. IND. 88	.055789	.055764	.055755	.055796	.055796	.055796	.055715	.054944
EXPLOSIVES&AMMUN.89	.000267	.000267	.000268	.000267	.000267	.000267	.000267	.000274
MIXED FERTILIZER 90	.015815	.015807	.015796	.015818	.015818	.015818	.015789	.015373

TABLE 16 IMPACT TABLE WITH IMPORT LEAKAGES - AGGREGATION L (SEE CHAPTER 4)

COMMODITY (COLUMNS)	LIVE ANIMALS	GRAIN	FRUITS, NUTS & VEG.	MILK, UNPROCESSED	EGGS IN THE SHELL	TOBACCO	OIL SEEDS	AGR. PROD. NES
INDUSTRY (ROWS)	1	2	3	4	5	6	7	8
PLASTIC RESIN MFG91	.000956	.000957	.000957	.000956	.000956	.000956	.000959	.000963
PHARMACEUTICAL 92	.001639	.001642	.001639	.001640	.001640	.001640	.001643	.001637
PAINT & VARNISH 93	.001888	.001888	.001889	.001888	.001888	.001888	.001888	.001903
SOAPS & CLEANERS 94	.001365	.001378	.001377	.001365	.001365	.001365	.001406	.001399
TOILET PREP. MFG. 95	.000150	.000151	.000151	.000150	.000150	.000150	.000152	.000154
OTH. CHEMICALS IND 96	.016439	.016441	.016433	.016442	.016442	.016442	.016443	.016158
MISC. MFG. IND. 97	.002905	.002908	.002910	.002904	.002904	.002904	.002911	.002985
CONSTRUCTION 98	.030905	.030896	.030909	.030907	.030907	.030907	.030877	.030752
WH. & RETAIL TRADE 99	.063671	.063473	.063468	.063467	.063467	.063467	.063476	.082119
TRANSP. & STORAGE 100	.054669	.054709	.054709	.054669	.054669	.054669	.054747	.054921
COMMUNICATIONS 101	.009169	.009171	.009173	.009163	.009163	.009163	.009182	.009704
UTILITIES 102	.017158	.017158	.017155	.017157	.017157	.017157	.017158	.017173
FIN. INSUR. RL. EST 103	.045892	.045874	.045867	.045887	.045887	.045887	.045857	.046804
HEALTH & EDUCATION 104	.000000	.000000	.000000	.000000	.000000	.000000	.000000	.000000
BUSINESS SERVICE 105	.004406	.004413	.004415	.004404	.004404	.004404	.004425	.004626
HOTEL, RESTAURANT 106	.003724	.003746	.003742	.003721	.003721	.003721	.003779	.004068
OTHER SERVICES 107	.007577	.007582	.007584	.007576	.007576	.007576	.007590	.007960
OFFICE SUPPLIES 108	.004596	.004595	.004594	.004593	.004593	.004593	.004597	.004866
ADVTG. AND TRAVEL 109	.010862	.010934	.010922	.010852	.010852	.010852	.011042	.011978
OPERATING SUPPL. 110	.051057	.051059	.051070	.051059	.051059	.051059	.051051	.051540
NON-COMP. IMPORTS 111	.001921	.002010	.001997	.001921	.001921	.001921	.002204	.002044
BAL. PAYMENT ADJ. 112	.000000	.000000	.000000	.000000	.000000	.000000	.000000	.000000
COMMODITY TAXES 113	.012872	.012870	.012869	.012871	.012871	.012871	.012867	.012989
SUBSIDIES 114	-.012039	-.012037	-.012030	-.012038	-.012038	-.012038	-.012028	-.012070
INDIR. TX+GOV. SER 115	.061016	.060993	.060966	.061021	.061021	.061021	.060951	.060460
WAGES + SALARIES 116	.211958	.212035	.212196	.211889	.211889	.211889	.212218	.221143
NET-INC. UNINCORP 117	.339354	.339171	.339105	.339400	.339400	.339400	.338823	.332664
SURPLUS 118	.287512	.287492	.287436	.287520	.287520	.287520	.287435	.286148
SUB TOT (111-118) 119	.902594	.902534	.902539	.902584	.902584	.902584	.902470	.903378

TABLE 16 IMPACT TABLE WITH IMPORT LEAKAGES - AGGREGATION L (SEE CHAPTER 4)

COMMODITY (COLUMNS)	FOREST PRODUCTS	FISH LANDINGS	FUR SKIN EX. RANCH	IRON ORE	METAL ORES NES	RADIOACTIVE ORES	GOLD ORES	COAL
INDUSTRY (ROWS)	9	10	11	12	13	14	15	16
NET EXPORTS	42.9	13.6	10.3	120.7	42.0	200.1	156.3	8.1
RE-EXPORTS	1.0	.0	.9	-.0	.0	.0	-.0	.0
IMPORTS	-14.7	-4.2	-13.8	-48.7	-76.1	.0	-1.7	-119.4
INVENTORY CHANGE	-12.0	.1	.4	2.2	15.7	2.9	-1.3	2.4
OTH. FINAL DEMAND	38.3	5.8	.0	.0	.0	.0	.0	47.0
IMPORT COEF.	.016900	.040325	.940631	.538022	.120845	.000000	.208964	.664191
RE-EXPORT COEF.	.023846	.002999	.076206	-.000000	.000524	.000000	-.000000	.000246
AGRICULTURE 1	.097042	.003249	.003249	.007779	.002483	.003244	.004314	.005599
FORESTRY 2	1.034714	.005925	.005925	.002229	.000985	.001131	.001714	.004238
FISHING, HUNTING 3	.001018	1.014314	1.014314	.000232	.000081	.000098	.000125	.000140
IRON MINES 4	.000491	.000414	.000414	.967655	.000847	.000638	.001400	.000419
BASE METAL MINES 5	.001712	.001464	.001464	.016288	.978999	.120372	.071406	.001374
URANIUM MINES 6	.000241	.000140	.000140	.001540	.002031	.753041	.007115	.000135
OTHER METAL MINES 7	.000128	.000093	.000093	.000636	.000251	.000202	.831062	.000066
COAL MINES 8	.000492	.000331	.000331	.000616	.000737	.002531	.001437	1.001749
PETROLEUM, NAT. GAS 9	.011744	.015188	.015188	.048980	.017904	.009515	.030240	.003999
ASBESTOS MINES 10	.000130	.000065	.000065	.000095	.000041	.000054	.000059	.000061
AO NON-METAL MINE 11	.000868	.002291	.002291	.001380	.003814	.002746	.001650	.000466
MEAT PROCESSORS 12	.002825	.000415	.000415	.002205	.000618	.000915	.001145	.001398
POULTRY PROCESSOR 13	.000248	.000064	.000064	.000251	.000071	.000104	.000127	.000160
DAIRY FACTORIES 14	.001775	.000372	.000372	.001710	.000487	.000705	.000873	.001091
PROCESS CHEESE 15	.000129	.000041	.000041	.000131	.000038	.000056	.000068	.000085
FISH PROD. IND. 16	.000447	.000078	.000078	.000210	.000063	.000099	.000115	.000136
FRUIT & VEG. CANNERS 17	.000613	.000118	.000118	.000626	.000173	.000252	.000313	.000398
FEED MILLS 18	.015766	.000418	.000418	.000846	.000279	.000369	.000474	.000614
FLOUR MILLS 19	.001764	.000131	.000131	.000407	.000132	.000185	.000246	.000258
BREAKFAST CEREAL 20	.000083	.000010	.000010	.000047	.000014	.000019	.000025	.000030
BISCUIT MFG. 21	.000139	.000027	.000027	.000141	.000040	.000056	.000072	.000090
BAKERIES 22	.000737	.000147	.000147	.000769	.000214	.000309	.000387	.000490
CONFECTIONERY MFG 23	.000087	.000025	.000025	.000080	.000025	.000035	.000044	.000052
SUGAR REFINERIES 24	.000461	.000054	.000054	.000278	.000078	.000114	.000143	.000178
VEG. OIL MILLS 25	.000971	.000127	.000127	.000412	.000143	.000237	.000291	.000256
MISC. FOOD IND. 26	.001352	.000339	.000339	.000908	.000287	.000437	.000514	.000588
SOFT DRINKS MFG. 27	.000430	.000086	.000086	.000446	.000130	.000186	.000236	.000286
DISTILLERIES 28	.000210	.000054	.000054	.000146	.000066	.000093	.000131	.000095
BREWERY & WINERY 29	.000389	.000139	.000139	.000316	.000129	.000146	.000238	.000217
LEAF TOBACCO PROC 30	.000032	.000006	.000006	.000012	.000004	.000006	.000007	.000008
TOBACCO PROD. MFG. 31	.000020	.000012	.000012	.000021	.000007	.000011	.000012	.000014
RUBBER FOOTWEAR 32	.000030	.000012	.000012	.000032	.000009	.000013	.000017	.000021
TIRE & TUBE MFG. 33	.005018	.000857	.000857	.005520	.001376	.002139	.002482	.003395
OTH. RUBBER IND. 34	.001409	.000803	.000803	.001527	.000478	.000661	.000833	.000969
LEATHER TANNERIES 35	.000049	.000055	.000055	.000045	.000014	.000020	.000026	.000031
SHOE FACTORIES 36	.000058	.000012	.000012	.000059	.000015	.000023	.000028	.000039
GLOVE & LUGGAGE 37	.000116	.000076	.000076	.000099	.000033	.000042	.000054	.000072
COTTON YARN & CLOTH 38	.001682	.013213	.013213	.001107	.000344	.000500	.000882	.000727
WOOL YARN & CLOTH 39	.000514	.000267	.000267	.000139	.000098	.000070	.000294	.000095
SYN. TEXTILE MILLS 40	.000809	.002376	.002376	.000677	.000264	.000406	.000677	.000449

TABLE 16 IMPACT TABLE WITH IMPORT LEAKAGES - AGGREGATION L (SEE CHAPTER 4)

COMMODITY (COLUMNS)

GLOVE & LUGGAGE 37	.000012	.000012	.000012	.000059	.000015	.000023	.000028	.000039
COTTON YARN&CLOTH38	.000116	.000076	.000076	.000099	.000033	.000042	.000084	.000072
WOOL YARN & CLOTH39	.0001682	.013213	.013213	.001107	.000344	.000500	.000882	.000727
SYN.TEXTILE MILLS40	.000514	.000267	.000267	.000139	.000098	.000070	.000294	.000095
	.000809	.002376	.002376	.000677	.000264	.000406	.000677	.000449

TABLE 16 IMPACT TABLE WITH IMPORT LEAKAGES - AGGREGATION L (SEE CHAPTER 4)

COMMODITY(COLUMNS)	FOREST PRODUCTS	FISH LANDINGS	FUR SKIN EX. RANCH	IRON ORE	METAL ORES	RADIOACTIVE ORES	GOLD ORES	COAL
INDUSTRY(ROWS)	9	10	11	12	13	14	15	16
CARPET,MAT,RUG 41	.000042	.000065	.000065	.000028	.000017	.000012	.000025	.000016
LINOL.&COATED FAB42	.000287	.000335	.000335	.000257	.000094	.000108	.000183	.000157
TXITLE BAG&CANVAS43	.001198	.000183	.000183	.000233	.000081	.000122	.000159	.000144
OTH.TEXTILE IND. 44	.001500	.010697	.010697	.000795	.000243	.000343	.001496	.000524
HOSIERY MILLS 45	.000008	.000007	.000007	.000008	.000003	.000004	.000005	.000005
OTHER KNITTING 46	.000071	.000081	.000081	.000045	.000016	.000020	.000049	.000030
CLOTHING IND. 47	.000578	.000394	.000394	.000566	.000163	.000241	.000324	.000365
SAWMILLS 48	.005354	.011494	.011494	.001339	.000724	.000658	.001126	.007722
VENEER & PLYWOOD 49	.001423	.000868	.000868	.000427	.000259	.000189	.000310	.000270
SASH&DOOR&PLANING50	.001009	.001685	.001685	.000624	.000375	.000277	.000419	.000728
OTHER WOOD IND. 51	.001421	.000744	.000744	.000562	.000243	.000296	.000552	.000573
HOUSE FURNITURE 52	.000238	.000464	.000464	.000211	.000080	.000095	.000140	.000332
OTH.FURNITURE IND53	.000254	.000311	.000311	.000207	.000082	.000093	.000139	.000168
PULP&PAPER MILLS 54	.004594	.002287	.002287	.004751	.001843	.002467	.003789	.003225
ASPHALT ROOFING 55	.000313	.000348	.000348	.000243	.000133	.000163	.000180	.000134
PAPER BOX&BAG MFG56	.002279	.001337	.001337	.002330	.001054	.001649	.002225	.001446
AO PAPER CONVERT.57	.001358	.000865	.000865	.001413	.000479	.000617	.000984	.000954
PRINT-PUBLISHING 58	.009292	.003224	.003224	.008688	.003071	.003416	.005510	.006059
IRON&STEEL MILLS 59	.007606	.006774	.006774	.007576	.005329	.007368	.008052	.008723
STEEL PIPE & TUBE60	.001275	.001356	.001356	.001250	.000639	.000581	.000993	.000651
IRON FOUNDRIES 61	.000779	.000860	.000860	.003285	.004567	.003039	.010082	.000546
SMELTING&REFINING62	.003675	.003349	.003349	.041750	.055798	.334122	.196395	.003121
ALUM.ROLL.CAST. 63	.000650	.000789	.000789	.000753	.000421	.000920	.000990	.000431
COPPER ROLL. CAST64	.000849	.001019	.001019	.001053	.000511	.000545	.001136	.000631
METAL ROLL. CAST.65	.000391	.000327	.000327	.000593	.000518	.001580	.001229	.000271
BOILER&PLATEWORKS66	.000568	.000701	.000701	.000599	.000326	.000358	.000449	.000378
FABR.STRUCT.METAL67	.002025	.001934	.001934	.001556	.000909	.000991	.001313	.000927
ORN.&ARCH.METAL 68	.000933	.001210	.001210	.000737	.000421	.000443	.000563	.000455
METAL STAMPING 69	.002896	.003775	.003775	.002882	.002549	.001995	.002472	.001717
WIRE & PROD. MFG.70	.010265	.001885	.001885	.005567	.001546	.002227	.002720	.003507
HARDWARE&CUTLERY 71	.002497	.000766	.000766	.002872	.000832	.001218	.001377	.001809
OTHER METAL IND 72	.003779	.003661	.003661	.004704	.002893	.002959	.004745	.002913
AO MACHINERY MFG.73	.008733	.008782	.008782	.012271	.006246	.008887	.008105	.008658
REFRIG.&STORE MCH74	.001339	.000537	.000537	.002824	.000563	.000714	.000998	.001235
AIRCRAFT & PARTS 75	.000817	.000611	.000611	.002337	.001129	.000933	.002446	.001149
MOTOR VEH. MFG. 76	.001119	.000587	.000587	.001271	.000426	.000632	.000695	.000846
VEHICLE PARTS MFG77	.004371	.001293	.001293	.005183	.001812	.002354	.003374	.003069
OTH.TRANSP.EQ.IND78	.000973	.015601	.015601	.002208	.001147	.000934	.001854	.001854
ELEC. APPLIANCE 79	.000684	.000646	.000646	.000770	.000356	.000423	.000548	.000505
COM.EQ.&WIRE MFG.80	.003524	.006518	.006518	.003427	.001209	.001526	.001917	.002097
ELEC. INDUST. EQ.81	.001851	.001048	.001048	.002042	.000681	.000933	.001117	.001288
OTH.ELEC.PROD.IND82	.003455	.001506	.001506	.003799	.001124	.001723	.001947	.002337
CEMENT&LIME MFG. 83	.000867	.000933	.000933	.000594	.000988	.003866	.001956	.000287
CONCRETE&GYPSUM 84	.001897	.002147	.002147	.001144	.000749	.000591	.000792	.000613
CLAY, STONE&REFRAC85	.000495	.000491	.000491	.000593	.000391	.000897	.000862	.000294
GLASS&PROD. MFG. 86	.000522	.001261	.001261	.000472	.000188	.000239	.000438	.000295
OTH.NON-METAL MIN87	.001195	.000687	.000687	.001131	.000401	.000515	.000640	.000678
PETR. PROD. IND. 88	.036906	.048754	.048754	.022664	.006441	.010591	.009389	.011538
EXPLOSIVES&AMMUN.89	.001281	.001937	.001937	.017587	.011152	.007560	.028318	.010852
MIXED FERTILIZER 90	.001466	.000087	.000087	.000325	.000170	.000214	.000387	.000212

TABLE 16 IMPACT TABLE WITH IMPORT LEAKAGES - AGGREGATION L (SEE CHAPTER 4)

COMMODITY (COLUMNS)	FOREST PRODUCTS 9	FISH LANDINGS 10	FUR SKIN EX. RANCH 11	IRON ORE 12	METAL ORES NES 13	RADIOACTIVE ORES 14	GOLD ORES 15	COAL 16
INDUSTRY (ROWS)								
PLASTIC RESIN MFG91	.001013	.001039	.001039	.001212	.000512	.000699	.001818	.000722
PHARMACEUTICAL 92	.001043	.000157	.000157	.000971	.000264	.000441	.000481	.000590
PAINT & VARNISH 93	.004169	.000998	.000998	.004619	.001246	.001817	.002232	.002868
SOAPS & CLEANERS 94	.002792	.000339	.000339	.003076	.000791	.001230	.001473	.001983
TOILET PREP. MFG. 95	.000309	.000053	.000053	.000221	.000063	.000092	.000118	.000188
OTH. CHEMICALS IND96	.008761	.004235	.004235	.015565	.008278	.027041	.016623	.005791
MISC. MFG. IND. 97	.006026	.006563	.006563	.005383	.001760	.002710	.024802	.003407
CONSTRUCTION 98	.043207	.058822	.058822	.027675	.018064	.011773	.018046	.014452
WH. & RETAIL TRADE 99	.073101	.039789	.039789	.070462	.023193	.033943	.039823	.047083
TRANSP. & STORAGE 100	.067207	.049641	.049641	.050511	.015153	.026120	.023108	.022791
COMMUNICATIONS 101	.011440	.006125	.006125	.011678	.004479	.005290	.007025	.007019
UTILITIES 102	.010889	.004873	.004873	.033177	.023868	.027605	.063415	.057327
FIN. INSUR. RL. EST 103	.101740	.028958	.028958	.054448	.017029	.013137	.032665	.041365
HEALTH & EDUCATION 104	.000001	.000000	.000000	.000000	.000000	.000000	.000000	.000000
BUSINESS SERVICE 105	.007897	.003863	.003863	.024168	.008612	.007020	.013506	.006192
HOTEL, RESTAURANT 106	.006332	.002292	.002292	.005188	.002114	.002376	.003865	.003548
OTHER SERVICES 107	.037133	.004090	.004090	.019989	.005602	.007873	.009952	.021811
OFFICE SUPPLIES 108	.006667	.002080	.002080	.007418	.002113	.002276	.003618	.005251
ADVTG. AND TRAVEL 109	.018892	.006609	.006609	.015586	.006456	.007119	.011880	.010718
OPERATING SUPPL. 110	.128821	.011476	.011476	.151003	.035884	.056618	.065448	.093569
NCN-COMP. IMPORTS 111	.001316	.002937	.002937	.001115	.000326	.000491	.000694	.000705
BAL. PAYMENT ADJ. 112	.000000	.000000	.000000	.000000	.000000	.000000	.000000	.000000
COMMODITY TAXES 113	.015287	.011345	.011345	.011254	.004810	.005801	.007344	.006765
SUBSIDIES 114	-.004629	-.005289	-.005289	-.003247	-.001201	-.002053	-.074901	-.217307
INDIR. TX+GOV. SER 115	.050978	.016020	.016020	.025317	.017512	.015548	.019300	.014037
WAGES + SALARIES 116	.526736	.264186	.264186	.427204	.323282	.276846	.578222	.717291
NET-INC. UNINCORP 117	.099648	.349066	.349066	.029266	.010862	.010872	.020536	.019271
SURPLUS 118	.232156	.284002	.284002	.423880	.602997	.609754	.371721	.405415
SUB TOT (111-118) 119	.921492	.922267	.922267	.914790	.958587	.917258	.922917	.946176

TABLE 16 IMPACT TABLE WITH IMPORT LEAKAGES - AGGREGATION L (SEE CHAPTER 4)

COMMODITY (COLUMNS)	CRUDE MINERAL	NATURAL GAS	PROD. REL.	ASBESTOS	CLAY E	SALT	CRUDE	MEAT
---------------------	---------------	-------------	------------	----------	--------	------	-------	------

TABLE 16 IMPACT TABLE WITH IMPORT LEAKAGES - AGGREGATION L (SEE CHAPTER 4)

COMMODITY (COLUMNS)	CRUDE MINERAL CILS	NATURAL GAS	PROD. REL. TO MINES	ASBESTOS FIBRES	CLAY & GYPSUM	SALT	CRUDE MINERAL NES	MEAT
INDUSTRY (ROWS)	17	18	19	20	21	22	23	24
NET EXPORTS	162.8	41.7	4.0	128.5	7.3	2.2	15.0	40.9
RE-EXPORTS	-0.0	-0.0	.0	.1	.0	-0.0	4.1	.2
IMPORTS	-357.0	-2.9	-8.6	-1.3	-7.2	-1.5	-46.4	-45.1
INVENTORY CHANGE	3.1	-1	2.6	-1.4	-0	.3	1.4	15.9
OTH. FINAL DEMAND	.0	15.4	139.3	.0	.0	12.1	.0	886.1
IMPORT COEF.	.492035	.096607	.041326	.216854	.748780	.075267	.302914	.037659
RE-EXPORT COEF.	-.000000	-.000000	.007255	.000948	.000548	-.000000	.216827	.005423
AGRICULTURE 1	.013048	.013143	.012613	.004712	.007878	.012400	.007952	.590189
FORESTRY 2	.002024	.002015	.002007	.003125	.005057	.005206	.005035	.006741
FISHING, HUNTING 3	.000161	.000160	.000161	.000401	.000385	.005376	.000393	.001970
IRON MINES 4	.001374	.001386	.033058	.000953	.000494	.000436	.000434	.000359
BASE METAL MINES 5	.001927	.001934	.022743	.001700	.003914	.001933	.002151	.001194
URANIUM MINES 6	.000128	.000128	.000176	.000153	.000240	.000213	.000231	.000114
OTHER METAL MINES 7	.000446	.000451	.012387	.000335	.000112	.000111	.000113	.000064
COAL MINES 8	.000353	.000348	.000395	.000993	.002940	.002581	.003451	.000899
PETROLEUM, NAT. GAS 9	1.021213	1.034024	.963560	.026647	.014191	.014332	.014482	.012144
ASBESTOS MINES 10	.000069	.000069	.000069	1.000125	.000552	.000103	.000446	.000052
AO NON-METAL MINE 11	.001268	.001270	.001409	.000483	.898875	.952762	.947503	.001759
MEAT PROCESSORS 12	.001304	.001304	.001324	.001220	.002102	.002901	.002108	.936933
POULTRY PROCESSOR 13	.000143	.000143	.000145	.000136	.000240	.000288	.000240	.001113
DAIRY FACTORIES 14	.001056	.001056	.001065	.000980	.001674	.001984	.001672	.002148
PROCESS CHEESE 15	.000075	.000075	.000076	.000074	.000130	.000151	.000130	.000775
FISH PROD. IND. 16	.000137	.000137	.000139	.000117	.000205	.010623	.000206	.003730
FRUIT & VEG. CANNERS 17	.000374	.000374	.000378	.000342	.000598	.000835	.000598	.006630
FEED MILLS 18	.001179	.001183	.001143	.000559	.000905	.001321	.000913	.048400
FLOUR MILLS 19	.000596	.000600	.000581	.000249	.000396	.001237	.000400	.006617
BREAKFAST CEREAL 20	.000035	.000035	.000035	.000027	.000047	.000064	.000047	.000280
BISCUIT MFG. 21	.000106	.000106	.000106	.000079	.000137	.000144	.000136	.000118
BAKERIES 22	.000470	.000470	.000473	.000422	.000739	.000759	.000736	.000889
CONFECTIONERY MFG 23	.000052	.000052	.000052	.000051	.000086	.000230	.000087	.000228
SUGAR REFINERIES 24	.000190	.000191	.000191	.000154	.000268	.000896	.000270	.001614
VEG. OIL MILLS 25	.000223	.000223	.000246	.000252	.000391	.000862	.000403	.008529
MISC. FOOD IND. 26	.000588	.000588	.000600	.000545	.000932	.036482	.011049	.007570
SOFT DRINKS MFG. 27	.000305	.000305	.000305	.000252	.000440	.000447	.000435	.000427
DISTILLERIES 28	.000155	.000155	.000157	.000117	.000175	.000216	.000170	.000513
BREWERY & WINERY 29	.000462	.000462	.000448	.000247	.000420	.000454	.000391	.000592
LEAF TOBACCO PROD 30	.000008	.000008	.000008	.000007	.000013	.000023	.000013	.000411
TOBACCO PROD. MFG. 31	.000012	.000012	.000012	.000012	.000022	.000022	.000022	.000019
RUBBER FOOTWEAR 32	.000018	.000018	.000019	.000018	.000030	.000030	.000030	.000022
TIRE & TUBE MFG. 33	.002378	.002326	.002416	.002724	.004836	.004801	.004918	.003701
OTH. RUBBER IND. 34	.000876	.000865	.000881	.000838	.001398	.001363	.001390	.001122
LEATHER TANNERIES 35	.000031	.000030	.000030	.000029	.000045	.000045	.000045	.000044
SHOE FACTORIES 36	.000034	.000034	.000034	.000032	.000052	.000052	.000053	.000029
GLOVE & LUGGAGE 37	.000088	.000087	.000086	.000073	.000111	.000110	.000108	.000113
COTTON YARN & CLOTH 38	.000595	.000584	.000601	.003157	.001482	.001423	.001355	.001992
WOOL YARN & CLOTH 39	.000097	.000095	.000100	.000164	.000205	.000210	.000206	.000284
SYN. TEXTILE MILLS 40	.000438	.000436	.000445	.000913	.000780	.000780	.000758	.001242

TABLE 16 IMPACT TABLE WITH IMPORT LEAKAGES - AGGREGATION L (SEE CHAPTER 4)

COMMODITY (COLUMNS)	CRUDE MINERAL OILS	NATURAL GAS	PROD. REL. TO MINES	ASBESTOS FIBRES	CLAY & GYPSUM	SALT	CRUDE MINERAL NES	MEAT
INDUSTRY (ROWS)	17	18	19	20	21	22	23	24
CARPET, MAT, RUG 41	.000032	.000031	.000031	.000023	.000020	.000020	.000020	.000027
LINOL. & COATED FAB 42	.000176	.000174	.000175	.000242	.000260	.000262	.000260	.000233
TXTILE BAG & CANVAS 43	.000156	.000152	.000159	.010868	.001270	.001400	.001309	.002220
OTH. TEXTILE IND. 44	.000440	.000436	.000459	.001695	.000952	.001026	.000969	.002215
HOSIERY MILLS 45	.000006	.000006	.000006	.000005	.000008	.000008	.000008	.000008
OTHER KNITTING 46	.000039	.000039	.000038	.000046	.000049	.000050	.000049	.000131
CLOTHING IND. 47	.000301	.000301	.000307	.000375	.000548	.000548	.000554	.000864
SAWMILLS 48	.001340	.001332	.001316	.001228	.001855	.001927	.001870	.001844
VENEER & PLYWOOD 49	.000507	.000503	.000492	.000348	.000524	.000521	.000520	.000512
SASH & DOOR PLANING 50	.000716	.000711	.000696	.000473	.000538	.000539	.000533	.000662
OTHER WOOD IND. 51	.000415	.000414	.000422	.000527	.003332	.003474	.003377	.001758
HOUSE FURNITURE 52	.000162	.000160	.000160	.000130	.000212	.000213	.000212	.000163
OTH. FURNITURE IND 53	.000167	.000166	.000165	.000139	.000207	.000207	.000208	.000163
PULP & PAPER MILLS 54	.003945	.003940	.003963	.010207	.015080	.016075	.015456	.013137
ASPHALT ROOFING 55	.000230	.000228	.000231	.000170	.000237	.000204	.000197	.000222
PAPER BOX & BAG MFG 56	.001305	.001301	.001417	.018252	.026252	.028433	.027717	.016519
AO PAPER CONVERT. 57	.001207	.001202	.001198	.001970	.003023	.003227	.003071	.003775
PRINT-PUBLISHING 58	.011314	.011309	.010974	.005895	.009819	.009999	.009280	.013392
IRON & STEEL MILLS 59	.005996	.005979	.006054	.003670	.006458	.006420	.006347	.005925
STEEL PIPE & TUBE 60	.003390	.003414	.003242	.000729	.000893	.000893	.000902	.000757
IRON FOUNDRIES 61	.000628	.000624	.000922	.000425	.001470	.001496	.001513	.000457
SMELTING & REFINING 62	.002799	.002793	.004136	.002848	.005212	.004446	.004925	.002730
ALUM. ROLL. CAST. 63	.000478	.000476	.000484	.000437	.000689	.000702	.000689	.000619
COPPER ROLL. CAST 64	.000578	.000573	.000592	.000695	.000929	.000917	.000930	.000511
METAL ROLL. CAST. 65	.000276	.000274	.000290	.000247	.000425	.000411	.000412	.000310
BOILER & PLATEWORKS 66	.000523	.000519	.000516	.000312	.000503	.000508	.000511	.000368
FABR. STRUCT. METAL 67	.001334	.001326	.001321	.001023	.001389	.001304	.001333	.001038
ORN. & ARCH. METAL 68	.000736	.000731	.000721	.000494	.000547	.000535	.000538	.000562
METAL STAMPING 69	.002373	.002372	.002457	.001754	.002949	.003888	.002916	.008223
WIRE & PROD. MFG. 70	.002571	.002570	.002649	.002896	.005204	.004870	.005172	.003491
HARDWARE & CUTLERY 71	.001357	.001357	.001396	.001425	.002527	.002506	.002568	.001183
OTHER METAL IND 72	.002916	.002904	.002984	.002098	.003728	.003723	.003790	.002257
AO MACHINERY MFG. 73	.008341	.008399	.008459	.004982	.011877	.012019	.013007	.004936
REFRIG. & STORE MCH 74	.001299	.001300	.001330	.000906	.001077	.001080	.001092	.000937
AIRCRAFT & PARTS 75	.001475	.001451	.001484	.002128	.001751	.001801	.001790	.000828
MOTOR VEH. MFG. 76	.000659	.000654	.000671	.000673	.001232	.001229	.001246	.000866
VEHICLE PARTS MFG 77	.002247	.002202	.002308	.002417	.004428	.004381	.004490	.002231
OTH. TRANSP. EQ. IND 78	.000982	.000899	.000952	.000623	.000983	.001052	.000984	.000790
ELEC. APPLIANCE 79	.000508	.000508	.000514	.000393	.000661	.000653	.000663	.000419
COM. EQ. & WIRE MFG. 80	.002055	.002046	.002070	.001893	.002946	.002872	.002918	.002077
ELEC. INDUST. EQ. 81	.001086	.001085	.001107	.001025	.002367	.001745	.001820	.000967
OTH. ELEC. PROD. IND 82	.001849	.001836	.001889	.001955	.003296	.003236	.003307	.001868
CEMENT & LIME MFG. 83	.000675	.000670	.000696	.000677	.003600	.000881	.041742	.000541
CONCRETE & GYPSUM 84	.001353	.001332	.001307	.000939	.015277	.000921	.012627	.001019
CLAY, STONE & REFRACT 85	.000350	.000348	.000359	.000260	.089170	.000429	.003860	.000309
GLASS & PROD. MFG. 86	.000340	.000337	.000341	.000298	.000444	.000704	.001083	.000688
OTH. NON-METAL MIN 87	.000675	.000669	.000684	.000646	.013328	.000971	.001070	.000667
PETR. PROD. IND. 88	.013809	.013405	.014414	.018490	.041214	.042355	.042338	.037905
EXPLOSIVES & AMMUN. 89	.002658	.002687	.003708	.021607	.018111	.019111	.019017	.000250
MIXED FERTILIZER 90	.000240	.000241	.000248	.000299	.000342	.000423	.000353	.000872

TABLE 16 IMPACT TABLE WITH IMPORT LEAKAGES - AGGREGATION L (SEE CHAPTER 4)

COMMODITY (COLUMNS) CRUDE MINERAL NATURAL GAS PROD. REL.

EXPLOSIVE, AMMUN. 89	.002658	.002687	.003708	.021607	.018111	.019111	.019017	.003250
MACH. EQUIP. 90	.000240	.000241	.000248	.000299	.000342	.000423	.000423	.000672

TABLE 16 IMPACT TABLE WITH IMPORT LEAKAGES - AGGREGATION L (SEE CHAPTER 4)

COMMODITY (COLUMNS) INDUSTRY (ROWS)	CRUDE MINERAL OILS 17	NATURAL GAS 18	PROD. REL. TO MINES 19	ASBESTOS FIBRES 20	CLAY & GYPSUM 21	SALT 22	CRUDE MINERAL NES 23	MEAT 24
PLASTIC RESIN MFG 91	.001092	.001097	.001125	.000969	.001478	.001498	.001401	.002406
PHARMACEUTICAL 92	.000476	.000478	.000496	.000507	.000846	.000914	.000858	.001190
PAINT & VARNISH 93	.002332	.002336	.002397	.002316	.004311	.003970	.004054	.002107
SOAPS & CLEANERS 94	.001304	.001307	.001367	.001646	.002712	.003400	.002765	.002738
TOILET PREP. MFG. 95	.000143	.000143	.000144	.000176	.000220	.000242	.000221	.000184
OTH. CHEMICALS IND 96	.006048	.006051	.012184	.006832	.012658	.025384	.016679	.012930
MISC. MFG. IND. 97	.003253	.003239	.003291	.003781	.005822	.005649	.005786	.004180
CONSTRUCTION 98	.035067	.034765	.033918	.021442	.017521	.017299	.017176	.025205
WH. & RETAIL TRADE 99	.037697	.037476	.038369	.044182	.075166	.075284	.075651	.241289
TRANSP. & STORAGE 100	.040980	.027656	.028255	.025831	.057654	.057121	.056946	.068199
COMMUNICATIONS 101	.013130	.013066	.012761	.007666	.011984	.011680	.011522	.016953
UTILITIES 102	.023723	.023894	.024899	.034917	.036194	.034543	.036634	.020082
FIN. INSUR. RL. EST 103	.198248	.200315	.188894	.028184	.035699	.035983	.036019	.044151
HEALTH & EDUCATION 104	.000003	.000003	.000003	.000000	.000000	.000000	.000000	.000000
BUSINESS SERVICE 105	.029501	.029787	.028858	.016732	.006553	.006419	.006192	.007220
HOTEL, RESTAURANT 106	.007431	.007412	.007184	.004025	.006830	.007119	.006363	.009626
OTHER SERVICES 107	.015482	.015506	.015394	.021217	.020537	.020266	.020619	.012412
OFFICE SUPPLIES 108	.008740	.008729	.008470	.003351	.005401	.005223	.005193	.007750
ADVTG. AND TRAVEL 109	.022498	.022519	.021824	.012357	.020855	.021794	.019330	.029909
OPERATING SUPPL. 110	.059575	.059719	.062316	.073189	.129681	.128438	.132184	.057430
NON-COMP. IMPORTS 111	.000606	.000599	.000619	.001126	.001177	.005737	.001137	.002861
BAL. PAYMENT ADJ. 112	.000000	.000000	.000000	.000000	.000000	.000000	.000000	.000000
COMMODITY TAXES 113	.008669	.008399	.008401	.006191	.017626	.017878	.017954	.013043
SUBSIDIES 114	-.002976	-.002612	-.003652	-.002027	-.004151	-.004124	-.004234	-.010754
INDIR. TX + GOV. SER 115	.051222	.051364	.049288	.021901	.040571	.041130	.041253	.046881
WAGES + SALARIES 116	.291674	.288451	.297998	.372396	.467261	.454462	.455443	.374732
NET-INC. UNINCORP 117	.047015	.047021	.045249	.019831	.042708	.045949	.042819	.213301
SURPLUS 118	.551664	.554804	.548504	.527892	.337133	.344461	.352319	.254620
SUB TOT (111-118) 119	.947873	.948025	.946407	.947311	.902324	.905494	.906690	.894684

TABLE 16 IMPACT TABLE WITH IMPORT LEAKAGES - AGGREGATION L (SEE CHAPTER 4)

COMMODITY (COLUMNS)	HIDES & SKINS	ANIMAL FATS & OILS	MEAT BY-PROD.NES	POULTRY	MILK & CREAM PROCESSED	BUTTER	CHEESE EX. PROCESS	OTHER DAIRY PRODU.
INDUSTRY (ROWS)	25	26	27	28	29	30	31	32
NET EXPORTS	15.6	7.0	6.0	.2	.0	.0	6.3	17.6
RE-EXPORTS	.0	.0	1.5	.1	-.0	-.0	.0	.0
IMPORTS	-12.1	-6.4	-6.6	-5.9	-.0	.0	-7.3	-3.1
INVENTORY CHANGE	-.8	.9	.1	3.0	3.0	2.0	1.1	2.8
OTH. FINAL DEMAND	.0	69.0	.2	182.9	304.9	195.0	28.3	133.9
IMPORT COEF.	.530277	.053377	.130269	.024458	.000052	-.000000	.161770	.016682
RE-EXPORT COEF.	.002488	.001140	.200159	.417625	.000000	-.000000	.001754	.000851
AGRICULTURE	1	.581948	.449887	.572540	.487750	.658525	.672608	.641729
FORESTRY	2	.006691	.008613	.007133	.007525	.007785	.007774	.007999
FISHING,HUNTING	3	.001870	.002402	.002424	.000835	.000893	.000886	.000893
IRON MINES	4	.000345	.000424	.000439	.000342	.000470	.000468	.000472
BASE METAL MINES	5	.001198	.001706	.001344	.001175	.001410	.001407	.001418
URANIUM MINES	6	.000115	.000163	.000128	.000113	.000142	.000142	.000143
OTHER METAL MINES	7	.000065	.000097	.000066	.000073	.000075	.000074	.000075
COAL MINES	8	.000881	.001187	.001011	.000702	.001253	.001250	.001243
PETROLEUM,NAT.GAS	9	.012066	.010266	.012176	.011710	.014408	.014522	.014335
ASBESTOS MINES	10	.000052	.000057	.000053	.000053	.000062	.000062	.000062
AO NON-METAL MINES	11	.001710	.002082	.002261	.001109	.001426	.001437	.001415
MEAT PROCESSORS	12	.865954	.695864	.774954	.119728	.005557	.005599	.005524
POULTRY PROCESSOR	13	.000553	.000923	.032910	.653529	.000364	.000499	.000334
DAIRY FACTORIES	14	.002088	.004854	.020143	.002294	1.050976	1.035224	1.039436
PROCESS CHEESE	15	.000719	.000797	.000775	.000313	.000238	.000236	.000666
FISH PROD. IND.	16	.003520	.004639	.052309	.001365	.001299	.001321	.001288
FRUIT&VEG.CANNERS	17	.001392	.003295	.009730	.009045	.002423	.002395	.002407
FEED MILLS	18	.047887	.039653	.162823	.039456	.052593	.053701	.052057
FLOUR MILLS	19	.006480	.011740	.017963	.005098	.006776	.006909	.006711
BREAKFAST CEREAL	20	.000201	.000315	.000360	.000159	.000224	.000226	.000222
BISCUIT MFG.	21	.000117	.000227	.000148	.000117	.000410	.000404	.000407
BAKERIES	22	.000868	.001127	.035902	.000704	.000747	.000741	.000747
CONFECTIONERY MFG	23	.000214	.001380	.004669	.000152	.001335	.001318	.001324
SUGAR REFINERIES	24	.001396	.006340	.005102	.001130	.004720	.004681	.004677
VEG. OIL MILLS	25	.008057	.014799	.018080	.002842	.002972	.003022	.002946
MISC. FOOD IND.	26	.006692	.297359	.031012	.003631	.007169	.007378	.007109
SOFT DRINKS MFG.	27	.000423	.000665	.008200	.000400	.000699	.000690	.000697
DISTILLERIES	28	.000507	.001016	.011104	.000428	.000487	.000488	.000486
BREWERY & WINERY	29	.000599	.001445	.000820	.000646	.000675	.000662	.000680
LEAF TOBACCO PROC	30	.000385	.000340	.041603	.000177	.000127	.000128	.000126
TOBACCO PROD.MFG.	31	.000019	.000020	.000020	.000018	.000017	.000017	.000017
RUBBER FOOTWEAR	32	.000025	.000024	.000021	.000024	.000021	.000021	.000021
TIRE & TUBE MFG.	33	.003692	.003308	.003669	.003520	.003890	.003907	.003875
OTH. RUBBER IND.	34	.001304	.001089	.001032	.001238	.001037	.001031	.001043
LEATHER TANNERIES	35	.000063	.000608	.000044	.000048	.000039	.000039	.000039
SHOE FACTORIES	36	.000029	.000029	.000030	.000029	.000031	.000031	.000031
GLOVE & LUGGAGE	37	.000123	.000185	.000113	.000127	.000118	.000119	.000122
COTTON YARN&CLOTH	38	.003843	.002828	.002534	.001884	.001732	.001736	.001734
WOOL YARN & CLOTH	39	.000566	.000276	.000232	.000369	.000218	.000213	.000222
SYN.TEXTILE MILLS	40	.002857	.001308	.001100	.001400	.000814	.000800	.000831

TABLE 16 IMPACT TABLE WITH IMPORT LEAKAGES - AGGREGATION L (SEE CHAPTER 4)

COMMODITY (COLUMNS) HIDES & SKINS ANIMAL MEAT POULTRY MILK & CREAM

WOOD YARN & LUMBER .003043 .002828 .002534 .001884 .001732 .001736 .001736 .001736
 SYN. FERTIL. MILLS 60 .000566 .000276 .000232 .000369 .000218 .000218 .000218
 .002857 .001100 .001100 .001100 .001100 .001100 .001100 .001100

TABLE 16 IMPACT TABLE WITH IMPORT LEAKAGES - AGGREGATION L (SEE CHAPTER 4)

COMMODITY(COLUMNS)	HIDES & SKINS	ANIMAL FATS & OILS	MEAT BY-PROD.NES	POULTRY MILK & CREAM PROCESSED	BUTTER	CHEESE EX. PROCESS	OTHER DAIRY PROD.	
INDUSTRY(ROWS)	25	26	27	28	29	30	31	32
CARPET,MAT,RUG 41	.000052	.000025	.000028	.000026	.000028	.000028	.000028	.000028
LINOL.&COATED FAB42	.000526	.000325	.000255	.000233	.000262	.000262	.000261	.000265
TEXTILE BAG&CANVAS43	.002174	.002504	.004009	.001530	.001694	.001714	.001681	.001729
OTH.TEXTILE IND. 44	.024592	.001946	.002500	.002100	.002154	.002176	.002147	.002122
HOSIERY MILLS 45	.000011	.000007	.000008	.000009	.000006	.000006	.000007	.000006
OTHER KNITTING 46	.000205	.000103	.000104	.000103	.000050	.000049	.000051	.000049
CLOTHING IND. 47	.001091	.000512	.000541	.001212	.000496	.000480	.000518	.000469
SAWMILLS 48	.001856	.001981	.002120	.002498	.001994	.001983	.001995	.002009
VENEER & PLYWOOD 49	.000512	.000499	.000578	.000789	.000587	.000588	.000585	.000584
SASH&DOOR&PLANING50	.000629	.000577	.000685	.000753	.000675	.000678	.000673	.000668
OTHER WOOD IND. 51	.001862	.001732	.002552	.005531	.002716	.002714	.002693	.002681
HOUSE FURNITURE 52	.000179	.000170	.000182	.000209	.000176	.000176	.000176	.000176
OTH.FURNITURE IND53	.000182	.000188	.000178	.000179	.000184	.000184	.000184	.000186
PULP&PAPER MILLS 54	.012974	.023492	.014308	.014977	.015958	.015719	.015933	.017236
ASPHALT ROOFING 55	.000223	.000242	.000236	.000220	.000238	.000238	.000237	.000237
PAPER BOX&BAG MFG56	.015779	.031969	.019373	.019855	.023626	.023309	.023474	.025353
AD PAPER CONVERT.57	.003789	.005650	.004440	.004701	.005826	.005741	.005812	.006157
PRINT-PUBLISHING 58	.013597	.023103	.012808	.015582	.013803	.013527	.013951	.014389
IRON&STEEL MILLS 59	.005633	.007189	.007553	.005462	.008025	.007985	.007978	.008059
STEEL PIPE & TUBE60	.000748	.000741	.000816	.000735	.000851	.000852	.000847	.000844
IRON FOUNDRIES 61	.000452	.000452	.000488	.000446	.000498	.000498	.000496	.000495
SMELTING&REFINING62	.002742	.004092	.003113	.002655	.003231	.003224	.003219	.003254
ALUM.ROLL.CAST. 63	.000595	.000854	.000738	.000611	.000834	.000828	.000830	.000852
COPPER ROLL. CAST64	.000508	.000557	.000545	.000509	.000551	.000551	.000550	.000550
METAL ROLL. CAST.65	.000314	.000403	.000338	.000306	.000360	.000359	.000359	.000363
BOILER&PLATEWORKS66	.000361	.000412	.000397	.000361	.000414	.000413	.000412	.000412
FABR.STRUCT.METAL67	.001046	.001026	.001101	.001034	.001178	.001179	.001174	.001169
ORN.&ARCH.METAL 68	.000558	.000575	.000594	.000553	.000612	.000613	.000610	.000608
METAL STAMPING 69	.007180	.012358	.011727	.006835	.015127	.014952	.014999	.015317
WIRE & PROD. MFG.70	.003491	.003325	.003518	.003365	.003821	.003833	.003805	.003794
HARDWARE&CUTLERY 71	.001183	.001161	.001228	.001179	.001314	.001312	.001310	.001311
OTHER METAL IND 72	.002233	.002551	.002356	.002273	.002438	.002434	.002434	.002425
AD MACHINERY MFG.73	.004889	.004543	.005147	.004588	.005453	.005482	.005423	.005398
REFRIG.&STORE MCH74	.000936	.001144	.000921	.000893	.000844	.000839	.000846	.000857
AIRCRAFT & PARTS 75	.000823	.000967	.000871	.000809	.000806	.000806	.000806	.000813
MOTOR VEH. MFG. 76	.000857	.000888	.000913	.000832	.000820	.000821	.000818	.000823
VEHICLE PARTS MFG77	.002213	.002208	.002344	.002146	.002407	.002404	.002398	.002405
OTH.TRANSP.EQ.IND78	.000778	.000918	.001230	.000744	.000723	.000721	.000723	.000730
ELEC. APPLIANCE 79	.000416	.000437	.000441	.000419	.000456	.000456	.000455	.000455
COM.EQ.&WIRE MFG.80	.002064	.002067	.002223	.002047	.002112	.002113	.002108	.002105
ELEC. INDUST. EQ.81	.000960	.000965	.000998	.000944	.001038	.001037	.001035	.001033
OTH.ELEC.PROD.IND82	.001859	.001946	.001941	.001814	.002023	.002022	.002016	.002020
CEMENT&LIME MFG. 83	.000536	.000551	.000616	.000514	.000587	.000590	.000585	.000584
CONCRETE&GYPSUM 84	.001014	.000941	.001059	.001004	.001109	.001114	.001106	.001096
CLAY,STONE&REFRAC85	.000305	.000338	.000335	.000303	.000343	.000344	.000342	.000343
GLASS&PROD. MFG. 86	.000592	.003712	.001399	.000715	.002042	.002019	.002033	.002225
OTH.NON-METAL MIN87	.000665	.000675	.000692	.000669	.000724	.000723	.000722	.000721
PETR. PROD. IND. 88	.037662	.030802	.037764	.036577	.045249	.045642	.045010	.044192
EXPLOSIVES&AMMUN.89	.000250	.000421	.000319	.000223	.000258	.000259	.000257	.000260
MIXED FERTILIZER 90	.008550	.006684	.009266	.007157	.009646	.009851	.009546	.009402

TABLE 16 IMPACT TABLE WITH IMPORT LEAKAGES - AGGREGATION L (SEE CHAPTER 4)

COMMODITY (COLUMNS)	HIDES & SKINS	ANIMAL	MEAT	POULTRY	MILK & CREAM	BUTTER	CHEESE EX.	OTHER DAIRY
INDUSTRY (ROWS)	25	FATS & OILS 26	BY-PROD.NES 27	28	PROCESSED 29	30	PROCESS 31	PRODD. 32
PLASTIC RESIN MFG91	.002409	.003010	.002751	.001943	.001238	.001234	.001239	.001387
PHARMACEUTICAL 92	.001175	.001670	.002902	.001031	.001412	.001425	.001402	.001438
PAINT & VARNISH 93	.002094	.002136	.002217	.002065	.002361	.002357	.002353	.002361
SOAPS & CLEANERS 94	.002635	.136321	.003511	.001561	.001993	.001992	.001992	.002534
TOILET PREP.MFG. 95	.000181	.000623	.000260	.000163	.000199	.000198	.000199	.000219
OTH.CHEMICALS IND96	.013308	.029491	.019027	.011304	.013705	.013833	.013614	.013953
MISC. MFG.IND. 97	.004366	.007320	.004296	.005157	.004649	.004605	.004658	.004740
CONSTRUCTION 98	.025015	.022147	.026120	.024656	.026846	.026996	.026756	.026464
WH.&RETAIL TRADE 99	.254190	.086423	.092701	.402912	.075572	.067900	.085902	.064117
TRANSP.& STORAGE100	.066756	.076202	.081036	.062614	.059645	.059608	.059553	.060330
COMMUNICATIONS 101	.017169	.016571	.013907	.020607	.013032	.012774	.013274	.012967
UTILITIES 102	.019988	.019507	.020085	.020883	.022051	.021952	.022033	.021871
FIN.INSUR.RL.EST103	.044763	.035979	.038692	.050675	.043184	.043028	.043479	.042460
HEALTH&EDUCATION104	.000000	.000000	.000000	.000001	.000000	.000000	.000000	.000000
BUSINESS SERVICE105	.007315	.011005	.007371	.008126	.006768	.006666	.006848	.007066
HOTEL,RESTAURANT106	.009754	.021001	.009875	.010575	.010939	.010725	.011025	.011588
OTHER SERVICES 107	.012312	.014577	.012324	.011865	.014384	.014238	.014381	.014431
OFFICE SUPPLIES 108	.007926	.006232	.006055	.009772	.005954	.005834	.006081	.005847
ADVTG.AND TRAVEL109	.030342	.066904	.030610	.033046	.034339	.033642	.034620	.036446
OPERATING SUPPL.110	.057061	.054345	.058631	.055510	.064333	.064205	.064088	.064143
NON-COMP.IMPORTS111	.003306	.040254	.007503	.002073	.003929	.003932	.003909	.008685
BAL.PAYMENT ADJ.112	.000000	.000000	.000000	.000000	.000000	.000000	.000000	.000000
COMMODITY TAXES 113	.013070	.011945	.012451	.014722	.016569	.016473	.016584	.016258
SUBSIDIES 114	-.010796	-.008219	-.011827	-.011644	-.009112	-.009130	-.009184	-.008900
INDIR.TX+GOV.SER115	.046782	.039776	.044275	.044991	.049033	.049362	.048932	.048196
WAGES + SALARIES116	.376020	.363773	.358639	.399256	.358153	.353548	.360042	.359105
NET-INC.UNINCORP117	.212156	.159930	.204919	.202085	.224119	.227404	.223022	.218073
SURPLUS 118	.253842	.254949	.253317	.262777	.265264	.265901	.265089	.263984
SUB TOT(111-118)119	.894378	.862407	.869277	.914260	.907955	.907490	.908393	.905401

TABLE 16 IMPACT TABLE WITH IMPORT LEAKAGES - AGGREGATION L (SEE CHAPTER 4)

TABLE 16 IMPACT TABLE WITH IMPORT LEAKAGES - AGGREGATION L (SEE CHAPTER 4)

COMMODITY (COLUMNS)	PROCESS CHEESE 33	FISH PRODUCTS 34	FRUIT & VEG. CANNED 35	ANIM. FEEDS & CONC 36	FLOUR MILL PROD. 37	BREAKFAST CEREALS 38	BISCUITS, SIM. PROD. 39	BAKERY PRODUCTS 40
NET EXPORTS	.3	124.4	8.8	5.1	63.0	.8	2.2	1.3
RE-EXPORTS	.0	.4	.6	-.0	.0	.0	.0	.0
IMPORTS	-1.6	-19.7	-110.8	-2.5	-4.6	-.6	-9.8	-2.0
INVENTORY CHANGE	.1	1.6	16.7	.9	1.4	.3	1.8	3.9
OTH. FINAL DEMAND	43.9	44.8	335.9	15.2	41.8	33.2	79.6	317.3
IMPORT COEF.	.031039	.249153	.251640	.008457	.030102	.016824	.105574	.005264
RE-EXPORT COEF.	.026667	.003078	.059174	-.000000	.000095	.008235	.006682	.008252
AGRICULTURE 1	.187475	.017615	.164556	.375496	.609730	.147946	.099301	.133337
FORESTRY 2	.009174	.007657	.008361	.005981	.008240	.018695	.015680	.009086
FISHING, HUNTING 3	.000708	.490499	.000674	.008689	.001015	.000612	.000519	.000691
IRON MINES 4	.000559	.001096	.002112	.000554	.000320	.000325	.000320	.000311
BASE METAL MINES 5	.001651	.002199	.003631	.001405	.001147	.001355	.001304	.001232
URANIUM MINES 6	.000159	.000211	.000350	.000133	.000109	.000131	.000124	.000125
OTHER METAL MINES 7	.000093	.000098	.000094	.000067	.000064	.000138	.000089	.000084
COAL MINES 8	.000938	.000955	.002453	.000890	.000858	.001666	.001070	.000749
PETROLEUM, NAT. GAS 9	.006764	.011261	.006736	.010209	.012240	.006837	.007069	.009359
ASBESTOS MINES 10	.000062	.000075	.000073	.000056	.000051	.000075	.000054	.000058
AO NON-METAL MINE 11	.001468	.003069	.002000	.003799	.001329	.001399	.001282	.001632
MEAT PROCESSORS 12	.054631	.013206	.031637	.054709	.006602	.008725	.042324	.029384
POULTRY PROCESSOR 13	.001096	.001338	.012262	.001263	.000293	.000618	.000489	.001638
DAIRY FACTORIES 14	.184353	.001572	.015272	.007046	.001953	.004845	.012295	.014967
PROCESS CHEESE 15	.779843	.000135	.009060	.000436	.000165	.000414	.001986	.001547
FISH PROD. IND. 16	.001117	1.024395	.000985	.014029	.001707	.000859	.000813	.001071
FRUIT & VEG. CANNERS 17	.048931	.000985	.977921	.002670	.001160	.003141	.008750	.022892
FEED MILLS 18	.015655	.003295	.015638	1.051651	.060467	.022426	.009527	.012951
FLOUR MILLS 19	.007821	.000727	.004346	.075726	.985329	.034064	.075012	.138011
BREAKFAST CEREAL 20	.000343	.000052	.000288	.002581	.007389	.947879	.000882	.001467
BISCUIT MFG. 21	.000374	.000123	.000657	.000170	.000123	.000402	.956186	.010945
BAKERIES 22	.001079	.001864	.001233	.001710	.000673	.001857	.018472	.979196
CONFECTIONERY MFG 23	.012516	.000176	.001499	.000876	.000460	.000679	.025694	.010797
SUGAR REFINERIES 24	.014632	.000328	.031827	.012819	.003469	.024548	.048773	.027122
VEG. OIL MILLS 25	.008935	.001166	.002502	.040699	.004492	.002604	.005441	.002634
MISC. FOOD IND. 26	.161062	.001999	.056563	.035212	.015851	.062631	.073491	.055281
SOFT DRINKS MFG. 27	.000794	.000483	.002079	.000656	.000401	.001392	.003855	.000565
DISTILLERIES 28	.000708	.000369	.000593	.005038	.001402	.001197	.000627	.000577
BREWERY & WINERY 29	.001659	.000633	.002165	.000887	.000730	.003345	.001428	.001139
LEAF TOBACCO PROC 30	.000083	.000564	.000127	.001276	.000133	.000069	.000071	.000066
TOBACCO PROD. MFG. 31	.000027	.000016	.000020	.000021	.000017	.000021	.000018	.000019
RUBBER FOOTWEAR 32	.000025	.000021	.000022	.000021	.000021	.000026	.000020	.000020
TIRE & TUBE MFG. 33	.002948	.002754	.002700	.003395	.003680	.003163	.002485	.002875
OTH. RUBBER IND. 34	.001070	.001095	.001008	.001088	.001095	.001169	.000913	.000932
LEATHER TANNERIES 35	.000058	.000056	.000050	.000049	.000043	.000089	.000077	.000063
SHOE FACTORIES 36	.000033	.000030	.000030	.000028	.000026	.000035	.000025	.000029
GLOVE & LUGGAGE 37	.000221	.000127	.000187	.000131	.000123	.000381	.000194	.000163
COTTON YARN & CLOTH 38	.002250	.002207	.001307	.004994	.008061	.002260	.001938	.002142
WOOL YARN & CLOTH 39	.000316	.000274	.000273	.000254	.000322	.000541	.000459	.000305
SYN. TEXTILE MILLS 40	.001693	.001629	.001267	.001403	.001901	.001096	.001241	.001240

TABLE 16 IMPACT TABLE WITH IMPORT LEAKAGES - AGGREGATION L (SEE CHAPTER 4)

COMMODITY (COLUMNS)	PROCESS CHEESE 33	FISH PRODUCTS 34	FRUIT & VEG. CANNED 35	ANIM. FEEDS & CONC 36	FLOUR MILL PROD. 37	BREAKFAST CEREALS 38	BISCUITS, SIM. PROD. 39	BAKERY PRODUCTS 40
CARPET, MAT, RUG 41	.000022	.000046	.000023	.000029	.000033	.000022	.000019	.000020
LINOL. & COATED FAB 42	.000296	.000317	.000274	.000322	.000412	.000414	.000368	.000317
TX TILE BAG & CANVAS 43	.001441	.000967	.001245	.016229	.027437	.004160	.003549	.004693
OTH. TEXTILE IND. 44	.001333	.005757	.001197	.003297	.004919	.001701	.001522	.001537
HOSIERY MILLS 45	.000009	.000007	.000007	.000008	.000008	.000008	.000007	.000007
OTHER KNITTING 46	.000062	.000069	.000051	.000074	.000090	.000074	.000063	.000057
CLOTHING IND. 47	.000548	.000469	.000455	.000560	.000595	.000519	.000408	.000451
SAWMILLS 48	.002081	.007367	.002149	.001671	.002080	.003316	.003113	.002025
VENEER & PLYWOOD 49	.000446	.001074	.000440	.000468	.000545	.000518	.000490	.000421
SASH & DOOR & PLANING 50	.000526	.001319	.000498	.000614	.000666	.000495	.000452	.000466
OTHER WOOD IND. 51	.001427	.006499	.001589	.001256	.001453	.001256	.001081	.000894
HOUSE FURNITURE 52	.000177	.000396	.000174	.000168	.000169	.000188	.000147	.000143
OTH. FURNITURE IND 53	.000254	.000286	.000290	.000173	.000176	.000267	.000195	.000166
PULP & PAPER MILLS 54	.030361	.013228	.027239	.012435	.018412	.071204	.061430	.032042
ASPHALT ROOFING 55	.000223	.000295	.000200	.000222	.000236	.000215	.000214	.000207
PAPER BOX & BAG MFG 56	.042977	.016859	.041741	.016584	.030674	.087882	.090815	.043000
AD PAPER CONVERT. 57	.009784	.003421	.011522	.003722	.004145	.010348	.022195	.021107
PRINT-PUBLISHING 58	.028446	.012366	.025099	.015841	.014794	.055070	.027100	.021559
IRON & STEEL MILLS 59	.009878	.020379	.040998	.009902	.005214	.004939	.005120	.005000
STEEL PIPE & TUBE 60	.000728	.001395	.001396	.000852	.000818	.000659	.000555	.000614
IRON FOUNDRIES 61	.000442	.000833	.000751	.000500	.000471	.000408	.000337	.000371
SMELTING & REFINING 62	.003882	.005183	.009033	.003259	.002620	.003130	.003028	.002870
ALUM. ROLL. CAST. 63	.001256	.001432	.003758	.000772	.000567	.000829	.001140	.001059
COPPER ROLL. CAST 64	.000565	.000929	.000832	.000554	.000524	.000579	.000456	.000478
METAL ROLL. CAST 65	.000437	.000499	.000919	.000356	.000307	.000428	.000341	.000317
BOILER & PLATEWORKS 66	.000426	.000739	.001075	.000424	.000369	.000319	.000281	.000301
FABR. STRUCT. METAL 67	.001041	.001796	.001795	.001087	.001077	.000901	.000780	.000864
ORN. & ARCH. METAL 68	.000705	.000965	.000837	.000579	.000594	.000495	.000409	.000444
METAL STAMPING 69	.023842	.033834	.137317	.015063	.005257	.004888	.007892	.006943
WIRE & PROD. MFG. 70	.003000	.003449	.003506	.003048	.003299	.003521	.002626	.002735
HARDWARE & CUTLERY 71	.001171	.001542	.001300	.001156	.001108	.001360	.000976	.001119
OTHER METAL IND 72	.002473	.003936	.004710	.002381	.002156	.002137	.001771	.001905
AD MACHINERY MFG. 73	.003980	.007555	.004411	.004327	.004600	.004223	.003040	.003582
REFRIG. & STORE MCH 74	.001124	.000855	.001276	.000986	.000927	.001706	.001241	.000885
AIRCRAFT & PARTS 75	.001346	.000897	.000939	.001025	.001038	.001239	.000769	.001078
MOTOR VEH. MFG. 76	.001125	.000869	.000967	.000936	.000806	.000910	.000783	.000838
VEHICLE PARTS MFG 77	.002331	.002708	.002512	.002465	.002305	.002530	.001860	.002143
OTH. TRANSP. EQ. IND 78	.001018	.008195	.000942	.001501	.001320	.001065	.000794	.000942
ELEC. APPLIANCE 79	.000466	.000691	.000765	.000428	.000398	.000446	.000320	.000352
COM. EQ. & WIRE MFG. 80	.002164	.004665	.002189	.002095	.001977	.002134	.001677	.001827
ELEC. INDUST. EQ. 81	.000963	.001328	.001081	.000937	.000889	.001023	.000766	.000863
OTH. ELEC. PROD. IND 82	.001929	.002329	.001942	.001880	.001787	.002086	.001549	.001721
CEMENT & LIME MFG. 83	.000525	.000759	.000578	.000907	.001159	.000533	.000481	.000502
CONCRETE & GYPSUM 84	.000824	.001598	.000820	.001037	.001117	.000790	.000699	.000779
CLAY, STONE & REFRACT 85	.000435	.000528	.000680	.000347	.000316	.000290	.000260	.000264
GLASS & PROD. MFG. 86	.020064	.001551	.019339	.001307	.000651	.001178	.001357	.001341
OTH. NON-METAL MIN 87	.000710	.000903	.000956	.000753	.000645	.000664	.000530	.000582
PETR. PROD. IND. 88	.019417	.035117	.019100	.031454	.038575	.018076	.018560	.027052
EXPLOSIVES & AMMUN. 89	.000310	.001120	.000325	.000308	.000245	.000279	.000285	.000271
MIXED FERTILIZER 90	.002806	.000320	.002469	.005617	.008934	.002209	.001502	.001991

TABLE 16 IMPACT TABLE WITH IMPORT LEAKAGES - AGGREGATION L (SEE CHAPTER 4)

TABLE 16 IMPACT TABLE WITH IMPORT LEAKAGES - AGGREGATION L (SEE CHAPTER 4)

COMMODITY(COLUMNS)	PROCESS CHEESE	FISH PRODUCTS	FRUIT & VEG. CANNED	ANIM. FEEDS & CONC	FLOUR MILL PROD.	BREAKFAST CEREALS	BISCUITS, SIM. PROD.	BAKERY PRODUCTS
INDUSTRY(ROWS)	33	34	35	36	37	38	39	40
PLASTIC RESIN MFG91	.008831	.001928	.002138	.001478	.001135	.001806	.011359	.011456
PHARMACEUTICAL 92	.001723	.000556	.001302	.015492	.004025	.001526	.001304	.001454
PAINT & VARNISH 93	.002362	.002877	.003334	.002040	.001838	.002300	.001973	.002209
SOAPS & CLEANERS 94	.021785	.009422	.004623	.003854	.001756	.003999	.018674	.008249
TOILET PREP.MFG. 95	.001001	.000194	.000793	.000662	.000255	.000326	.000595	.000312
OTH.CHEMICALS IND96	.016718	.008673	.014666	.013641	.012957	.012347	.016398	.013727
MISC. MFG.IND. 97	.006676	.006664	.006139	.004465	.004269	.010440	.006605	.005869
CONSTRUCTION 98	.018147	.041527	.017725	.025130	.028219	.017582	.015831	.017749
WH.&RETAIL TRADE 99	.106912	.059231	.084242	.086962	.065422	.073410	.067569	.078153
TRANSP.& STORAGE100	.068532	.077218	.067924	.160111	.155246	.084802	.071799	.077329
COMMUNICATIONS 101	.018418	.013856	.016756	.015149	.014803	.023738	.015541	.015526
UTILITIES 102	.017242	.015325	.019244	.022510	.020725	.020555	.019522	.019810
FIN.INSUR.RL.EST103	.037266	.033633	.034910	.036993	.040483	.027651	.037537	.040871
HEALTH&EDUCATION104	.000000	.000000	.000000	.000000	.000000	.000000	.000000	.000000
BUSINESS SERVICE105	.024002	.010392	.011286	.007367	.006866	.021090	.010403	.018383
HOTEL,RESTAURANT106	.025612	.010471	.022301	.012903	.011787	.054972	.022277	.017335
OTHER SERVICES 107	.024316	.012516	.018487	.012574	.010602	.021184	.012849	.014935
OFFICE SUPPLIES 108	.007373	.004643	.006388	.007267	.006711	.006394	.006000	.006447
ADVTG.AND TRAVEL109	.081652	.032824	.071180	.039921	.036442	.177412	.071143	.054948
OPERATING SUPPL.110	.055321	.063660	.055138	.052807	.048928	.067210	.046051	.055202
NON-COMP. IMPORTS111	.027864	.002285	.022452	.011582	.005616	.019874	.033157	.020419
BAL.PAYMENT ADJ.112	.000000	.000000	.000000	.000000	.000000	.000000	.000000	.000000
COMMODITY TAXES 113	.011048	.011679	.010435	.013520	.013004	.014790	.011883	.017891
SUBSIDIES 114	-.019102	-.006846	-.005983	-.031761	-.011460	-.006440	-.004847	-.005340
INDIR.TX+GOV.SER115	.030033	.022987	.029609	.038339	.048419	.027565	.032474	.029853
WAGES + SALARIES116	.408444	.439163	.427695	.362988	.329866	.444612	.501387	.512656
NET-INC.UNINCORP117	.089612	.189551	.075658	.150432	.204785	.075876	.054177	.099313
SURPLUS 118	.303757	.221908	.255111	.228668	.233434	.315851	.255169	.207989
SUB TOT(111-118)119	.851656	.880727	.814977	.773767	.823664	.892128	.883399	.882781

TABLE 16 IMPACT TABLE WITH IMPORT LEAKAGES - AGGREGATION L (SEE CHAPTER 4)

COMMODITY (COLUMNS) INDUSTRY (ROWS)	CONFECTIONERY PRODUCTS 41	SUGAR & MOLASSES 42	VEG. OIL & FATS 43	TEA AND COFFEE 44	MISC. FOOD PROD. 45	SOFT DRINKS & CONC. 46	DISTILLERY PROD. 47	BREWERY & WINERY PROD. 48
NET EXPORTS	.8	1.0	15.1	1.2	23.3	.1	84.4	4.2
RE-EXPORTS	.1	.1	.0	1.3	.3	.0	.2	.0
IMPORTS	-27.4	-6.4	-58.1	-33.9	-27.9	-4.7	-50.0	-11.0
INVENTORY CHANGE	3.2	-.1	1.3	2.3	4.0	1.4	15.0	6.6
OTH. FINAL DEMAND	136.8	61.2	.0	123.8	144.8	133.8	96.0	226.5
IMPORT COEF.	.166676	.045186	.579037	.191036	.107170	.026263	.348034	.042424
RE-EXPORT COEF.	.093049	.082808	.002831	.530913	.011005	.109756	.002482	.002138
AGRICULTURE 1	.060961	.075289	.186202	.137680	.196090	.018882	.063609	.059621
FORESTRY 2	.013254	.004363	.002068	.010710	.010604	.004982	.006918	.010649
FISHING, HUNTING 3	.000371	.000193	.000338	.001120	.001173	.000289	.000339	.000422
IRON MINES 4	.000365	.000159	.000154	.000498	.000525	.000731	.000462	.000682
BASE METAL MINES 5	.001386	.000572	.000674	.001502	.001577	.001813	.001244	.001799
URANIUM MINES 6	.000134	.000054	.000063	.000144	.000151	.000170	.000117	.000174
OTHER METAL MINES 7	.000099	.000034	.000029	.000090	.000091	.000073	.000064	.000094
COAL MINES 8	.001269	.001397	.001096	.001096	.001154	.000916	.001623	.001256
PETROLEUM, NAT. GAS 9	.004734	.004908	.005544	.006437	.007119	.005761	.004493	.005422
ASBESTOS MINES 10	.000059	.000025	.000022	.000057	.000058	.000055	.000050	.000069
AO NON-METAL MINE 11	.000995	.002054	.000765	.001511	.001628	.000832	.000964	.001113
MEAT PROCESSORS 12	.006960	.001376	.002664	.022507	.033685	.004606	.005472	.006561
POULTRY PROCESSOR 13	.000473	.000149	.000136	.001576	.001673	.000415	.000398	.000520
DAIRY FACTORIES 14	.033524	.000739	.000678	.011076	.016456	.002955	.002330	.004137
PROCESS CHEESE 15	.015354	.000068	.000056	.000764	.010782	.000242	.000297	.001031
FISH PROD. IND. 16	.000473	.000283	.000574	.002018	.002099	.000375	.000484	.000530
FRUIT & VEG. CANNERS 17	.007291	.003875	.000258	.007588	.027777	.001833	.002130	.003882
FEED MILLS 18	.005467	.006150	.015031	.012338	.021578	.001999	.006717	.005737
FLOUR MILLS 19	.008172	.002271	.001939	.024999	.044547	.001435	.001793	.014435
BREAKFAST CEREAL 20	.000681	.000048	.000062	.000557	.008787	.000156	.000213	.000869
BISCUIT MFG. 21	.012032	.000046	.000050	.000398	.001357	.000276	.000210	.000381
BAKERIES 22	.001852	.000255	.000313	.001205	.001183	.001325	.001060	.001444
CONFECTIONERY MFG 23	1.028364	.000107	.000059	.004282	.020691	.000316	.000415	.001764
SUGAR REFINERIES 24	.064135	.983543	.000326	.018816	.018868	.083332	.005024	.002917
VEG. OIL MILLS 25	.003443	.000571	.965086	.013003	.012431	.000619	.000711	.001414
MISC. FOOD IND. 26	.065286	.015522	.001818	1.050301	.926770	.024633	.016974	.074032
SOFT DRINKS MFG. 27	.000719	.000149	.000180	.000849	.000911	1.094922	.000731	.001246
DISTILLERIES 28	.000568	.000110	.000227	.001320	.001315	.001386	1.049490	.001658
BREWERY & WINERY 29	.001569	.000208	.000307	.002505	.003138	.006295	.011347	1.009196
LEAF TOBACCO PROC 30	.000032	.000017	.000080	.000139	.000147	.000063	.000144	.000050
TOBACCO PROD. MFG. 31	.000018	.000011	.000008	.000017	.000018	.000014	.000014	.000017
RUBBER FOOTWEAR 32	.000022	.000011	.000009	.000021	.000021	.000014	.000015	.000021
TIRE & TUBE MFG. 33	.002716	.001496	.001392	.002458	.002595	.001770	.002108	.002666
OTH. RUBBER IND. 34	.001030	.000501	.000446	.000964	.000959	.000764	.000759	.001018
LEATHER TANNERIES 35	.000056	.000020	.000017	.000063	.000061	.000049	.000043	.000060
SHOE FACTORIES 36	.000030	.000015	.000011	.000026	.000026	.000023	.000023	.000031
GLOVE & LUGGAGE 37	.000211	.000051	.000052	.000232	.000225	.000249	.000196	.000282
COTTON YARN & CLOTH 38	.001376	.002102	.003037	.002015	.002169	.000917	.000850	.001285
WOOL YARN & CLOTH 39	.000397	.000163	.000106	.000345	.000326	.000171	.000205	.000319
SYN. TEXTILE MILLS 40	.000964	.000630	.000861	.001137	.001117	.000616	.001499	.001363

TABLE 16 IMPACT TABLE WITH IMPORT LEAKAGES - AGGREGATION L (SEE CHAPTER 4)

WOOL YARN & CLOTHING 41 .000197 .000102 .003037 .002015 .000169 .000917 .000190 .000282
 SYN. TEXTILE MILLS 42 .000964 .000163 .000106 .000345 .000326 .000171 .000205 .001285
 .000630 .000861 .001137 .001117 .000616 .001409 .000319
 .001463

TABLE 16 IMPACT TABLE WITH IMPORT LEAKAGES - AGGREGATION L (SEE CHAPTER 4)

COMMODITY (COLUMNS)	CONFECTIONERY PRODUCTS	SUGAR & MOLASSES	VEG. OIL & FATS	TEA AND COFFEE	MISC. FOOD PROD.	SOFT DRINKS & CONC.	DISTILLERY PROD.	BREWERY & WINERY PROD.
INDUSTRY (ROWS)	41	42	43	44	45	46	47	48
CARPET, MAT, RUG 41	.000018	.000012	.000012	.000019	.000020	.000016	.000015	.000020
LINOL. & COATED FAB 42	.000346	.000176	.000156	.000292	.000300	.000163	.000173	.000270
TEXTILE BAG & CANVAS 43	.001622	.007214	.010905	.002774	.003319	.000903	.000523	.001217
OTH. TEXTILE IND. 44	.001179	.001380	.001839	.001325	.001477	.000587	.000664	.000960
HOSIERY MILLS 45	.000007	.000004	.000003	.000007	.000007	.000005	.000005	.000007
OTHER KNITTING 46	.000055	.000034	.000034	.000059	.000056	.000034	.000036	.000051
CLOTHING IND. 47	.000418	.000260	.000240	.000488	.000423	.000306	.000321	.000412
SAWMILLS 48	.002528	.001024	.000576	.002177	.002157	.001169	.002488	.002571
VENEER & PLYWOOD 49	.000431	.000217	.000186	.000417	.000431	.000264	.000523	.000513
SASH & DOOR PLANING 50	.000433	.000261	.000245	.000445	.000467	.000337	.000473	.000499
OTHER WOOD IND. 51	.001013	.000459	.000487	.001308	.001373	.000619	.000823	.003929
HOUSE FURNITURE 52	.000155	.000077	.000065	.000149	.000152	.000113	.000192	.000187
OTH. FURNITURE IND 53	.000202	.000093	.000066	.000199	.000202	.000145	.000355	.000298
PULP & PAPER MILLS 54	.051824	.015392	.003342	.037980	.036597	.015556	.018782	.036397
ASPHALT ROOFING 55	.000200	.000103	.000113	.000188	.000199	.000142	.000132	.000178
PAPER BOX & BAG MFG 56	.067936	.030055	.002535	.051004	.049498	.014533	.022213	.057963
AO PAPER CONVERT. 57	.018274	.002868	.000760	.007616	.007661	.002591	.003059	.006069
PRINT-PUBLISHING 58	.029083	.004929	.005822	.033300	.031745	.044637	.035814	.053903
IRON & STEEL MILLS 59	.005999	.002583	.002487	.008694	.009215	.013484	.008284	.012285
STEEL PIPE & TUBE 60	.000597	.000343	.000320	.000644	.000677	.000665	.000552	.000754
IRON FOUNDRIES 61	.000367	.000205	.000186	.000384	.000402	.000373	.000330	.000442
SMELTING & REFINING 62	.003206	.001301	.001578	.003544	.003729	.004381	.002917	.004277
ALUM. ROLL. CAST. 63	.001076	.000321	.000222	.001155	.001178	.001239	.000881	.001306
COPPER ROLL. CAST 64	.000502	.000246	.000212	.000490	.000506	.000446	.000415	.000556
METAL ROLL. CAST 65	.000386	.000142	.000144	.000401	.000413	.000475	.000359	.000518
BOILER & PLATEWORKS 66	.000308	.000160	.000150	.000364	.000383	.000434	.000320	.000449
FABR. STRUCT. METAL 67	.000826	.000446	.000419	.000875	.000919	.000864	.000773	.001025
ORN. & ARCH. METAL 68	.000425	.000236	.000228	.000504	.000526	.000422	.000670	.000683
METAL STAMPING 69	.010677	.003175	.002787	.019833	.021350	.040805	.021107	.032754
WIRE & PROD. MFG. 70	.002940	.001504	.001572	.002612	.002742	.002073	.002333	.003084
HARDWARE & CUTLERY 71	.001201	.000635	.000478	.000999	.001029	.000880	.001005	.001290
OTHER METAL IND 72	.001956	.000999	.000909	.002076	.002170	.002153	.001812	.002475
AO MACHINERY MFG. 73	.003569	.001984	.001816	.003258	.003493	.002677	.002918	.003811
REFRIG. & STORE MCH 74	.001412	.000456	.000357	.001005	.001035	.000630	.000901	.001014
AIRCRAFT & PARTS 75	.000909	.000341	.000367	.000975	.000986	.000852	.001521	.001613
MOTOR VEH. MFG. 76	.000830	.000487	.000350	.000764	.000787	.000606	.000631	.000784
VEHICLE PARTS MFG 77	.002235	.001208	.000940	.001985	.002037	.001647	.001960	.002428
OTH. TRANSP. EQ. IND 78	.000807	.000444	.000433	.000954	.000958	.000680	.000942	.001052
ELEC. APPLIANCE 79	.000373	.000189	.000165	.000369	.000387	.000381	.000355	.000455
COM. EQ. & WIRE MFG. 80	.001866	.001001	.000829	.001725	.001778	.001462	.001505	.001947
ELEC. INDUST. EQ. 81	.000906	.000479	.000382	.000793	.000821	.000694	.000727	.000955
OTH. ELEC. PROD. IND 82	.001889	.000964	.000774	.001612	.001666	.001357	.001490	.001925
CEMENT & LIME MFG. 83	.000428	.000609	.000462	.000478	.000513	.000351	.000438	.000506
CONCRETE & GYPSUM 84	.000691	.000446	.000418	.000725	.000764	.000591	.000640	.000762
CLAY, STONE & REFRA 85	.000261	.000134	.000134	.000325	.000339	.000303	.000432	.000449
GLASS & PROD. MFG. 86	.001860	.000435	.000289	.008114	.008082	.002490	.003519	.002307
OTH. NON-METAL MIN 87	.000607	.000316	.000286	.000591	.000613	.000541	.000598	.000732
PETR. PROD. IND. 88	.012644	.012276	.016815	.017677	.019923	.016726	.012470	.015338
EXPLOSIVES & AMMUN. 89	.000257	.000152	.000167	.000282	.000297	.000333	.000211	.000291
MIXED FERTILIZER 90	.000940	.001121	.002751	.002069	.002925	.000342	.000973	.000928

TABLE 16 IMPACT TABLE WITH IMPORT LEAKAGES - AGGREGATION L (SEE CHAPTER 4)

COMMODITY (COLUMNS) INDUSTRY (ROWS)	CONFECTIONERY PRODUCTS 41	SUGAR & MOLASSES 42	VEG. OIL & FATS 43	TEA AND COFFEE 44	MISC. FOOD PROD. 45	SOFT DRINKS & CONC. 46	DISTILLERY PROD. 47	BREWERY & WINERY PROD. 48
PLASTIC RESIN MFG.91	.006062	.000825	.007815	.002441	.002567	.001055	.001999	.001484
PHARMACEUTICAL 92	.001038	.000358	.000505	.002477	.008535	.000540	.000653	.001289
PAINT & VARNISH 93	.002266	.001083	.001252	.001920	.001988	.001871	.001880	.002441
SOAPS & CLEANERS 94	.006587	.000990	.013298	.021157	.024529	.002119	.001503	.003378
TOILET PREP. MFG. 95	.000366	.000081	.000093	.000887	.001148	.000184	.000148	.000269
OTH. CHEMICALS IND.96	.017164	.006420	.026700	.016681	.021401	.019347	.008735	.013991
MISC. MFG. IND. 97	.007536	.002373	.001844	.006332	.006394	.004454	.004184	.006153
CONSTRUCTION 98	.015220	.010146	.010222	.016340	.017346	.013343	.012176	.016233
WH. & RETAIL TRADE 99	.066928	.040231	.028242	.101513	.067490	.047385	.049095	.059861
TRANSP. & STORAGE 100	.061151	.044919	.046040	.084952	.085106	.045241	.054947	.060585
COMMUNICATIONS 101	.016924	.005772	.005592	.018748	.017738	.019316	.014644	.021406
UTILITIES 102	.017947	.010503	.014412	.017191	.017493	.014894	.013150	.023942
FIN. INSUR. RL. EST. 103	.035552	.015598	.014568	.033280	.032966	.033888	.022942	.028961
HEALTH & EDUCATION 104	.000000	.000000	.000000	.000000	.000000	.000000	.000000	.000000
BUSINESS SERVICE 105	.015271	.002743	.002874	.014593	.014190	.015468	.034232	.034800
HOTEL, RESTAURANT 106	.024836	.003260	.005080	.031441	.030002	.039793	.026613	.041395
OTHER SERVICES 107	.015337	.005500	.004674	.014231	.014333	.014020	.011338	.017859
OFFICE SUPPLIES 108	.006720	.002472	.002268	.006840	.006397	.006542	.005452	.006794
ADVTG. AND TRAVEL 109	.079556	.009801	.015856	.100931	.096232	.128543	.085618	.133550
OPERATING SUPPL. 110	.060050	.031131	.022037	.046826	.048082	.041653	.047206	.062460
NON-COMP. IMPORTS 111	.096753	.444015	.001197	.136999	.123018	.041114	.004978	.014041
BAL. PAYMENT ADJ. 112	.000000	.000000	.000000	.000000	.000000	.000000	.000000	.000000
COMMODITY TAXES 113	.008869	.004190	.004583	.011088	.011006	.014831	.009847	.012282
SUBSIDIES 114	-.004553	-.002982	-.003741	-.006054	-.006400	-.003363	-.003889	-.004478
INDIR. TX + GOV. SER. 115	.026538	.016850	.020487	.028608	.030282	.027015	.027435	.036230
WAGES + SALARIES 116	.488319	.197289	.133207	.369024	.361984	.481304	.318458	.446740
NET-INC. UNINCORP. 117	.045582	.032045	.063955	.069991	.084100	.039897	.045194	.049527
SURPLUS 118	.205637	.237091	.131655	.249365	.252254	.328174	.477937	.335925
SUB TOT (111-118) 119	.867144	.928498	.351345	.859020	.856244	.928972	.879958	.890266

TABLE 16 IMPACT TABLE WITH IMPORT LEAKAGES - AGGREGATION L (SEE CHAPTER 4)

COMMODITY (COLUMNS)

TABLE 16 IMPACT TABLE WITH IMPORT LEAKAGES - AGGREGATION L (SEE CHAPTER 4)

COMMODITY (COLUMNS)	TOBACCO PROCESSED	TOBACCO PRODUCTS	FOOTWEAR RUBBER	TIRES & TUBES	RUBBER PROD. NES	LEATHER	FOOTWEAR LEATHER	LEATHER PROD. NES
INDUSTRY (ROWS)	49	50	51	52	53	54	55	56
NET EXPORTS	27.7	.4	.3	4.4	2.5	11.0	3.2	1.1
RE-EXPORTS	.0	.0	.0	.2	.4	.2	.2	.2
IMPORTS	-4.4	-4.8	-9.6	-13.0	-37.3	-9.1	-18.1	-17.4
INVENTORY CHANGE	3.1	1.6	-.5	-.3	2.3	-.3	2.3	.6
OTH. FINAL DEMAND	.0	231.8	38.4	52.9	16.2	.4	190.1	52.9
IMPORT COEF.	.055693	.020602	.253204	.070861	.261351	.163454	.092409	.238338
RE-EXPORT COEF.	.000253	.012136	.006410	.047391	.130737	.014825	.060783	.137052
AGRICULTURE 1	.895426	.370313	.010418	.006393	.007310	.121353	.030958	.025106
FORESTRY 2	.006982	.015933	.006689	.002777	.005029	.003468	.004936	.011439
FISHING, HUNTING 3	.001165	.000691	.000233	.000162	.000195	.001523	.000767	.000479
IRON MINES 4	.000293	.000360	.000275	.000458	.000607	.000291	.000275	.000708
BASE METAL MINES 5	.001104	.001526	.0002430	.004378	.005021	.001961	.001547	.002847
URANIUM MINES 6	.000101	.000141	.000232	.000422	.000451	.000186	.000180	.000277
OTHER METAL MINES 7	.000052	.000164	.000133	.000093	.000363	.000068	.000203	.000567
COAL MINES 8	.000959	.000802	.001646	.002542	.001863	.003090	.001191	.001323
PETROLEUM, NAT. GAS 9	.015201	.008309	.004278	.005902	.006710	.006566	.003446	.004605
ASBESTOS MINES 10	.000048	.000067	.000077	.000068	.000432	.000052	.000089	.000101
AD NON-METAL MINE 11	.001412	.001045	.001543	.002441	.003416	.003478	.001267	.001316
MEAT PROCESSORS 12	.011439	.008564	.005346	.001597	.002309	.170409	.036831	.023328
POULTRY PROCESSOR 13	.000497	.000502	.000245	.000159	.000214	.000278	.000247	.000346
DAIRY FACTORIES 14	.001547	.002605	.001850	.001236	.001621	.001606	.001797	.002557
PROCESS CHEESE 15	.000136	.000175	.000134	.000092	.000114	.000274	.000159	.000203
FISH PROD. IND. 16	.002030	.001093	.000254	.000164	.000204	.002976	.000764	.000602
FRUIT & VEG. CANNERS 17	.000566	.000954	.000657	.000436	.000574	.000670	.000647	.000916
FEED MILLS 18	.072166	.030252	.001067	.000688	.000788	.010339	.002816	.002405
FLOUR MILLS 19	.008835	.004017	.000479	.000449	.000445	.001649	.000676	.000758
BREAKFAST CEREAL 20	.000224	.000162	.000064	.000043	.000054	.000069	.000062	.000089
BISCUIT MFG. 21	.000081	.000259	.000172	.000109	.000149	.000106	.000155	.000232
BAKERIES 22	.000804	.001302	.000846	.000539	.000724	.000654	.000791	.001161
CONFECTIONERY MFG 23	.000152	.000172	.000099	.000071	.000087	.000125	.000099	.000134
SUGAR REFINERIES 24	.001212	.002931	.000310	.000219	.000278	.000488	.000335	.000446
VEG. OIL MILLS 25	.003675	.001712	.001010	.001033	.001397	.004286	.001206	.001397
MISC. FOOD IND. 26	.003228	.002428	.001315	.001532	.001472	.004755	.001840	.002045
SOFT DRINKS MFG. 27	.000326	.000848	.000617	.000378	.000511	.000354	.000542	.000829
DISTILLERIES 28	.000542	.000766	.000527	.000484	.000537	.000297	.000400	.000626
BREWERY & WINERY 29	.000317	.001837	.001417	.000769	.001051	.000477	.001114	.002093
LEAF TOBACCO PROC 30	1.000456	.308804	.000013	.000010	.000011	.000095	.000029	.000027
TOBACCO PROD. MFG. 31	.000025	1.001532	.000017	.000013	.000014	.000038	.000021	.000027
RUBBER FOOTWEAR 32	.000020	.000036	.902304	.000308	.010637	.000027	.020826	.000120
TIRE & TUBE MFG. 33	.003926	.003170	.003583	.964623	.094284	.002851	.006388	.003603
OTH. RUBBER IND. 34	.000974	.001188	.113787	.044094	.833172	.001245	.036761	.004253
LEATHER TANNERIES 35	.000033	.000073	.017954	.000048	.000394	.993552	.202961	.112861
SHOE FACTORIES 36	.000028	.000028	.000144	.000021	.000030	.000513	.970572	.902477
GLOVE & LUGGAGE 37	.000079	.000281	.044526	.000166	.001320	.007054	.041629	.953886
COTTON YARN & CLOTH 38	.001846	.001609	.023129	.083416	.029850	.001585	.018578	.023370
WOOL YARN & CLOTH 39	.000176	.000434	.023309	.000837	.007144	.000328	.001886	.011897
SYN. TEXTILE MILLS 40	.000803	.001062	.020058	.010713	.013841	.001231	.006279	.011025

TABLE 16 IMPACT TABLE WITH IMPORT LEAKAGES - AGGREGATION L (SEE CHAPTER 4)

COMMODITY (COLUMNS)	TOBACCO PROCESSED 49	TOBACCO PRODUCTS 50	FOOTWEAR RUBBER 51	TIRES & TUBES 52	RUBBER PROD. NES 53	LEATHER 54	FOOTWEAR LEATHER 55	LEATHER PROD. NES 56
INDUSTRY (ROWS)								
CARPET, MAT, RUG 41	.000030	.000025	.000049	.000024	.000041	.000024	.000033	.000073
LINOL. & COATED FAB 42	.000211	.000696	.001061	.000472	.008252	.000318	.002401	.010061
TXITL BAG & CANVAS 43	.001880	.001363	.000747	.000584	.000899	.000722	.000627	.002908
OTH. TEXTILE IND. 44	.002575	.001817	.001355	.003819	.015779	.005277	.008248	.011390
HOSIERY MILLS 45	.000008	.000007	.000069	.000022	.000043	.000012	.008798	.000395
OTHER KNITTING 46	.000051	.000068	.001909	.000270	.000788	.000124	.000622	.006728
CLOTHING IND. 47	.000551	.000450	.008247	.001672	.005921	.000783	.004342	.019191
SAWMILLS 48	.002443	.003533	.001708	.001095	.001607	.001272	.001552	.005591
VENEER & PLYWOOD 49	.001038	.000766	.000452	.000253	.000414	.000337	.000434	.003333
SASH & DOOR & PLANING 50	.000956	.000672	.000361	.000387	.000440	.000504	.000396	.000711
OTHER WOOD IND. 51	.008611	.003635	.001104	.000800	.001387	.000814	.001494	.008897
HOUSE FURNITURE 52	.000241	.000219	.000195	.000156	.000312	.000152	.000209	.000511
OTH. FURNITURE IND 53	.000163	.000206	.000250	.000185	.000225	.000162	.000225	.000613
PULP & PAPER MILLS 54	.004674	.055004	.023691	.007792	.016477	.007740	.015491	.029515
ASPHALT ROOFING 55	.000251	.000295	.000383	.000432	.000259	.000259	.000561	.000608
PAPER BOX & BAG MFG 56	.004357	.058860	.027116	.055892	.014615	.006780	.019501	.016187
AO PAPER CONVERT. 57	.001805	.034314	.004614	.002432	.006646	.002048	.004098	.010246
PRINT-PUBLISHING 58	.007396	.037512	.025316	.016166	.024010	.010510	.020968	.032896
IRON & STEEL MILLS 59	.004642	.005694	.004105	.007213	.010055	.004566	.004126	.012713
STEEL PIPE & TUBE 60	.000788	.000740	.000457	.000464	.000831	.000566	.000548	.001063
IRON FOUNDRIES 61	.000473	.000426	.000305	.000325	.000633	.000386	.000341	.000647
SMELTING & REFINING 62	.002459	.003492	.000655	.011351	.012102	.004789	.003578	.007065
ALUM. ROLL. CAST. 63	.000438	.001378	.000589	.000550	.001294	.000459	.000582	.001485
COPPER ROLL. CAST 64	.000505	.000634	.000461	.000463	.001260	.000494	.000598	.001414
METAL ROLL. CAST. 65	.000281	.000421	.000692	.001135	.001374	.000766	.000498	.000889
BOILER & PLATEWORKS 66	.000346	.000338	.000213	.000216	.000362	.000288	.000248	.000427
FABR. STRUCT. METAL 67	.001119	.001033	.000663	.001021	.001141	.000792	.000869	.001556
ORN. & ARCH. METAL 68	.000610	.000548	.000364	.000381	.000607	.000410	.000389	.000992
METAL STAMPING 69	.003001	.007627	.003051	.003202	.007862	.003883	.002789	.006825
WIRE & PROD. MFG. 70	.003687	.003359	.002767	.014260	.005728	.002778	.002973	.012917
HARDWARE & CUTLERY 71	.001138	.001165	.001359	.000837	.001231	.001282	.001569	.012106
OTHER METAL IND 72	.002170	.002170	.002201	.001976	.009864	.001936	.002184	.006307
AO MACHINERY MFG. 73	.005506	.004199	.002744	.002396	.003493	.003975	.003547	.009711
REFRIG. & STORE MCH 74	.000937	.001335	.000823	.002119	.001552	.001057	.001157	.001185
AIRCRAFT & PARTS 75	.000829	.001003	.000708	.000921	.001304	.000663	.000729	.000885
MOTOR VEH. MFG. 76	.001031	.000812	.000705	.000571	.000762	.001497	.000925	.001259
VEHICLE PARTS MFG 77	.002104	.002087	.001822	.001983	.012151	.002404	.002469	.002948
OTH. TRANSP. EQ. IND 78	.000693	.000753	.000534	.000542	.000595	.000746	.000614	.000769
ELEC. APPLIANCE 79	.000415	.000394	.000338	.000330	.000488	.000382	.000363	.000630
COM. EQ. & WIRE MFG. 80	.002177	.002010	.001551	.002163	.003472	.002341	.001923	.003018
ELEC. INDUST. EQ. 81	.000961	.000934	.000693	.000795	.001071	.001010	.000879	.001390
OTH. ELEC. PROD. IND 82	.001830	.002025	.001729	.002353	.002843	.002146	.002084	.003267
CEMENT & LIME MFG. 83	.000597	.000529	.000359	.000394	.000563	.001630	.000621	.000540
CONCRETE & GYPSUM 84	.001174	.000972	.000592	.000612	.000755	.000781	.000727	.000810
CLAY, STONE & REFRAC 85	.000324	.000309	.000256	.000297	.000732	.000263	.000231	.000350
GLASS & PROD. MFG. 86	.000414	.000601	.000470	.000378	.000720	.000505	.000523	.001043
OTH. NON-METAL MIN 87	.000661	.000635	.001260	.001189	.009079	.000749	.000984	.001150
PETR. PROD. IND. 88	.048660	.024985	.009720	.011283	.014259	.018178	.008971	.012073
EXPLOSIVES & AMMUN. 89	.000259	.000250	.000396	.000725	.001435	.000687	.000340	.000383
MIXED FERTILIZER 90	.013113	.005446	.000235	.000256	.000261	.001927	.000521	.000448

TABLE 16 IMPACT TABLE WITH IMPORT LEAKAGES - AGGREGATION L (SEE CHAPTER 4)

TABLE 16 IMPACT TABLE WITH IMPORT LEAKAGES - AGGREGATION L (SEE CHAPTER 4)

COMMODITY(COLUMNS)	TCBACCO PROCESSED 49	TOBACCO PRODUCTS 50	FOOTWEAR RUBBER 51	TIRES & TUBES 52	RUBBER PROD. NES 53	LEATHER 54	FOOTWEAR LEATHER 55	LEATHER PROD. NES 56
INDUSTRY(ROWS)								
PLASTIC RESIN MFG91	.000995	.001919	.007054	.007932	.013094	.002116	.002476	.004876
PHARMACEUTICAL 92	.001478	.000916	.000463	.000522	.000611	.000813	.000562	.000681
PAINT &VARNISH 93	.001958	.002132	.005888	.002984	.009900	.005075	.003014	.004889
SOAPS & CLEANERS 94	.001368	.001390	.001299	.001468	.001889	.003063	.001756	.001885
TOILET PREP.MFG. 95	.000158	.000188	.000152	.000171	.000200	.000186	.000207	.000214
OTH.CHEMICALS IND96	.014555	.012355	.048820	.114058	.098254	.064612	.028570	.035741
MISC. MFG.IND. 97	.003173	.014785	.011178	.005119	.035968	.004577	.018404	.060273
CONSTRUCTION 98	.029459	.023210	.011383	.011377	.013062	.015592	.012895	.012895
WH.&RETAIL TRADE 99	.091629	.064591	.062396	.058175	.052314	.174628	.086640	.109500
TRANSP.& STORAGE100	.060893	.052741	.037292	.040064	.038186	.059840	.038157	.045930
COMMUNICATIONS 101	.010205	.017528	.015865	.013829	.016290	.013812	.016127	.022338
UTILITIES 102	.017009	.015791	.019062	.023151	.025679	.025418	.015047	.016672
FIN.INSUR.RL. EST103	.048701	.045940	.027900	.029627	.033806	.034789	.030159	.036452
HEALTH&EDUCATION104	.000000	.000000	.000000	.000000	.000000	.000000	.000000	.000000
BUSINESS SERVICE105	.004925	.015734	.009929	.010058	.008631	.005626	.011518	.013687
HOTEL,RESTAURANT106	.005125	.030195	.023214	.012769	.017011	.007841	.018307	.030297
OTHER SERVICES 107	.008071	.013776	.010991	.008600	.011577	.010916	.020166	.015447
OFFICE SUPPLIES 108	.005074	.005337	.006802	.008459	.007884	.006124	.007193	.009836
ADVTG.AND TRAVEL109	.015045	.097065	.074529	.040641	.054452	.023353	.058340	.097056
OPERATING SUPPL.110	.051448	.054690	.041103	.038889	.057110	.060687	.054295	.062166
NON-COMP. IMPORTS111	.001800	.002546	.046628	.086731	.044756	.003037	.007334	.006278
BAL.PAYMENT ADJ.112	.000000	.000000	.000000	.000000	.000000	.000000	.000000	.000000
COMMODITY TAXES 113	.012252	.010718	.006534	.005447	.006499	.008145	.007418	.009787
SUBSIDIES 114	-.011082	-.006589	-.003181	-.003265	-.003194	-.006154	-.003561	-.004419
INDIR.TX+GOV.SER115	.060001	.040144	.018446	.022822	.022172	.026866	.019736	.024863
WAGES + SALARIES116	.266597	.405912	.598532	.417305	.462991	.463368	.606151	.600073
NET-INC.UNINCORP117	.287487	.136116	.022634	.018792	.020855	.064466	.034700	.045253
SURPLUS 118	.292043	.304303	.154137	.258268	.275121	.127653	.128750	.109453
SUB TOT(111-118)119	.909098	.893149	.843729	.806100	.829202	.687381	.800527	.791289

TABLE 16 IMPACT TABLE WITH IMPORT LEAKAGES - AGGREGATION L (SEE CHAPTER 4)

COMMODITY (COLUMNS)	COTTON FIBRE & YARN	COTTON FABRICS	WOOL, YARN & FABRIC	SYNTH. FIBRE & YARN	SYNTH. FABRICS	CARPETING	LINOL. & COATED FABR.	CANVAS PRODUCTS	
INDUSTRY (ROWS)	57	58	59	60	61	62	63	64	
NET EXPORTS	1.0	10.0	2.5	17.5	2.6	.1	.7	.0	
RE-EXPORTS	.1	.7	.2	.2	.4	.2	.2	.0	
IMPORTS	-17.5	-126.5	-34.9	-20.8	-45.9	-14.5	-28.0	-2.3	
INVENTORY CHANGE	.1	3.2	3.0	-.5	2.1	4.1	.8	-.0	
OTH. FINAL DEMAND	1.6	40.7	22.0	4.1	10.2	35.4	.8	9.3	
IMPORT COEF.	.282792	.418109	.275952	.144150	.315034	.263532	.460067	.141843	
RE-EXPORT COEF.	.093809	.062330	.069470	.013162	.148381	.554098	.213170	.238095	
AGRICULTURE	1	.006175	.005993	.039916	.007938	.007846	.009507	.011332	.007300
FORESTRY	2	.003281	.003162	.004564	.007837	.007828	.004880	.007609	.006737
FISHING, HUNTING	3	.000176	.000177	.000319	.000173	.000168	.000193	.000252	.000188
IRON MINES	4	.000180	.000177	.000246	.000297	.000266	.000265	.000463	.000310
BASE METAL MINES	5	.001057	.001027	.002123	.001833	.001555	.001705	.003949	.001732
URANIUM MINES	6	.000107	.000104	.000200	.000166	.000142	.000159	.000379	.000170
OTHER METAL MINES	7	.000055	.000054	.000103	.000076	.000075	.000092	.000737	.000332
COAL MINES	8	.002020	.002028	.002156	.001348	.001188	.002184	.001926	.001005
PETROLEUM, NAT. GAS	9	.002918	.002861	.004329	.007330	.006282	.005030	.007333	.003222
ASBESTOS MINES	10	.000041	.000039	.000198	.000057	.000054	.000061	.001057	.000057
AD NON-METAL MINES	11	.000785	.000765	.001032	.002445	.001697	.001464	.003685	.000777
MEAT PROCESSORS	12	.001169	.001146	.001758	.001558	.001520	.001686	.003823	.001859
POULTRY PROCESSORS	13	.000119	.000117	.000175	.000153	.000153	.000181	.000229	.000179
DAIRY FACTORIES	14	.000891	.000876	.001289	.001145	.001138	.001348	.001752	.001292
PROCESS CHEESE	15	.000106	.000106	.000116	.000090	.000091	.000118	.000130	.000115
FISH PROD. IND.	16	.000117	.000114	.000223	.000167	.000156	.000184	.000293	.000166
FRUIT & VEG. CANNERS	17	.000389	.000385	.000445	.000404	.000408	.000469	.000613	.000465
FEED MILLS	18	.000686	.000671	.003471	.000849	.000839	.001028	.001166	.000838
FLOUR MILLS	19	.001604	.001629	.000692	.000397	.000410	.000484	.000514	.000583
BREAKFAST CEREAL	20	.000066	.000066	.000047	.000038	.000039	.000044	.000059	.000048
BISCUIT MFG.	21	.000076	.000074	.000106	.000096	.000097	.000113	.000161	.000112
BAKERIES	22	.000365	.000358	.000552	.000491	.000495	.000582	.000775	.000569
CONFECTIONERY MFG	23	.000120	.000121	.000071	.000070	.000070	.000081	.000170	.000084
SUGAR REFINERIES	24	.000206	.000205	.000243	.000203	.000201	.000224	.000306	.000218
VEG. OIL MILLS	25	.000925	.000861	.001064	.000613	.000583	.002313	.015519	.000718
MISC. FOOD IND.	26	.003946	.004005	.001056	.001317	.001345	.001358	.001554	.001475
SOFT DRINKS MFG.	27	.000233	.000228	.000354	.000317	.000320	.000373	.000548	.000376
DISTILLERIES	28	.000156	.000152	.000235	.000305	.000272	.000324	.000723	.000256
BREWERY & WINERY	29	.000360	.000350	.000576	.000487	.000496	.000673	.001165	.000705
LEAF TOBACCO PROC	30	.000008	.000008	.000016	.000011	.000010	.000014	.000015	.000012
TOBACCO PROD. MFG.	31	.000012	.000012	.000017	.000013	.000013	.000021	.000017	.000019
RUBBER FOOTWEAR	32	.000060	.000058	.000111	.000095	.000098	.000072	.000088	.000068
TIRE & TUBE MFG.	33	.002095	.002057	.002728	.003072	.003072	.002646	.003346	.002461
OTH. RUBBER IND.	34	.003671	.004878	.002634	.005221	.005387	.072238	.105059	.004615
LEATHER TANNERIES	35	.000101	.000088	.000316	.000081	.000102	.000149	.000266	.000306
SHOE FACTORIES	36	.000029	.000028	.000080	.000035	.000036	.000044	.000028	.000033
GLOVE & LUGGAGE	37	.000224	.000214	.000919	.000235	.000240	.000424	.000566	.000360
COTTON YARN & CLOTH	38	1.059738	1.083461	.051963	.032751	.062274	.090345	.034144	.207839
WOOL YARN & CLOTH	39	.011318	.004459	.966918	.024509	.022409	.055267	.002599	.004757
SYN. TEXTILE MILLS	40	.127011	.115845	.107596	1.142990	1.133748	.349884	.020821	.047243

TABLE 16 IMPACT TABLE WITH IMPORT LEAKAGES - AGGREGATION L (SEE CHAPTER 4)

COMMODITY (COLUMNS)

COTTON FIBRE

COTTON

WOOL, YARN &

SYNTH. FIBRE

SYNTH. FABRICS

CARPETING

LINOL. & COATED FABR.

CANVAS PRODUCTS

COTTON YARN&CLOTH38	.059738	1.083461	.051963	.032751	.062274	.090345	.034144	.000300
WOOL YARN & CLOTH39	.011318	.004459	.966918	.024509	.022409	.055267	.002599	.207839
SYN.TEXTILE MILLS40	.127011	.115845	.107596	1.142990	1.133748	.349884	.020821	.004757
								.047243

TABLE 16 IMPACT TABLE WITH IMPORT LEAKAGES - AGGREGATION L (SEE CHAPTER 4)

COMMODITY(COLUMNS)	COTTON FIBRE & YARN	COTTON FABRICS	WOOL, YARN & FABRIC	SYNTH. FIBRE & YARN	SYNTH. FABRICS	CARPETING	LINOL. & COATED FABR.	CANVAS PRODUCTS
INDUSTRY(ROWS)	57	58	59	60	61	62	63	64
CARPET, MAT, RUG 41	.000165	.000145	.000646	.000083	.000110	.715400	.000141	.000292
LINOL. & COATED FAB 42	.001044	.000843	.002580	.000536	.000817	.001737	.820365	.007379
TEXTILE BAG & CANVAS 43	.001412	.003274	.002566	.000963	.000983	.003996	.000912	.856954
OTH. TEXTILE IND. 44	.053452	.036497	.102252	.012873	.033879	.057249	.064506	.220139
HOSIERY MILLS 45	.000299	.000179	.001365	.001814	.000412	.000312	.000034	.000077
OTHER KNITTING 46	.001355	.002611	.045547	.001610	.020782	.010910	.010401	.001858
CLOTHING IND. 47	.006810	.011379	.043450	.012727	.013204	.010948	.002143	.006428
SAWMILLS 48	.000997	.000963	.001512	.001567	.001581	.001377	.002667	.001990
VENEER & PLYWOOD 49	.000248	.000240	.000416	.000318	.000322	.000332	.000591	.000380
SASH & DOOR & PLANING 50	.000306	.000301	.000444	.000379	.000372	.000430	.000562	.000385
OTHER WOOD IND. 51	.000745	.000624	.001631	.000650	.000741	.000929	.005590	.002855
HOUSE FURNITURE 52	.000375	.000357	.001551	.000268	.000293	.000719	.000379	.000430
OTH. FURNITURE IND 53	.000382	.000362	.001517	.000279	.000278	.000713	.000341	.001339
PULP & PAPER MILLS 54	.011230	.010828	.012998	.031123	.031057	.016803	.020740	.023764
ASPHALT ROOFING 55	.000167	.000164	.000251	.000312	.000269	.000262	.000523	.000232
PAPER BOX & BAG MFG 56	.009002	.008869	.008462	.010283	.010194	.007873	.012581	.008685
AO PAPER CONVERT. 57	.004649	.004543	.009123	.003892	.004065	.006262	.010140	.004711
PRINT-PUBLISHING 58	.007857	.007686	.012144	.010752	.010897	.014138	.022049	.015240
IRON & STEEL MILLS 59	.002746	.002701	.003770	.004360	.003944	.003995	.007636	.005299
STEEL PIPE & TUBE 60	.000403	.000401	.000580	.000538	.000531	.000526	.000883	.001720
IRON FOUNDRIES 61	.000254	.000251	.000352	.000333	.000325	.000328	.000433	.000338
SMELTING & REFINING 62	.002506	.002431	.004912	.004216	.003580	.004023	.010088	.004347
ALUM. ROLL. CAST. 63	.000377	.000370	.000592	.000532	.000518	.000550	.001550	.000871
COPPER ROLL. CAST 64	.000325	.000321	.000473	.000422	.000418	.000454	.001291	.000750
METAL ROLL. CAST. 65	.000453	.000444	.000945	.000482	.000465	.000728	.001318	.000547
BOILER & PLATEWORKS 66	.000188	.000185	.000257	.000250	.000243	.000243	.000353	.000274
FABR. STRUCT. METAL 67	.000628	.000606	.000901	.000902	.000904	.000816	.001234	.001153
ORN. & ARCH. METAL 68	.000292	.000288	.000408	.000396	.000388	.000390	.000584	.002111
METAL STAMPING 69	.001700	.001667	.002136	.003443	.002888	.002799	.008512	.002665
WIRE & PROD. MFG. 70	.001964	.001916	.003158	.002659	.002693	.002691	.002935	.004611
HARDWARE & CUTLERY 71	.000882	.000866	.001246	.001167	.001172	.001088	.003171	.002653
OTHER METAL IND 72	.001289	.001273	.001760	.001691	.001666	.001740	.002589	.002323
AO MACHINERY MFG. 73	.002449	.002410	.003481	.003316	.003288	.003082	.003177	.002896
REFRIG. & STORE MCH 74	.001066	.001057	.000939	.001600	.001595	.001579	.001559	.000829
AIRCRAFT & PARTS 75	.000364	.000360	.000563	.000472	.000467	.000586	.000715	.000551
MOTOR VEH. MFG. 76	.000549	.000541	.000804	.000656	.000658	.000904	.000813	.000847
VEHICLE PARTS MFG 77	.001588	.001563	.002170	.002144	.002134	.002040	.002214	.001943
OTH. TRANSP. EQ. IND 78	.000413	.000408	.000593	.000518	.000510	.000543	.000620	.000532
ELEC. APPLIANCE 79	.001199	.001216	.000381	.000343	.000366	.000397	.000455	.000541
COM. EQ. & WIRE MFG. 80	.001287	.001270	.001783	.001660	.001649	.001829	.001604	.001804
ELEC. INDUST. EQ. 81	.000692	.000683	.000892	.000860	.000856	.000846	.001027	.000861
OTH. ELEC. PROD. IND 82	.001321	.001301	.001806	.001798	.001767	.001972	.002735	.001841
CEMENT & LIME MFG. 83	.000287	.000284	.000409	.000460	.000402	.000421	.000519	.000599
CONCRETE & GYPSUM 84	.000527	.000522	.000719	.000666	.000640	.000682	.000648	.000551
CLAY, STONE & REFRAC 85	.000163	.000160	.000238	.000274	.000246	.000244	.000392	.000207
GLASS & PROD. MFG. 86	.000445	.000419	.000572	.001611	.001595	.000806	.001111	.001153
OTH. NON-METAL MIN 87	.000512	.000478	.004495	.000830	.000767	.000899	.000965	.000573
PETR. PROD. IND. 88	.007785	.007644	.011899	.018440	.016414	.012965	.018146	.008512
EXPLOSIVES & AMMUN. 89	.000235	.000232	.000288	.000392	.000336	.000378	.000745	.000245
MIXED FERTILIZER 90	.000141	.000137	.000643	.000222	.000195	.000232	.000305	.000161

TABLE 16 IMPACT TABLE WITH IMPORT LEAKAGES - AGGREGATION L (SEE CHAPTER 4)

COMMODITY(COLUMNS) INDUSTRY(ROWS)	COTTON FIBRE & YARN 57	COTTON FABRICS 58	WOOL, YARN & FABRIC 59	SYNTH. FIBRE & YARN 60	SYNTH. FABRICS 61	CARPETING 62	LINOL.& COATED FABR. 63	CANVAS PRODUCTS 64
PLASTIC RESIN MFG91	.002314	.002160	.002593	.011031	.010749	.005953	.030713	.003684
PHARMACEUTICAL 92	.000398	.000392	.000543	.000596	.000538	.000534	.000706	.000453
PAINT & VARNISH 93	.001872	.001837	.002355	.004215	.004111	.003259	.007630	.002027
SOAPS & CLEANERS 94	.001186	.001147	.002326	.001735	.001671	.001813	.005778	.001438
TOILET PREP. MFG. 95	.000108	.000107	.000159	.000137	.000132	.000157	.000347	.000139
OTH. CHEMICALS IND96	.032185	.031488	.033786	.129357	.082142	.063750	.102179	.023188
MISC. MFG. IND. 97	.003932	.003880	.008457	.005069	.005380	.007326	.079907	.035354
CONSTRUCTION 98	.011902	.011821	.015841	.015064	.014605	.014486	.014221	.010599
WH. & RETAIL TRADE 99	.049102	.050251	.096224	.050385	.051195	.090754	.064371	.075431
TRANSP. & STORAGE 100	.032314	.032048	.044794	.038950	.037994	.039827	.045017	.037202
COMMUNICATIONS 101	.007938	.007839	.012211	.011330	.011325	.013923	.014728	.013669
UTILITIES 102	.022041	.022006	.021115	.025471	.023391	.021530	.024139	.015117
FIN. INSUR. RL. EST 103	.017398	.017134	.027237	.033755	.033627	.032736	.029497	.023492
HEALTH & EDUCATION 104	.000000	.000000	.000000	.000000	.000000	.000000	.000000	.000000
BUSINESS SERVICE 105	.004364	.004297	.007306	.005883	.005895	.006766	.008628	.007799
HOTEL, RESTAURANT 106	.005833	.005677	.009457	.007956	.008114	.011101	.019065	.011561
OTHER SERVICES 107	.008885	.008746	.013433	.010718	.010475	.010241	.011818	.010493
OFFICE SUPPLIES 108	.004133	.004078	.006174	.006026	.006026	.006870	.007576	.006339
ADVTG. AND TRAVEL 109	.018229	.017729	.029660	.024997	.025514	.034874	.060947	.036483
OPERATING SUPPL. 110	.043926	.043174	.060947	.060947	.060762	.053432	.051434	.048986
NON-COMP. IMPORTS 111	.208083	.212439	.017448	.012684	.018609	.023492	.013793	.044249
BAL. PAYMENT ADJ. 112	.000000	.000000	.000000	.000000	.000000	.000000	.000000	.000000
COMMODITY TAXES 113	.004156	.004109	.006611	.005578	.005548	.006148	.007137	.006042
SUBSIDIES 114	-.002446	-.002445	-.003884	-.002771	-.002707	-.003560	-.003488	-.003022
INDIR. TX+GOV. SER 115	.016847	.016716	.021345	.021967	.021657	.024093	.030515	.018512
WAGES + SALARIES 116	.407715	.405780	.517056	.453933	.457922	.466804	.496604	.413459
NET-INC. UNINCORP 117	.014081	.013940	.034593	.017828	.018034	.022921	.023960	.031294
SURPLUS 118	.181265	.180015	.200626	.297727	.285866	.228794	.193303	.157605
SUB TOT(111-118) 119	.829700	.830554	.793796	.806946	.804930	.768691	.761824	.668139

- 258 -

TABLE 16 IMPACT TABLE WITH IMPORT LEAKAGES - AGGREGATION L (SEE CHAPTER 4)

TABLE 16 IMPACT TABLE WITH IMPORT LEAKAGES - AGGREGATION L (SEE CHAPTER 4)

COMMODITY (COLUMNS)	TEXTILE CONTAINERS	FELTS	CORDAGE & TWINE	OTHER FABRICS	TEXTILE PROD. NES	HOSIERY	KNITTED FABRICS	KNITTED CLOTHING
INDUSTRY (ROWS)	65	66	67	68	69	70	71	72
NET EXPORTS	.4	.1	3.7	.5	3.7	.2	.7	.8
RE-EXPORTS	.0	.0	.1	.2	1.1	.0	.1	.3
IMPORTS	-.6	-.1	-9.1	-34.4	-72.4	-5.4	-11.6	-22.8
INVENTORY CHANGE	-.0	.2	.2	.5	1.6	.8	1.0	1.7
OTH. FINAL DEMAND	3.9	2.2	2.9	5.7	113.9	69.9	1.8	130.6
IMPORT COEF.	.023110	.017408	.358268	.591935	.311277	.070740	.249886	.168028
RE-EXPORT COEF.	.113689	.031746	.031034	.247126	.234662	.166078	.080706	.250249
AGRICULTURE 1	.007114	.009710	.008929	.009571	.016374	.008315	.008418	.009493
FORESTRY 2	.008292	.007786	.007359	.008067	.010147	.006247	.005226	.004592
FISHING, HUNTING 3	.000174	.000312	.000283	.000307	.000310	.000199	.000189	.000273
IRON MINES 4	.000274	.000316	.000387	.000313	.000387	.000222	.000232	.000207
BASE METAL MINES 5	.001289	.002388	.002364	.002381	.003043	.001213	.001449	.001210
URANIUM MINES 6	.000126	.000234	.000232	.000233	.000299	.000111	.000135	.000111
OTHER METAL MINES 7	.000152	.000157	.000134	.000152	.000286	.000103	.000179	.000111
COAL MINES 8	.001321	.001304	.001493	.001293	.001163	.001190	.001409	.001370
PETROLEUM, NAT. GAS 9	.003340	.004284	.004065	.004352	.005306	.003760	.004074	.003625
ASBESTOS MINES 10	.000050	.000092	.000083	.000091	.000099	.000051	.000054	.000051
AD NON-METAL MINE 11	.000799	.001332	.001232	.001355	.001197	.000920	.001022	.000862
MEAT PROCESSORS 12	.001761	.002648	.002224	.002483	.002530	.001967	.001531	.001498
POULTRY PROCESSOR 13	.000170	.000242	.000216	.000240	.000237	.000195	.000158	.000155
DAIRY FACTORIES 14	.001221	.001793	.001613	.001778	.001869	.001486	.001181	.001157
PROCESS CHEESE 15	.000111	.000142	.000134	.000140	.000131	.000106	.000097	.000096
FISH PROD. IND. 16	.000155	.000226	.000202	.000222	.000231	.000171	.000154	.000150
FRUIT & VEG. CANNERS 17	.000441	.000641	.000587	.000634	.000607	.000533	.000422	.000413
FEED MILLS 18	.000831	.001069	.000989	.001057	.001730	.000858	.000878	.000961
FLOUR MILLS 19	.000585	.000565	.000774	.000543	.000622	.000419	.000457	.000470
BREAKFAST CEREAL 20	.000045	.000062	.000062	.000061	.000061	.000052	.000042	.000041
BISCUIT MFG. 21	.000105	.000161	.000143	.000160	.000155	.000139	.000104	.000102
BAKERIES 22	.000535	.000800	.000709	.000794	.000762	.000677	.000521	.000510
CONFECTIONERY MFG 23	.000081	.000104	.000107	.000102	.000099	.000080	.000072	.000071
SUGAR REFINERIES 24	.000207	.000299	.000279	.000296	.000303	.000251	.000202	.000198
VEG. OIL MILLS 25	.000610	.001402	.001267	.001482	.001222	.001585	.001979	.001436
MISC. FOOD IND. 26	.001471	.001548	.002033	.001502	.001444	.001064	.001179	.001137
SOFT DRINKS MFG. 27	.000350	.000545	.000479	.000540	.000523	.000479	.000346	.000341
DISTILLERIES 28	.000232	.000379	.000330	.000376	.000378	.000346	.000247	.000238
BREWERY & WINERY 29	.000638	.001063	.000918	.001050	.001070	.000978	.000619	.000623
LEAF TOBACCO PROC 30	.000012	.000014	.000013	.000014	.000017	.000010	.000010	.000010
TOBACCO PROD. MFG. 31	.000019	.000021	.000019	.000021	.000019	.000013	.000015	.000015
RUBBER FOOTWEAR 32	.000060	.000127	.000111	.000126	.000099	.000171	.000093	.000093
TIRE & TUBE MFG. 33	.002341	.003646	.003319	.003633	.003334	.002616	.002436	.002226
OTH. RUBBER IND. 34	.003915	.009309	.008041	.016223	.008309	.005322	.003658	.003102
LEATHER TANNERIES 35	.000174	.001754	.000779	.000941	.001357	.000827	.000298	.000324
SHOE FACTORIES 36	.000031	.000054	.000049	.000053	.000268	.000061	.000043	.000044
GLOVE & LUGGAGE 37	.000306	.007948	.000517	.000585	.000458	.000663	.000397	.000600
COTTON YARN & CLOTH 38	.219740	.101988	.296161	.087780	.090268	.046748	.110759	.120741
WOOL YARN & CLOTH 39	.003603	.013247	.012783	.013333	.011994	.020914	.048023	.055785
SYN. TEXTILE MILLS 40	.042467	.076920	.080725	.096766	.058016	.238959	.334108	.222029

TABLE 16 IMPACT TABLE WITH IMPORT LEAKAGES - AGGREGATION L (SEE CHAPTER 4)

COMMODITY(COLUMNS)	TEXTILE CONTAINERS	FELTS	CORDAGE & TWINE	OTHER FABRICS	TEXTILE PROD. NES	HOSIERY	KNITTED FABRICS	KNITTED CLOTHING
INDUSTRY(ROWS)	65	66	67	68	69	70	71	72
CARPET, MAT, RUG 41	.000169	.001177	.000964	.001152	.004359	.000202	.004364	.000273
LINOL. & COATED FAB 42	.006369	.014047	.011247	.013682	.015629	.001044	.001719	.001340
TXITL BAG&CANVAS 43	.954073	.001906	.002103	.005757	.013913	.001213	.001239	.001219
OTH. TEXTILE IND. 44	.107037	1.039813	.833235	1.017758	.681801	.031084	.093662	.039423
HOSIERY MILLS 45	.000067	.000140	.000145	.000145	.000204	1.026968	.000713	.035996
OTHER KNITTING 46	.001592	.003637	.003002	.008495	.005108	.038064	.842122	.902799
CLOTHING IND. 47	.006023	.009927	.009148	.010308	.019146	.032328	.024707	.118476
SAWMILLS 48	.001939	.002892	.002471	.002718	.003921	.001462	.001424	.001227
VENEER & PLYWOOD 49	.000335	.000703	.000557	.000607	.001032	.000323	.000313	.000278
SASH&DOOR&PLANING 50	.000358	.000537	.000482	.000518	.000635	.000339	.000350	.000327
OTHER WOOD IND. 51	.002003	.007833	.006301	.007602	.005675	.000811	.001186	.000753
HOUSE FURNITURE 52	.000343	.003790	.000834	.000936	.010179	.000508	.000492	.000482
OTH. FURNITURE IND 53	.000445	.001148	.000980	.001116	.009916	.000516	.000511	.000491
PULP&PAPER MILLS 54	.031725	.023591	.023605	.025548	.032501	.023151	.018668	.016235
ASPHALT ROOFING 55	.000225	.000306	.000279	.000304	.000297	.000203	.000198	.000180
PAPER BOX&BAG MFG 56	.028718	.017657	.015952	.017443	.016134	.022853	.014570	.014902
AO PAPER CONVERT. 57	.004805	.009293	.018696	.009195	.051483	.006045	.005014	.004823
PRINT-PUBLISHING 58	.014440	.020652	.017997	.031673	.021888	.019103	.012972	.012991
IRON&STEEL MILLS 59	.004609	.005062	.006553	.004973	.006331	.003234	.003458	.003033
STEEL PIPE & TUBE 60	.001735	.000621	.000599	.000609	.000861	.000475	.000509	.000451
IRON FOUNDRIES 61	.000306	.000381	.000373	.000378	.000436	.000288	.000293	.000271
SMELTING&REFINING 62	.003146	.005986	.005942	.005961	.007756	.002725	.003366	.002737
ALUM. ROLL. CAST. 63	.000551	.000769	.000938	.000758	.001823	.000501	.000552	.000458
COPPER ROLL. CAST 64	.000519	.000587	.000554	.000580	.000789	.000414	.000507	.000409
METAL ROLL. CAST. 65	.000442	.000775	.000727	.000796	.003617	.000494	.000516	.000467
BOILER&PLATEWORKS 66	.000246	.000290	.000274	.000289	.000321	.000217	.000225	.000205
FABR. STRUCT. METAL 67	.001001	.001761	.001651	.001738	.001605	.000697	.000817	.000716
ORN. & ARCH. METAL 68	.000402	.000506	.000485	.000500	.000533	.000344	.000355	.000324
METAL STAMPING 69	.002158	.003529	.003173	.003506	.003825	.002025	.002307	.001967
WIRE & PROD. MFG. 70	.004598	.004500	.012547	.004347	.007020	.002446	.002421	.002182
HARDWARE&CUTLERY 71	.002735	.001818	.001553	.001710	.001712	.001081	.001037	.000950
OTHER METAL IND 72	.001913	.002157	.002091	.002135	.002425	.001517	.001504	.001388
AO MACHINERY MFG. 73	.002825	.003862	.003599	.003847	.003601	.002979	.002862	.002681
REFRIG. & STORE MCH 74	.000763	.001229	.001196	.001236	.001187	.001014	.001218	.001117
AIRCRAFT & PARTS 75	.000534	.000656	.000599	.000658	.000693	.000695	.000660	.000565
MOTOR VEH. MFG. 76	.000835	.000961	.000877	.000950	.000862	.000607	.000674	.000664
VEHICLE PARTS MFG 77	.001878	.002539	.002368	.002525	.002352	.001849	.001846	.001710
OTH. TRANSP. EQ. IND 78	.000522	.000635	.000594	.000632	.000658	.000564	.000524	.000513
ELEC. APPLIANCE 79	.000524	.000521	.000660	.000505	.000497	.000325	.000388	.000375
COM. EQ. & WIRE MFG. 80	.001719	.002089	.001997	.002070	.002099	.001504	.001541	.001451
ELEC. INDUST. EQ. 81	.000796	.001029	.000971	.001021	.001010	.000749	.000778	.000714
OTH. ELEC. PROD. IND 82	.001788	.002213	.002031	.002199	.002113	.001501	.001533	.001426
CEMENT&LIME MFG. 83	.021717	.000381	.000369	.000384	.000407	.000314	.000319	.000294
CONCRETE&GYPSUM 84	.000531	.000736	.000699	.000733	.000778	.000564	.000574	.000539
CLAY, STONE&REFRAC 85	.000229	.000252	.000252	.000252	.000279	.000194	.000198	.000180
GLASS&PROD. MFG. 86	.000927	.001315	.001119	.001301	.001248	.000644	.000833	.000605
OTH. NON-METAL MIN 87	.000525	.000789	.000732	.000785	.000793	.000630	.000742	.000719
PETR. PROD. IND. 88	.008579	.011047	.010480	.011186	.014291	.009754	.010753	.009648
EXPLOSIVES&AMMUN. 89	.000225	.000359	.000340	.000361	.000337	.000212	.000254	.000221
MIXED FERTILIZER 90	.000155	.000216	.000200	.000214	.000304	.000169	.000180	.000190

TABLE 16 IMPACT TABLE WITH IMPORT LEAKAGES - AGGREGATION L (SEE CHAPTER 4)

TABLE 16 IMPACT TABLE WITH IMPORT LEAKAGES - AGGREGATION L (SEE CHAPTER 4)

COMMODITY (COLUMNS) INDUSTRY (ROWS)	TEXTILE CONTAINERS 65	FELTS 66	CORDAGE & TWINE 67	OTHER FABRICS 68	TEXTILE PROD. NES 69	HOSIERY 70	KNITTED FABRICS 71	KNITTED CLOTHING 72
PLASTIC RESIN MFG91	.002528	.006517	.005644	.006638	.005878	.003355	.004689	.003215
PHARMACEUTICAL 92	.000441	.000597	.000556	.000595	.000555	.000451	.000456	.000427
PAINT & VARNISH 93	.001866	.002894	.002664	.002924	.002927	.002288	.002459	.002097
SOAPS & CLEANERS 94	.001288	.002710	.002396	.002687	.002224	.001407	.001565	.001423
TOILET PREP.MFG. 95	.000131	.000190	.000174	.000190	.000181	.000131	.000129	.000122
OTH.CHEMICALS IND96	.021347	.035501	.034424	.036733	.029915	.037125	.042710	.035351
MISC. MFG.IND. 97	.014861	.014177	.011757	.013689	.028720	.008771	.017796	.010129
CONSTRUCTION 98	.010479	.013378	.013151	.013407	.014793	.012870	.012611	.012065
WH.&RETAIL TRADE 99	.073118	.091688	.082636	.090350	.287455	.054861	.061760	.063257
TRANSP.& STORAGE100	.037710	.042140	.040362	.042063	.044909	.036256	.037040	.036033
COMMUNICATIONS 101	.013191	.016140	.014520	.016237	.020380	.017202	.012238	.012294
UTILITIES 102	.016088	.019473	.020173	.019560	.020181	.017777	.017700	.016359
FIN.INSUR.RL.EST103	.022193	.034096	.030720	.034313	.042141	.045794	.040146	.041222
HEALTH&EDUCATION104	.000000	.000000	.000000	.000000	.000000	.000000	.000000	.000000
BUSINESS SERVICE105	.007526	.009337	.008319	.009283	.010160	.012863	.008821	.009213
HOTEL,RESTAURANT106	.010478	.017184	.014769	.017002	.016971	.016175	.010177	.010290
OTHER SERVICES 107	.010087	.015158	.013921	.015189	.014620	.011567	.010524	.010112
OFFICE SUPPLIES 108	.005797	.008184	.007333	.008174	.010127	.006191	.006187	.006006
ADVTG.AND TRAVEL109	.032969	.054658	.046905	.054076	.054013	.051730	.032149	.032510
OPERATING SUPPL.110	.048157	.068873	.063919	.068677	.061477	.051457	.050912	.047065
NON-COMP. IMPORTS111	.045019	.034575	.069630	.031874	.027764	.011542	.025701	.026467
BAL.PAYMENT ADJ.112	.000000	.000000	.000000	.000000	.000000	.000000	.000000	.000000
COMMODITY TAXES 113	.005922	.007537	.006862	.007519	.009773	.005952	.006186	.006069
SUBSIDIES 114	-.003032	-.003579	-.003363	-.003565	-.006068	-.003064	-.002909	-.002895
INDIR.TX+GOV.SER115	.018215	.023710	.022482	.023730	.027785	.022421	.022999	.022642
WAGES + SALARIES116	.399318	.507880	.487148	.507790	.511189	.573769	.510712	.522029
NET-INC.UNINCORP117	.030485	.034460	.030133	.034158	.053309	.027536	.025487	.026881
SURPLUS 118	.162393	.175512	.178126	.179467	.196667	.189676	.190880	.174179
SUB TOT(111-118)119	.658321	.780093	.791019	.780973	.820418	.827831	.779055	.775371

TABLE 16 IMPACT TABLE WITH IMPORT LEAKAGES - AGGREGATION L (SEE CHAPTER 4)

COMMODITY (COLUMNS)	FUR CLOTHING	CLOTHING NES	PULP CHIPS & WASTE	SAWMILL PRODUCTS	VENEER & PLYWOOD	MILLWORK (WOOD)	WOODEN CONTAINERS	WOOD PROD. NES
INDUSTRY (ROWS)	73	74	75	76	77	78	79	80
NET EXPORTS	2.3	5.7	6.4	348.5	32.0	1.0	.6	6.1
RE-EXPORTS	.1	.5	.0	.1	.2	.0	.3	.1
IMPORTS	-5.7	-56.0	-1.5	-37.7	-17.0	-3.9	-3.1	-8.5
INVENTORY CHANGE	.9	13.8	-4	14.1	5.4	3.7	.1	.4
OTH. FINAL DEMAND	51.2	765.2	.0	6.7	1.3	3.6	4.2	2.3
IMPORT COEF.	.095598	.065599	.039620	.107526	.130988	.026725	.108554	.165237
RE-EXPORT COEF.	.044739	.077061	.001553	.000209	.005540	.038961	.337444	.009696
AGRICULTURE 1	.019365	.019323	.043613	.041720	.037559	.019909	.020930	.020351
FORESTRY 2	.003891	.004073	.413901	.399581	.330280	.141019	.155036	.148520
FISHING, HUNTING 3	.001179	.001118	.000527	.000513	.000468	.000305	.000297	.000296
IRON MINES 4	.000187	.000200	.000396	.000427	.000372	.000590	.000716	.000754
BASE METAL MINES 5	.001169	.001271	.001444	.001547	.001570	.001999	.002327	.002371
URANIUM MINES 6	.000113	.000123	.000171	.000179	.000173	.000201	.000228	.000230
OTHER METAL MINES 7	.000271	.000298	.000137	.000094	.000106	.000103	.000089	.000137
COAL MINES 8	.000665	.000708	.000450	.000497	.000600	.000644	.001158	.001385
PETROLEUM, NAT. GAS 9	.002672	.002827	.008752	.008653	.007021	.006023	.012792	.013185
ASBESTOS MINES 10	.000050	.000053	.000089	.000091	.000088	.000090	.000115	.000114
AD NON-METAL MINE 11	.000535	.000580	.000682	.000710	.000796	.000833	.000816	.001808
MEAT PROCESSORS 12	.001780	.002057	.002144	.002124	.002324	.001836	.001786	.001828
POULTRY PROCESSOR 13	.000163	.000167	.000218	.000214	.000237	.000195	.000194	.000192
DAIRY FACTORIES 14	.001208	.001240	.001552	.001520	.001784	.001415	.001448	.001410
PROCESS CHEESE 15	.000111	.000111	.000123	.000123	.000135	.000130	.000122	.000120
FISH PROD. IND. 16	.000173	.000180	.000287	.000281	.000287	.000219	.000216	.000220
FRUIT & VEG. CANNERS 17	.000423	.000432	.000536	.000529	.000592	.000478	.000486	.000480
FEED MILLS 18	.001787	.001792	.006845	.006577	.005757	.002942	.003085	.002990
FLOUR MILLS 19	.000545	.000549	.000902	.000873	.000836	.000521	.000541	.000541
BREAKFAST CEREAL 20	.000044	.000045	.000056	.000055	.000060	.000043	.000046	.000045
BISCUIT MFG. 21	.000105	.000107	.000122	.000120	.000139	.000111	.000120	.000118
BAKERIES 22	.000531	.000542	.000659	.000650	.000737	.000602	.000612	.000604
CONFECTIONERY MFG 23	.000074	.000075	.000076	.000076	.000088	.000077	.000077	.000076
SUGAR REFINERIES 24	.000210	.000215	.000315	.000307	.000328	.000237	.000246	.000244
VEG. OIL MILLS 25	.001286	.001290	.001052	.001034	.000995	.000575	.000601	.000666
MISC. FOOD IND. 26	.001070	.001091	.000988	.000988	.001065	.000862	.000870	.000885
SOFT DRINKS MFG. 27	.000356	.000365	.000386	.000390	.000453	.000362	.000380	.000375
DISTILLERIES 28	.000251	.000258	.000174	.000183	.000262	.000222	.000229	.000249
BREWERY & WINERY 29	.000720	.000738	.000386	.000385	.000607	.000538	.000600	.000577
LEAF TOBACCO PROC 30	.000013	.000013	.000021	.000020	.000021	.000018	.000016	.000017
TOBACCO PROD. MFG. 31	.000019	.000019	.000022	.000022	.000023	.000023	.000024	.000023
RUBBER FOOTWEAR 32	.000111	.000184	.000028	.000034	.000028	.000040	.000027	.000029
TIRE & TUBE MFG. 33	.001895	.003134	.004284	.004239	.004484	.003193	.003057	.003026
OTH. RUBBER IND. 34	.002897	.006450	.001312	.001747	.001317	.001978	.001368	.001540
LEATHER TANNERIES 35	.000745	.002173	.000048	.000087	.000052	.000118	.000066	.000288
SHOE FACTORIES 36	.000206	.000438	.000048	.000048	.000046	.000036	.000035	.000035
GLOVE & LUGGAGE 37	.000477	.004890	.000108	.000118	.000151	.000154	.000186	.001987
COTTON YARN & CLOTH 38	.104921	.103428	.001282	.001601	.001313	.001630	.002631	.003054
WOOL YARN & CLOTH 39	.053324	.055665	.000337	.000424	.000362	.000381	.001885	.001934
SYN. TEXTILE MILLS 40	.096914	.097618	.000915	.001716	.001584	.002645	.005368	.005843

TABLE 16 IMPACT TABLE WITH IMPORT LEAKAGES - AGGREGATION L (SEE CHAPTER 4)

TABLE 16 IMPACT TABLE WITH IMPORT LEAKAGES - AGGREGATION L (SEE CHAPTER 4)

COMMODITY (COLUMNS)	FUR CLOTHING 73	CLOTHING NES 74	PULP CHIPS & WASTE 75	SAWMILL PRODUCTS 76	VENEER & PLYWOOD 77	MILLWORK (WOOD) 78	WOODEN CONTAINERS 79	WOOD PROD. NES 80
CARPET, MAT, RUG 41	.000278	.000285	.000030	.000031	.000028	.000025	.000024	.000025
LINOL. & COATED FAB 42	.004415	.004784	.000271	.000573	.000255	.000911	.000360	.000620
TEXTILE BAG & CANVAS 43	.001100	.006825	.000613	.000600	.000613	.000364	.000485	.001063
OTH. TEXTILE IND. 44	.035429	.049991	.001041	.001230	.001009	.001177	.001378	.001623
HOSIERY MILLS 45	.000244	.003041	.000008	.000008	.000009	.000010	.000012	.000012
OTHER KNITTING 46	.034095	.042914	.000060	.000081	.000065	.000092	.000202	.000230
CLOTHING IND. 47	1.042454	.972162	.000573	.000548	.000636	.000557	.000596	.000618
SAWMILLS 48	.001217	.001313	.974998	.971919	.014654	.260840	.119703	.136435
VENEER & PLYWOOD 49	.000264	.000293	.050739	.053008	.959933	.068061	.065096	.026134
SASH & DOOR PLANING 50	.000312	.000324	.010911	.054526	.008960	.901212	.030735	.015765
OTHER WOOD IND. 51	.000899	.001072	.017634	.023776	.030428	.020434	.894604	.900422
HOUSE FURNITURE 52	.000366	.000424	.001964	.027378	.000556	.039454	.010781	.003838
OTH. FURNITURE IND 53	.000395	.000410	.002088	.003964	.000368	.010611	.001195	.001890
PULP & PAPER MILLS 54	.012208	.012730	.005023	.009859	.008605	.008531	.017109	.009741
ASPHALT ROOFING 55	.000190	.000196	.000285	.000352	.000315	.001431	.000733	.000723
PAPER BOX & BAG MFG 56	.010876	.011066	.002673	.005096	.004725	.004795	.006635	.006631
AD PAPER CONVERT. 57	.003815	.004034	.001552	.003588	.002292	.002375	.003591	.005290
PRINT-PUBLISHING 58	.014636	.015004	.009216	.009095	.012931	.011936	.012833	.012548
IRON & STEEL MILLS 59	.002938	.003150	.006305	.006944	.005771	.010508	.012821	.013543
STEEL PIPE & TUBE 60	.000456	.000489	.000998	.001131	.000893	.001164	.001007	.001210
IRON FOUNDRIES 61	.000248	.000259	.000607	.000621	.000557	.000604	.000653	.000672
SMELTING & REFINING 62	.002811	.003077	.003208	.003489	.003511	.004764	.005539	.005595
ALUM. ROLL. CAST. 63	.000552	.000592	.000569	.000710	.000767	.002792	.001942	.001373
COPPER ROLL. CAST 64	.000575	.000616	.000682	.000698	.000668	.000721	.000828	.000816
METAL ROLL. CAST. 65	.000394	.000421	.000338	.000355	.000367	.000460	.000483	.000484
BOILER & PLATEWORKS 66	.000196	.000205	.000449	.000453	.000416	.000462	.000491	.000485
FABR. STRUCT. METAL 67	.000748	.000775	.001940	.002069	.001447	.003353	.005817	.005739
ORN. & ARCH. METAL 68	.000311	.000326	.000749	.000817	.000678	.000760	.001327	.001321
METAL STAMPING 69	.002096	.002238	.002590	.003229	.002827	.013184	.006731	.006600
WIRE & PROD. MFG. 70	.001798	.001968	.006647	.007402	.006001	.006725	.012677	.013539
HARDWARE & CUTLERY 71	.000784	.000875	.002220	.002533	.002157	.004182	.007788	.008001
OTHER METAL IND 72	.001297	.001367	.003005	.003089	.002840	.003329	.007718	.004142
AD MACHINERY MFG. 73	.002261	.002331	.006508	.006405	.006037	.004491	.007218	.004745
REFRIG. & STORE MCH 74	.000820	.000844	.001072	.001062	.001113	.000976	.001045	.001084
AIRCRAFT & PARTS 75	.000520	.000533	.000767	.000770	.000731	.000814	.000718	.000715
MOTOR VEH. MFG. 76	.000785	.000786	.001113	.001156	.001134	.001235	.001094	.001082
VEHICLE PARTS MFG 77	.001416	.001486	.003744	.003774	.003504	.003704	.003179	.003179
OTH. TRANSP. EQ. IND 78	.000472	.000482	.000961	.000970	.000858	.001066	.000937	.000932
ELEC. APPLIANCE 79	.000355	.000363	.000558	.000576	.000550	.000552	.000650	.004579
COM. EQ. & WIRE MFG. 80	.001434	.001474	.002896	.002926	.002775	.002619	.002813	.002890
ELEC. INDUST. EQ. 81	.000654	.000680	.001513	.001507	.001435	.001218	.001305	.001397
OTH. ELEC. PROD. IND 82	.001379	.001421	.002970	.002970	.002804	.002402	.002274	.002418
CEMENT & LIME MFG. 83	.000239	.000253	.000595	.000597	.000561	.000534	.000541	.002585
CONCRETE & GYPSUM 84	.000482	.000495	.001323	.001313	.001266	.001130	.001354	.001348
CLAY, STONE & REFRAC 85	.000162	.000170	.000363	.000372	.000376	.000479	.000452	.000468
GLASS & PROD. MFG. 86	.000590	.000633	.000606	.001386	.000590	.013637	.001039	.000966
OTH. NON-METAL MIN 87	.000635	.000678	.001003	.001055	.001057	.001239	.001858	.001965
PETR. PROD. IND. 88	.007316	.007715	.027070	.026646	.023086	.017793	.035067	.035820
EXPLOSIVES & AMMUN. 89	.000172	.000184	.000627	.000613	.000627	.000369	.000407	.000438
MIXED FERTILIZER 90	.000324	.000325	.000683	.000657	.000603	.000349	.000359	.000362

TABLE 16 IMPACT TABLE WITH IMPORT LEAKAGES - AGGREGATION L (SEE CHAPTER 4)

COMMODITY(COLUMNS)	FUR CLOTHING 73	CLOTHING NES 74	PULP CHIPS & WASTE 75	SAWMILL PRODUCTS 76	VENEER & PLYWOOD 77	MILLWORK (WOOD) 78	WOODEN CONTAINERS 79	WOOD PROD. NES 80
PLASTIC RESIN MFG91	.002994	.003246	.002113	.001261	.021983	.003089	.005477	.004825
PHARMACEUTICAL 92	.000384	.000393	.000809	.000799	.000790	.000613	.000579	.000601
PAINT & VARNISH 93	.001593	.001707	.004885	.005184	.006849	.006130	.009762	.009808
SOAPS & CLEANERS 94	.001002	.001057	.002316	.002276	.002392	.001643	.001636	.001655
TOILET PREP.MFG. 95	.000117	.000120	.000230	.000228	.000230	.000187	.000173	.000175
OTH.CHEMICALS IND96	.016300	.017636	.009947	.010121	.018520	.012004	.015377	.007344
MTSC. MFG.IND. 97	.028705	.031709	.004926	.005499	.007086	.007952	.005900	.011287
CONSTRUCTION 98	.009985	.010257	.030226	.029697	.026849	.022103	.021132	.020956
WH.&RETAIL TRADE 99	.078115	.088989	.100289	.081452	.128418	.107315	.087072	.086168
TRANSP.& STORAGE100	.031303	.032037	.078459	.079867	.065278	.097742	.079573	.079476
COMMUNICATIONS 101	.013033	.013408	.012507	.012402	.013851	.017857	.015227	.014862
UTILITIES 102	.011999	.012491	.020411	.020160	.027260	.020306	.021912	.022408
FIN.INSUR.RL. EST103	.037845	.038018	.061560	.060206	.057524	.049549	.052588	.051874
HEALTH&EDUCATION104	.000000	.000000	.000001	.000001	.000001	.000000	.000001	.000000
BUSINESS SERVICE105	.007993	.008127	.007837	.007815	.007843	.008083	.006894	.006852
HOTEL,RESTAURANT106	.011914	.012175	.006399	.006324	.009979	.008800	.009675	.009505
OTHER SERVICES 107	.008870	.009136	.024408	.023849	.022668	.015357	.015261	.015168
OFFICE SUPPLIES 108	.006616	.006812	.006396	.006222	.007092	.007458	.006688	.006705
ADVTG.AND TRAVEL109	.037603	.038457	.019155	.018887	.030875	.026634	.029775	.029233
OPERATING SUPPL.110	.035397	.036725	.107697	.105507	.101193	.068753	.069369	.068597
NON-COMP. IMPORTS111	.022236	.022463	.001072	.001138	.001163	.001057	.001240	.001362
BAL.PAYMENT ADJ.112	.000000	.000000	.000000	.000000	.000000	.000000	.000000	.000000
COMMODITY TAXES 113	.005223	.005470	.012310	.012014	.011195	.010709	.009390	.009351
SUBSIDIES 114	-.002902	-.003074	-.004662	-.004476	-.004654	-.005352	-.004614	-.004631
INDIR.TX+GOV.SER115	.018099	.018597	.034930	.034438	.031057	.029269	.029836	.029497
WAGES + SALARIES116	.538981	.537057	.594443	.593802	.598047	.588583	.579501	.574785
NET-INC.UNINCORP117	.035800	.036577	.067243	.065750	.053179	.058329	.048209	.047817
SURPLUS 118	.139979	.143789	.214129	.213128	.214614	.203188	.229221	.233074
SUB TOT(111-118)119	.757415	.760880	.919466	.915793	.904601	.885784	.892752	.891255

TABLE 16 IMPACT TABLE WITH IMPORT LEAKAGES - AGGREGATION L (SEE CHAPTER 4)

COMMODITY(COLUMNS) FURNITURE. FURNITURE PULP. PAPER. STICK

TABLE 16 IMPACT TABLE WITH IMPORT LEAKAGES - AGGREGATION L (SEE CHAPTER 4)

COMMODITY (COLUMNS)	FURNITURE, HOUSEHOLD	FURNITURE, NES	PULP	PAPER STOCK	AD PAPER PRODUCTS	PAPER BLDG. PRODUCTS	PAPER CARTONS	CONVERTED PAPER PROD.
INDUSTRY (ROWS)	81	82	83	84	85	86	87	88
NET EXPORTS	1.1	1.2	338.9	767.1	7.9	.1	1.3	2.9
RE-EXPORTS	.0	.1	.0	.1	.2	.0	.2	.3
IMPORTS	-19.6	-15.5	-10.4	-30.2	-24.4	-1.7	-10.9	-30.6
INVENTORY CHANGE	3.3	3.7	-.1	2.4	.1	2.5	2.7	1.6
OTH. FINAL DEMAND	189.9	168.4	.0	29.7	1.8	.0	10.5	61.0
IMPORT COEF.	.092929	.081043	.166455	.065623	.321219	.035015	.031834	.141205
RE-EXPORT COEF.	.040395	.090308	.000118	.000096	.021042	.026316	.135302	.091023
AGRICULTURE 1	.011098	.009775	.026045	.025878	.026294	.008539	.014677	.015089
FORESTRY 2	.037904	.027102	.232392	.230288	.208630	.023108	.093811	.076444
FISHING,HUNTING 3	.000205	.000201	.000340	.000339	.000348	.000200	.000274	.000326
IRON MINES 4	.001292	.003415	.000520	.000520	.000515	.001004	.000511	.000598
BASE METAL MINES 5	.004392	.006599	.002263	.002338	.002456	.004999	.002558	.006388
URANIUM MINES 6	.000422	.000626	.000222	.000229	.000242	.000360	.000253	.000638
OTHER METAL MINES 7	.000316	.000257	.000126	.000131	.000147	.000106	.000231	.000562
COAL MINES 8	.001334	.002049	.004618	.004584	.003906	.001583	.002328	.002056
PETROLEUM,NAT.GAS 9	.004057	.004291	.012437	.012394	.011470	.050130	.008343	.009571
ASBESTOS MINES 10	.000125	.000117	.000076	.000079	.000149	.007408	.000081	.000239
AO NON-METAL MINE11	.000951	.001029	.003685	.003667	.003351	.012367	.002053	.002227
MEAT PROCESSORS 12	.002630	.002126	.001735	.001743	.002274	.001889	.002072	.002333
POULTRY PROCESSOR13	.000199	.000181	.000172	.000173	.000196	.000184	.000171	.000229
DAIRY FACTORIES 14	.001476	.001363	.001233	.001244	.001462	.001396	.001320	.002368
PROCESS CHEESE 15	.000125	.000113	.000117	.000117	.000141	.000107	.000108	.000135
FISH PROD. IND. 16	.000203	.000180	.000210	.000210	.000235	.000179	.000183	.000224
FRUIT&VEG.CANNERS17	.000507	.000466	.000488	.000490	.000615	.000499	.000460	.000628
FEED MILLS 18	.001408	.001218	.004008	.003979	.003877	.001056	.002070	.001995
FLOUR MILLS 19	.000414	.000376	.000726	.000723	.001122	.000419	.000484	.000615
BREAKFAST CEREAL 20	.000046	.000043	.000063	.000063	.000080	.000048	.000048	.000064
BISCUIT MFG. 21	.000125	.000116	.000101	.000102	.000120	.000124	.000145	.001039
BAKERIES 22	.000645	.000595	.000522	.000525	.000577	.000615	.000544	.000764
CONFECTIONERY MFG23	.000084	.000076	.000108	.000108	.000165	.000090	.000354	.000141
SUGAR REFINERIES 24	.000240	.000220	.000279	.000279	.000456	.000246	.000253	.000356
VEG. OIL MILLS 25	.000889	.000761	.000631	.000638	.000749	.001382	.000536	.000624
MISC. FOOD IND. 26	.000988	.000861	.003026	.003011	.011156	.001710	.001707	.001942
SOFT DRINKS MFG. 27	.000426	.000397	.000319	.000321	.000366	.000418	.000347	.000522
DISTILLERIES 28	.000751	.000652	.000158	.000160	.000221	.000342	.000223	.000365
BREWERY & WINERY 29	.000874	.000792	.000476	.000487	.019657	.001856	.000673	.001457
LEAF TOBACCO PROC30	.000015	.000013	.000014	.000014	.000016	.000011	.000012	.000014
TOBACCO PROD.MFG.31	.000023	.000021	.000015	.000015	.000016	.000015	.000016	.000018
RUBBER FOOTWEAR 32	.000240	.000142	.000021	.000021	.000026	.000023	.000054	.000032
TIRE & TUBE MFG. 33	.004265	.003167	.003331	.003328	.003375	.002837	.003309	.003127
OTH. RUBBER IND. 34	.017312	.013228	.001009	.001019	.001175	.001483	.002034	.001431
LEATHER TANNERIES35	.001958	.001115	.000043	.000047	.001152	.000111	.000087	.000169
SHOE FACTORIES 36	.000031	.000029	.000037	.000037	.000037	.000027	.000032	.000034
GLOVE & LUGGAGE 37	.005153	.000344	.000161	.000192	.010424	.000755	.000299	.000492
COTTON YARN&CLOTH38	.013968	.015375	.001211	.001273	.001604	.004096	.003725	.003794
WOOL YARN & CLOTH39	.002669	.003144	.005849	.005803	.004906	.000739	.002424	.002050
SYN.TEXTILE MILLS40	.030320	.026558	.001648	.001702	.001849	.002813	.002315	.004277

TABLE 16 IMPACT TABLE WITH IMPORT LEAKAGES - AGGREGATION L (SEE CHAPTER 4)

COMMODITY (COLUMNS)	FURNITURE, HOUSEHOLD	FURNITURE, NES	PULP	PAPER STOCK	AG PAPER PRODUCTS	PAPER BLDG. PRODUCTS	PAPER CARTONS	CONVERTED PAPER PROD.
INDUSTRY (ROWS)	81	82	83	84	85	86	87	88
CARPET, MAT, RUG 41	.000050	.000074	.000026	.000026	.000027	.000035	.000029	.000030
LINOL. & COATED FAB 42	.010790	.007955	.000215	.000641	.000483	.072488	.001566	.003466
TEXTILE BAG & CANVAS 43	.002132	.001309	.000446	.000446	.000497	.000498	.008250	.001170
OTH. TEXTILE IND. 44	.008882	.016992	.001348	.001680	.001640	.006047	.004288	.005561
HOSIERY MILLS 45	.000024	.000023	.000014	.000014	.000013	.000008	.000010	.000014
OTHER KNITTING 46	.000860	.000772	.000312	.000316	.000333	.000965	.000194	.000214
CLOTHING IND. 47	.001185	.001205	.000638	.000640	.000669	.000474	.000576	.000618
SAWMILLS 48	.056783	.036598	.026275	.025971	.027506	.004301	.016366	.013848
VENEER & PLYWOOD 49	.023858	.015562	.002018	.002019	.053290	.003490	.001876	.002212
SASH & DOOR & PLANING 50	.008556	.033520	.000938	.000936	.001066	.000626	.000871	.000899
OTHER WOOD IND. 51	.009869	.009150	.001550	.001555	.002000	.001365	.005500	.001961
HOUSE FURNITURE 52	.889080	.089266	.000295	.000296	.000320	.000203	.000378	.000360
OTH. FURNITURE IND 53	.098327	.709893	.000243	.000244	.000253	.000178	.000873	.000241
PULP & PAPER MILLS 54	.018964	.015300	1.042823	1.033439	.846992	.090165	.404382	.327389
ASPHALT ROOFING 55	.000509	.000402	.000347	.000447	.007800	.794963	.000508	.000681
PAPER BOX & BAG MFG 56	.016771	.013788	.005231	.008576	.106728	.018743	.954632	.107047
AD PAPER CONVERT. 57	.004141	.004130	.002356	.009884	.046847	.014945	.067038	.739710
PRINT-PUBLISHING 58	.016342	.016619	.007690	.009203	.012292	.015561	.032779	.090509
IRON & STEEL MILLS 59	.024738	.067217	.006151	.006175	.006568	.017102	.007868	.009516
STEEL PIPE & TUBE 60	.010264	.013833	.000772	.000772	.000779	.000857	.000776	.000936
IRON FOUNDRIES 61	.001145	.003051	.000483	.000484	.000488	.000544	.000455	.000590
SMELTING & REFINING 62	.011254	.016874	.005139	.005350	.005727	.009495	.006259	.016814
ALUM. ROLL. CAST. 63	.002505	.005338	.000489	.000833	.001629	.001366	.003164	.017036
COPPER ROLL. CAST 64	.001485	.002251	.000566	.000576	.000638	.000577	.000774	.001658
METAL ROLL. CAST. 65	.000810	.001477	.000332	.000348	.000422	.000626	.000701	.001419
BOILER & PLATEWORKS 66	.000488	.000818	.000340	.000340	.000346	.000375	.000323	.000393
FABR. STRUCT. METAL 67	.001759	.002847	.001148	.001157	.001200	.001107	.001120	.002106
ORN. & ARCH. METAL 68	.002934	.010957	.000549	.000550	.000568	.000583	.000519	.000678
METAL STAMPING 69	.008181	.087984	.002195	.002215	.003185	.011292	.007925	.007205
WIRE & PROD. MFG. 70	.031185	.038793	.010842	.010773	.009677	.003631	.006526	.005606
HARDWARE & CUTLERY 71	.010053	.009064	.001635	.001633	.001721	.001387	.001730	.001431
OTHER METAL IND 72	.005470	.010904	.002494	.002481	.002619	.002275	.002424	.003823
AD MACHINERY MFG. 73	.003743	.005019	.004995	.004983	.004882	.003723	.003994	.004200
REFRIG. & STORE MCH 74	.001689	.009492	.001129	.001129	.001119	.001434	.001011	.001159
AIRCRAFT & PARTS 75	.000785	.000991	.000645	.000647	.000684	.000749	.000681	.000786
MOTOR VEH. MFG. 76	.001059	.001134	.000802	.000803	.000833	.000729	.000841	.000865
VEHICLE PARTS MFG 77	.003254	.003847	.003003	.002998	.002962	.002253	.002576	.002690
OTH. TRANSP. EQ. IND 78	.002614	.002009	.000775	.000775	.000794	.000832	.000819	.000823
ELEC. APPLIANCE 79	.000796	.009251	.000428	.000428	.000434	.000403	.000402	.000463
COM. EQ. WIRE MFG. 80	.007834	.011251	.002501	.002498	.002471	.002104	.002208	.002397
ELEC. INDUST. EQ. 81	.001584	.003780	.001241	.001240	.001225	.001179	.001066	.001195
OTH. ELEC. PROC. IND 82	.009749	.052902	.002310	.002313	.002385	.002836	.002488	.002483
CEMENT & LIME MFG. 83	.000448	.000493	.001412	.001404	.001261	.001408	.001137	.000803
CONCRETE & GYPSUM 84	.000839	.000777	.001005	.001007	.001018	.001647	.000879	.001230
CLAY, STONE & REFRAC 85	.000477	.000850	.000441	.000445	.000759	.033218	.000365	.000449
GLASS & PROD. MFG. 86	.006202	.004589	.000426	.000436	.005388	.001636	.000582	.001399
OTH. NON-METAL MIN 87	.002221	.002127	.001015	.001013	.001056	.000036	.000812	.000892
PETR. PROD. IND. 88	.010632	.010870	.022875	.022848	.022340	.150031	.018273	.022144
EXPLOSIVES & AMMUN. 89	.000341	.000378	.000864	.000860	.000791	.000943	.000539	.000580
MIXED FERTILIZER 90	.000225	.000217	.000478	.000475	.000476	.000208	.000291	.000298

EXPLOSIVES&AMMUN.89	.010870	.022875	.001538	.020036	.000812	.000892
MIXED FERTILIZER 90	.000341	.000864	.022340	.150631	.018273	.000892
	.000225	.000217	.000860	.000943	.000539	.022144
			.000475	.000791	.000208	.000580
				.000476	.000291	.000298

TABLE 16 IMPACT TABLE WITH IMPORT LEAKAGES - AGGREGATION L (SEE CHAPTER 4)

COMMODITY(COLUMNS)	FURNITURE, HOUSEHOLD	FURNITURE, NES	PULP	PAPER STOCK	AD PAPER PRODUCTS	PAPER BLDG. PRODUCTS	PAPER CARTONS	CONVERTED PAPER PRUD.
INDUSTRY(ROWS)	81	82	83	84	85	86	87	88
PLASTIC RESIN MFG91	.004225	.003984	.001391	.001496	.003714	.018008	.008601	.009131
PHARMACEUTICAL 92	.000543	.000458	.000689	.000688	.000704	.000536	.000573	.000607
PAINT & VARNISH 93	.014755	.011831	.002908	.002925	.003205	.003451	.002888	.004716
SOAPS & CLEANERS 94	.001543	.001328	.001935	.001934	.002171	.001901	.001662	.001784
TOILET PREP.MFG. 95	.000180	.000163	.000179	.000180	.000191	.000170	.000186	.000549
OTH.CHEMICALS IND96	.019316	.015454	.028128	.028230	.028392	.050109	.034080	.033005
MISC. MFG.IND. 97	.032156	.024551	.004058	.004579	.007467	.005744	.020204	.057075
CONSTRUCTION 98	.014319	.013785	.022336	.022293	.021934	.024360	.018749	.019718
WH.&RETAIL TRADE 99	.087135	.087575	.054399	.054230	.058292	.054226	.064332	.076753
TRANSP.& STORAGE100	.051339	.047551	.063027	.063047	.064448	.074931	.073297	.064270
COMMUNICATIONS 101	.016056	.015711	.009026	.009192	.010972	.016036	.015120	.023716
UTILITIES 102	.017862	.018747	.058782	.058417	.051633	.026239	.032737	.031126
FIN.INSUR.RL.ESI103	.036546	.039126	.040549	.040577	.041316	.041790	.039808	.046039
HEALTH&EDUCATION104	.000000	.000000	.000000	.000000	.000000	.000000	.000000	.000000
BUSINESS SERVICE105	.010665	.009469	.007372	.007408	.008258	.009239	.008030	.010877
HOTEL,RESTAURANT106	.013302	.012670	.005562	.005684	.007712	.012868	.008565	.016175
OTHER SERVICES 107	.012381	.013391	.018412	.018411	.018344	.012333	.016115	.018876
OFFICE SUPPLIES 108	.007165	.007147	.004693	.004728	.005246	.006418	.006897	.007824
ADVTG.AND TRAVEL109	.041848	.039913	.016924	.017319	.023868	.040632	.026567	.051326
OPERATING SUPPL.110	.052764	.046406	.084812	.084587	.082580	.056590	.067328	.069375
NON-COMP.IMPORTS111	.004431	.004508	.001215	.001232	.002446	.001863	.001657	.001842
BAL.PAYMENT ADJ.112	.000000	.000000	.000000	.000000	.000000	.000000	.000000	.000000
COMMODITY TAXES 113	.007284	.007600	.008379	.008389	.008668	.007795	.008118	.009884
SUBSIDIES 114	-.003819	-.003859	-.004268	-.004268	-.004305	-.004143	-.004381	-.004762
INDIR.TX+GOV.SER115	.023475	.025601	.033843	.033871	.033557	.027877	.031144	.038391
WAGES + SALARIES116	.572530	.550244	.456919	.457735	.474192	.404253	.521417	.516373
NET-INC.UNINCORP117	.052415	.035811	.035303	.035219	.035853	.023875	.029457	.033302
SURPLUS 118	.188612	.221920	.377580	.376144	.349270	.340020	.277817	.271144
SUB TOT(111-118)119	.844928	.841825	.908972	.908321	.899681	.801540	.865231	.866173

TABLE 16 IMPACT TABLE WITH IMPORT LEAKAGES - AGGREGATION L (SEE CHAPTER 4)

COMMODITY (COLUMNS)	PRINTED MATTER 89	PRINTING & PUBLISHING 90	PIG IRON, STEEL 91	BARS & RODS STEEL 92	PLATE, SHEET STRIP, STEEL 93	STRUCTURAL SHAPES, RAILS 94	STEEL CASTINGS 95	CARBON PRODUCTS 96
NET EXPORTS	5.6	10.5	55.6	11.5	34.1	9.5	.8	1.2
RE-EXPORTS	1.4	1.0	.3	.1	.4	.1	.0	.0
IMPORTS	-119.8	-24.9	-11.2	-25.1	-29.9	-40.8	-4.8	-10.5
INVENTORY CHANGE	6.5	-.2	1.4	1.9	1.7	-1.2	.1	.3
OTH. FINAL DEMAND	294.4	4.3	.0	.0	.0	.0	.0	.0
IMPORT COEF.	.185645	.069627	.150572	.123914	.078997	.382116	.130448	.293897
RE-EXPORT COEF.	.202888	.085039	.005738	.007752	.011723	.011034	.051429	.021293
AGRICULTURE 1	.009351	.009167	.005611	.005721	.005721	.005752	.005785	.005424
FORESTRY 2	.044309	.043313	.002656	.002790	.002693	.002757	.002764	.003263
FISHING, HUNTING 3	.000224	.000222	.000174	.000177	.000176	.000177	.000179	.000180
IRON MINES 4	.000242	.000249	.049468	.046025	.052004	.049060	.048114	.031590
BASE METAL MINES 5	.001931	.001946	.054109	.032955	.033887	.033394	.032686	.119903
URANIUM MINES 6	.000191	.000192	.004986	.002919	.002962	.002937	.002873	.011767
OTHER METAL MINES 7	.000079	.000077	.000183	.000175	.000169	.000170	.000172	.000229
COAL MINES 8	.001151	.001149	.020102	.018615	.020938	.019808	.019498	.014111
PETROLEUM, NAT. GAS 9	.004510	.004450	.009934	.009093	.009787	.009461	.009591	.013462
ASBESTOS MINES 10	.000053	.000049	.000372	.000098	.000099	.000101	.000103	.000216
AD NON-METAL MINE 11	.001094	.001128	.004719	.004158	.004566	.004424	.004597	.005999
MEAT PROCESSORS 12	.001729	.001716	.001535	.001568	.001566	.001576	.001590	.001533
POULTRY PROCESSOR 13	.000183	.000182	.000179	.000182	.000183	.000184	.000184	.000160
DAIRY FACTORIES 14	.001425	.001397	.001231	.001260	.001256	.001267	.001273	.001153
PROCESS CHEESE 15	.000100	.000099	.000100	.000102	.000103	.000103	.000103	.000090
FISH PROD. IND. 16	.000159	.000158	.000155	.000157	.000158	.000159	.000162	.000171
FRUIT & VEG. CANNERS 17	.000512	.000508	.000442	.000452	.000451	.000455	.000455	.000400
FEED MILLS 18	.001209	.001184	.000651	.000662	.000665	.000667	.000671	.000632
FLOUR MILLS 19	.000386	.000382	.000282	.000285	.000285	.000287	.000294	.000333
BREAKFAST CEREAL 20	.000052	.000051	.000034	.000035	.000034	.000035	.000035	.000033
BISCUIT MFG. 21	.000134	.000132	.000099	.000103	.000101	.000103	.000103	.000092
BAKERIES 22	.000642	.000639	.000548	.000562	.000559	.000564	.000565	.000494
CONFECTIONERY MFG 23	.000195	.000074	.000059	.000061	.000060	.000061	.000062	.000060
SUGAR REFINERIES 24	.000252	.000243	.000195	.000200	.000199	.000201	.000202	.000191
VEG. OIL MILLS 25	.000305	.000311	.000713	.000707	.000738	.000723	.000755	.000934
MISC. FOOD IND. 26	.001168	.001149	.000659	.000672	.000669	.000675	.000695	.000809
SOFT DRINKS MFG. 27	.000457	.000456	.000322	.000334	.000328	.000334	.000335	.000302
DISTILLERIES 28	.000311	.000312	.000113	.000125	.000112	.000121	.000132	.000229
BREWERY & WINERY 29	.000965	.000951	.000290	.000332	.000289	.000319	.000327	.000371
LEAF TOBACCO PROD 30	.000009	.000009	.000010	.000010	.000011	.000011	.000011	.000011
TOBACCO PROD. MFG. 31	.000011	.000011	.000018	.000018	.000018	.000018	.000019	.000015
RUBBER FOOTWEAR 32	.000017	.000017	.000023	.000026	.000023	.000025	.000026	.000032
TIRE & TUBE MFG. 33	.002033	.002010	.003623	.003609	.003725	.003730	.003768	.003096
OTH. RUBBER IND. 34	.001702	.003054	.001073	.001297	.001107	.001243	.001317	.001919
LEATHER TANNERIES 35	.000040	.000038	.000034	.000036	.000034	.000040	.000036	.000037
SHOE FACTORIES 36	.000026	.000025	.000039	.000038	.000040	.000039	.000039	.000032
GLOVE & LUGGAGE 37	.000167	.000159	.000077	.000084	.000077	.000081	.000083	.000102
COTTON YARN & CLOTH 38	.001771	.001747	.000878	.000845	.000796	.000828	.000829	.000834
WOOL YARN & CLOTH 39	.001213	.001199	.000120	.000126	.000121	.000128	.000124	.000141
SYN. TEXTILE MILLS 40	.003268	.003259	.000530	.000597	.000518	.000547	.000545	.000656

TABLE 16 IMPACT TABLE WITH IMPORT LEAKAGES - AGGREGATION L (SEE CHAPTER 4)

WOOL YARN & CLOTH39	.001213	.001199	.000878	.000878	.000796	.000829	.000829	.000834
SYN.TEXTILE MILLS40	.003268	.003259	.000120	.000120	.000126	.000128	.000124	.000141
			.000530	.000530	.000597	.000518	.000547	.000545
								.000656

TABLE 16 IMPACT TABLE WITH IMPORT LEAKAGES - AGGREGATION L (SEE CHAPTER 4)

COMMODITY (COLUMNS)	PRINTED MATTER 89	PRINTING & PUBLISHING 90	PIG IRON, STEEL 91	BARS & RODS STEEL 92	PLATE, SHEET STRIP, STEEL 93	STRUCTURAL SHAPES, RAILS 94	STEEL CASTINGS 95	CARBON PRODUCTS 96
CARPET, MAT, RUG 41	.000016	.000016	.000018	.000018	.000018	.000020	.000018	.000019
LINOL. & COATED FAB 42	.000674	.000664	.000173	.000183	.000173	.000182	.000185	.000215
TXITLE BAG & CANVAS 43	.000227	.000223	.000194	.000204	.000190	.000208	.000208	.000295
OTH. TEXTILE IND. 44	.000923	.000893	.000589	.000657	.000598	.000633	.000615	.000614
HOSIERY MILLS 45	.000007	.000007	.000006	.000006	.000006	.000006	.000006	.000005
OTHER KNITTING 46	.000132	.000132	.000034	.000035	.000034	.000035	.000035	.000034
CLOTHING IND. 47	.000362	.000360	.000418	.000421	.000428	.000427	.000426	.000362
SAWMILLS 48	.005554	.005315	.001391	.001498	.001402	.001506	.001490	.001611
VENEER & PLYWOOD 49	.000586	.000540	.000389	.000389	.000392	.000403	.000389	.000491
SASH & DOOR & PLANING 50	.000414	.000401	.000461	.000475	.000460	.000464	.000464	.000495
OTHER WOOD IND. 51	.000774	.000760	.002038	.002075	.002146	.002098	.002088	.003010
HOUSE FURNITURE 52	.000149	.000143	.000173	.000198	.000209	.000190	.000184	.001450
OTH. FURNITURE IND 53	.000141	.000139	.000150	.000192	.000158	.000181	.000168	.000313
PULP & PAPER MILLS 54	.195072	.190917	.004972	.005457	.005010	.005164	.005258	.007160
ASPHALT ROOFING 55	.000192	.000182	.000241	.000208	.000210	.000209	.000220	.015333
PAPER BOX & BAG MFG 56	.012198	.005199	.002115	.002777	.002025	.002307	.002447	.004593
AO PAPER CONVERT. 57	.024334	.005029	.001111	.001208	.001110	.001152	.001174	.001361
PRINT-PUBLISHING 58	1.063932	1.085773	.006651	.007492	.006654	.007205	.007359	.007688
IRON & STEEL MILLS 59	.003292	.003428	.988678	.920006	1.039766	.980784	.961747	.629135
STEEL PIPE & TUBE 60	.000472	.000476	.001041	.001843	.016509	.001691	.001729	.000920
IRON FOUNDRIES 61	.000302	.000312	.007106	.006955	.007268	.007310	.007724	.005153
SMELTING & REFINING 62	.004739	.004773	.137405	.080168	.081352	.080662	.078868	.325176
ALUM. ROLL. CAST. 63	.000932	.000913	.001262	.003254	.001259	.001739	.001894	.001990
COPPER ROLL. CAST 64	.000582	.000573	.000906	.003411	.000786	.001764	.002038	.001622
METAL ROLL. CAST. 65	.002894	.002936	.002111	.002212	.001939	.002143	.002240	.002817
BOILER & PLATEWORKS 66	.000231	.000235	.000595	.000892	.000578	.000910	.001034	.000505
FABR. STRUCT. METAL 67	.000758	.000748	.002390	.034757	.002386	.003511	.003696	.001999
ORN. & ARCH. METAL 68	.000401	.000437	.000760	.010880	.000744	.000974	.000995	.000767
METAL STAMPING 69	.001600	.002024	.002857	.005181	.008608	.003797	.005125	.004708
WIRE & PROD. MFG. 70	.003522	.003472	.004761	.064247	.004837	.026246	.005343	.003956
HARDWARE & CUTLERY 71	.000973	.000967	.001906	.002971	.001956	.002012	.002033	.001738
OTHER METAL IND 72	.001803	.002012	.012232	.046207	.005809	.048686	.045886	.004766
AO MACHINERY MFG. 73	.003015	.003923	.008623	.008888	.008781	.017431	.044941	.007045
REFRIG. & STORE MCH 74	.001083	.001177	.001471	.001581	.001486	.001600	.001639	.001353
AIRCRAFT & PARTS 75	.001441	.000605	.000833	.000891	.000815	.000887	.000933	.000927
MOTOR VEH. MFG. 76	.000550	.000544	.001053	.001134	.001076	.002142	.001258	.000896
VEHICLE PARTS MFG 77	.001774	.001758	.004071	.004293	.004168	.005032	.016958	.003406
OTH. TRANSP. EQ. IND 78	.000594	.000591	.001475	.001256	.001156	.010834	.001294	.001070
ELEC. APPLIANCE 79	.000315	.000320	.000688	.000983	.000670	.001016	.001142	.000807
COM. EQ. & WIRE MFG. 80	.001613	.001598	.002721	.025368	.002739	.003361	.003387	.010721
ELEC. INDUST. EQ. 81	.000745	.000755	.001567	.002293	.001569	.002011	.002417	.002938
OTH. ELEC. PROD. IND 82	.001500	.001480	.002824	.003015	.002855	.002982	.003014	.066126
CEMENT & LIME MFG. 83	.000466	.000462	.002224	.001976	.002178	.002129	.002064	.001821
CONCRETE & GYPSUM 84	.000625	.000612	.000871	.000846	.000862	.001130	.000869	.000919
CLAY, STONE & REFRACT 85	.000218	.000217	.008745	.008051	.009022	.008555	.008418	.006810
GLASS & PROD. MFG. 86	.000346	.000328	.000349	.000578	.000353	.000389	.000380	.001026
OTH. NON-METAL MIN 87	.000521	.000520	.009187	.001647	.001673	.001715	.001691	.001532
PETR. PROD. IND. 88	.010192	.010003	.018851	.017880	.019190	.018591	.018864	.025814
EXPLOSIVES & AMMUN. 89	.000265	.000263	.002017	.001663	.001817	.001726	.001726	.002556
MIXED FERTILIZER 90	.000176	.000175	.000552	.000519	.000571	.000546	.000545	.000474

TABLE 16 IMPACT TABLE WITH IMPORT LEAKAGES - AGGREGATION L (SEE CHAPTER 4)

COMMODITY(COLUMNS) INDUSTRY(ROWS)	PRINTED MATTER 89	PRINTING & PUBLISHING 90	PIG IRON, STEEL 91	BARS & ROBS STEEL 92	PLATE,SHEET STRIP,STEEL 93	STRUCTURAL SHAPES,RAILS 94	STEEL CASTINGS 95	CARBON PRODUCTS 96
PLASTIC RESIN MFG91	.001511	.001363	.000870	.001211	.000819	.000899	.000982	.002569
PHARMACEUTICAL 92	.000413	.000413	.000633	.000625	.000647	.000636	.000647	.000685
PAINT &VARNISH 93	.001973	.001936	.003031	.003307	.003150	.003237	.003250	.003042
SOAPS & CLEANERS 94	.001257	.001252	.001957	.001960	.002010	.001981	.001982	.001835
TOILET PREP.MFG. 95	.000191	.000191	.000150	.000152	.000153	.000153	.000155	.000150
OTH.CHEMICALS IND96	.018145	.021446	.011842	.011116	.011190	.011110	.023029	.137769
MISC. MFG.IND. 97	.004767	.004518	.004257	.004741	.004262	.004583	.004783	.004771
CONSTRUCTION 98	.013977	.013843	.016153	.015517	.015848	.015731	.015817	.018091
WH.&RETAIL TRADE 99	.039690	.038043	.062704	.063195	.064272	.064125	.064127	.054100
TRANSP.& STORAGE100	.043527	.042917	.055512	.054139	.056751	.055583	.055533	.052563
COMMUNICATIONS 101	.030318	.030411	.009317	.010191	.009397	.009949	.010150	.009655
UTILITIES 102	.020690	.020595	.043493	.039975	.042575	.041450	.041389	.045263
FIN.INSUR.RL. EST103	.037098	.036810	.019949	.020838	.019952	.020452	.020719	.022637
HEALTH&EDUCATION104	.000000	.000000	.000000	.000000	.000000	.000000	.000000	.000000
BUSINESS SERVICE105	.008967	.008908	.006777	.006743	.006559	.006697	.006743	.007806
HOTEL,RESTAURANT106	.015482	.015451	.004844	.005523	.004822	.005320	.005450	.005783
OTHER SERVICES 107	.024587	.024710	.012897	.013212	.013213	.013274	.013401	.012149
OFFICE SUPPLIES 108	.008954	.008975	.004186	.004592	.004233	.004412	.004470	.004409
ADVTG.AND TRAVEL109	.049538	.049451	.014610	.016821	.014510	.016141	.016563	.017783
OPERATING SUPPL.110	.049525	.049034	.095499	.094089	.098322	.096108	.095268	.076009
NON-COMP.IMPORTS111	.001034	.001065	.000821	.000807	.000794	.000811	.000831	.000910
BAL.PAYMENT ADJ.112	.000000	.000000	.000000	.000000	.000000	.000000	.000000	.000000
COMMODITY TAXES 113	.008620	.008568	.007303	.007541	.007400	.007393	.007375	.006798
SUBSIDIES 114	-.003859	-.003828	-.007623	-.007293	-.007877	-.007609	-.007549	-.006072
INDIR.TX+GOV.SER115	.025224	.024858	.020425	.020375	.020228	.020461	.020618	.022015
WAGES + SALARIES116	.608784	.610194	.438279	.456914	.440141	.449833	.449694	.421884
NET-INC.UNINCORP117	.036305	.036262	.017240	.017985	.017367	.017924	.017973	.017232
SURPLUS 118	.248056	.248185	.324984	.307153	.320774	.312816	.311892	.350520
SUB TOT(111-118)119	.924163	.925304	.801431	.803483	.798828	.801627	.800835	.813287

TABLE 16 IMPACT TABLE WITH IMPORT LEAKAGES - AGGREGATION L (SEE CHAPTER 4)

TABLE 16 IMPACT TABLE WITH IMPORT LEAKAGES - AGGREGATION L (SEE CHAPTER 4)

COMMODITY (COLUMNS) INDUSTRY (ROWS)	PIPES & TUBES, STEEL 97	IRON CASTINGS 98	METALS, PRIMARY FORM 99	ALUMINUM, ROLLED 100	COPPER, ROLLED 101	NON-FERROUS METAL ROLLED 102	PLATE, TANK, BOILER 103	BASIC STEEL PROD. 104
NET EXPORTS	5.0	2.8	823.1	25.6	22.0	4.8	2.3	4.4
RE-EXPORTS	.3	.1	11.0	.1	.1	.0	.3	.3
IMPORTS	-36.6	-24.8	-77.4	-19.7	-6.6	-13.4	-9.3	-23.9
INVENTORY CHANGE	-2.0	-.8	-1.5	2.7	1.4	.5	-1.1	.8
OTH. FINAL DEMAND	.0	.7	-68.7	.0	.0	1.1	8.3	1.4
IMPORT COEF.	.200082	.181715	.120877	.203592	.058333	.271998	.104278	.097146
RE-EXPORT COEF.	.063551	.018149	.013130	.002418	.002810	.009864	.103276	.061853
AGRICULTURE 1	.005241	.006090	.002998	.004861	.004432	.006578	.006416	.005281
FORESTRY 2	.002980	.003075	.001571	.004235	.002615	.002684	.003411	.003263
FISHING, HUNTING 3	.000160	.000171	.000105	.000139	.000140	.000170	.000195	.000195
IRON MINES 4	.026342	.006827	.001563	.001698	.001327	.001680	.010618	.013058
BASE METAL MINES 5	.021323	.037301	.442594	.199873	.247766	.205366	.014611	.014040
URANIUM MINES 6	.001914	.003675	.044435	.020046	.024868	.020386	.001371	.001304
OTHER METAL MINES 7	.000125	.000188	.001188	.000601	.000702	.000489	.000151	.000150
COAL MINES 8	.010832	.004520	.004012	.002540	.002742	.002506	.004900	.005632
PETROLEUM, NAT. GAS 9	.007403	.005936	.012910	.009010	.009135	.009397	.004885	.004771
ASBESTOS MINES 10	.000101	.000122	.000050	.000058	.000054	.000078	.000161	.000091
AO NON-METAL MINE 11	.002649	.004662	.004213	.002421	.002738	.002647	.001858	.001821
MEAT PROCESSORS 12	.001429	.001515	.000745	.001174	.001032	.001427	.001752	.001453
POULTRY PROCESSOR 13	.000166	.000181	.000085	.000133	.000119	.000171	.000204	.000169
DAIRY FACTORIES 14	.001159	.001254	.000599	.000962	.000853	.001219	.001461	.001184
PROCESS CHEESE 15	.000094	.000108	.000048	.000077	.000072	.000111	.000114	.000093
FISH PROD. IND. 16	.000144	.000160	.000083	.000123	.000111	.000162	.000174	.000144
FRUIT & VEG. CANNERS 17	.000415	.000440	.000210	.000340	.000298	.000418	.000516	.000420
FEED MILLS 18	.000612	.000720	.000348	.000568	.000519	.000790	.000756	.000618
FLOUR MILLS 19	.000260	.000394	.000177	.000244	.000220	.000306	.000324	.000263
BREAKFAST CEREAL 20	.000033	.000036	.000017	.000029	.000025	.000034	.000044	.000034
BISCUIT MFG. 21	.000095	.000102	.000049	.000082	.000070	.000097	.000125	.000099
BAKERIES 22	.000517	.000554	.000263	.000428	.000375	.000529	.000653	.000526
CONFECTIONERY MFG 23	.000056	.000064	.000031	.000049	.000044	.000065	.000073	.000059
SUGAR REFINERIES 24	.000183	.000195	.000096	.000155	.000134	.000186	.000231	.000187
VEG. OIL MILLS 25	.000491	.000381	.000197	.000640	.000401	.000815	.000497	.000628
MISC. FOOD IND. 26	.000618	.000693	.000365	.000601	.000483	.000681	.000786	.000643
SOFT DRINKS MFG. 27	.000313	.000337	.000165	.000275	.000234	.000324	.000424	.000329
DISTILLERIES 28	.000128	.000163	.000090	.000158	.000123	.000173	.000231	.000155
BREWERY & WINERY 29	.000351	.000440	.000212	.000516	.000330	.000469	.000679	.000438
LEAF TOBACCO PROD 30	.000010	.000012	.000005	.000008	.000008	.000013	.000012	.000010
TOBACCO PROD. MFG. 31	.000017	.000021	.000009	.000013	.000014	.000023	.000020	.000016
RUBBER FOOTWEAR 32	.000043	.000048	.000011	.000017	.000020	.000025	.000031	.000026
TIRE & TUBE MFG. 33	.003388	.003321	.001541	.002200	.002019	.002716	.003313	.003042
OTH. RUBBER IND. 34	.002775	.003128	.000602	.000925	.001081	.001329	.001869	.001472
LEATHER TANNERIES 35	.000038	.000054	.000027	.000045	.000032	.000043	.000056	.000045
SHOE FACTORIES 36	.000034	.000034	.000017	.000024	.000023	.000030	.000034	.000032
GLOVE & LUGGAGE 37	.000096	.000109	.000051	.000139	.000076	.000101	.000131	.000100
COTTON YARN & CLOTH 38	.000845	.000917	.000544	.000694	.000687	.000839	.000913	.000781
WOOL YARN & CLOTH 39	.000142	.000157	.000089	.000153	.000115	.000149	.000154	.000136
SYN. TEXTILE MILLS 40	.000588	.000641	.000484	.000589	.000602	.000660	.000668	.000607

TABLE 16 IMPACT TABLE WITH IMPORT LEAKAGES - AGGREGATION L (SEE CHAPTER 4)

COMMODITY(COLUMNS) INDUSTRY(ROWS)	PIPES & TUBES,STEEL 97	IRON CASTINGS 98	METALS, PRIMARY FORM 99	ALUMINUM, ROLLED 100	COPPER, ROLLED 101	NON-FERROUS METAL ROLLED 102	PLATE,TANK, BOILER 103	BASIC STEEL PROD. 104
CARPET,MAT,RUG 41	.000021	.000024	.000021	.000025	.000024	.000024	.000021	.000022
LINOL.&COATED FAB42	.000213	.000248	.000121	.000165	.000162	.000183	.000200	.000190
TEXTILE BAG&CANVAS43	.000186	.000234	.000116	.000245	.000162	.000267	.000244	.000226
OTH.TEXTILE IND. 44	.000666	.000682	.000304	.000459	.000439	.000598	.000670	.000613
HOSIERY MILLS 45	.000006	.000007	.000003	.000005	.000005	.000007	.000007	.000006
OTHER KNITTING 46	.000035	.000040	.000021	.000031	.000028	.000038	.000038	.000034
CLOTHING IND. 47	.000388	.000435	.000194	.000288	.000281	.000443	.000413	.000364
SAWMILLS 48	.001633	.002137	.001042	.001835	.001971	.001467	.002427	.001992
VENEER & PLYWOOD 49	.000463	.000416	.000345	.000830	.000564	.000422	.000350	.000332
SASH&DOOR&PLANING50	.000536	.000594	.000487	.000648	.000656	.000578	.000473	.000524
OTHER WOOD IND. 51	.002132	.001033	.000424	.003668	.002786	.001189	.001605	.001790
HOUSE FURNITURE 52	.002215	.000250	.000126	.000188	.000191	.000428	.000331	.000301
OTH.FURNITURE IND53	.000404	.000295	.000106	.000157	.000150	.000221	.000441	.000309
PULP&PAPER MILLS 54	.006244	.006387	.002974	.011109	.004436	.005718	.007435	.008008
ASPHALT ROOFING 55	.000239	.000243	.000317	.000312	.000284	.000285	.000192	.000163
PAPER BOX&BAG MFG56	.002543	.003852	.002096	.005911	.003252	.004851	.004897	.007704
AD PAPER CONVERT.57	.001271	.001392	.000747	.001645	.001135	.001443	.001780	.001626
PRINT-PUBLISHING 58	.007987	.009729	.004864	.009229	.007441	.010171	.015167	.010062
IRON&STEEL MILLS 59	.525896	.134452	.018419	.027509	.018973	.027802	.210611	.259830
STEEL PIPE & TUBE60	.941491	.015986	.001073	.001317	.001241	.001952	.024888	.006422
IRON FOUNDRIES 61	.004567	.704309	.003452	.006012	.007619	.003571	.008333	.004379
SMELTING&REFINING62	.052388	.101211	1.229688	.554509	.687975	.563841	.037117	.035304
ALUM.ROLL.CAST. 63	.001435	.004582	.010199	.954527	.018054	.009066	.007038	.009328
COPPER ROLL. CAST64	.001613	.009446	.001381	.023487	.924641	.052629	.004397	.003534
METAL ROLL. CAST.65	.001594	.007921	.025674	.035339	.027900	.710468	.005220	.002326
BOILER&PLATEWORKS66	.020476	.005209	.000493	.000747	.000609	.001847	.564182	.014267
FABR.STRUCT.METAL67	.005985	.020103	.003950	.004898	.003250	.006658	.171483	.812147
ORN.&ARCH.METAL 68	.001125	.002236	.002396	.001729	.001744	.001944	.005739	.066542
METAL STAMPING 69	.007103	.009449	.005461	.019480	.006981	.018436	.156466	.059455
WIRE & PROD. MFG.70	.005547	.008372	.001915	.002932	.008258	.013018	.012124	.021987
HARDWARE&CUTLERY 71	.001771	.002396	.000896	.001638	.001124	.001722	.003177	.003836
OTHER METAL IND 72	.042802	.159454	.004648	.025269	.021124	.068153	.108417	.055219
AO MACHINERY MFG.73	.010976	.028846	.005941	.005360	.005446	.024065	.088499	.030467
REFRIG.&STORE MCH74	.001427	.001937	.001518	.004100	.001576	.002131	.002340	.004284
AIRCRAFT & PARTS 75	.001571	.001224	.001698	.001404	.001324	.001774	.001993	.001253
MOTOR VEH. MFG. 76	.001062	.001882	.000631	.000853	.000806	.001636	.001880	.003757
VEHICLE PARTS MFG77	.009909	.079050	.002698	.004294	.002664	.003549	.005826	.015487
OTH.TRANSP.EQ.IND78	.001216	.013654	.001359	.001300	.003795	.001888	.018857	.006402
ELEC. APPLIANCE 79	.000923	.008460	.000583	.000973	.000704	.001626	.008507	.004505
COM.EQ.&WIRE MFG.80	.002893	.005022	.002619	.002821	.044146	.006077	.007433	.007488
ELEC. INDUST. EQ.81	.001810	.003304	.001008	.001340	.001877	.002910	.008106	.006581
OTH.ELEC.PROD.IND82	.002602	.003324	.002437	.002384	.002648	.015028	.004963	.006846
CEMENT&LIME MFG. 83	.001338	.000883	.001317	.000911	.000975	.000896	.000771	.001291
CONCRETE&GYPSUM 84	.000960	.001068	.000964	.001062	.001044	.001007	.000930	.003798
CLAY,STONE&REFRAC85	.004908	.002798	.002908	.001663	.001979	.001828	.002702	.002552
GLASS&PROD. MFG. 86	.000369	.000524	.000320	.000432	.000515	.000587	.000702	.001384
OTH.NON-METAL MIN87	.001790	.002413	.000637	.000833	.000781	.001270	.002943	.001269
PETR. PROD. IND. 88	.015421	.013338	.011475	.013490	.011060	.014612	.010833	.010446
EXPLOSIVES&AMMUN. 89	.001041	.000877	.005698	.002740	.003275	.002787	.000594	.000623
MIXED FERTILIZER 90	.000337	.000196	.000167	.000162	.000153	.000197	.000223	.000222

TABLE 16 IMPACT TABLE WITH IMPORT LEAKAGES - AGGREGATION L (SEE CHAPTER 4)

MIXED FERTILIZER 90 .000337 .000877 .005698 .002740 .000162 .003275 .000594 .002787 .000594 .000623 .000223 .000227

TABLE 16 IMPACT TABLE WITH IMPORT LEAKAGES - AGGREGATION L (SEE CHAPTER 4)

COMMODITY (COLUMNS)	PIPES & TUBES, STEEL 97	IRON CASTINGS 98	METALS, PRIMARY FORM 99	ALUMINUM, ROLLED 100	COPPER, ROLLED 101	NON-FERROUS METAL 102	PLATE, TANK, BOILER 103	BASIC STEEL PROD. 104
INDUSTRY (ROWS)								
PLASTIC RESIN MFG 91	.000839	.001381	.000812	.002362	.001610	.001311	.001683	.001425
PHARMACEUTICAL 92	.000545	.000550	.000304	.000414	.000380	.000507	.000546	.000509
PAINT & VARNISH 93	.003496	.004079	.001428	.002143	.002172	.002777	.005656	.005085
SOAPS & CLEANERS 94	.001680	.001628	.000833	.001176	.001088	.001379	.001673	.001597
TOILET PREP. MFG. 95	.000138	.000151	.000076	.000127	.000117	.000134	.000173	.000143
OTH. CHEMICALS IND 96	.008876	.011880	.014726	.016088	.011731	.016269	.009598	.008561
MISC. MFG. IND. 97	.004251	.007834	.007224	.009637	.005987	.007571	.007878	.008518
CONSTRUCTION 98	.020168	.021958	.022887	.025683	.025230	.022478	.013344	.012376
WH. & RETAIL TRADE 99	.057854	.074338	.030665	.048033	.048826	.092086	.067409	.056008
TRANSP. & STORAGE 100	.066892	.057010	.037108	.063254	.042311	.069929	.043337	.037647
COMMUNICATIONS 101	.011530	.012700	.006503	.011427	.008882	.012768	.016501	.013036
UTILITIES 102	.034310	.043846	.050262	.040428	.041682	.034854	.021797	.021456
FIN. INSUR. RL. EST 103	.025449	.031060	.018546	.032071	.022257	.025372	.029338	.020848
HEALTH & EDUCATION 104	.000000	.000000	.000000	.000000	.000000	.000000	.000000	.000000
BUSINESS SERVICE 105	.006913	.006383	.010294	.012758	.009846	.008796	.007736	.006513
HOTEL, RESTAURANT 106	.005891	.007337	.003494	.007038	.005441	.007848	.011283	.007240
OTHER SERVICES 107	.012360	.012905	.006768	.012885	.011850	.010372	.016978	.013402
OFFICE SUPPLIES 108	.004929	.005701	.003143	.005163	.004671	.005692	.009325	.006324
ADVTG. AND TRAVEL 109	.018001	.022570	.010716	.021849	.016784	.024023	.035572	.022627
OPERATING SUPPL. 110	.080866	.075150	.036920	.050834	.047821	.061737	.075043	.074155
NON-COMP. IMPORTS 111	.000822	.000891	.000427	.000621	.000566	.000766	.000891	.000751
BAL. PAYMENT ADJ. 112	.000000	.000000	.000000	.000000	.000000	.000000	.000000	.000000
COMMODITY TAXES 113	.007094	.007595	.005208	.007361	.005881	.007826	.008766	.011994
SUBSIDIES 114	-.005823	-.004327	-.002833	-.003692	-.003005	-.004405	-.004185	-.003850
INDIR. TX + GOV. SER 115	.023729	.024202	.023578	.028692	.023062	.024366	.021892	.018658
WAGES + SALARIES 116	.430238	.566327	.376976	.491404	.431207	.454589	.563669	.551616
NET-INC. UNINCORP 117	.018024	.023808	.013371	.020426	.018204	.025455	.022624	.017679
SURPLUS 118	.344171	.243962	.427630	.269896	.330227	.327570	.208524	.203513
SUB TOT (111-118) 119	.818255	.862457	.844357	.814709	.806142	.836167	.822181	.800360

TABLE 16 IMPACT TABLE WITH IMPORT LEAKAGES - AGGREGATION L (SEE CHAPTER 4)

COMMODITY (COLUMNS)	ARCH. METAL PROD. 105	METAL CONTAINERS 106	BASIC METAL PROD. 107	METAL HOUSEWARE 108	WIRE & WIRE PROD. 109	HARDWARE NES 110	TOOLS & CUTTING EQ. 111	HEATING EQ. 112
NET EXPORTS	.5	1.1	1.9	.3	5.4	.7	8.3	1.8
RE-EXPORTS	.0	.9	.1	.0	.9	.1	1.5	.2
IMPORTS	-3.9	-16.2	-35.8	-9.9	-60.4	-26.1	-48.1	-11.3
INVENTORY CHANGE	.9	1.7	1.3	.6	1.1	.6	.3	-.7
OTH. FINAL DEMAND	.0	8.5	.7	29.9	19.1	1.2	49.5	7.0
IMPORT COEF.	.033768	.086415	.218702	.294042	.214718	.363321	.435470	.109235
RE-EXPORT COEF.	.040307	.452821	.037609	.115854	.144453	.162471	.154677	.116373
AGRICULTURE 1	.007752	.006368	.005895	.005746	.005248	.008250	.008564	.006712
FORESTRY 2	.006261	.003925	.004059	.005612	.003662	.006460	.005586	.003939
FISHING, HUNTING 3	.000227	.000189	.000169	.000171	.000158	.000288	.000292	.000196
IRON MINES 4	.006645	.014705	.013503	.013313	.012077	.004914	.004438	.006778
BASE METAL MINES 5	.027364	.020406	.026283	.021188	.027799	.013302	.012898	.023994
URANIUM MINES 6	.002689	.001914	.002516	.002005	.002686	.001285	.001247	.002346
OTHER METAL MINES 7	.000244	.000143	.000166	.000156	.000221	.000206	.000459	.000201
COAL MINES 8	.003169	.006377	.006003	.005855	.005488	.002632	.002478	.003490
PETROLEUM, NAT. GAS 9	.005114	.005677	.005719	.005599	.005377	.004470	.004366	.004964
ASBESTOS MINES 10	.000095	.000144	.000135	.000138	.000081	.000222	.000231	.000124
AO NON-METAL MINE 11	.001461	.001876	.001872	.001827	.001684	.001356	.001308	.002051
MEAT PROCESSORS 12	.002166	.001467	.001425	.001462	.001400	.002363	.002389	.001909
POULTRY PROCESSOR 13	.000240	.000154	.000160	.000162	.000158	.000260	.000261	.000213
DAIRY FACTORIES 14	.001766	.001087	.001140	.001161	.001126	.001930	.001935	.001556
PROCESS CHEESE 15	.000134	.000087	.000090	.000092	.000090	.000138	.000138	.000117
FISH PROD. IND. 16	.000199	.000183	.000146	.000148	.000142	.000210	.000216	.000178
FRUIT & VEG. CANNERS 17	.000625	.000381	.000398	.000407	.000400	.000685	.000685	.000550
FEED MILLS 18	.000884	.004067	.000805	.000807	.000614	.000926	.000948	.000762
FLOUR MILLS 19	.000389	.000403	.000272	.000276	.000258	.000419	.000423	.000344
BREAKFAST CEREAL 20	.000056	.000033	.000033	.000034	.000033	.000061	.000062	.000049
BISCUIT MFG. 21	.000157	.000088	.000095	.000098	.000095	.000172	.000173	.000138
BAKERIES 22	.000803	.000471	.000499	.000512	.000503	.000876	.000877	.000703
CONFECTIONERY MFG 23	.000086	.000059	.000059	.000061	.000057	.000091	.000091	.000077
SUGAR REFINERIES 24	.000282	.000209	.000182	.000186	.000180	.000310	.000313	.000248
VEG. OIL MILLS 25	.000437	.000855	.000675	.000701	.000461	.000404	.000395	.000580
MISC. FOOD IND. 26	.000914	.000719	.000658	.000679	.000622	.000996	.001000	.000828
SOFT DRINKS MFG. 27	.000550	.000290	.000313	.000324	.000315	.000602	.000603	.000477
DISTILLERIES 28	.000351	.000166	.000169	.000180	.000163	.000374	.000374	.000295
BREWERY & WINERY 29	.001067	.000383	.000448	.000479	.000436	.001130	.001133	.000880
LEAF TOBACCO PROC 30	.000013	.000013	.000010	.000010	.000009	.000013	.000013	.000011
TOBACCO PROD. MFG. 31	.000020	.000015	.000016	.000016	.000015	.000019	.000019	.000018
RUBBER FOOTWEAR 32	.000044	.000024	.000029	.000031	.000027	.000036	.000037	.000056
TIRE & TUBE MFG. 33	.002938	.002747	.002815	.002785	.002789	.003363	.003444	.003128
OTH. RUBBER IND. 34	.002527	.001359	.001806	.001844	.001785	.002105	.002191	.003734
LEATHER TANNERIES 35	.000076	.000043	.000049	.000059	.000056	.000081	.000124	.000069
SHOE FACTORIES 36	.000032	.000031	.000031	.000031	.000030	.000037	.000037	.000031
GLOVE & LUGGAGE 37	.000190	.000112	.000120	.000128	.000104	.000196	.000220	.000163
COTTON YARN & CLOTH 38	.001030	.000822	.000894	.001832	.001259	.001281	.001341	.001279
WOOL YARN & CLOTH 39	.000189	.000149	.000167	.000308	.000185	.000246	.000228	.000216
SYN. TEXTILE MILLS 40	.001172	.000711	.000828	.001618	.001253	.001146	.001128	.005984

TABLE 16 IMPACT TABLE WITH IMPORT LEAKAGES - AGGREGATION L (SEE CHAPTER 4)

COMMODITY (COLUMNS)	ARCH. METAL PROD. 105	METAL CONTAINERS 106	BASIC METAL PROD. 107	METAL HOUSEWARE 108	WIRE & WIRE PROD. 109	HARDWARE NES 110	TOOLS & CUTTING EQ. 111	HEATING EQ. 112
CARPET, MAT, RUG 41	.000020	.000043	.000039	.000052	.000019	.000021	.000021	.000023
LINOL. & COATED FAB 42	.000317	.000192	.000245	.000374	.000270	.000374	.000369	.000294
TEXTILE BAG & CANVAS 43	.000223	.000307	.000260	.000326	.000750	.000302	.000303	.000326
OTH. TEXTILE IND. 44	.000893	.000643	.000694	.011980	.001936	.000998	.001278	.001006
HOSIERY MILLS 45	.000007	.000005	.000006	.000007	.000006	.000007	.000007	.000008
OTHER KNITTING 46	.000049	.000034	.000039	.000076	.000047	.000058	.000066	.000051
CLOTHING IND. 47	.000434	.000342	.000382	.000457	.000374	.000479	.000511	.000463
SAWMILLS 48	.007438	.002406	.002696	.005225	.002050	.003805	.003245	.002383
VENEER & PLYWOOD 49	.000702	.000445	.000495	.000543	.000500	.000727	.000601	.000438
SASH & DOOR & PLANING 50	.002850	.000500	.000625	.000669	.000534	.000946	.000549	.000554
OTHER WOOD IND. 51	.002238	.004415	.004029	.008975	.004630	.011986	.006673	.002132
HOUSE FURNITURE 52	.001114	.000301	.000329	.001145	.001071	.003292	.003219	.000737
OTH. FURNITURE IND 53	.003368	.000733	.002442	.000976	.000509	.006513	.000549	.001504
PULP & PAPER MILLS 54	.009868	.008744	.008829	.009159	.008182	.013484	.012970	.009376
ASPHALT ROOFING 55	.000214	.000219	.000222	.000225	.000187	.000209	.000209	.000224
PAPER BOX & BAG MFG 56	.004776	.009759	.009110	.009920	.008587	.009492	.010433	.009126
AD PAPER CONVERT. 57	.001883	.002564	.002141	.002271	.001910	.007626	.002509	.002132
PRINT-PUBLISHING 58	.020161	.009308	.010282	.010823	.009817	.021525	.021778	.017341
IRON & STEEL MILLS 59	.131274	.293014	.268733	.265055	.240213	.096678	.087117	.133684
STEEL PIPE & TUBE 60	.004131	.006898	.006405	.006444	.004890	.011982	.011651	.010692
IRON FOUNDRIES 61	.004071	.003372	.004731	.003748	.003755	.007776	.004866	.010403
SMELTING & REFINING 62	.073883	.052474	.069114	.054982	.073896	.034726	.033667	.064269
ALUM. ROLL. CAST. 63	.083751	.024287	.057400	.030130	.006243	.010979	.013431	.014182
COPPER ROLL. CAST 64	.005390	.003281	.004505	.004153	.006645	.011928	.011843	.017283
METAL ROLL. CAST. 65	.004871	.005027	.005446	.005045	.003095	.006337	.007960	.006118
BOILER & PLATEWORKS 66	.005725	.006496	.005371	.002356	.001068	.003828	.003594	.019577
FABR. STRUCT. METAL 67	.008963	.008108	.010946	.006949	.015459	.023474	.023009	.017065
ORN. & ARCH. METAL 68	.860540	.002136	.058061	.055175	.004815	.026423	.004621	.004432
METAL STAMPING 69	.058319	1.051678	.840222	.892415	.016431	.047564	.028441	.075320
WIRE & PROD. MFG. 70	.026987	.008586	.017903	.020852	.979009	.012241	.011354	.011539
HARDWARE & CUTLERY 71	.010116	.002705	.007633	.003825	.004805	.791796	.826081	.006120
OTHER METAL IND 72	.072562	.024339	.029337	.052238	.038339	.134512	.059648	.697906
AD MACHINERY MFG. 73	.010197	.009479	.011752	.009397	.010008	.023619	.030851	.053109
REFRIG. & STORE MCH 74	.007768	.002165	.002272	.002779	.001629	.002910	.002873	.008251
AIRCRAFT & PARTS 75	.015764	.001408	.001431	.001484	.000911	.002582	.003570	.002187
MOTOR VEH. MFG. 76	.001609	.001573	.001976	.001625	.001174	.002288	.002507	.002293
VEHICLE PARTS MFG 77	.004331	.004739	.065577	.004826	.017572	.018716	.062806	.015969
OTH. TRANSP. EQ. IND 78	.001790	.001681	.003233	.001751	.001055	.002577	.002545	.007391
ELEC. APPLIANCE 79	.001781	.003582	.008250	.056341	.001096	.005073	.003048	.214838
COM. EQ. & WIRE MFG. 80	.005688	.004312	.006137	.005171	.003771	.007051	.007419	.012003
ELEC. INDUST. EQ. 81	.002760	.002562	.006065	.004408	.011747	.005145	.010544	.014013
OTH. ELEC. PROD. IND 82	.003231	.003110	.003261	.003404	.002783	.004698	.004756	.019725
CEMENT & LIME MFG. 83	.000664	.000894	.000872	.000852	.000868	.000610	.000596	.000699
CONCRETE & GYPSUM 84	.000767	.000820	.000826	.000820	.000781	.000935	.000945	.000913
CLAY, STONE & REFRAC 85	.001574	.002768	.002724	.002569	.002438	.001211	.001193	.001887
GLASS & PROD. MFG. 86	.015546	.001461	.002180	.002067	.000703	.001419	.001337	.000929
OTH. NON-METAL MIN 87	.001639	.003127	.002838	.002907	.001451	.004819	.005021	.002194
PETR. PROD. IND. 88	.011513	.011820	.011879	.011767	.010310	.010241	.010038	.010699
EXPLOSIVES & AMMUN. 89	.000670	.000780	.000825	.000760	.000799	.000459	.000457	.000639
MIXED FERTILIZER 90	.009218	.000260	.000244	.000240	.000221	.000203	.000203	.000196

TABLE 16 IMPACT TABLE WITH IMPORT LEAKAGES - AGGREGATION L (SEE CHAPTER 4)

COMMODITY(COLUMNS) INDUSTRY(ROWS)	ARCH.METAL PROD. 105	METAL CONTAINERS 106	BASIC METAL PROD. 107	METAL HOUSEWARE 108	WIRE & WIRE PROD. 109	HARDWARE NES 110	TOOLS & CUTTING EQ. 111	HEATING EQ. 112
PLASTIC RESIN MFG91	.002488	.004282	.003922	.004060	.003388	.001839	.002901	.002317
PHARMACEUTICAL 92	.000536	.000539	.000496	.000496	.000489	.000613	.000618	.000507
PAINT &VARNISH 93	.005863	.012730	.010970	.011806	.003516	.004380	.003982	.006540
SOAPS & CLEANERS 94	.001542	.001650	.001613	.001632	.001848	.001799	.001807	.001514
TOILET PREP.MFG. 95	.000168	.000203	.000191	.000199	.000139	.000190	.000194	.000180
OTH.CHEMICALS IND96	.010481	.014042	.013341	.013983	.013751	.010584	.010962	.011161
MISC. MFG.IND. 97	.016654	.007328	.008111	.008388	.012823	.015447	.044641	.011792
CONSTRUCTION 98	.013711	.013577	.014260	.013725	.014291	.013908	.013951	.015162
WH.&RETAIL TRADE 99	.073060	.054014	.067689	.056422	.054304	.081352	.092756	.064975
TRANSP.& STORAGE100	.044483	.049804	.049209	.049070	.041461	.046608	.046204	.045756
COMMUNICATIONS 101	.018060	.012061	.012712	.012973	.012108	.020655	.020620	.019243
UTILITIES 102	.021632	.025857	.026064	.025478	.027369	.021630	.021131	.025166
FIN.INSUR.RL.EST103	.030578	.026350	.026922	.027326	.023024	.030136	.030333	.031218
HEALTH&EDUCATION104	.000000	.000000	.000000	.000000	.000000	.000000	.000000	.000000
BUSINESS SERVICE105	.010563	.005899	.006616	.006670	.007299	.017403	.017726	.009711
HOTEL,RESTAURANT106	.017679	.006260	.007305	.007859	.007187	.018778	.018832	.014645
OTHER SERVICES 107	.015342	.023474	.021487	.022190	.012038	.018623	.018355	.016407
OFFICE SUPPLIES 108	.007734	.006283	.006387	.006429	.005843	.007819	.008197	.007281
ADVTG.AND TRAVEL109	.056293	.019346	.022726	.024523	.022416	.059955	.060142	.046541
OPERATING SUPPL.110	.067162	.065702	.065886	.065208	.068302	.081136	.081215	.065268
NON-COMP.IMPORTS111	.001008	.000750	.000785	.001131	.000858	.001125	.001205	.001151
BAL.PAYMENT ADJ.112	.000000	.000000	.000000	.000000	.000000	.000000	.000000	.000000
COMMODITY TAXES 113	.010717	.007034	.007387	.007281	.006171	.008417	.008432	.007713
SUBSIDIES 114	-.003989	-.004373	-.004383	-.004238	-.003860	-.004160	-.004257	-.004068
INDIR.TX+GOV.SER115	.023058	.021565	.021871	.022055	.021417	.021383	.021067	.025081
WAGES + SALARIES116	.561973	.510520	.515346	.516968	.525450	.579961	.578178	.559971
NET-INC.UNINCORP117	.034394	.022381	.023733	.023372	.018948	.032455	.033146	.027507
SURPLUS 118	.213688	.286284	.274277	.274908	.262796	.226846	.225556	.220490
SUB TOT(111-118)119	.840850	.844162	.839016	.841476	.831780	.866027	.863326	.837845

TABLE 16 IMPACT TABLE WITH IMPORT LEAKAGES - AGGREGATION L (SEE CHAPTER 4)

COMMODITY(COLUMNS) SERVICES MISC. AGRICULTURAL INDUSTRIAL SERVICES

TABLE 16 IMPACT TABLE WITH IMPORT LEAKAGES - AGGREGATION L (SEE CHAPTER 4)

COMMODITY (COLUMNS)	FORGINGS PLUMB. EQ. 113	MISC. METAL FAB. 114	AGRICULTURAL IMPLEMENTS 115	INDUSTRIAL MACH. 116	REFRIG. & AIR COND. 117	OFFICE & STORE MCH. 118	AIRCRAFT & PARTS 119	AIRCRAFT REPAIR 120
NET EXPORTS	7.6	3.3	80.3	49.5	1.3	22.9	99.2	.0
RE-EXPORTS	1.0	.8	7.4	21.8	.3	1.9	33.0	-.0
IMPORTS	-61.3	-35.5	-215.4	-608.5	-27.9	-95.9	-211.9	.0
INVENTORY CHANGE	.3	.2	4.1	1.7	-.2	3.5	8.9	1.6
OTH. FINAL DEMAND	.0	41.9	210.2	617.9	20.4	127.0	268.3	60.8
IMPORT COEF.	.371163	.144312	.779744	.537364	.456485	.454693	.507925	-.000000
RE-EXPORT COEF.	.116090	.202599	.084615	.305677	.197259	.075385	.249603	.000000
AGRICULTURE 1	.006650	.006319	.005778	.007627	.005655	.004820	.004948	.004827
FORESTRY 2	.003570	.004542	.003659	.007327	.003878	.003495	.002877	.002426
FISHING,HUNTING 3	.000201	.000198	.000165	.000324	.000145	.000108	.000143	.000155
IRON MINES 4	.008566	.006951	.005151	.008113	.003612	.001166	.001329	.001118
BASE METAL MINES 5	.028644	.022777	.012863	.023500	.012289	.006750	.011191	.009573
URANIUM MINES 6	.002795	.002219	.001256	.002765	.001189	.000644	.001107	.000948
OTHER METAL MINES 7	.000238	.000890	.000210	.001892	.000337	.000124	.000695	.000229
COAL MINES 8	.004242	.003520	.002876	.004564	.001909	.000687	.001023	.000912
PETROLEUM,NAT.GAS 9	.005348	.004825	.004235	.016732	.003575	.002572	.003601	.004806
ASBESTOS MINES 10	.000117	.000129	.000162	.002274	.000091	.000050	.000093	.000086
AO NON-METAL MINE11	.002560	.001966	.003601	.005595	.001360	.000497	.000761	.000709
MEAT PROCESSORS 12	.001864	.001776	.001520	.001910	.001507	.001229	.001442	.001347
POULTRY PROCESSOR13	.000214	.000196	.000186	.000548	.000166	.000136	.000161	.000154
DAIRY FACTORIES 14	.001543	.001414	.001298	.002275	.001231	.001031	.001154	.001107
PROCESS CHEESE 15	.000117	.000107	.000100	.000099	.000091	.000074	.000087	.000084
FISH PROD. IND. 16	.000178	.000178	.000159	.000472	.000143	.000112	.000143	.000131
FRUIT&VEG.CANNERS17	.000548	.000500	.000451	.000633	.000434	.000365	.000412	.000394
FEED MILLS 18	.000750	.000737	.000669	.000975	.000633	.000517	.000554	.000571
FLOUR MILLS 19	.000343	.000320	.000293	.000562	.000277	.000230	.000254	.000245
BREAKFAST CEREAL 20	.000048	.000044	.000040	.000062	.000039	.000034	.000036	.000034
BISCUIT MFG. 21	.000135	.000124	.000112	.000154	.000111	.000096	.000101	.000096
BAKERIES 22	.000699	.000636	.000571	.000603	.000557	.000472	.000523	.000500
CONFECTIONERY MFG23	.000075	.000071	.000067	.000194	.000061	.000050	.000056	.000053
SUGAR REFINERIES 24	.000247	.000229	.000202	.000271	.000198	.000167	.000187	.000177
VEG. OIL MILLS 25	.000587	.000564	.000480	.000559	.000366	.000202	.000294	.000241
MISC. FOOD IND. 26	.000814	.000779	.000744	.002824	.000669	.000548	.000625	.000587
SOFT DRINKS MFG. 27	.000467	.000426	.000386	.000531	.000387	.000337	.000346	.000326
DISTILLERIES 28	.000274	.000263	.000235	.000268	.000258	.000234	.000198	.000177
BREWERY & WINERY 29	.000816	.000766	.000698	.000731	.000780	.000735	.000588	.000528
LEAF TOBACCO PROC30	.000011	.000011	.000012	.000076	.000009	.000007	.000009	.000008
TOBACCO PROD.MFG.31	.000018	.000017	.000021	.000132	.000014	.000010	.000014	.000014
RUBBER FOOTWEAR 32	.000041	.000055	.000065	.000057	.000051	.000031	.000088	.000082
TIRE & TUBE MFG. 33	.003124	.003848	.005781	.005094	.002630	.001461	.004579	.004407
OTH. RUBBER IND. 34	.002652	.003763	.004795	.007039	.003502	.002128	.010507	.006294
LEATHER TANNERIES35	.000068	.000208	.000053	.000081	.000093	.000041	.000155	.000066
SHOE FACTORIES 36	.000033	.000030	.000026	.000027	.000022	.000016	.000028	.000027
GLOVE & LUGGAGE 37	.000151	.000222	.000134	.000170	.000161	.000120	.000179	.000127
COTTON YARN&CLOTH38	.001164	.001646	.001266	.001577	.001092	.000667	.001400	.001116
WOOL YARN & CLOTH39	.000171	.000227	.000165	.000343	.000190	.000150	.000216	.000178
SYN.TEXTILE MILLS40	.000852	.001554	.000844	.005013	.000986	.000612	.001170	.000788

TABLE 16 IMPACT TABLE WITH IMPORT LEAKAGES - AGGREGATION L (SEE CHAPTER 4)

COMMODITY (COLUMNS)	FORGINGS PLUMB. EQ. 113	MISC. METAL FAB. 114	AGRICULTURAL IMPLEMENTS 115	INDUSTRIAL MACH. 116	REFRIG. & AIR COND. 117	OFFICE & STORE MCH. 118	AIRCRAFT & PARTS 119	AIRCRAFT REPAIR 120
CARPET, MAT, RUG 41	.000024	.000069	.000023	.000045	.000020	.000014	.000094	.000094
LINOL. & COATED FAB 42	.000253	.000410	.000282	.000333	.000298	.000181	.000513	.000455
TEXTILE BAG & CANVAS 43	.000308	.000320	.000267	.000446	.000227	.000142	.000179	.000196
OTH. TEXTILE IND. 44	.000966	.001152	.000690	.002180	.000775	.000513	.001010	.000839
HOSIERY MILLS 45	.000006	.000007	.000007	.000055	.000005	.000004	.000006	.000005
OTHER KNITTING 46	.000045	.000079	.000041	.000084	.000048	.000030	.000068	.000045
CLOTHING IND. 47	.000419	.000418	.000385	.000771	.000321	.000224	.000387	.000347
SAWMILLS 48	.002301	.003331	.003222	.005634	.002773	.002518	.001734	.001351
VENEER & PLYWOOD 49	.000442	.000599	.000370	.000590	.000589	.000591	.000588	.000572
SASH & DOOR & PLANING 50	.000517	.000683	.000531	.000812	.000497	.000417	.000459	.000527
OTHER WOOD IND. 51	.001861	.004224	.003207	.002332	.001997	.001554	.001987	.001504
HOUSE FURNITURE 52	.000436	.001217	.000336	.000769	.001199	.002876	.000248	.000232
OTH. FURNITURE IND 53	.002707	.001137	.000452	.001186	.004733	.000389	.000290	.000255
PULP & PAPER MILLS 54	.007877	.009520	.006601	.019308	.008752	.008101	.006457	.005170
ASPHALT ROOFING 55	.000206	.000235	.000212	.000223	.000199	.000158	.000221	.000234
PAPER BOX & BAG MFG 56	.006272	.007130	.004150	.004759	.006260	.003622	.003369	.002486
AD PAPER CONVERT. 57	.001795	.002108	.001560	.001906	.001775	.001366	.001567	.001401
PRINT-PUBLISHING 58	.016185	.016101	.014557	.015536	.020163	.025645	.013071	.012154
IRON & STEEL MILLS 59	.169593	.137200	.099832	.101409	.070275	.021506	.025105	.020969
STEEL PIPE & TUBE 60	.011850	.009576	.007335	.008278	.004777	.002284	.002572	.002217
IRON FOUNDRIES 61	.023956	.015092	.015355	.019667	.004889	.001287	.001819	.001328
SMELTING & REFINING 62	.076779	.060795	.033321	.045420	.032335	.017496	.030126	.025706
ALUM. ROLL. CAST. 63	.011195	.016098	.009564	.008633	.008254	.004124	.014831	.013344
COPPER ROLL. CAST 64	.019385	.017325	.008700	.008149	.011234	.010427	.009041	.007650
METAL ROLL. CAST 65	.014131	.008986	.003666	.005509	.003395	.001785	.005211	.004660
BOILER & PLATEWORKS 66	.005583	.048916	.007155	.016103	.003268	.001037	.002092	.001897
FABR. STRUCT. METAL 67	.018074	.030849	.022876	.025827	.007655	.001401	.007708	.007019
ORN. & ARCH. METAL 68	.004515	.015237	.004516	.006206	.003344	.000962	.001905	.001778
METAL STAMPING 69	.029607	.150730	.032000	.039061	.080404	.013714	.015013	.012530
WIRE & PROD. MFG. 70	.014618	.017370	.008776	.010482	.006159	.002922	.008783	.008048
HARDWARE & CUTLERY 71	.006279	.015006	.004289	.021235	.004423	.003559	.003485	.001822
OTHER METAL IND 72	.883484	.378726	.062594	.098927	.148737	.010623	.020741	.018106
AD MACHINERY MFG. 73	.025600	.106251	.982496	.672081	.144271	.007323	.023655	.010731
REFRIG. & STORE MCH 74	.003114	.031501	.005859	.005961	.559763	1.065282	.003482	.003258
AIRCRAFT & PARTS 75	.020385	.028131	.008551	.003590	.015081	.002408	1.019083	.961577
MOTOR VEH. MFG. 76	.002452	.023030	.004014	.012711	.001520	.000885	.001499	.001417
VEHICLE PARTS MFG 77	.028739	.014963	.015322	.021234	.004275	.002238	.012950	.006486
OTH. TRANSP. EQ. IND 78	.003222	.028552	.003374	.021349	.006026	.000956	.002415	.002361
ELEC. APPLIANCE 79	.013403	.027847	.019016	.014642	.091291	.001632	.003570	.001607
COM. EQ. & WIRE MFG. 80	.008085	.062333	.013468	.013544	.034063	.046320	.023772	.019524
ELEC. INDUSTR. EQ. 81	.007236	.042445	.019174	.019904	.017074	.003644	.003644	.003049
OTH. ELEC. PROD. IND 82	.004254	.037665	.005180	.006763	.040791	.004303	.005303	.004678
CEMENT & LIME MFG. 83	.001759	.000694	.000661	.001464	.000470	.000288	.000419	.000478
CONCRETE & GYPSUM 84	.006784	.000908	.000902	.001967	.000704	.000537	.000843	.000999
CLAY, STONE & REFRA 85	.002256	.001987	.001418	.002130	.001027	.000452	.000586	.000545
GLASS & PROD. MFG. 86	.000663	.002390	.000654	.001081	.001224	.000561	.002534	.002049
OTH. NON-METAL MIN 87	.002187	.002265	.001678	.001821	.001268	.000555	.001471	.001383
PETR. PROD. IND. 88	.011429	.010395	.008815	.010383	.007992	.006079	.009077	.013379
EXPLOSIVES & AMMUN. 89	.000743	.000672	.000499	.001111	.000400	.000221	.000338	.000299
MIXED FERTILIZER 90	.000211	.000194	.000165	.000263	.000143	.000100	.000113	.000107

TABLE 16 IMPACT TABLE WITH IMPORT LEAKAGES - AGGREGATION L (SEE CHAPTER 4)

TABLE 16 IMPACT TABLE WITH IMPORT LEAKAGES - AGGREGATION L (SEE CHAPTER 4)

COMMODITY(COLUMNS) INDUSTRY(ROWS)	FORGINGS PLUMB. EQ. 113	MISC. METAL FAB. 114	AGRICULTURAL IMPLEMENTS 115	INDUSTRIAL MACH. 116	REFRIG. & AIR COND. 117	OFFICE & STORE MCH. 118	AIRCRAFT & PARTS 119	AIRCRAFT REPAIR 120
PLASTIC RESIN MFG91	.001988	.006021	.001824	.002428	.002987	.001445	.004715	.002467
PHARMACEUTICAL 92	.000535	.000500	.000422	.000443	.000361	.000257	.000448	.000427
PAINT & VARNISH 93	.005252	.006320	.004690	.004533	.005475	.004165	.003058	.002695
SOAPS & CLEANERS 94	.001604	.001515	.001257	.002247	.001065	.000738	.001319	.001254
TOILET PREP. MFG. 95	.000168	.000182	.000154	.000166	.000138	.000096	.000148	.000135
OTH. CHEMICALS IND96	.010376	.013172	.009060	.012440	.008907	.005971	.008506	.006558
MISC. MFG. IND. 97	.015313	.089786	.011128	.018301	.030352	.008560	.072782	.019940
CONSTRUCTION 98	.016009	.014608	.014185	.016658	.013241	.012170	.016174	.022015
WH. & RETAIL TRADE 99	.066100	.059680	.060142	.057119	.050469	.035720	.046556	.046731
TRANSP. & STORAGE 100	.046699	.044011	.041732	.044639	.035148	.026081	.034505	.175006
COMMUNICATIONS 101	.019108	.017361	.019125	.086724	.017482	.016703	.013978	.014229
UTILITIES 102	.027127	.022946	.019536	.020915	.014826	.007994	.013847	.012905
FIN. INSUR. RL. EST 103	.029476	.032268	.030694	.032014	.055627	.076978	.026622	.027018
HEALTH & EDUCATION 104	.000000	.000000	.000000	.000000	.000000	.000000	.000000	.000000
BUSINESS SERVICE 105	.009059	.008852	.009148	.009290	.007767	.006082	.010946	.010535
HOTEL, RESTAURANT 106	.013574	.012555	.011591	.010908	.012771	.011934	.009613	.008987
OTHER SERVICES 107	.016251	.016006	.014941	.016311	.012692	.009478	.013807	.013725
OFFICE SUPPLIES 108	.007145	.008213	.007432	.007355	.007212	.006709	.008172	.007921
ADVTG. AND TRAVEL 109	.043040	.039796	.036675	.034459	.040678	.038132	.030455	.027465
OPERATING SUPPL. 110	.071725	.063382	.052011	.053808	.043447	.029961	.058000	.056404
NON-COMP. IMPORTS 111	.000996	.001285	.001217	.001649	.000952	.000609	.001426	.001098
BAL. PAYMENT ADJ. 112	.000000	.000000	.000000	.000000	.000000	.000000	.000000	.000000
COMMODITY TAXES 113	.007985	.007672	.006551	.006971	.006521	.005705	.009752	.012571
SUBSIDIES 114	-.004275	-.003917	-.003737	-.008316	-.003193	-.002468	-.002680	-.006449
INDIR. TX + GOV. SER 115	.024654	.023641	.026261	.026459	.023082	.021389	.020580	.022996
WAGES + SALARIES 116	.564030	.551511	.563199	.548232	.501041	.455714	.602637	.600466
NET-INC. UNINCORP 117	.028498	.025513	.021521	.023051	.022955	.020697	.018724	.021536
SURPLUS 118	.226350	.228535	.193351	.231830	.286832	.350019	.132570	.147959
SUB TOT (111-118) 119	.848239	.834242	.808362	.829875	.838190	.851666	.783009	.800175

TABLE 16 IMPACT TABLE WITH IMPORT LEAKAGES - AGGREGATION L (SEE CHAPTER 4)

COMMODITY(COLUMNS)	PASSENGER CARS	COM. VEHICLES	COM. TRAILERS	MOTGR VEHICLES NES	MOTOR VEH. PARTS	RLY. ROLLING STOCK	SHIPS & BOATS	OTHER VEHICLES
INDUSTRY(ROWS)	121	122	123	124	125	126	127	128
NET EXPORTS	17.0	5.8	.7	3.6	15.6	7.0	9.7	1.2
RE-EXPORTS	.9	.3	.1	.8	4.5	.5	.2	.0
IMPORTS	-175.1	-26.5	-8.3	-21.0	-367.8	-10.8	-26.3	-4.7
INVENTORY CHANGE	14.7	3.6	-.0	.2	2.1	-1.2	-.0	.1
OTH. FINAL DEMAND	841.1	174.2	28.2	47.9	81.6	26.8	90.7	13.6
IMPORT COEF.	.203573	.147089	.280127	.401850	.529069	.170172	.258440	.331417
RE-EXPORT COEF.	.051522	.048369	.101902	.184897	.223546	.065424	.017555	.027895
AGRICULTURE 1	.005640	.005633	.005500	.005672	.005693	.005105	.005088	.005694
FORESTRY 2	.003231	.003260	.003746	.003587	.003809	.005293	.006433	.006181
FISHING, HUNTING 3	.000167	.000167	.000160	.000167	.000171	.000140	.000135	.000160
IRON MINES 4	.001915	.001959	.003523	.002628	.005817	.005426	.005255	.004492
BASE METAL MINES 5	.006376	.006469	.009356	.009208	.016198	.016578	.013504	.013521
URANIUM MINES 6	.000621	.000630	.000903	.000898	.001570	.001601	.001293	.001304
OTHER METAL MINES 7	.000121	.000122	.000132	.000128	.000212	.000150	.000233	.001302
COAL MINES 8	.001800	.001815	.002386	.002054	.003877	.003053	.002948	.002683
PETROLEUM, NAT. GAS 9	.003103	.003118	.003573	.003349	.004410	.004434	.004357	.004521
ASBESTOS MINES 10	.000080	.000082	.000121	.000091	.000137	.000236	.000249	.000219
AG NON-METAL MINE 11	.001012	.001018	.001205	.001091	.001728	.001533	.001383	.001726
MEAT PROCESSORS 12	.001562	.001558	.001485	.001555	.001508	.001256	.001210	.001520
POULTRY PROCESSOR 13	.000172	.000172	.000165	.000172	.000171	.000142	.000135	.000162
DAIRY FACTORIES 14	.001294	.001290	.001216	.001285	.001194	.001000	.000945	.001143
PROCESS CHEESE 15	.000101	.000101	.000096	.000101	.000098	.000084	.000080	.000091
FISH PROD. IND. 16	.000152	.000152	.000146	.000152	.000150	.000128	.000125	.000162
FRUIT&VEG. CANNERS 17	.000449	.000447	.000422	.000446	.000417	.000345	.000324	.000397
FEED MILLS 18	.000652	.000652	.000643	.000662	.000672	.000611	.000617	.000667
FLOUR MILLS 19	.000293	.000292	.000277	.000291	.000274	.000239	.000227	.000272
BREAKFAST CEREAL 20	.000041	.000040	.000037	.000040	.000034	.000029	.000027	.000035
BISCUIT MFG. 21	.000113	.000113	.000105	.000112	.000098	.000083	.000078	.000098
BAKERIES 22	.000578	.000576	.000540	.000573	.000524	.000437	.000410	.000503
CONFECTIONERY MFG 23	.000066	.000066	.000063	.000066	.000062	.000053	.000051	.000061
SUGAR REFINERIES 24	.000203	.000202	.000190	.000201	.000186	.000154	.000146	.000185
VEG. OIL MILLS 25	.000475	.000474	.000446	.000480	.000369	.000357	.000347	.000499
MISC. FOOD IND. 26	.000729	.000727	.000685	.000723	.000660	.000564	.000546	.000697
SOFT DRINKS MFG. 27	.000396	.000395	.000364	.000391	.000324	.000280	.000262	.000334
DISTILLERIES 28	.000277	.000276	.000241	.000268	.000158	.000160	.000153	.000227
BREWERY & WINERY 29	.000795	.000791	.000695	.000771	.000446	.000472	.000444	.000617
LEAF TOBACCO PROC 30	.000010	.000010	.000010	.000010	.000011	.000010	.000010	.000011
TOBACCO PROD. MFG. 31	.000017	.000017	.000017	.000017	.000019	.000017	.000017	.000017
RUBBER FOOTWEAR 32	.000122	.000122	.000111	.000114	.000079	.000096	.000103	.000101
TIRE & TUBE MFG. 33	.025922	.025635	.018818	.023261	.005107	.003940	.004086	.004243
OTH. RUBBER IND. 34	.009981	.009953	.008888	.009277	.005441	.007317	.010587	.067814
LEATHER TANNERIES 35	.000136	.000140	.000214	.000147	.000069	.000493	.000586	.000639
SHOE FACTORIES 36	.000024	.000024	.000025	.000025	.000032	.000027	.000156	.000027
GLOVE & LUGGAGE 37	.000173	.000172	.000157	.000168	.000133	.000120	.000135	.000267
COTTON YARN&CLOTH 38	.005252	.005206	.004060	.004779	.001490	.001699	.001932	.003113
WOOL YARN & CLOTH 39	.000744	.000742	.000666	.000697	.000237	.000617	.000706	.001069
SYN. TEXTILE MILLS 40	.008670	.008569	.006173	.007750	.001620	.000926	.001140	.002634

TABLE 16 IMPACT TABLE WITH IMPORT LEAKAGES - AGGREGATION L (SEE CHAPTER 4)

TABLE 16 IMPACT TABLE WITH IMPORT LEAKAGES - AGGREGATION L (SEE CHAPTER 4)

COMMODITY(COLUMNS) INDUSTRY(ROWS)	PASSENGER CARS 121	COM. VEHICLES 122	COM. TRAILERS 123	MOTOR VEHICLES 124	MOTOR VEH. PARTS 125	RLY. ROLLING STOCK 126	SHIPS & BOATS 127	OTHER VEHICLES 128
CARPET, MAT, RUG 41	.002109	.002082	.001437	.001865	.000178	.000019	.000019	.000023
LINOL. & COATED FAB 42	.002597	.002572	.001949	.002337	.000803	.000642	.000721	.000787
TXILE BAG&CANVAS 43	.000279	.000293	.000526	.000328	.000249	.001335	.001626	.001164
OTH. TEXTILE IND. 44	.005202	.005148	.003860	.004696	.001099	.001130	.001323	.002054
HOSIERY MILLS 45	.000011	.000011	.000009	.000010	.000007	.000007	.000007	.000010
OTHER KNITTING 46	.000251	.000248	.000189	.000227	.000067	.000066	.000078	.000158
CLOTHING IND. 47	.000622	.000619	.000547	.000594	.000441	.000388	.000407	.000708
SAWMILLS 48	.001935	.002006	.003211	.002653	.001885	.007275	.008692	.007453
VEENEER & PLYWOOD 49	.000509	.000524	.000768	.000628	.000427	.001625	.001905	.001628
SASH&DOOR&PLANING 50	.000442	.000447	.000533	.001998	.000499	.000798	.001571	.000813
OTHER WOOD IND. 51	.001014	.001018	.001182	.001170	.001684	.001201	.006406	.002116
HOUSE FURNITURE 52	.000689	.000689	.000681	.000670	.000318	.000622	.002524	.000652
OTH. FURNITURE IND 53	.000975	.000986	.001048	.000955	.000411	.001210	.001320	.007526
PULP&PAPER MILLS 54	.007589	.007573	.007200	.007583	.010663	.005619	.005679	.008885
ASPHALT ROOFING 55	.000251	.000251	.000251	.000251	.000255	.000256	.000267	.000287
PAPER BOX&BAG MFG 56	.004508	.004507	.004471	.004624	.008555	.003102	.002976	.005284
AO PAPER CONVERT. 57	.003541	.003514	.002900	.003326	.009870	.001351	.001390	.002138
PRINT-PUBLISHING 58	.015178	.015121	.013680	.014856	.009630	.010281	.009850	.013319
IRON&STEEL MILLS 59	.037355	.038221	.069246	.051504	.114808	.106650	.103237	.087848
STEEL PIPE & TUBE 60	.003900	.003973	.021607	.004648	.013292	.010408	.010070	.008852
IRON FOUNDRIES 61	.005200	.005223	.005960	.005311	.018613	.029463	.006380	.006189
SMELTING&REFINING 62	.016769	.017009	.024482	.024424	.042806	.043618	.035065	.035375
ALUM. ROLL. CAST. 63	.004081	.004135	.005636	.013018	.008860	.007773	.007630	.007770
COPPER ROLL. CAST 64	.005964	.005946	.006320	.006098	.018258	.008867	.003938	.005525
METAL ROLL. CAST. 65	.004265	.004250	.004138	.004350	.009432	.003336	.002750	.002891
BOILER&PLATEWORKS 66	.000858	.000925	.002202	.007437	.002219	.005745	.005707	.005021
FABR. STRUCT. METAL 67	.002715	.002797	.004752	.003563	.005377	.009370	.008329	.008670
ORN. & ARCH. METAL 68	.001808	.001822	.002105	.012450	.002325	.002814	.002669	.005441
METAL STAMPING 69	.011867	.011887	.029498	.042375	.027918	.010713	.019946	.012356
WIRE & PROD. MFG. 70	.018692	.018583	.016060	.017621	.019871	.010543	.010322	.009646
HARDWARE&CUTLERY 71	.002714	.002744	.003017	.002830	.008316	.003506	.003670	.003341
OTHER METAL IND 72	.014931	.015174	.045098	.040428	.049323	.143135	.035740	.060137
AO MACHINERY MFG. 73	.005503	.006480	.025031	.006306	.012916	.033669	.049047	.120376
REFRIG. & STORE MCH 74	.002808	.002838	.003148	.002844	.002275	.003896	.003983	.003563
AIRCRAFT & PARTS 75	.001161	.001168	.009123	.001216	.001650	.001597	.005487	.001563
MOTOR VEH. MFG. 76	1.017060	1.003709	.690121	.897887	.078247	.001698	.001642	.002560
VEHICLE PARTS MFG 77	.184734	.182384	.157432	.163665	.945697	.011491	.006880	.006954
OTH. TRANSP. EQ. IND 78	.001394	.013036	.212430	.043652	.030021	.891643	.983042	.702110
ELEC. APPLIANCE 79	.002805	.004205	.012299	.002888	.004586	.002824	.002288	.004001
COM. EQ. & WIRE MFG. 80	.009658	.009767	.011619	.009683	.010128	.016586	.017569	.014542
ELEC. INDUST. EQ. 81	.004009	.004083	.010452	.004102	.009058	.005913	.005891	.006476
OTH. ELEC. PROD. IND 82	.008707	.008699	.008125	.008280	.005477	.007548	.007895	.006828
CEMENT&LIME MFG. 83	.000425	.000428	.000524	.000465	.000640	.000719	.000709	.000681
CONCRETE&GYPSUM 84	.000683	.000685	.000735	.000705	.000873	.000846	.000833	.000907
CLAY, STONE&REFRAC 85	.000895	.000904	.001257	.001027	.002799	.001676	.001584	.001394
GLASS&PROD. MFG. 86	.012826	.012826	.009285	.011642	.002094	.002061	.002329	.002772
OTH. NON-METAL MIN 87	.001366	.001416	.002338	.001624	.002598	.005187	.005483	.004417
PETR. PROD. IND. 88	.007656	.007688	.008558	.008075	.009741	.010404	.010398	.010430
EXPLOSIVES&AMMUN. 89	.000299	.000301	.000369	.000350	.000525	.000490	.000452	.000540
MIXED FERTILIZER 90	.000139	.000140	.000149	.000146	.000171	.000154	.000152	.000166

TABLE 16 IMPACT TABLE WITH IMPORT LEAKAGES - AGGREGATION L (SEE CHAPTER 4)

COMMODITY(COLUMNS) INDUSTRY(ROWS)	PASSENGER CARS 121	COM. VEHICLES 122	COM. TRAILERS 123	MOTOR VEHICLES 124	MOTOR VEH. PARTS 125	RLY. ROLLING STOCK 126	SHIPS & BOATS 127	OTHER VEHICLES 128
PLASTIC RESIN MFG91	.002441	.002440	.002421	.002461	.003546	.002181	.002709	.007849
PHARMACEUTICAL 92	.000399	.000398	.000399	.000406	.000508	.000370	.000353	.000419
PAINT & VARNISH 93	.011453	.011388	.009716	.010964	.004255	.006050	.006290	.006390
SOAPS & CLEANERS 94	.001164	.001162	.001174	.001189	.001548	.001091	.001039	.001231
TOILET PREP.MFG. 95	.000156	.000156	.000148	.000156	.000147	.000118	.000116	.000156
OTH.CHEMICALS IND96	.013072	.013003	.011524	.012761	.009603	.007703	.007917	.016562
MISC. MFG.IND. 97	.009357	.009352	.009130	.009213	.015866	.007759	.018016	.140620
CONSTRUCTION 98	.012822	.012836	.013428	.013073	.017065	.014429	.013988	.013986
WH.&RETAIL TRADE 99	.062215	.062145	.060657	.061947	.066218	.057305	.057397	.056858
TRANSP.& STORAGE100	.049955	.049816	.047286	.049453	.045265	.039721	.038853	.039285
COMMUNICATIONS 101	.012945	.012944	.012947	.013124	.011539	.012708	.012090	.014006
UTILITIES 102	.013387	.013529	.017017	.014838	.023329	.025466	.024415	.023413
FIN.INSUR.RL.EST103	.017262	.017418	.020655	.018654	.020662	.028567	.028691	.030752
HEALTH&EDUCATION104	.000000	.000000	.000000	.000000	.000000	.000000	.000000	.000000
BUSINESS SERVICE105	.010695	.010640	.009351	.010320	.005907	.006092	.005843	.006889
HOTEL,RESTAURANT106	.013268	.013201	.011518	.012841	.007300	.007583	.007051	.009833
OTHER SERVICES 107	.014837	.014785	.013950	.014942	.013240	.010915	.010458	.011492
OFFICE SUPPLIES 108	.005778	.005786	.005938	.005899	.005221	.006308	.006389	.008011
ADVTG.AND TRAVEL109	.042095	.041878	.036427	.040705	.022648	.023691	.021978	.031015
OPERATING SUPPL.110	.041925	.041944	.044952	.043902	.070189	.046303	.043141	.047861
NON-COMP. IMPORTS111	.003709	.003677	.002887	.003388	.001220	.001193	.001385	.004019
BAL.PAYMENT ADJ.112	.000000	.000000	.000000	.000000	.000000	.000000	.000000	.000000
COMMODITY TAXES 113	.006000	.006011	.006314	.006196	.006535	.006985	.006912	.007129
SUBSIDIES 114	-.003317	-.003317	-.003378	-.003377	-.003654	-.003304	-.003227	-.003388
INDIR.TX+GOV.SER115	.023793	.023777	.023282	.023708	.018544	.022344	.022086	.022639
WAGES + SALARIES116	.392308	.395291	.457846	.413518	.519711	.622956	.627397	.598855
NET-INC.UNINCORP117	.019825	.019836	.020142	.020391	.018842	.021354	.020854	.022872
SURPLUS 118	.215365	.214814	.207824	.215887	.203414	.177554	.172116	.189692
SUB TOT(111-118)119	.657682	.660090	.714917	.679711	.764612	.849086	.847522	.841819

TABLE 16 IMPACT TABLE WITH IMPORT LEAKAGES - AGGREGATION L (SEE CHAPTER 4)

TABLE 16 IMPACT TABLE WITH IMPORT LEAKAGES - AGGREGATION L (SEE CHAPTER 4)

COMMODITY(COLUMNS)	SHIP REPAIR	SMALL ELEC. APPLIANCES	REFRIG. & FREEZERS	STOVES & RANGES	OTH. DOMESTIC APPLIANCES	COMMUN. EQUIPMENT	ELEC. WIRE & CABLE	ELEC. IND. EQ.
INDUSTRY(ROWS)	129	130	131	132	133	134	135	136
NET EXPORTS	.0	1.0	1.6	1.0	2.8	30.4	10.5	15.0
RE-EXPORTS	-.0	.1	.1	.1	.2	3.0	.1	2.6
IMPORTS	.0	-25.1	-33.2	-9.9	-36.8	-115.9	-8.7	-89.3
INVENTORY CHANGE	.0	2.3	.6	.5	.7	10.1	5.1	.8
OTH. FINAL DEMAND	47.1	62.6	86.0	48.3	96.4	166.5	4.4	154.2
IMPORT COEF.	-.000000	.280967	.378664	.182470	.332721	.334858	.057989	.291391
RE-EXPORT COEF.	.000000	.104021	.040435	.050609	.074884	.088902	.008134	.149305
AGRICULTURE 1	.004844	.007238	.007114	.007151	.007110	.005282	.005169	.005577
FORESTRY 2	.005671	.005285	.005370	.005345	.005299	.003539	.003326	.004021
FISHING, HUNTING 3	.000130	.000191	.000191	.000192	.000192	.000136	.000132	.000152
IRON MINES 4	.005260	.005750	.005151	.005291	.005279	.001126	.001000	.002978
BASE METAL MINES 5	.013420	.014634	.013705	.013937	.014069	.038181	.041561	.018034
URANIUM MINES 6	.001283	.001412	.001328	.001351	.001364	.003811	.004152	.001767
OTHER METAL MINES 7	.000140	.000395	.000361	.000267	.000325	.000573	.000504	.000561
COAL MINES 8	.002955	.003060	.002821	.002889	.002893	.001145	.001109	.002139
PETROLEUM, NAT. GAS 9	.004276	.004559	.004422	.004465	.004480	.003699	.003743	.003645
ASBESTOS MINES 10	.000259	.000170	.000139	.000141	.000141	.000093	.000092	.000120
AD NON-METAL MINES 11	.001288	.001729	.001682	.001714	.001777	.001101	.001101	.001268
MEAT PROCESSORS 12	.001155	.002113	.002158	.002172	.002153	.001416	.001363	.001596
POULTRY PROCESSORS 13	.000129	.000217	.000220	.000222	.000221	.000140	.000135	.000171
DAIRY FACTORIES 14	.000906	.001615	.001646	.001659	.001647	.001041	.000998	.001253
PROCESS CHEESE 15	.000078	.000119	.000121	.000122	.000121	.000080	.000077	.000095
FISH PROD. IND. 16	.000119	.000188	.000189	.000189	.000189	.000127	.000122	.000151
FRUIT & VEG. CANNERS 17	.000310	.000565	.000577	.000582	.000577	.000366	.000351	.000445
FEED MILLS 18	.000587	.000823	.000799	.000804	.000800	.000587	.000574	.000630
FLOUR MILLS 19	.000217	.000362	.000365	.000368	.000366	.000247	.000240	.000282
BREAKFAST CEREAL 20	.000026	.000052	.000053	.000054	.000053	.000032	.000030	.000039
BISCUIT MFG. 21	.000074	.000145	.000149	.000150	.000149	.000091	.000087	.000111
BAKERIES 22	.000392	.000726	.000743	.000749	.000743	.000465	.000444	.000566
CONFECTIONERY MFG 23	.000049	.000084	.000086	.000087	.000086	.000054	.000052	.000062
SUGAR REFINERIES 24	.000138	.000258	.000263	.000264	.000263	.000168	.000161	.000203
VEG. OIL MILLS 25	.000323	.000478	.000446	.000447	.000456	.000404	.000404	.000349
MISC. FOOD IND. 26	.000521	.000895	.000909	.000915	.000912	.000618	.000599	.000693
SOFT DRINKS MFG. 27	.000249	.000509	.000525	.000529	.000523	.000308	.000292	.000380
DISTILLERIES 28	.000142	.000357	.000367	.000369	.000364	.000203	.000191	.000235
BREWERY & WINERY 29	.000417	.001043	.001095	.001101	.001084	.000581	.000543	.000703
LEAF TOBACCO PROC 30	.000009	.000012	.000012	.000012	.000012	.000008	.000008	.000009
TOBACCO PROD. MFG. 31	.000017	.000019	.000019	.000020	.000020	.000013	.000013	.000015
RUBBER FOOTWEAR 32	.000106	.000100	.000106	.000108	.000106	.000121	.000118	.000078
TIRE & TUBE MFG. 33	.004057	.003059	.003016	.003048	.003132	.003156	.003100	.002991
OTH. RUBBER IND. 34	.008194	.006682	.007100	.007288	.011107	.008663	.008428	.005436
LEATHER TANNERIES 35	.000580	.000132	.000129	.000112	.000121	.000071	.000049	.000130
SHOE FACTORIES 36	.000025	.000027	.000026	.000027	.000027	.000023	.000023	.000026
GLOVE & LUGGAGE 37	.000117	.000223	.000225	.000217	.000220	.000181	.000163	.000195
COTTON YARN & CLOTH 38	.001821	.001572	.001546	.001520	.001585	.002431	.002429	.001995
WOOL YARN & CLOTH 39	.000708	.000262	.000264	.000264	.000292	.000247	.000238	.000210
SYN. TEXTILE MILLS 40	.000965	.001349	.001307	.001268	.001329	.002827	.002837	.001339

TABLE 16 IMPACT TABLE WITH IMPORT LEAKAGES - AGGREGATION L (SEE CHAPTER 4)

COMMODITY (COLUMNS)	SHIP REPAIR 129	SMALL ELEC. APPLIANCES 130	REFRIG. & FREEZERS 131	STOVES & RANGES 132	OTH. DOMESTIC APPLIANCES 133	COMMUN. EQUIPMENT 134	ELEC. WIRE & CABLE 135	ELEC. IND. EQ. 136
CARPET, MAT, RUG 41	.000018	.000023	.000022	.000022	.000022	.000017	.000016	.000024
LINOL. & COATED FAB 42	.000723	.000539	.000554	.000556	.000549	.000583	.000567	.000372
TX TILE BAG & CANVAS 43	.001542	.000345	.000349	.000353	.000352	.000240	.000234	.000221
OTH. TEXTILE IND. 44	.001183	.001144	.001149	.001141	.001178	.001280	.001261	.001196
HOSIERY MILLS 45	.000007	.000007	.000007	.000007	.000007	.000008	.000008	.000006
OTHER KNITTING 46	.000071	.000064	.000062	.000059	.000063	.000058	.000053	.000063
CLOTHING IND. 47	.000384	.000434	.000419	.000421	.000440	.000373	.000365	.000379
SAWMILLS 48	.008264	.002710	.002684	.002607	.002656	.001763	.001588	.002486
VENEER & PLYWOOD 49	.001870	.000594	.000591	.000581	.000577	.000528	.000497	.000538
SASH & DOOR & PLANING 50	.000852	.000710	.000733	.000737	.000728	.000416	.000400	.000537
OTHER WOOD IND. 51	.001117	.000395	.000303	.000301	.000297	.001856	.001801	.002192
HOUSE FURNITURE 52	.000692	.001181	.001053	.001142	.001030	.001203	.000293	.001538
OTH. FURNITURE IND 53	.001385	.005772	.005628	.005790	.005501	.000638	.000279	.002480
PULP & PAPER MILLS 54	.005278	.014238	.014701	.014720	.014464	.009727	.009217	.010127
ASPHALT ROOFING 55	.000265	.000292	.000293	.000296	.000293	.000320	.000318	.000282
PAPER BOX & BAG MFG 56	.002611	.018082	.019176	.019549	.018871	.005935	.005514	.006166
AD PAPER CONVERT. 57	.001285	.003224	.003295	.003322	.003275	.002856	.002514	.002121
PRINT-PUBLISHING 58	.009315	.020103	.021062	.020915	.020676	.012839	.012171	.015262
IRON & STEEL MILLS 59	.103377	.112874	.100787	.103574	.103320	.020511	.017897	.057904
STEEL PIPE & TUBE 60	.010361	.003552	.003146	.003184	.003444	.001554	.001479	.002025
IRON FOUNDRIES 61	.006234	.007502	.007765	.007993	.008385	.001645	.001518	.007175
SMELTING & REFINING 62	.034806	.038251	.035877	.036488	.036858	.105158	.114599	.048468
ALUM. ROLL. CAST. 63	.007391	.013903	.013169	.013429	.013214	.028798	.039378	.012631
COPPER ROLL. CAST 64	.003501	.010413	.010265	.010310	.010403	.077335	.082296	.020372
METAL ROLL. CAST. 65	.002659	.005941	.006038	.006180	.006080	.005836	.005944	.003518
BOILER & PLATEWORKS 66	.005816	.005489	.005926	.006084	.006054	.000721	.000624	.002410
FABR. STRUCT. METAL 67	.007757	.009224	.009455	.009751	.010112	.002185	.002062	.003241
ORN. & ARCH. METAL 68	.002641	.003666	.003834	.003923	.003901	.001320	.001280	.002999
METAL STAMPING 69	.009259	.108503	.038678	.039471	.039561	.016296	.012947	.033179
WIRE & PROD. MFG. 70	.010426	.010665	.010977	.011225	.011132	.007741	.007745	.008052
HARDWARE & CUTLERY 71	.003700	.015573	.015609	.016197	.015280	.001596	.001218	.003575
OTHER METAL IND 72	.024296	.050335	.040609	.045563	.058097	.007971	.007091	.023241
AD MACHINERY MFG. 73	.016351	.028348	.024046	.024583	.050181	.005059	.004290	.018541
REFRIG. & STORE MCH 74	.004077	.013911	.039934	.014024	.013459	.002428	.002417	.003374
AIRCRAFT & PARTS 75	.001526	.003469	.002746	.002799	.002762	.009811	.001331	.001676
MOTOR VEH. MFG. 76	.001576	.002464	.002521	.002575	.002582	.000870	.000833	.004718
VEHICLE PARTS MFG 77	.005679	.016108	.006865	.007003	.010949	.003303	.003136	.024454
OTH. TRANSP. EQ. IND 78	1.067602	.002848	.003002	.003070	.003047	.001025	.001002	.002051
ELEC. APPLIANCE 79	.002100	.874013	1.002806	1.031758	.977886	.004780	.001117	.016063
COM. EQ. & WIRE MFG. 80	.018286	.022960	.018446	.018262	.017477	.989772	1.061522	.091154
ELEC. INDUST. EQ. 81	.005548	.051503	.036661	.037377	.037761	.033789	.018611	.881052
OTH. ELEC. PROD. IND 82	.008217	.018697	.008659	.012365	.008540	.052544	.008165	.055799
CEMENT & LIME MFG. 83	.000714	.000612	.000576	.000583	.000588	.000433	.000433	.000461
CONCRETE & GYPSUM 84	.000819	.000811	.000801	.000800	.000810	.000657	.000651	.000696
CLAY, STONE & REFRACT 85	.001602	.001632	.001440	.001475	.001485	.001158	.001095	.005120
GLASS & PROD. MFG. 86	.002359	.001683	.001437	.001413	.001392	.004795	.004564	.001962
OTH. NON-METAL MIN 87	.005789	.002969	.002007	.002042	.002036	.001852	.001865	.002345
PETR. PROD. IND. 88	.010259	.010051	.009759	.009843	.009855	.007398	.007331	.008249
EXPLOSIVES & AMMUN. 89	.000439	.000525	.000495	.000497	.000504	.000720	.002078	.000520
MIXED FERTILIZER 90	.000147	.000195	.000187	.000189	.000189	.000128	.000138	.000143

TABLE 16 IMPACT TABLE WITH IMPORT LEAKAGES - AGGREGATION L (SEE CHAPTER 4)

TABLE 16 IMPACT TABLE WITH IMPORT LEAKAGES - AGGREGATION L (SEE CHAPTER 4)

COMMODITY(COLUMNS)	SHIP REPAIR	SMALL ELEC. APPLIANCES	REFRIG. & FREEZERS	STOVES & RANGES	OTH.DOMESTIC APPLIANCES	COMMUN. EQUIPMENT	ELEC. WIRE & CABLE	ELEC. IND. EQ.
INDUSTRY(ROWS)	129	130	131	132	133	134	135	136
PLASTIC RESIN MFG91	.002278	.003820	.003407	.003055	.003279	.013074	.013047	.005042
PHARMACEUTICAL 92	.000341	.000464	.000452	.000455	.000457	.000385	.000380	.000443
PAINT & VARNISH 93	.006267	.009436	.009474	.009619	.009400	.005282	.005168	.005175
SOAPS & CLEANERS 94	.001000	.001348	.001296	.001304	.001314	.001227	.001218	.001316
TOILET PREP.MFG. 95	.000109	.003085	.000223	.000225	.000223	.000131	.000126	.000186
OTH.CHEMICALS IND96	.007180	.012985	.012667	.012617	.012949	.014815	.015150	.011059
MISC. MFG.IND. 97	.007446	.035017	.031269	.020346	.026879	.020929	.009823	.053609
CONSTRUCTION 98	.013904	.013714	.013611	.013647	.013704	.013601	.013740	.012167
WH.&RETAIL TRADE 99	.055677	.070198	.063849	.064570	.064374	.045443	.044792	.052338
TRANSP.& STORAGE100	.038245	.046391	.045952	.046529	.046271	.035122	.034437	.035076
COMMUNICATIONS 101	.011588	.018337	.018667	.018722	.018708	.015569	.015300	.017322
UTILITIES 102	.024700	.022739	.022326	.022727	.022699	.017952	.018224	.018201
FIN.INSUR.RL. EST103	.028277	.034830	.036236	.035134	.034907	.041728	.041968	.034824
HEALTH&EDUCATION104	.000000	.000000	.000000	.000000	.000000	.000000	.000000	.000000
BUSINESS SERVICE105	.005586	.011968	.012406	.012579	.012380	.007607	.007346	.011252
HOTEL,RESTAURANT106	.006593	.017274	.018151	.018281	.017992	.008829	.008150	.011212
OTHER SERVICES 107	.009994	.015680	.015032	.015179	.015172	.012155	.012012	.012466
OFFICE SUPPLIES 108	.006186	.007463	.007349	.007244	.007319	.008995	.008924	.009491
ADVTG.AND TRAVEL109	.020501	.055093	.057943	.058353	.057417	.027858	.025659	.035585
OPERATING SUPPL.110	.041752	.051956	.049815	.050238	.050787	.048156	.047790	.056662
NON-COMP.IMPORTS111	.001243	.001584	.001630	.001629	.001780	.001375	.001334	.001252
BAL.PAYMENT ADJ.112	.000000	.000000	.000000	.000000	.000000	.000000	.000000	.000000
COMMODITY TAXES 113	.006849	.007393	.007291	.007314	.007305	.006580	.006500	.006479
SUBSIDIES 114	-.003153	-.004014	-.003895	-.003928	-.003923	-.002833	-.002777	-.003226
INDIR.TX+GOV.SER115	.021834	.026032	.026355	.026496	.026412	.021267	.021161	.025799
WAGES + SALARIES116	.633842	.535946	.533982	.536165	.537143	.569711	.571302	.603549
NET-INC.UNINCORP117	.020176	.024785	.024095	.024066	.024106	.018266	.017771	.020449
SURPLUS 118	.168247	.209351	.205717	.201821	.202368	.231587	.233220	.191470
SUB TOT(111-118)119	.849039	.801076	.795174	.793563	.755189	.845953	.848510	.845773

TABLE 16 IMPACT TABLE WITH IMPORT LEAKAGES - AGGREGATION L (SEE CHAPTER 4)

COMMODITY(COLUMNS)	RADIO & T.V. EQ.	BATTERIES	LIGHT BULBS & FIXTURES	OTHER ELEC. EQUIPMENT	CEMENT	LIME	PLASTER & GYPSUM	CONCRETE PROD.
INDUSTRY(ROWS)	137	138	139	140	141	142	143	144
NET EXPORTS	2.1	.5	1.0	2.1	3.7	.5	.1	.6
RE-EXPORTS	.6	.0	.2	.3	.0	-.0	.0	.0
IMPORTS	-33.3	-6.4	-32.7	-19.3	-1.9	-1.0	-.5	-1.3
INVENTORY CHANGE	1.6	.2	.4	.2	.8	.1	.7	2.3
OTH. FINAL DEMAND	119.0	19.6	28.2	12.1	.0	.0	.0	.0
IMPORT COEF.	.256864	.151494	.280522	.249054	.018552	.089160	.015201	.006068
RE-EXPORT COEF.	.233980	.071930	.152542	.122432	.000270	-.000000	.010309	.020062

AGRICULTURE	1	.006808	.006540	.006549	.006665	.007388	.007485	.008640	.008590
FORESTRY	2	.005109	.005090	.005207	.004860	.005648	.005531	.006861	.006848
FISHING,HUNTING	3	.000177	.000177	.000178	.000171	.000274	.000296	.000519	.000515
IRON MINES	4	.001942	.001950	.002119	.002168	.000375	.000418	.001055	.001044
BASE METAL MINES	5	.018928	.018158	.018125	.023743	.001840	.001964	.004631	.004594
URANIUM MINES	6	.001865	.001787	.001783	.002347	.000162	.000194	.000457	.000452
OTHER METAL MINES	7	.000256	.000234	.000324	.000253	.000119	.000120	.000133	.000133
COAL MINES	8	.001389	.001400	.001506	.001546	.017005	.014610	.004376	.004569
PETROLEUM,NAT.GAS	9	.003818	.003759	.003964	.003936	.012468	.013343	.010158	.010192
ASBESTOS MINES	10	.000073	.000072	.000077	.000081	.000282	.000088	.000383	.000380
AD NON-METAL MINE	11	.001314	.001313	.001680	.001355	.008124	.129660	.057559	.059185
MEAT PROCESSORS	12	.002065	.002067	.002055	.001953	.002165	.002179	.002306	.002289
POULTRY PROCESSOR	13	.000205	.000206	.000205	.000197	.000244	.000240	.000258	.000257
DAIRY FACTORIES	14	.001578	.001580	.001564	.001501	.001708	.001695	.001881	.001868
PROCESS CHEESE	15	.000111	.000112	.000112	.000107	.000128	.000128	.000157	.000156
FISH PROD. IND.	16	.000173	.000173	.000174	.000166	.000203	.000213	.000228	.000226
FRUIT&VEG.CANNERS	17	.000558	.000560	.000555	.000530	.000622	.000610	.000690	.000688
FEED MILLS	18	.000745	.000719	.000723	.000733	.000838	.000854	.001037	.001032
FLOUR MILLS	19	.000361	.000359	.000356	.000346	.000374	.000400	.000477	.000475
BREAKFAST CEREAL	20	.000052	.000053	.000052	.000049	.000049	.000049	.000065	.000065
BISCUIT MFG.	21	.000145	.000146	.000144	.000137	.000144	.000141	.000155	.000154
BAKERIES	22	.000721	.000724	.000716	.000683	.000772	.000755	.000818	.000815
CONFECTIONERY MFG	23	.000079	.000079	.000078	.000075	.000086	.000087	.000118	.000116
SUGAR REFINERIES	24	.000256	.000256	.000254	.000243	.000278	.000278	.000320	.000319
VEG. OIL MILLS	25	.000435	.000437	.000438	.000424	.000342	.000501	.000494	.000402
MISC. FOOD IND.	26	.000852	.000855	.000849	.000815	.000902	.000987	.002350	.002330
SOFT DRINKS MFG.	27	.000515	.000519	.000509	.000484	.000467	.000456	.000506	.000504
DISTILLERIES	28	.000386	.000389	.000376	.000353	.000167	.000206	.000244	.000236
BREWERY & WINERY	29	.001102	.001110	.001069	.001014	.000469	.000465	.000904	.000891
LEAF TOBACCO PROD	30	.000010	.000010	.000010	.000010	.000011	.000012	.000014	.000014
TOBACCO PROD.MFG.	31	.000014	.000014	.000015	.000014	.000019	.000019	.000023	.000023
RUBBER FOOTWEAR	32	.000206	.000208	.000196	.000179	.000029	.000029	.000040	.000039
TIRE & TUBE MFG.	33	.003897	.004629	.003886	.003663	.004969	.004854	.004874	.004881
OTH. RUBBER IND.	34	.015116	.015326	.014375	.013102	.001324	.001351	.002374	.002322
LEATHER TANNERIES	35	.000110	.000110	.000126	.000099	.000050	.000049	.000070	.000070
SHOE FACTORIES	36	.000024	.000024	.000025	.000024	.000053	.000052	.000051	.000052
GLOVE & LUGGAGE	37	.000323	.000324	.000320	.000288	.000112	.000114	.000279	.000276
COTTON YARN&CLOTH	38	.001925	.002012	.001943	.001920	.001565	.001461	.001775	.001773
WOOL YARN & CLOTH	39	.000347	.000360	.000348	.000324	.000206	.000204	.000261	.000260
SYN.TEXTILE MILLS	40	.002352	.002532	.002417	.002189	.000703	.000708	.000806	.000797

TABLE 16 IMPACT TABLE WITH IMPORT LEAKAGES - AGGREGATION L (SEE CHAPTER 4)

TABLE 16 IMPACT TABLE WITH IMPORT LEAKAGES - AGGREGATION L (SEE CHAPTER 4)

COMMODITY(COLUMNS)	RADIO & T.V. EQ.	BATTERIES	LIGHT BULBS & FIXTURES	OTHER ELEC. EQUIPMENT	CEMENT	LIME	PLASTER & GYPSUM	CONCRETE PROD.
INDUSTRY(ROWS)	137	138	139	140	141	142	143	144
CARPET,MAT,RUG 41	.000018	.000084	.000018	.000018	.000021	.000021	.000024	.000024
LINOL.&COATED FAB42	.000778	.000844	.000794	.000696	.000266	.000265	.000266	.000266
TXILE BAG&CANVAS43	.000335	.000335	.000337	.000313	.000472	.000606	.000400	.000401
OTH.TEXTILE IND. 44	.001173	.001291	.001198	.001170	.001038	.001008	.000917	.000919
HOSIERY MILLS 45	.000007	.000007	.000007	.000007	.000007	.000007	.000008	.000008
OTHER KNITTING 46	.000074	.000078	.000077	.000069	.000049	.000048	.000054	.000054
CLOTHING IND. 47	.000452	.000442	.000440	.000442	.000531	.000524	.000566	.000566
SAWMILLS 48	.002943	.002939	.003059	.002804	.001932	.001909	.002163	.002163
VEENEER & PLYWOOD 49	.000877	.000876	.000913	.000827	.000367	.000401	.001124	.001116
SASH&DOOR&PLANING50	.000574	.000574	.000586	.000566	.000472	.000486	.000683	.000681
OTHER WOOD IND. 51	.001476	.001446	.001650	.001608	.000675	.001069	.000898	.000901
HOUSE FURNITURE 52	.019669	.019825	.018546	.015802	.000187	.000189	.000222	.000222
OTH.FURNITURE IND53	.002989	.002788	.005738	.004435	.000201	.000201	.000280	.000279
PULP&PAPER MILLS 54	.013188	.013126	.013322	.012463	.017014	.016703	.021689	.021630
ASPHALT ROOFING 55	.000385	.000385	.000377	.000364	.000209	.000238	.000364	.000359
PAPER BOX&BAG MFG56	.012303	.012282	.012782	.011072	.031667	.030299	.013047	.013344
AD PAPER CONVERT.57	.002786	.002816	.002805	.002628	.003192	.003139	.002847	.002839
PRINT-PUBLISHING 58	.020982	.021037	.020427	.019643	.010192	.010122	.013807	.013641
IRON&STEEL MILLS 59	.037199	.037391	.040751	.041607	.005657	.006280	.019198	.018972
STEEL PIPE & TUBE60	.001513	.001540	.001840	.001559	.000850	.000855	.000981	.000979
IRON FOUNDRIES 61	.002282	.002321	.002811	.001113	.000546	.000676	.001239	.001233
SMELTING&REFINING62	.051246	.049107	.048964	.064590	.003644	.004448	.011038	.010914
ALUM.ROLL.CAST. 63	.011074	.010474	.010397	.025952	.000609	.000639	.001268	.001253
COPPER ROLL. CAST64	.017080	.015194	.015336	.019347	.000691	.000716	.000882	.000881
METAL ROLL. CAST.65	.006800	.006784	.006712	.006215	.000376	.000409	.000641	.000628
BOILER&PLATEWORKS66	.000750	.000744	.000855	.000966	.000388	.000404	.000450	.000448
FABR.STRUCT.METAL67	.002515	.002510	.002734	.002777	.001057	.001102	.001984	.001974
ORN.&ARCH.METAL 68	.001246	.001259	.001342	.001488	.000527	.000533	.000780	.000777
METAL STAMPING 69	.009827	.009786	.011098	.024219	.002502	.003116	.003169	.002898
WIRE & PROD. MFG.70	.006580	.006890	.007271	.006656	.005060	.005179	.021471	.021293
HARDWARE&CUTLERY 71	.003812	.003876	.003791	.005070	.002427	.002388	.002343	.002352
OTHER METAL IND 72	.009371	.008253	.017412	.015409	.002810	.002923	.004158	.004140
AD MACHINERY MFG.73	.004769	.004762	.005181	.005482	.006898	.007421	.006926	.006959
REFRIG.&STORE MCH74	.001776	.001795	.001810	.002199	.001175	.001162	.001221	.001218
AIRCRAFT & PARTS 75	.002065	.002070	.002025	.001972	.000683	.000828	.001073	.001069
MOTOR VEH. MFG. 76	.001251	.003394	.001467	.001163	.001092	.001096	.001213	.001214
VEHICLE PARTS MFG77	.037023	.036800	.067894	.008196	.004290	.004225	.004520	.004531
OTH.TRANSP.EQ.IND78	.001079	.001087	.001501	.001169	.000862	.000878	.001338	.001332
ELEC. APPLIANCE 79	.004392	.004474	.004513	.018232	.000551	.000559	.000577	.000577
COM.EQ.&WIRE MFG.80	.155395	.130266	.123270	.176062	.002784	.002776	.003955	.003947
ELEC. INDUST. EQ.81	.026618	.026514	.039114	.149226	.001670	.001653	.001769	.001777
OTH.ELEC.PROD.IND82	.962201	.972636	.907172	.771043	.003296	.003260	.003236	.003245
CEMENT&LIME MFG. 83	.000447	.000446	.000565	.000463	.991855	.818663	.168749	.180821
CONCRETE&GYPSUM 84	.000644	.000641	.000671	.000657	.001863	.018044	1.006651	.994861
CLAY,STONE&REFRAC85	.001161	.001151	.001425	.001735	.002085	.001801	.001114	.001852
GLASS&PROD. MFG. 86	.009785	.010155	.035787	.008170	.000517	.000524	.000668	.000665
OTH.NON-METAL MIN87	.001142	.001126	.001214	.001357	.006615	.001158	.008399	.008346
PETR. PROD. IND. 88	.008723	.008588	.009057	.008800	.021032	.025290	.026840	.026768
EXPLOSIVES&AMMUN.89	.000530	.000520	.000547	.000586	.000614	.003021	.001635	.001666
MIXED FERTILIZER 90	.000162	.000158	.000168	.000161	.000152	.000205	.000201	.000200

TABLE 16 IMPACT TABLE WITH IMPORT LEAKAGES - AGGREGATION L (SEE CHAPTER 4)

COMMODITY(COLUMNS) INDUSTRY(ROWS)	RADIO & T.V. EQ. 137	BATTERIES 138	LIGHT BULBS & FIXTURES 139	OTHER ELEC. EQUIPMENT 140	CEMENT 141	LIME 142	PLASTER & GYPSUM 143	CONCRETE PROD. 144
PLASTIC RESIN MFG91	.011636	.011412	.011235	.010211	.001340	.001617	.001815	.001587
PHARMACEUTICAL 92	.000421	.000420	.000438	.000421	.000968	.000991	.000917	.000919
PAINT & VARNISH 93	.006300	.006546	.006225	.006157	.004064	.004073	.010457	.004580
SOAPS & CLEANERS 94	.001268	.001265	.001308	.001266	.002739	.002766	.002665	.002632
TOILET PREP.MFG. 95	.000156	.000157	.000160	.000159	.000261	.000257	.000293	.000291
OTH.CHEMICALS IND96	.017835	.017911	.018394	.016585	.011788	.061872	.018194	.017900
MISC. MFG.IND. 97	.016547	.015020	.025494	.014404	.008866	.008329	.008410	.008416
CONSTRUCTION 98	.013285	.013187	.013463	.013370	.018525	.018556	.021947	.021924
WH.&RETAIL TRADE 99	.059782	.052058	.052700	.061763	.067530	.068081	.084675	.084555
TRANSP.& STORAGE100	.051696	.052158	.051661	.048966	.061484	.061720	.125334	.124575
COMMUNICATIONS 101	.018822	.018630	.018333	.018450	.011801	.011805	.016012	.015906
UTILITIES 102	.016954	.016730	.017525	.017945	.075063	.069075	.034022	.034702
FIN.INSUR.RL.EST103	.041562	.040678	.040226	.040677	.033422	.033620	.032719	.032702
HEALTH&EDUCATION104	.000000	.000000	.000000	.000000	.000000	.000000	.000000	.000000
BUSINESS SERVICE105	.010954	.011055	.010708	.010967	.007106	.007026	.009687	.009605
HOTEL,RESTAURANT106	.018223	.018393	.017687	.016667	.007737	.007578	.010812	.010647
OTHER SERVICES 107	.013196	.013271	.013231	.013157	.020127	.020170	.026989	.026907
OFFICE SUPPLIES 108	.007995	.007823	.007842	.008176	.004654	.004811	.007242	.007194
ADVTG.AND TRAVEL109	.058280	.058826	.056525	.053237	.023908	.023378	.033299	.032770
OPERATING SUPPL.110	.046999	.046657	.049367	.048301	.134312	.130447	.119445	.120102
NON-COMP. IMPORTS111	.001704	.001777	.001686	.001592	.001175	.001185	.001481	.001474
BAL.PAYMENT ADJ.112	.000000	.000000	.000000	.000000	.000000	.000000	.000000	.000000
COMMODITY TAXES 113	.007231	.007121	.007165	.007145	.011574	.012265	.017149	.017116
SUBSIDIES 114	-.003676	-.003591	-.003599	-.003634	-.007008	-.006539	-.006441	-.006455
INDIR.TX+GOV.SER115	.022283	.022234	.022192	.023090	.030589	.031877	.033529	.033545
WAGES + SALARIES116	.517182	.511556	.518894	.531572	.362427	.376239	.499718	.497881
NET-INC.UNINCORP117	.023963	.023138	.023182	.023621	.021609	.024456	.035158	.035010
SURPLUS 118	.234698	.234255	.233082	.230609	.476002	.455521	.287815	.290898
SUB TOT(111-118)119	.803386	.796492	.802601	.813995	.896367	.895004	.868409	.869470

TABLE 16 IMPACT TABLE WITH IMPORT LEAKAGES - AGGREGATION L (SEE CHAPTER 4)

TABLE 16 IMPACT TABLE WITH IMPORT LEAKAGES - AGGREGATION L (SEE CHAPTER 4)

COMMODITY (COLUMNS)	CLAY REFRACTORIES PRODUCTS	STONE PRODUCTS	GLASS & GLASS PRD.	MIN. WOOL & INSUL.	ASBESTOS PROD.	OTH. MINERAL PROD.	GASOLINE	
INDUSTRY (ROWS)	145	146	147	148	149	150	151	152
NET EXPORTS	1.3	4.5	.1	1.2	.1	.8	27.5	2.2
RE-EXPORTS	.1	.1	.0	.4	.0	.1	.1	-.0
IMPORTS	-42.7	-17.5	-4.9	-63.9	-.8	-6.9	-12.9	-13.9
INVENTORY CHANGE	1.7	1.1	.4	4.8	.1	-.0	.3	-2.3
OTH. FINAL DEMAND	22.2	.0	5.8	30.5	.0	2.4	1.7	267.7
IMPORT COEF.	.431734	.533884	.274065	.354687	.037006	.180816	.348164	.024663
RE-EXPORT COEF.	.098862	.027796	.065574	.270421	.012821	.076659	.002215	-.000000
AGRICULTURE 1	.009888	.007036	.007001	.006850	.006859	.006831	.006856	.005886
FORESTRY 2	.005278	.005317	.005420	.006474	.006017	.006214	.006000	.002135
FISHING, HUNTING 3	.000257	.000256	.000252	.000203	.000239	.000222	.000226	.000131
IRON MINES 4	.001093	.001157	.001077	.000608	.000589	.000546	.000611	.000679
BASE METAL MINES 5	.017637	.019431	.022980	.004568	.043305	.045669	.043956	.002353
URANIUM MINES 6	.000442	.000466	.000495	.000425	.000685	.000686	.000743	.000195
OTHER METAL MINES 7	.000112	.000115	.000119	.000153	.000151	.000146	.000149	.000181
COAL MINES 8	.005641	.006120	.005605	.001056	.002294	.002136	.002159	.000816
PETROLEUM, NAT. GAS 9	.012107	.012594	.012014	.009385	.008666	.008776	.008491	.306965
ASBESTOS MINES 10	.000334	.000816	.005543	.000176	.033967	.036352	.034124	.000132
AD NON-METAL MINE 11	.026704	.029403	.028716	.014572	.024446	.022410	.021755	.001544
MEAT PROCESSORS 12	.002127	.002114	.002083	.001901	.001923	.001935	.001942	.000871
POULTRY PROCESSOR 13	.000237	.000236	.000233	.000192	.000211	.000209	.000211	.000094
DAIRY FACTORIES 14	.001744	.001704	.001680	.001369	.001541	.001529	.001546	.000688
PROCESS CHEESE 15	.000124	.000126	.000125	.000106	.000116	.000114	.000115	.000052
FISH PROD. IND. 16	.000203	.000200	.000196	.000175	.000181	.000180	.000181	.000099
FRUIT & VEG. CANNERS 17	.000606	.000611	.000604	.000488	.000553	.000548	.000553	.000241
FEED MILLS 18	.001084	.000807	.000802	.000782	.000784	.000778	.000779	.000622
FLOUR MILLS 19	.000410	.000378	.000392	.000332	.000486	.000492	.000488	.000279
BREAKFAST CEREAL 20	.000052	.000051	.000051	.000040	.000049	.000048	.000049	.000021
BISCUIT MFG. 21	.000147	.000146	.000145	.000115	.000135	.000135	.000137	.000062
BAKERIES 22	.000765	.000768	.000759	.000608	.000693	.000689	.000696	.000301
CONFECTIONERY MFG 23	.000082	.000083	.000082	.000075	.000080	.000079	.000080	.000035
SUGAR REFINERIES 24	.000280	.000275	.000272	.000225	.000253	.000251	.000253	.000119
VEG. OIL MILLS 25	.000375	.000412	.000400	.000549	.000536	.000563	.000587	.000390
MISC. FOOD IND. 26	.000914	.000928	.000925	.000813	.000990	.000930	.000958	.000513
SOFT DRINKS MFG. 27	.000497	.000494	.000489	.000384	.000452	.000451	.000457	.000189
DISTILLERIES 28	.000262	.000256	.000252	.000197	.000256	.000263	.000275	.000139
BREWERY & WINERY 29	.000749	.000714	.000717	.000471	.000744	.000759	.000764	.000262
LEAF TOBACCO PROC 30	.000013	.000012	.000011	.000011	.000011	.000011	.000011	.000006
TOBACCO PROD. MFG. 31	.000018	.000019	.000018	.000017	.000017	.000016	.000016	.000009
RUBBER FOOTWEAR 32	.000028	.000026	.000026	.000035	.000028	.000029	.000038	.000014
TIRE & TUBE MFG. 33	.003863	.003978	.003931	.003655	.003634	.003549	.003611	.001986
OTH. RUBBER IND. 34	.001491	.001373	.001467	.001443	.002227	.013561	.052341	.000851
LEATHER TANNERIES 35	.000048	.000047	.000047	.000060	.000051	.000170	.000052	.000027
SHOE FACTORIES 36	.000042	.000043	.000043	.000038	.000037	.000037	.000036	.000021
GLOVE & LUGGAGE 37	.000137	.000132	.000135	.000137	.000161	.001273	.000169	.000063
COTTON YARN & CLOTH 38	.001323	.001409	.002975	.001527	.012405	.013391	.013075	.000509
WOOL YARN & CLOTH 39	.000210	.000170	.000188	.000389	.000298	.000420	.000687	.000084
SYN. TEXTILE MILLS 40	.000827	.000699	.001032	.028065	.003060	.003444	.003693	.000370

TABLE 16 IMPACT TABLE WITH IMPORT LEAKAGES - AGGREGATION L (SEE CHAPTER 4)

COMMODITY (COLUMNS)	CLAY REFRACTORIES PRODUCTS		STONE PRODUCTS	GLASS & GLASS PROD.	MIN. WOOL & INSUL.	ASBESTOS PROD.	OTH. MINERAL PROD.	GASOLINE
INDUSTRY (ROWS)	145	146	147	148	149	150	151	152
CARPET, MAT, RUG 41	.000023	.000023	.000023	.000021	.000024	.000023	.000023	.000034
LINOL. & COATED FAB 42	.000227	.000230	.000269	.000429	.000512	.000558	.000540	.000193
TEXTILE BAG & CANVAS 43	.000522	.000538	.000608	.000503	.001040	.001094	.001064	.000179
OTH. TEXTILE IND. 44	.000804	.000737	.000808	.001111	.001245	.002417	.001740	.000357
HOSIERY MILLS 45	.000007	.000007	.000007	.000014	.000010	.000011	.000012	.000003
OTHER KNITTING 46	.000054	.000042	.000046	.000080	.000069	.000088	.000100	.000025
CLOTHING IND. 47	.000646	.000464	.000474	.000707	.000528	.000594	.000748	.000211
SAWMILLS 48	.001638	.001601	.001761	.002540	.002737	.002814	.002728	.001452
VENEER & PLYWOOD 49	.000465	.000473	.000485	.000724	.000578	.000584	.000541	.000556
SASH & DOOR & PLANING 50	.000553	.000560	.000557	.000932	.000535	.000527	.000524	.000801
OTHER WOOD IND. 51	.001782	.001875	.001779	.004930	.001158	.001168	.001216	.000465
HOUSE FURNITURE 52	.000362	.000196	.000195	.000451	.000188	.000186	.000189	.000148
OTH. FURNITURE IND 53	.000214	.000198	.000198	.002745	.000204	.000199	.000205	.000143
PULP & PAPER MILLS 54	.011138	.011070	.011845	.019962	.016844	.017597	.016912	.003348
ASPHALT ROOFING 55	.000242	.000295	.000725	.000260	.003344	.014094	.003370	.000369
PAPER BOX & BAG MFG 56	.012570	.013005	.013462	.033268	.016126	.016668	.016389	.002423
AD PAPER CONVERT. 57	.002462	.002323	.002613	.003776	.004388	.004623	.005333	.000980
PRINT-PUBLISHING 58	.016524	.015436	.015227	.010726	.013848	.014001	.014364	.006707
IRON & STEEL MILLS 59	.007885	.008125	.008045	.010625	.008424	.007583	.008947	.006554
STEEL PIPE & TUBE 60	.000831	.000852	.000840	.000888	.000796	.000750	.000947	.001665
IRON FOUNDRIES 61	.000702	.000729	.000755	.000622	.000930	.000893	.000948	.000545
SMELTING & REFINING 62	.011485	.012141	.012942	.011224	.018235	.018324	.019906	.004939
ALUM. ROLL. CAST. 63	.000787	.000735	.000744	.002490	.001097	.000810	.000993	.000566
COPPER ROLL. CAST 64	.000903	.000822	.000878	.000852	.001357	.001227	.001424	.000541
METAL ROLL. CAST. 65	.000600	.000582	.000600	.000669	.000821	.000749	.004525	.000374
BOILER & PLATE WORKS 66	.000435	.000443	.000430	.000383	.000383	.000344	.000404	.000455
FABR. STRUCT. METAL 67	.001972	.002061	.001937	.001506	.001259	.001071	.001506	.001281
ORN. & ARCH. METAL 68	.000660	.000674	.000658	.010027	.000586	.000547	.000608	.000762
METAL STAMPING 69	.003774	.003913	.003820	.016354	.004082	.004091	.004347	.008680
WIRE & PROD. MFG. 70	.004092	.004367	.005080	.004592	.009935	.009167	.009180	.001947
HARDWARE & CUTLERY 71	.001944	.002022	.002013	.001927	.001930	.001900	.018122	.000940
OTHER METAL IND 72	.003038	.003088	.003033	.002899	.003029	.002616	.003295	.002333
AD MACHINERY MFG. 73	.006954	.007326	.007062	.005100	.005397	.005113	.005246	.003985
REFRIG. & STORE MCH 74	.000960	.000951	.000994	.001638	.001322	.001291	.001328	.001269
AIRCRAFT & PARTS 75	.000915	.000915	.000909	.000662	.021177	.000864	.000924	.000883
MOTOR VEH. MFG. 76	.001001	.001040	.001019	.000945	.000892	.000856	.000884	.000493
VEHICLE PARTS MFG 77	.003563	.003730	.003654	.008344	.003214	.003043	.003508	.001870
OTH. TRANSP. EQ. IND 78	.000931	.000951	.000930	.000764	.000815	.000763	.000798	.001071
ELEC. APPLIANCE 79	.000662	.000654	.000629	.000508	.000485	.000450	.000486	.000399
COM. EQ. & WIRE MFG. 80	.004221	.003242	.003158	.002683	.002971	.002511	.002804	.001783
ELEC. INDUST. EQ. 81	.007989	.008340	.007436	.001437	.001422	.001282	.001342	.000820
OTH. ELEC. PROD. IND 82	.011506	.003240	.003133	.005010	.002487	.002394	.002463	.001702
CEMENT & LIME MFG. 83	.003708	.004861	.006497	.004670	.021387	.012296	.013509	.000717
CONCRETE & GYPSUM 84	.006486	.011314	.013840	.001093	.060286	.001556	.012980	.001524
CLAY, STONE & REFRACT 85	.929679	1.004009	.875298	.006487	.014003	.004919	.004266	.000390
GLASS & PROD. MFG. 86	.000579	.000518	.000581	1.042054	.001013	.001016	.000985	.000396
OTH. NON-METAL MIN 87	.007841	.021033	.151031	.003825	.932735	.995986	.937102	.000687
PETR. PROD. IND. 88	.026442	.026848	.025406	.023078	.017174	.017087	.016518	1.018147
EXPLOSIVES & AMMUN. 89	.001471	.001610	.001672	.001108	.002011	.002043	.001975	.001027
MIXED FERTILIZER 90	.000210	.000176	.000179	.000470	.000214	.000217	.000218	.000140

TABLE 16 IMPACT TABLE WITH IMPORT LEAKAGES - AGGREGATION L (SEE CHAPTER 4)

TABLE 16 IMPACT TABLE WITH IMPORT LEAKAGES - AGGREGATION L (SEE CHAPTER 4)

COMMODITY(COLUMNS)	CLAY REFRACTORIES PRODUCTS		STONE PRODUCTS	GLASS & GLASS PROD.	MIN. WOOL & INSUL.	ASBESTOS PROD.	OTH. MINERAL PROD.	GASOLINE
INDUSTRY(ROWS)	145	146	147	148	149	150	151	152
PLASTIC RESIN MFG91	.001427	.001568	.002630	.002064	.009547	.010385	.010133	.001682
PHARMACEUTICAL 92	.000753	.000793	.000798	.000802	.000855	.000853	.000844	.000416
PAINT & VARNISH 93	.006513	.008214	.006551	.004369	.004052	.004086	.004371	.001808
SOAPS & CLEANERS 94	.002120	.002246	.002205	.002002	.002028	.001998	.002001	.000980
TOILET PREP.MFG. 95	.000219	.000228	.000227	.000189	.000226	.000222	.000222	.000135
OTH.CHEMICALS IND96	.015827	.021971	.017662	.046739	.022035	.023787	.026293	.026131
MISC. MFG.IND. 97	.007140	.007251	.007383	.013107	.008867	.008263	.008510	.004824
CONSTRUCTION 98	.021455	.021749	.021422	.017085	.019319	.019151	.018834	.039402
WH.&RETAIL TRADE 99	.150446	.066115	.065318	.064169	.060205	.058822	.059028	.031476
TRANSP.& STORAGE100	.064468	.065905	.064192	.058796	.054910	.050806	.050959	.109952
COMMUNICATIONS 101	.018287	.016590	.016360	.011881	.014811	.014797	.014950	.008370
UTILITIES 102	.039218	.041965	.049172	.029380	.092305	.096404	.092275	.020414
FIN.INSUR.RL. EST103	.034229	.030744	.031638	.031820	.037061	.037606	.037240	.074977
HEALTH&EDUCATION104	.000000	.000000	.000000	.000000	.000000	.000000	.000000	.000001
BUSINESS SERVICE105	.010765	.010486	.010377	.006240	.009663	.009612	.009727	.011264
HOTEL,RESTAURANT106	.012457	.011829	.011774	.007697	.011385	.011586	.011899	.004422
OTHER SERVICES 107	.018992	.019529	.019010	.013085	.015948	.015182	.015255	.009448
OFFICE SUPPLIES 108	.008279	.007351	.007115	.005463	.005666	.005545	.005669	.005263
ADVTG.AND TRAVEL109	.039297	.037237	.037077	.023864	.035914	.036610	.037627	.012983
OPERATING SUPPL.110	.098121	.103520	.101590	.091578	.087758	.085520	.085100	.039679
NON-COMP. IMPORTS111	.001130	.001139	.001856	.001175	.006217	.007035	.008230	.000502
BAL. PAYMENT ADJ.112	.000000	.000000	.000000	.000000	.000000	.000000	.000000	.000000
COMMODITY TAXES 113	.012249	.011678	.011207	.007876	.008341	.007701	.007773	.007422
SUBSIDIES 114	-.005904	-.005012	-.004842	-.003419	-.003798	-.003642	-.003657	-.004260
INDIR. TX+GOV. SER115	.029995	.029084	.029114	.025115	.029209	.029003	.028654	.028060
WAGES + SALARIES116	.542013	.541788	.538908	.547092	.516319	.513628	.513385	.242012
NET-INC.UNINCORP117	.041478	.033261	.031854	.021974	.022768	.021999	.022212	.026281
SURPLUS 118	.237477	.238372	.245508	.246541	.292788	.297183	.295140	.355741
SUB TOT(111-118)119	.858438	.850310	.853605	.846354	.871844	.872906	.871737	.655758

TABLE 16 IMPACT TABLE WITH IMPORT LEAKAGES - AGGREGATION L (SEE CHAPTER 4)

COMMODITY (COLUMNS)	FUEL OIL	LUB.OIL & GREASE	OTH.PETROL. PROD.	EXPLOSIVES & AMMUN.	FERTILIZERS	PLASTIC, SYN.RESIN	PHARM & MEDICINES	PAINT & REL. PROD.
INDUSTRY (ROWS)	153	154	155	156	157	158	159	160
NET EXPORTS	2.9	.0	5.2	4.0	3.5	30.7	8.8	1.3
RE-EXPORTS	.1	.1	.0	1.0	.0	.2	.5	.1
IMPORTS	-90.9	-19.2	-13.8	-6.1	-16.0	-65.5	-38.1	-7.5
INVENTORY CHANGE	9.8	1.4	.8	-5.4	.8	2.1	4.2	1.2
OTH. FINAL DEMAND	253.8	9.1	9.4	23.0	1.8	1.0	143.7	15.1
IMPORT COEF.	.150426	.267362	.109475	.085559	.231816	.398424	.190593	.045611
RE-EXPORT COEF.	.040885	.884298	.005003	.194179	.008137	.007636	.056337	.070370
AGRICULTURE 1	.005886	.005965	.006528	.007800	.015714	.009659	.028948	.013373
FORESTRY 2	.002135	.002246	.002918	.007143	.008484	.011413	.008726	.005280
FISHING,HUNTING 3	.000131	.000141	.000157	.000205	.000377	.000281	.000787	.000490
IRON MINES 4	.000721	.000698	.002646	.000768	.000477	.000588	.000500	.001016
BASE METAL MINES 5	.002379	.002639	.004067	.013997	.004402	.005254	.002202	.005624
URANIUM MINES 6	.000197	.000220	.000344	.001370	.000417	.000492	.000216	.000482
OTHER METAL MINES 7	.000181	.000180	.000192	.000246	.000113	.000178	.000252	.000117
COAL MINES 8	.000832	.001042	.002523	.002187	.001783	.002612	.000786	.001586
PETROLEUM,NAT.GAS 9	.306714	.293143	.302844	.014291	.009800	.016447	.005062	.014380
ASBESTOS MINES 10	.000132	.000131	.000273	.000061	.000135	.000088	.000090	.000709
AO NON-METAL MINE 11	.001547	.002339	.003423	.002250	.051158	.005367	.001793	.006741
MEAT PROCESSORS 12	.000872	.000954	.001121	.002759	.013752	.003509	.018299	.004811
POULTRY PROCESSOR 13	.000094	.000097	.000109	.000154	.000367	.000196	.000685	.000278
DAIRY FACTORIES 14	.000689	.000725	.000827	.001132	.001904	.001916	.004872	.003474
PROCESS CHEESE 15	.000052	.000054	.000061	.000099	.000140	.000114	.000305	.000153
FISH PROD. IND. 16	.000099	.000114	.000136	.000198	.000486	.000321	.001008	.000663
FRUIT&VEG.CANNERS 17	.000242	.000249	.000279	.000411	.000687	.000520	.001729	.000775
FEED MILLS 18	.000622	.000635	.000694	.000876	.002431	.001073	.000791	.001443
FLOUR MILLS 19	.000279	.000306	.000355	.001516	.000663	.000527	.001895	.000603
BREAKFAST CEREAL 20	.000021	.000022	.000025	.000049	.000061	.000049	.000193	.000077
BISCUIT MFG. 21	.000062	.000063	.000070	.000093	.000158	.000126	.000412	.000208
BAKERIES 22	.000301	.000309	.000345	.000484	.000934	.000642	.002071	.000995
CONFECTIONERY MFG 23	.000035	.000038	.000046	.000148	.000127	.000181	.000580	.000266
SUGAR REFINERIES 24	.000119	.000128	.000147	.000215	.000354	.000286	.003045	.000397
VEG. OIL MILLS 25	.000390	.000552	.000786	.002852	.001110	.007240	.003856	.015387
MISC. FOOD IND. 26	.000513	.000596	.000716	.001594	.001941	.001753	.019424	.001671
SOFT DRINKS MFG. 27	.000189	.000195	.000219	.000317	.000576	.000434	.001518	.000743
DISTILLERIES 28	.000139	.000181	.000233	.001553	.000643	.001298	.003545	.001436
BREWERY & WINERY 29	.000262	.000273	.000335	.000473	.000905	.000793	.006223	.001755
LEAF TOBACCO PROC 30	.000006	.000007	.000008	.000012	.000174	.000016	.000226	.000016
TOBACCO PROD.MFG. 31	.000009	.000009	.000010	.000015	.000018	.000015	.000017	.000015
RUBBER FOOTWEAR 32	.000014	.000015	.000016	.000029	.000029	.000028	.000032	.000105
TIRE & TUBE MFG. 33	.001987	.002009	.002137	.002895	.003908	.002993	.002206	.003469
OTH. RUBBER IND. 34	.000851	.000887	.000948	.001530	.002178	.001783	.001303	.009991
LEATHER TANNERIES 35	.000027	.000027	.000030	.000047	.000051	.000091	.000105	.000056
SHOE FACTORIES 36	.000021	.000021	.000023	.000027	.000039	.000030	.000028	.000024
GLOVE & LUGGAGE 37	.000063	.000065	.000084	.000124	.000156	.000478	.000442	.000249
COTTON YARN&CLOTH 38	.000509	.000532	.000592	.004434	.001391	.003592	.002365	.001534
WOOL YARN & CLOTH 39	.000084	.000088	.000108	.000299	.000291	.000684	.000298	.000280
SYN.TEXTILE MILLS 40	.000370	.000396	.000525	.002701	.001023	.026348	.001798	.002075

TABLE 16 IMPACT TABLE WITH IMPORT LEAKAGES - AGGREGATION L (SEE CHAPTER 4)

TABLE 16 IMPACT TABLE WITH IMPORT LEAKAGES - AGGREGATION L (SEE CHAPTER 4)

COMMODITY (COLUMNS)	FUEL OIL	LUB.OIL & GREASE	OTH.PETROL. PROD.	EXPLOSIVES & AMMUN.	FERTILIZERS	PLASTIC, SYN.RESIN	PHARM & MEDICINES	PAINT & REL. PROD.
INDUSTRY (ROWS)	153	154	155	156	157	158	159	160
CARPET, MAT, RUG 41	.000034	.000034	.000032	.000026	.000036	.000026	.000021	.000019
LINOL. & COATED FAB 42	.000193	.000198	.000204	.000350	.000455	.000303	.000492	.000365
TEXTILE BAG & CANVAS 43	.000179	.000225	.000278	.000502	.001286	.002679	.000694	.000754
OTH. TEXTILE IND. 44	.000357	.000370	.000457	.001096	.001250	.001276	.001066	.000869
HOSIERY MILLS 45	.000003	.000004	.000004	.000008	.000007	.000028	.000007	.000007
OTHER KNITTING 46	.000025	.000026	.000028	.000048	.000054	.000089	.000062	.000048
CLOTHING IND. 47	.000211	.000216	.000239	.000377	.000458	.000665	.000424	.000394
SAWMILLS 48	.001452	.001459	.001623	.002078	.002510	.002482	.001936	.001414
VENEER & PLYWOOD 49	.000556	.000551	.000612	.000569	.000670	.000578	.000434	.000391
SASH & DOOR & PLANING 50	.000800	.000789	.000763	.000569	.000924	.000614	.000453	.000491
OTHER WOOD IND. 51	.000466	.000527	.001714	.003106	.001183	.001942	.001311	.000960
HOUSE FURNITURE 52	.000148	.000149	.000155	.000182	.000231	.000178	.000196	.000149
OTH. FURNITURE IND 53	.000143	.000144	.000148	.000181	.000232	.000179	.000276	.000166
PULP & PAPER MILLS 54	.003349	.003812	.006034	.025329	.029002	.044280	.028789	.016684
ASPHALT ROOFING 55	.000369	.000408	.017665	.000335	.000519	.001731	.000277	.003054
PAPER BOX & BAG MFG 56	.002424	.003120	.004090	.024559	.055721	.028085	.028362	.013239
AD PAPER CONVERT. 57	.000980	.001060	.001260	.006630	.005282	.004531	.010135	.005916
PRINT-PUBLISHING 58	.006707	.006895	.007591	.011314	.018210	.015199	.062070	.030765
IRON & STEEL MILLS 59	.007402	.007009	.045556	.008670	.007427	.009098	.008073	.018335
STEEL PIPE & TUBE 60	.001664	.001628	.001631	.000849	.001057	.000817	.000716	.000822
IRON FOUNDRIES 61	.000550	.000559	.000793	.000685	.000688	.000509	.000452	.000517
SMELTING & REFINING 62	.005002	.005633	.009011	.037431	.010932	.013091	.005089	.012749
ALUM. ROLL. CAST. 63	.000566	.000590	.000629	.002634	.000778	.008076	.001163	.001930
COPPER ROLL. CAST 64	.000541	.000562	.000554	.012454	.000761	.000701	.000773	.000621
METAL ROLL. CAST. 65	.000375	.000413	.000491	.001564	.000904	.000789	.000592	.002122
BOILER & PLATEWORKS 66	.000455	.000453	.000454	.000454	.000485	.000483	.000590	.000626
FABR. STRUCT. METAL 67	.001282	.001273	.001298	.001462	.001413	.001118	.001126	.001173
DRN. & ARCH. METAL 68	.000762	.000753	.000734	.001000	.000800	.000603	.000860	.000541
METAL STAMPING 69	.008676	.009006	.008886	.011080	.004977	.009977	.015281	.047223
WIRE & PROD. MFG. 70	.001949	.001985	.002179	.003271	.003844	.003314	.002729	.004148
HARDWARE & CUTLERY 71	.000941	.000951	.001032	.001316	.001786	.001319	.001065	.000971
OTHER METAL IND 72	.002336	.002359	.002481	.005887	.002920	.003171	.003987	.003522
AD MACHINERY MFG. 73	.003989	.003969	.004350	.004146	.005285	.003917	.003521	.003179
REFRIG. & STORE MCH 74	.001269	.001263	.001288	.002516	.001313	.001496	.004047	.001433
AIRCRAFT & PARTS 75	.000883	.000873	.000888	.065100	.000927	.000866	.001723	.001028
MOTOR VEH. MFG. 76	.000493	.000509	.000548	.000791	.000943	.000795	.000822	.000750
VEHICLE PARTS MFG 77	.001872	.003013	.002004	.002995	.003501	.002415	.002014	.001913
OTH. TRANSP. EQ. IND 78	.001072	.001055	.001025	.000709	.001248	.000768	.001165	.000899
ELEC. APPLIANCE 79	.000400	.000401	.000416	.000532	.000535	.000459	.000551	.000507
COM. EQ. & WIRE MFG. 80	.001784	.001795	.001848	.004218	.002814	.002172	.002273	.001915
ELEC. INDUST. EQ. 81	.000821	.000827	.000878	.001156	.001370	.001088	.001063	.000883
OTH. ELEC. PROD. IND 82	.001703	.001738	.001842	.002346	.003863	.002419	.002033	.002061
CEMENT & LIME MFG. 83	.000719	.000761	.000865	.000534	.003087	.000822	.000596	.002028
CONCRETE & GYPSUM 84	.001523	.001506	.001455	.000893	.002222	.001104	.000998	.005467
CLAY, STONE & REFRACT 85	.000398	.000414	.001458	.000423	.001665	.001852	.000534	.000833
GLASS & PROD. MFG. 86	.000396	.000421	.000466	.000681	.000724	.000783	.027113	.000783
OTH. NON-METAL MIN 87	.000688	.000743	.001000	.000811	.002103	.001093	.000776	.016542
PETR. PROD. IND. 88	1.017301	.970595	.810978	.018495	.023144	.037853	.012957	.036300
EXPLOSIVES & AMMUN. 89	.001027	.001050	.001209	1.051260	.002648	.003636	.000407	.000780
MIXED FERTILIZER 90	.000141	.000170	.000221	.010236	1.229567	.000403	.000472	.000344

TABLE 16 IMPACT TABLE WITH IMPORT LEAKAGES - AGGREGATION L (SEE CHAPTER 4)

COMMODITY(COLUMNS)	FUEL OIL	LUB.OIL & GREASE	OTH.PETROL. PROD.	EXPLOSIVES & AMMUN.	FERTILIZERS	PLASTIC, SYN.RESIN	PHARM & MEDICINES	PAINT & REL. PROD.
INDUSTRY(ROWS)	153	154	155	156	157	158	159	160
PLASTIC RESIN MFG91	.001681	.002000	.007151	.014306	.004808	.796386	.003222	.046305
PHARMACEUTICAL 92	.000416	.000482	.000562	.000765	.001054	.001093	.962033	.000844
PAINT & VARNISH 93	.001809	.002056	.005007	.002753	.003676	.019677	.002091	.953211
SOAPS & CLEANERS 94	.000981	.001089	.001305	.005025	.002605	.003735	.006297	.008226
TOILET PREP.MFG. 95	.000135	.000142	.000152	.000290	.000269	.000408	.031459	.000464
OTH.CHEMICALS IND96	.026158	.078317	.126947	.081287	.198813	.296476	.049261	.163073
MISC. MFG.IND. 97	.004824	.004875	.004821	.011350	.007137	.013567	.022623	.007075
CONSTRUCTION 98	.039382	.038541	.036226	.019552	.037795	.023507	.016680	.015962
WH.&RETAIL TRADE 99	.031503	.032403	.035401	.053952	.067059	.056448	.066084	.055109
TRANSP.& STORAGE100	.109907	.107359	.097501	.046132	.129391	.058194	.059477	.061381
COMMUNICATIONS 101	.008371	.008533	.009207	.011380	.017883	.015935	.034502	.021502
UTILITIES 102	.020434	.022631	.025905	.026844	.030773	.042613	.014462	.022829
FIN.INSUR.RL.EST103	.074931	.072804	.074859	.048510	.035393	.031378	.042235	.038101
HEALTH&EDUCATION104	.000001	.000001	.000001	.000000	.000000	.000000	.000000	.000000
BUSINESS SERVICE105	.011261	.011074	.011717	.005294	.007674	.008612	.033903	.015731
HOTEL,RESTAURANT106	.004423	.004579	.005167	.007463	.014948	.012638	.061582	.028784
OTHER SERVICES 107	.009451	.009810	.010729	.010445	.016373	.014611	.029339	.019990
OFFICE SUPPLIES 108	.005262	.005292	.005508	.007194	.006708	.005920	.009730	.008124
ADVTG.AND TRAVEL109	.012985	.013511	.015443	.023283	.046912	.040017	.199293	.092504
OPERATING SUPPL.110	.039727	.040373	.044721	.060588	.088287	.064009	.044957	.041514
NON-COMP.IMPORTS111	.000502	.000575	.000678	.002411	.001452	.003201	.005021	.001807
BAL.PAYMENT ADJ.112	.000000	.000000	.000000	.000000	.000000	.000000	.000000	.000000
COMMODITY TAXES 113	.007422	.007377	.007400	.006459	.011418	.007228	.012511	.008094
SUBSIDIES 114	-.004263	-.004267	-.004429	-.003229	-.006019	-.003981	-.005099	-.004161
INDIR.TX+GOV.SER115	.028054	.028029	.028982	.024525	.030855	.025357	.027829	.025811
WAGES + SALARIES116	.242177	.248850	.269252	.593635	.432735	.397486	.510244	.458214
NET-INC.UNINCORP117	.026273	.025979	.026493	.019690	.028407	.021892	.047168	.029124
SURPLUS 118	.355714	.358315	.370266	.215679	.243025	.340564	.275943	.248750
SUB TOT(111-118)119	.655880	.664857	.698643	.859169	.741873	.791747	.873616	.767638

TABLE 16 IMPACT TABLE WITH IMPORT LEAKAGES - AGGREGATION L (SEE CHAPTER 4)

TABLE 16 IMPACT TABLE WITH IMPORT LEAKAGES - AGGREGATION L (SEE CHAPTER 4)

COMMODITY(COLUMNS)	SOAPS & CLEANERS	VEG. OILS & REF.GLY.	TOILET & COSMETICS	PIGMENT DYE & INK	INORGANIC CHEMICALS	ORGANIC CHEMICALS	IND. CHEM. PRODUCTS	HOUSEHOLD CHEM. PROD.
INDUSTRY(ROWS)	161	162	163	164	165	166	167	168
NET EXPORTS	.4	2.8	.2	3.0	16.1	30.0	113.9	.6
RE-EXPORTS	.0	.0	.0	.5	.4	.2	.6	.0
IMPORTS	-11.0	-5.5	-3.4	-37.8	-34.3	-62.6	-104.5	-3.0
INVENTORY CHANGE	1.8	.6	1.3	1.0	1.9	1.9	5.2	.8
OTH. FINAL DEMAND	88.0	18.2	69.3	.5	8.3	1.1	12.2	32.1
IMPORT COEF.	.079853	.114885	.042572	.457743	.215719	.446008	.362827	.060704
RE-EXPORT COEF.	.068421	.014894	.082192	.140432	.021437	.007238	.005544	.044143
AGRICULTURE 1	.025504	.165610	.018422	.007546	.007673	.008174	.008793	.012484
FORESTRY 2	.010792	.008864	.011911	.004442	.005212	.005919	.004935	.008697
FISHING,HUNTING 3	.004951	.003699	.000759	.000343	.000328	.000342	.000354	.000673
IRON MINES 4	.000545	.000419	.000826	.000964	.000965	.000971	.001086	.000915
BASE METAL MINES 5	.004521	.002964	.003121	.011238	.035240	.007719	.012184	.008966
URANIUM MINES 6	.000432	.000286	.000296	.001016	.003439	.000670	.001113	.000798
OTHER METAL MINES 7	.000307	.000193	.000377	.000214	.000255	.000162	.000195	.000404
COAL MINES 8	.002334	.001683	.001064	.005341	.005239	.005279	.005153	.004709
PETROLEUM,NAT.GAS 9	.007460	.006926	.005867	.026280	.025345	.029065	.025524	.023128
ASBESTOS MINES 10	.000086	.000067	.000107	.000116	.000130	.000115	.000185	.000186
AO NON-METAL MINE11	.004156	.002439	.002389	.019502	.016756	.017270	.016665	.015120
MEAT PROCESSORS 12	.014641	.200897	.008151	.002580	.003028	.002674	.002938	.004061
POULTRY PROCESSOR13	.000490	.000470	.000618	.000159	.000155	.000163	.000171	.000234
DAIRY FACTORIES 14	.003785	.003468	.004899	.001446	.001392	.001493	.001526	.001962
PROCESS CHEESE 15	.000256	.000666	.000304	.000095	.000093	.000097	.000101	.000130
FISH PROD. IND. 16	.009960	.007381	.001114	.000418	.000395	.000414	.000442	.001089
FRUIT&VEG.CANNERS17	.001948	.001365	.001771	.000404	.000395	.000430	.000507	.000689
FEED MILLS 18	.002436	.013768	.001963	.000906	.000913	.000968	.001014	.001382
FLOUR MILLS 19	.001123	.002471	.001084	.000843	.000826	.000919	.000961	.001413
BREAKFAST CEREAL 20	.000151	.000161	.000183	.000044	.000043	.000046	.000048	.000068
BISCUIT MFG. 21	.000370	.000305	.000488	.000090	.000088	.000092	.000096	.000131
BAKERIES 22	.001755	.001421	.002309	.000477	.000465	.000480	.000497	.000651
CONFECTIONERY MFG23	.000288	.012252	.000287	.000103	.000100	.000120	.000129	.000223
SUGAR REFINERIES 24	.000766	.001636	.001023	.000294	.000309	.000358	.000406	.000816
VEG. OIL MILLS 25	.003624	.206009	.004720	.003720	.003472	.003910	.004101	.005967
MISC. FOOD IND. 26	.007297	.008635	.003681	.002206	.002125	.005675	.007936	.026574
SOFT DRINKS MFG. 27	.001362	.001040	.001798	.000311	.000583	.000315	.000328	.000450
DISTILLERIES 28	.002374	.001754	.003284	.000994	.000959	.001684	.002705	.001159
BREWERY & WINERY 29	.003388	.002488	.004582	.000494	.000555	.000509	.000546	.000890
LEAF TOBACCO PROC30	.000031	.000120	.000040	.000026	.000026	.000026	.000026	.000033
TOBACCO PROD.MFG.31	.000018	.000017	.000021	.000014	.000013	.000014	.000014	.000015
RUBBER FOOTWEAR 32	.000044	.000034	.000057	.000023	.000023	.000024	.000052	.000026
TIRE & TUBE MFG. 33	.002332	.002412	.002576	.002451	.002396	.002457	.003604	.002480
OTH. RUBBER IND. 34	.001648	.001311	.002000	.001502	.001448	.001527	.010721	.001957
LEATHER TANNERIES35	.000123	.000088	.000174	.000045	.000050	.000036	.000050	.000092
SHOE FACTORIES 36	.000027	.000025	.000032	.000026	.000026	.000026	.000026	.000027
GLOVE & LUGGAGE 37	.000454	.000335	.000611	.000115	.000116	.000112	.000173	.000179
COTTON YARN&CLOTH38	.007926	.006087	.005575	.000999	.001112	.000984	.001447	.001715
WOOL YARN & CLOTH39	.000400	.000316	.000765	.000165	.000205	.000208	.000261	.000247
SYN.TEXTILE MILLS40	.002944	.002224	.004524	.000968	.004347	.001279	.001475	.001361

TABLE 16 IMPACT TABLE WITH IMPORT LEAKAGES - AGGREGATION L (SEE CHAPTER 4)

COMMODITY(COLUMNS) INDUSTRY(ROWS)	SCAPS & CLEANERS 161	VEG. OILS & REF. GLY. 162	TOILET & COSMETICS 163	PIGMENT DYE & INK 164	INORGANIC CHEMICALS 165	ORGANIC CHEMICALS 166	IND. CHEM. PRODUCTS 167	HOUSEHOLD CHEM. PROD. 168
CARPET, MAT, RUG 41	.000022	.000020	.000055	.000022	.000022	.000022	.000022	.000022
LINOL. & COATED FAB 42	.000766	.000576	.001319	.000285	.000283	.000280	.001679	.000354
TEXTILE BAG & CANVAS 43	.001303	.003303	.000786	.001126	.001064	.001129	.001565	.001131
OTH. TEXTILE IND. 44	.002027	.001685	.031286	.000653	.000683	.000651	.000881	.000978
HOSIERY MILLS 45	.000008	.000007	.000012	.000005	.000006	.000006	.000006	.000006
OTHER KNITTING 46	.000101	.000090	.000185	.000037	.000042	.000037	.000063	.000056
CLOTHING IND. 47	.000611	.000456	.000758	.000317	.000343	.000318	.000383	.000352
SAWMILLS 48	.002382	.001961	.002589	.001644	.001744	.001768	.001983	.004358
VEENEER & PLYWOOD 49	.000495	.000442	.000567	.000459	.000466	.000466	.000519	.000783
SASH & DOOR PLANING 50	.000479	.000459	.000500	.000557	.000555	.000559	.001572	.000729
OTHER WOOD IND. 51	.001603	.001414	.001939	.001752	.001718	.001749	.002154	.025474
HOUSE FURNITURE 52	.000222	.000185	.000281	.000162	.000161	.000160	.000427	.000248
OTH. FURNITURE IND 53	.000254	.000209	.000399	.000165	.000163	.000164	.000201	.000212
PULP & PAPER MILLS 54	.037680	.028534	.040915	.012929	.016501	.019665	.014263	.016758
ASPHALT ROOFING 55	.000432	.000300	.000430	.001156	.001100	.001152	.001723	.001042
PAPER BOX & BAG MFG 56	.051643	.038566	.048687	.016557	.016071	.016536	.016673	.020123
AD PAPER CONVERT. 57	.010003	.007731	.011722	.002598	.003764	.002614	.003115	.006265
PRINT-PUBLISHING 58	.055577	.041291	.075283	.010693	.010461	.010837	.011470	.016754
IRON & STEEL MILLS 59	.008771	.006881	.014500	.013619	.013530	.013862	.016315	.013304
STEEL PIPE & TUBE 60	.000730	.000648	.001339	.000800	.000804	.000730	.000807	.000878
IRON FOUNDRIES 61	.000491	.000425	.000673	.000562	.000665	.000510	.000598	.000548
SMELTING & REFINING 62	.011428	.007475	.007559	.027492	.094589	.017923	.030200	.021479
ALUM. ROLL. CAST. 63	.001215	.000928	.001892	.001084	.001088	.000885	.001111	.001281
COPPER ROLL. CAST 64	.000870	.000668	.001445	.000766	.000850	.000564	.000895	.000942
METAL ROLL. CAST. 65	.000823	.000588	.001084	.020631	.001254	.000957	.000590	.009802
BOILER & PLATEWORKS 66	.000668	.000528	.000773	.000407	.000380	.000377	.000480	.000443
FABR. STRUCT. METAL 67	.001115	.000974	.002290	.001146	.001080	.001032	.001100	.001264
ORN. & ARCH. METAL 68	.000685	.000590	.001075	.000578	.000581	.000547	.000574	.000628
METAL STAMPING 69	.013635	.010835	.024190	.015022	.014186	.015072	.014653	.015262
WIRE & PROD. MFG. 70	.003058	.002895	.003213	.002463	.002454	.002476	.002650	.002858
HARDWARE & CUTLERY 71	.001119	.001021	.042924	.001140	.001116	.001125	.001180	.001322
OTHER METAL IND 72	.004648	.003616	.005562	.002434	.002296	.002201	.002623	.002658
AD MACHINERY MFG. 73	.003579	.003548	.004515	.003568	.003568	.003467	.003541	.003565
REFRIG. & STORE MCH 74	.002396	.001844	.002518	.001154	.001151	.001138	.001168	.001324
AIRCRAFT & PARTS 75	.001511	.001226	.001699	.000671	.000780	.000655	.000720	.000765
MOTOR VEH. MFG. 76	.000936	.000834	.001031	.000707	.000674	.000684	.000708	.000732
VEHICLE PARTS MFG 77	.002085	.001845	.002349	.002125	.002280	.002093	.003801	.002158
OTH. TRANSP. EQ. IND 78	.001268	.001056	.001251	.000735	.000730	.000715	.000730	.000788
ELEC. APPLIANCE 79	.000587	.000495	.004021	.000424	.000408	.000404	.000467	.000840
COM. EQ. & WIRE MFG. 80	.002373	.002057	.002639	.001915	.001883	.001853	.003568	.002019
ELEC. INDUST. EQ. 81	.001110	.000957	.001390	.000932	.000908	.000894	.001251	.001008
OTH. ELEC. PROD. IND 82	.002539	.002104	.002722	.002409	.002362	.002365	.015036	.002403
CEMENT & LIME MFG. 83	.000644	.000550	.000643	.001591	.001579	.001574	.001710	.001449
CONCRETE & GYPSUM 84	.000870	.000802	.000917	.001163	.001151	.001163	.002105	.001139
CLAY, STONE & REFRACT 85	.000471	.000367	.000633	.000830	.000944	.000803	.001102	.000774
GLASS & PROD. MFG. 86	.008307	.006562	.033289	.000925	.001909	.000925	.001187	.002778
OTH. NON-METAL MIN 87	.000864	.000675	.001055	.001786	.002202	.001755	.003541	.003659
PETR. PROD. IND. 88	.017337	.018905	.014760	.052538	.049711	.062357	.051713	.046886
EXPLOSIVES & AMMUN. 89	.001397	.000929	.000512	.001584	.019063	.001566	.005459	.001413
MIXED FERTILIZER 90	.000859	.002727	.000390	.000733	.003524	.000733	.001525	.000741

TABLE 16 IMPACT TABLE WITH IMPORT LEAKAGES - AGGREGATION L (SEE CHAPTER 4)

COMMODITY(COLUMNS) INDUSTRY(ROWS)	SOAPS & CLEANERS 161	VEG. OILS & REF.GLY. 162	TOILET & COSMETICS 163	PIGMENT DYE & INK 164	INORGANIC CHEMICALS 165	ORGANIC CHEMICALS 166	IND. CHEM. PRODUCTS 167	HOUSEHOLD CHEM. PROD. 168
PLASTIC RESIN MFG91	.005706	.004030	.003913	.011160	.008039	.033933	.031697	.008609
PHARMACEUTICAL 92	.001593	.016127	.090547	.001755	.003623	.001745	.002286	.025749
PAINT & VARNISH 93	.002699	.001938	.002420	.006211	.003922	.012013	.007566	.010895
SOAPS & CLEANERS 94	.928044	.611098	.061415	.004238	.003641	.003639	.006830	.065180
TOILET PREP.MFG. 95	.011744	.023149	.775972	.000276	.000268	.000282	.000970	.012355
OTH.CHEMICALS IND96	.170705	.069766	.052346	1.077330	1.005910	1.058142	1.008723	.912773
MISC. MFG.IND. 97	.028448	.017274	.036224	.010873	.014285	.005828	.009432	.034301
CONSTRUCTION 98	.015554	.016052	.016097	.021998	.021986	.022195	.021737	.021004
WH.&RETAIL TRADE 99	.064626	.064439	.071763	.051106	.048943	.050099	.056552	.054498
TRANSP.& STORAGE100	.073243	.068296	.063780	.058017	.056111	.058291	.057571	.059721
COMMUNICATIONS 101	.025792	.020907	.035461	.011787	.011466	.011853	.012231	.014006
UTILITIES 102	.023765	.019104	.015607	.065268	.064073	.064685	.062842	.057745
FIN.INSUR.RL. EST103	.029930	.028975	.043394	.031039	.030746	.031606	.031523	.032302
HEALTH&EDUCATION104	.000000	.000000	.000000	.000000	.000000	.000000	.000000	.000000
BUSINESS SERVICE105	.025211	.018877	.030771	.007480	.007638	.007593	.007780	.009814
HOTEL,RESTAURANT106	.055931	.041017	.075421	.007753	.007571	.007947	.008536	.014024
OTHER SERVICES 107	.025329	.019735	.027784	.016757	.016144	.016764	.016560	.017677
OFFICE SUPPLIES 108	.006831	.005935	.009321	.005944	.005831	.005880	.006027	.006453
ADVTG.AND TRAVEL109	.180731	.132267	.244115	.024177	.023625	.024815	.026733	.044546
OPERATING SUPPL.110	.041537	.040724	.047445	.053885	.052775	.053679	.053736	.052882
NON-COMP.IMPORTS111	.003706	.004401	.003376	.001991	.001969	.002416	.003208	.005270
BAL.PAYMENT ADJ.112	.000000	.000000	.000000	.000000	.000000	.000000	.000000	.000000
COMMODITY TAXES 113	.013093	.011652	.015048	.006580	.006465	.006566	.006693	.007456
SUBSIDIES 114	-.005131	-.005698	-.005175	-.004423	-.004296	-.004408	-.004450	-.004526
INDIR.TX+GOV.SER115	.026837	.029117	.026552	.027570	.027343	.027592	.027440	.027522
WAGES + SALARIES116	.426242	.363568	.488859	.380169	.382964	.377553	.384401	.395359
NET-INC.UNINCORP117	.042434	.078280	.045970	.020483	.020087	.020607	.021487	.024906
SURPLUS 118	.273670	.237088	.276788	.409507	.408245	.408377	.401144	.384089
SUB TOT(111-118)119	.780852	.718409	.851418	.841877	.842777	.838703	.839921	.840076

TABLE 16 IMPACT TABLE WITH IMPORT LEAKAGES - AGGREGATION L (SEE CHAPTER 4)

COMMODITY (COLUMNS)	SCIENCE & LAB. EQ.	JEWELLRY & CUTLERY	PLASTIC FAB. PROD.	SPORT GOODS & TOYS	FUR DRESSING & DYEING	SIGNS & DISPLAYS	NOTIONS	WRITING EQ.
INDUSTRY (ROWS)	169	170	171	172	173	174	175	176
NET EXPORTS	14.3	6.4	6.5	5.5	.0	.8	.5	1.3
RE-EXPORTS	5.3	2.8	.5	.2	-.0	.0	.1	.1
IMPORTS	-107.3	-94.7	-50.4	-52.0	.0	-2.8	-5.0	-3.8
INVENTORY CHANGE	-.0	1.7	2.0	5.1	.0	.4	.3	.2
OTH. FINAL DEMAND	138.4	137.2	33.2	125.3	.0	2.3	12.6	2.3
IMPORT COEF.	.534400	.536756	.313517	.387976	-.000000	.042287	.208629	.132937
RE-EXPORT COEF.	.269546	.307382	.071786	.036113	.000000	.052506	.137008	.063662

AGRICULTURE	1	.008669	.009020	.023846	.008904	.008712	.011686	.009501	.008674
FORESTRY	2	.010528	.011513	.015966	.013654	.011479	.011536	.011069	.011278
FISHING, HUNTING	3	.000268	.000280	.000320	.000275	.000280	.000311	.000285	.000282
IRON MINES	4	.001515	.001362	.001341	.001577	.001360	.001652	.001597	.001367
BASE METAL MINES	5	.015150	.014853	.013290	.014395	.015230	.013360	.014770	.015065
URANIUM MINES	6	.001495	.001466	.001306	.001419	.001504	.001237	.001456	.001485
OTHER METAL MINES	7	.007894	.008653	.006663	.007658	.009040	.006906	.008486	.008792
COAL MINES	8	.001420	.001371	.001690	.001524	.001387	.001568	.001460	.001498
PETROLEUM, NAT. GAS	9	.004776	.004830	.006537	.004910	.004828	.007694	.004898	.005392
ASBESTOS MINES	10	.000156	.000162	.000234	.000160	.000165	.000363	.000161	.000164
AO NON-METAL MINE	11	.001586	.001488	.002451	.001551	.001523	.002643	.001495	.001947
MEAT PROCESSORS	12	.002711	.002788	.027933	.002789	.002836	.002975	.002788	.002826
PCULTRY PROCESSOR	13	.000250	.000255	.000252	.000249	.000258	.000264	.000255	.000255
DAIRY FACTORIES	14	.001774	.001808	.001784	.001767	.001822	.001930	.001814	.001811
PROCESS CHEESE	15	.000126	.000128	.000143	.000126	.000129	.000131	.000128	.000128
FISH PROD. IND.	16	.000334	.000350	.000421	.000332	.000359	.000387	.000349	.000359
FRUIT & VEG. CANNERS	17	.000626	.000638	.000638	.000624	.000645	.000661	.000637	.000639
FEED MILLS	18	.000963	.001000	.002244	.001004	.000971	.001294	.001049	.000968
FLOUR MILLS	19	.000418	.000429	.000610	.000424	.000428	.000491	.000436	.000439
BREAKFAST CEREAL	20	.000058	.000059	.000062	.000058	.000060	.000063	.000059	.000060
BISCUIT MFG.	21	.000161	.000165	.000158	.000161	.000167	.000170	.000164	.000164
BAKERIES	22	.000803	.000818	.000786	.000799	.000828	.000845	.000817	.000818
CONFECTIONERY MFG	23	.000094	.000096	.000102	.000094	.000097	.000108	.000096	.000097
SUGAR REFINERIES	24	.000325	.000331	.000350	.000321	.000336	.000398	.000333	.000334
VEG. OIL MILLS	25	.000910	.000952	.001820	.000932	.000978	.001177	.000965	.001047
MISC. FOOD IND.	26	.001103	.001130	.001410	.001132	.001145	.001319	.001136	.001172
SOFT DRINKS MFG.	27	.000563	.000575	.000544	.000558	.000582	.000595	.000573	.000574
DISTILLERIES	28	.000430	.000441	.000473	.000435	.000448	.000555	.000441	.000462
BREWERY & WINERY	29	.001203	.001240	.001168	.001191	.001256	.001292	.001232	.001235
LEAF TOBACCO PROC	30	.000014	.000015	.000025	.000014	.000015	.000021	.000015	.000015
TOBACCO PROD. MFG.	31	.000016	.000016	.000016	.000017	.000016	.000016	.000016	.000016
RUBBER FOOTWEAR	32	.000112	.000045	.001593	.000104	.000045	.000045	.000045	.000045
TIRE & TUBE MFG.	33	.003908	.003841	.020774	.004018	.003916	.003652	.003839	.003874
OTH. RUBBER IND.	34	.003669	.002618	.023677	.023368	.002632	.003193	.002633	.002601
LEATHER TANNERIES	35	.001617	.001740	.001852	.002052	.001814	.001398	.001717	.001765
SHOE FACTORIES	36	.000149	.000033	.000033	.000309	.000033	.000033	.000033	.000033
GLOVE & LUGGAGE	37	.001000	.001068	.005304	.004853	.001108	.000900	.001055	.001081
COTTON YARN & CLOTH	38	.005630	.006011	.007932	.006922	.005857	.005185	.007024	.005720
WOOL YARN & CLOTH	39	.000548	.000687	.000954	.001099	.000513	.000549	.000994	.000503
SYN. TEXTILE MILLS	40	.006260	.006717	.016137	.007601	.006619	.005763	.007592	.006459

TABLE 16 IMPACT TABLE WITH IMPORT LEAKAGES - AGGREGATION L (SEE CHAPTER 4)

COMMODITY (COLUMNS)	SCIENCE & LAB. EQ. 169	JEWELLRY & CUTLERY 170	PLASTIC FAB. PROD. 171	SPORT GOODS & TOYS 172	FUR DRESSING & DYEING 173	SIGNS & DISPLAYS 174	NOTIONS 175	WRITING EQ. 176
CARPET, MAT, RUG 41	.000032	.000027	.000037	.000036	.000026	.000028	.000038	.000026
LINOL. & COATED FAB 42	.001163	.001178	.029483	.001455	.001207	.001046	.001284	.001181
TEXTILE BAG & CANVAS 43	.000435	.000446	.000555	.000785	.000451	.000519	.000464	.000468
OTH. TEXTILE IND. 44	.006485	.003297	.006129	.010719	.003255	.004863	.011624	.003183
HOSIERY MILLS 45	.000013	.000014	.000017	.000016	.000014	.000013	.000016	.000013
OTHER KNITTING 46	.000421	.000544	.000768	.000613	.000446	.000372	.000701	.000434
CLOTHING IND. 47	.001096	.004192	.000928	.005350	.000698	.000832	.008431	.000687
SAWMILLS 48	.009045	.009931	.009780	.011602	.010049	.008494	.009559	.009813
VENEER & PLYWOOD 49	.001527	.001638	.001667	.001919	.001662	.001441	.001585	.001628
SASH & DOOR & PLANING 50	.000930	.000983	.000974	.001012	.000991	.000900	.000959	.000979
OTHER WOOD IND. 51	.007244	.009801	.016209	.010431	.008034	.007395	.007719	.007858
HOUSE FURNITURE 52	.001264	.000501	.002858	.007885	.000488	.000445	.000479	.000480
OTH. FURNITURE IND 53	.000809	.000562	.001590	.011768	.000536	.001883	.000534	.000526
PULP & PAPER MILLS 54	.023797	.025461	.043647	.031539	.025790	.029232	.024996	.025417
ASPHALT ROOFING 55	.000345	.000350	.006318	.000819	.000356	.000366	.000346	.000377
PAPER BOX & BAG MFG 56	.013636	.013991	.045164	.029398	.014311	.022352	.014088	.014356
AD PAPER CONVERT. 57	.004275	.005742	.035198	.007241	.004534	.014177	.004513	.004478
PRINT-PUBLISHING 58	.026267	.027359	.025270	.031328	.027605	.027573	.027091	.027135
IRON & STEEL MILLS 59	.028449	.025391	.024786	.029715	.025323	.031069	.030104	.025372
STEEL PIPE & TUBE 60	.004668	.004809	.003959	.004815	.004912	.004143	.004786	.004812
IRON FOUNDRIES 61	.001549	.001250	.001159	.001718	.001217	.001165	.001228	.001208
SMELTING & REFINING 62	.040927	.040138	.035688	.038819	.041187	.035135	.039865	.040661
ALUM. ROLL. CAST. 63	.009263	.008788	.008000	.008465	.008970	.008188	.008952	.008758
COPPER ROLL. CAST 64	.011490	.011084	.010019	.010650	.011235	.008861	.010637	.010960
METAL ROLL. CAST. 65	.003501	.003248	.003433	.003425	.003315	.002801	.003238	.003255
BOILER & PLATEWORKS 66	.001420	.001295	.001105	.001290	.001302	.001148	.001280	.001281
FABR. STRUCT. METAL 67	.003641	.003178	.002893	.003420	.003145	.003010	.003154	.003118
ORN. & ARCH. METAL 68	.001771	.001721	.001487	.001778	.001740	.005120	.001698	.001713
METAL STAMPING 69	.021933	.018641	.024564	.019804	.018781	.040866	.039782	.018672
WIRE & PROD. MFG. 70	.006373	.006153	.006188	.010461	.006227	.017605	.006091	.007371
HARDWARE & CUTLERY 71	.002140	.005592	.003130	.006166	.001907	.002274	.003357	.001888
OTHER METAL IND 72	.014823	.006138	.009926	.009032	.005510	.007191	.005664	.006283
AD MACHINERY MFG. 73	.018628	.004597	.005425	.005283	.004518	.004505	.004550	.004500
REFRIG. & STORE MCH 74	.001905	.019897	.001674	.001752	.001767	.001755	.001750	.002169
AIRCRAFT & PARTS 75	.038038	.000827	.000853	.001892	.000808	.001511	.000820	.000805
MOTOR VEH. MFG. 76	.000936	.000866	.003439	.001088	.000859	.000860	.000868	.000855
VEHICLE PARTS MFG 77	.004031	.003796	.004271	.003700	.003832	.003564	.003769	.003790
OTH. TRANSP. EQ. IND 78	.000899	.000814	.000812	.007265	.000801	.000843	.000815	.000800
ELEC. APPLIANCE 79	.003772	.001226	.001119	.001228	.001141	.001069	.001162	.001127
COM. EQ. & WIRE MFG. 80	.014065	.005671	.007243	.008041	.004720	.004292	.004594	.004673
ELEC. INDUSTR. EQ. 81	.013541	.009151	.003490	.003892	.003457	.002959	.003331	.003398
OTH. ELEC. PROD. IND 82	.043217	.003606	.027128	.028351	.003589	.003289	.003499	.003557
CEMENT & LIME MFG. 83	.000639	.000622	.000677	.000621	.000633	.002984	.000627	.000659
CONCRETE & GYPSUM 84	.001346	.001400	.001349	.001333	.001432	.011951	.001390	.001424
CLAY, STONE & REFRACT 85	.000790	.000693	.000907	.000769	.000674	.004276	.000701	.000681
GLASS & PROD. MFG. 86	.013781	.007620	.006588	.007142	.007937	.020978	.007523	.007739
OTH. NON-METAL MIN 87	.001918	.001956	.001841	.001950	.001985	.007699	.001960	.001979
PETR. PROD. IND. 88	.010709	.010815	.014721	.010990	.010715	.019885	.011035	.011813
EXPLOSIVES & AMMUN. 89	.000902	.000935	.001405	.000892	.000965	.003479	.000929	.000979
MIXED FERTILIZER 90	.000207	.000211	.000461	.000211	.000208	.000388	.000220	.000222

TABLE 16 IMPACT TABLE WITH IMPORT LEAKAGES - AGGREGATION L (SEE CHAPTER 4)

COMMODITY(COLUMNS)	SCIENCE & LAB.EQ. 169	JEWELLRY & CUTLERY 170	PLASTIC FAB. PROD. 171	SPGRT GOODS & TOYS 172	FUR & DYEING 173	DRESSING & DISPLAYS 174	SIGNS & DISPLAYS 174	NOTIONS 175	WRITING EQ. 175
INDUSTRY(ROWS)									
PLASTIC RESIN MFG91	.036165	.039050	.036287	.035397	.040738	.035867	.038391	.038391	.039813
PHARMACEUTICAL 92	.001719	.000671	.001056	.000658	.000684	.027413	.001592	.001592	.000712
PAINT & VARNISH 93	.005981	.006051	.006001	.006183	.006155	.005626	.006116	.006116	.006098
SOAPS & CLEANERS 94	.001891	.001930	.002138	.001908	.001970	.005890	.001939	.001939	.002001
TOILET PREP.MFG. 95	.000348	.000364	.000333	.000342	.000374	.010795	.000363	.000363	.000371
OTH.CHEMICALS IND96	.030515	.031900	.081593	.032260	.032959	.042665	.031760	.031760	.060567
MISC. MFG.IND. 97	.898452	.985924	.757387	.871684	1.030355	.785557	.966814	.966814	1.001703
CONSTRUCTION 98	.014317	.014257	.015218	.014394	.014255	.015267	.014313	.014313	.014455
WH.&RETAIL TRADE 99	.067286	.069578	.060356	.062976	.059532	.140169	.083676	.083676	.059274
TRANSP.& STORAGE100	.041780	.041317	.045565	.042584	.041426	.045707	.041776	.041776	.041837
COMMUNICATIONS 101	.018795	.019012	.018096	.018480	.018894	.020351	.019110	.019110	.018701
UTILITIES 102	.018569	.018494	.022037	.019225	.018649	.020643	.018800	.018800	.019887
FIN.INSUR.RL.EST103	.040869	.042424	.040123	.040484	.041582	.043209	.041883	.041883	.041294
HEALTH&EDUCATION104	.000000	.000000	.000000	.000000	.000000	.000000	.000000	.000000	.000000
BUSINESS SERVICE105	.010076	.009981	.009657	.009797	.009979	.010989	.009995	.009995	.009908
HOTEL,RESTAURANT106	.018758	.019245	.017801	.018498	.019480	.020146	.019146	.019146	.019153
OTHER SERVICES 107	.014594	.014552	.014612	.014549	.014661	.015499	.014802	.014802	.014714
OFFICE SUPPLIES 108	.016927	.017835	.015175	.016473	.018201	.016408	.017759	.017759	.017858
ADVTG.AND TRAVEL109	.059998	.061580	.056843	.059131	.062340	.064482	.061249	.061249	.061278
OPERATING SUPPL.110	.062879	.063223	.062373	.063348	.064079	.062613	.063412	.063412	.063803
NON-COMP.IMPORTS111	.003562	.003702	.005962	.004571	.003746	.003386	.003990	.003990	.003695
BAL.PAYMENT ADJ.112	.000000	.000000	.000000	.000000	.000000	.000000	.000000	.000000	.000000
COMMODITY TAXES 113	.008978	.009047	.008709	.008793	.009037	.009908	.009179	.009179	.008966
SUBSIDIES 114	-.004180	-.004267	-.004257	-.004142	-.004188	-.005147	-.004446	-.004446	-.004193
INDIR.TX+GOV.SER115	.023224	.023277	.024906	.023145	.023097	.025150	.023451	.023451	.023212
WAGES + SALARIES116	.530189	.525686	.510491	.526987	.525972	.521224	.525844	.525844	.522168
NET-INC.UNINCORP117	.035337	.036880	.037767	.035191	.036284	.042799	.038181	.038181	.035839
SURPLUS 118	.236464	.243284	.250910	.239458	.242095	.249148	.241887	.241887	.246533
SUB TOT(111-118)119	.833575	.837609	.834489	.834002	.836043	.846469	.838086	.838086	.836220

TABLE 16 IMPACT TABLE WITH IMPORT LEAKAGES - AGGREGATION L (SEE CHAPTER 4)

TABLE 16 IMPACT TABLE WITH IMPORT LEAKAGES - AGGREGATION L (SEE CHAPTER 4)

COMMODITY(COLUMNS)	END PROD. NES 177	CONSTRUCTION 178	WH. & RET. TRADE 179	TRANSP. & STORAGE 180	BROADCASTING 181	TELEPHONE & TELEG. 182	POSTAL SERVICE 183	ELECTRIC POWER 184
INDUSTRY(ROWS)								
NET EXPORTS	5.1	.0	111.8	558.2	17.9	3.0	4.0	14.8
RE-EXPORTS	1.4	-.0	-.0	-.0	-.0	-.0	-.0	-.0
IMPORTS	-44.9	.0	.0	-80.9	-6.9	-7.2	-3.4	-1.4
INVENTORY CHANGE	3.7	.0	24.8	-4.7	.0	.0	.0	.0
OTH. FINAL DEMAND	81.7	5911.9	4857.1	1159.2	.0	377.4	65.8	429.6
IMPORT COEF.	.335871	-.000000	-.000000	.026817	.071901	.009834	.015757	.001252
RE-EXPORT COEF.	.219750	.000000	-.000000	-.000000	-.000000	-.000000	-.000000	-.000000
AGRICULTURE 1	.025556	.008976	.042267	.006080	.002473	.002596	.002473	.003099
FORESTRY 2	.013100	.020775	.006827	.005967	.002028	.002038	.002028	.003481
FISHING,HUNTING 3	.000455	.000436	.000583	.000319	.000117	.000118	.000117	.000098
IRON MINES 4	.001577	.002435	.000386	.000429	.000170	.000170	.000170	.000581
BASE METAL MINES 5	.013995	.006774	.001655	.001408	.000804	.000805	.000804	.004441
URANIUM MINES 6	.001379	.000652	.000161	.000147	.000081	.000081	.000081	.000477
OTHER METAL MINES 7	.007540	.000159	.000139	.000071	.000035	.000035	.000035	.000124
COAL MINES 8	.001496	.001602	.000448	.000710	.000173	.000173	.000173	.002632
PETROLEUM,NAT.GAS 9	.005411	.008150	.007834	.013221	.002052	.002071	.002052	.003697
ASBESTOS MINES 10	.000157	.000400	.000078	.000078	.000032	.000032	.000032	.000040
AO NON-METAL MINE11	.001649	.009587	.000658	.001048	.000467	.000467	.000467	.000682
MEAT PROCESSORS 12	.004669	.001252	.004138	.001296	.000538	.000543	.000538	.000569
POULTRY PROCESSOR13	.002980	.000145	.000699	.000147	.000060	.000061	.000060	.000064
DAIRY FACTORIES 14	.001821	.001078	.004884	.001095	.000455	.000460	.000455	.000471
PROCESS CHEESE 15	.000129	.000107	.000798	.000086	.000034	.000034	.000034	.000036
FISH PROD. IND. 16	.000703	.000155	.000854	.000197	.000057	.000058	.000057	.000059
FRUIT&VEG.CANNERS17	.000637	.000341	.001372	.000376	.000159	.000160	.000159	.000166
FEED MILLS 18	.002348	.001169	.005781	.000927	.000288	.000300	.000288	.000339
FLOUR MILLS 19	.000594	.000302	.001392	.000270	.000107	.000109	.000107	.000116
BREAKFAST CEREAL 20	.000062	.000029	.000088	.000033	.000015	.000015	.000015	.000014
BISCUIT MFG. 21	.000162	.000080	.000263	.000093	.000041	.000041	.000041	.000041
BAKERIES 22	.000806	.000433	.001812	.000480	.000203	.000204	.000203	.000210
CONFECTIONERY MFG23	.000205	.000063	.000374	.000053	.000023	.000024	.000023	.000023
SUGAR REFINERIES 24	.000356	.000156	.000528	.000172	.000073	.000074	.000073	.000079
VEG. OIL MILLS 25	.001032	.000413	.000578	.000196	.000084	.000085	.000084	.000094
MISC. FOOD IND. 26	.001209	.000696	.002735	.000571	.000268	.000270	.000268	.000256
SOFT DRINKS MFG. 27	.000563	.000260	.000803	.000294	.000137	.000139	.000137	.000167
DISTILLERIES 28	.000451	.000190	.000414	.000143	.000086	.000087	.000086	.000071
BREWERY & WINERY 29	.001208	.000489	.001284	.000415	.000260	.000263	.000260	.000211
LEAF TOBACCO PROC30	.000018	.000015	.000126	.000009	.000003	.000003	.000003	.000004
TOBACCO PROD.MFG.31	.000017	.000026	.000264	.000015	.000005	.000005	.000005	.000006
RUBBER FOOTWEAR 32	.000048	.000050	.000097	.000028	.000010	.000010	.000010	.000009
TIRE & TUBE MFG. 33	.003773	.003255	.003121	.006418	.001008	.001013	.001008	.001064
OTH. RUBBER IND. 34	.002876	.003347	.002517	.001757	.000595	.000598	.000595	.000459
LEATHER TANNERIES35	.004951	.000067	.000164	.000061	.000022	.000022	.000022	.000014
SHOE FACTORIES 36	.000033	.000061	.000113	.000026	.000016	.000016	.000016	.000014
GLOVE & LUGGAGE 37	.005857	.000169	.000401	.000118	.000078	.000079	.000078	.000041
COTTON YARN&CLOTH38	.006563	.001460	.002395	.001487	.000663	.000667	.000663	.000289
WOOL YARN & CLOTH39	.000812	.000281	.000711	.000245	.000090	.000091	.000090	.000065
SYN.TEXTILE MILLS40	.007109	.002037	.002800	.000620	.000355	.000362	.000355	.000245

TABLE 16 IMPACT TABLE WITH IMPORT LEAKAGES - AGGREGATION L (SEE CHAPTER 4)

COMMODITY (COLUMNS)	END PROD. CONSTRUCTION	WH. & RET.	TRANSP. &	BROADCASTING	TELEPHONE	POSTAL	ELECTRIC
INDUSTRY (ROWS)	177	178	179	180	181	182	184
CARPET, MAT, RUG 41	.000036	.000825	.000039	.000052	.000034	.000034	.000050
LINOL. COATED FAB 42	.002409	.002315	.000291	.000317	.000145	.000145	.000172
TEXTILE BAG & CANVAS 43	.001320	.000595	.000595	.000449	.000718	.000718	.000081
OTH. TEXTILE IND. 44	.011102	.001364	.002487	.000773	.000485	.000488	.000228
HOSIERY MILLS 45	.000015	.000009	.000066	.000005	.000003	.000003	.000002
OTHER KNITTING 46	.000524	.000096	.000208	.000042	.000025	.000026	.000016
CLOTHING IND. 47	.002415	.000465	.003155	.000355	.000297	.000304	.000136
SAWMILLS 48	.010390	.027239	.003178	.001994	.001308	.001310	.003649
VENEER & PLYWOOD 49	.001882	.013051	.000621	.000816	.000551	.000551	.000802
SASH & DOOR & PLANING 50	.001035	.018812	.001506	.001161	.000761	.000760	.001234
OTHER WOOD IND. 51	.017066	.003679	.000943	.000481	.000469	.000470	.000352
HOUSE FURNITURE 52	.000846	.001895	.000373	.000289	.000160	.000160	.000192
OTH. FURNITURE IND 53	.015896	.001860	.000524	.000207	.000156	.000156	.000148
PULP & PAPER MILLS 54	.028046	.008618	.013744	.004393	.003896	.003926	.004980
ASPHALT ROOFING 55	.000359	.005351	.000562	.000381	.000230	.000229	.000339
PAPER BOX & BAG MFG 56	.014084	.004341	.009163	.001701	.000873	.000899	.000677
AD PAPER CONVERT. 57	.018870	.002298	.004658	.001640	.001242	.001252	.000490
PRINT-PUBLISHING 58	.028965	.009453	.028601	.011897	.015281	.015319	.004807
IRON & STEEL MILLS 59	.029696	.046908	.006049	.007322	.002877	.002880	.003798
STEEL PIPE & TUBE 60	.004659	.017103	.000760	.001499	.000770	.000769	.001113
IRON FOUNDRIES 61	.003420	.008159	.000701	.000946	.000405	.000405	.000581
SMELTING & REFINING 62	.037704	.016513	.003856	.003208	.001911	.001911	.011555
ALUM. ROLL. CAST. 63	.008690	.004064	.000893	.000615	.000457	.000457	.000354
COPPER ROLL. CAST 64	.009967	.006359	.001154	.001028	.000834	.000833	.000499
METAL ROLL. CAST. 65	.003138	.001932	.000623	.000398	.000213	.000213	.000219
BOILER & PLATEWORKS 66	.001319	.006253	.000510	.000809	.000335	.000335	.000424
FABR. STRUCT. METAL 67	.003695	.023940	.001497	.001980	.001159	.001158	.001549
ORN. & ARCH. METAL 68	.002867	.016480	.000722	.001094	.000803	.000801	.001022
METAL STAMPING 69	.029587	.016867	.004956	.002420	.001134	.001140	.001416
WIRE & PROD. MFG. 70	.007173	.010951	.003089	.002638	.001178	.001182	.001513
HARDWARE & CUTLERY 71	.004916	.004561	.001345	.001323	.000512	.000513	.000687
OTHER METAL IND 72	.013623	.027552	.003748	.003805	.001806	.001807	.002085
AD MACHINERY MFG. 73	.005492	.010852	.006178	.003821	.001489	.001493	.001690
REFRIG. & STORE MCH 74	.001904	.002325	.003436	.001210	.000933	.000933	.001468
AIRCRAFT & PARTS 75	.000870	.001903	.001824	.003394	.000656	.000657	.000431
MOTOR VEH. MFG. 76	.000909	.001430	.008938	.001033	.000304	.000305	.000308
VEHICLE PARTS MFG 77	.003750	.005356	.003831	.005755	.000995	.000997	.001072
OTH. TRANSP. EQ. IND 78	.000890	.001788	.001362	.007442	.000715	.000715	.000344
ELEC. APPLIANCE 79	.017770	.004810	.000884	.000529	.000385	.000385	.000380
COM. EQ. & WIRE MFG. 80	.005825	.021724	.008250	.002821	.007111	.007093	.001637
ELEC. INDUST. EQ. 81	.003948	.007041	.002230	.001136	.000717	.000717	.001039
OTH. ELEC. PROD. IND 82	.012315	.011534	.003666	.002808	.001844	.001843	.001252
CEMENT & LIME MFG. 83	.000685	.015205	.000513	.000971	.000636	.000635	.000954
CONCRETE & GYPSUM 84	.001647	.003830	.001481	.002206	.001442	.001440	.002160
CLAY, STONE & REFRAC 85	.000706	.006944	.000497	.000522	.000304	.000304	.000462
GLASS & PROD. MFG. 86	.007979	.004111	.001105	.000560	.000290	.000290	.000321
OTH. NON-METAL MIN 87	.001895	.008137	.001146	.001117	.000459	.000459	.000632
PETR. PROD. IND. 88	.012578	.022950	.023591	.041844	.006101	.006159	.008794
EXPLOSIVES & AMMUN. 89	.000880	.001676	.000478	.000313	.000111	.000111	.000234
MIXED FERTILIZER 90	.000456	.000211	.000946	.000120	.000048	.000050	.000059

- 302 -

TABLE 16 IMPACT TABLE WITH IMPORT LEAKAGES - AGGREGATION L (SEE CHAPTER 4)

TABLE 16 IMPACT TABLE WITH IMPORT LEAKAGES - AGGREGATION L (SEE CHAPTER 4)

COMMODITY(COLUMNS) INDUSTRY(ROWS)	END PROD. NES 177	CONSTRUCTION 178	WH. & RET. TRADE 179	TRANSP.& STORAGE 180	BROADCASTING 181	TELEPHONE & TELEG. 182	POSTAL SERVICE 183	ELECTRIC POWER 184
PLASTIC RESIN MFG91	.034526	.002325	.002230	.000719	.000386	.000388	.000386	.000319
PHARMACEUTICAL 92	.002954	.000531	.001636	.000383	.000171	.000172	.000171	.000199
PAINT & VARNISH 93	.006099	.007709	.002216	.002006	.000854	.000856	.000854	.001195
SOAPS & CLEANERS 94	.001910	.001082	.001776	.001087	.000637	.000639	.000637	.000595
TOILET PREP.MFG. 95	.000345	.000224	.000529	.000131	.000238	.000238	.000238	.000061
OTH.CHEMICALS IND96	.037983	.010373	.009674	.005725	.002199	.002208	.002199	.002409
MISC. MFG.IND. 97	.858246	.010634	.010638	.004375	.002375	.002385	.002375	.001693
CONSTRUCTION 98	.014835	1.013576	.018755	.058429	.039344	.039277	.039344	.059967
WH.&RETAIL TRADE 99	.093112	.097272	.970487	.067068	.019427	.022769	.019427	.021198
TRANSP.& STORAGE100	.043399	.067081	.051850	1.076950	.068904	.068904	.068904	.016467
COMMUNICATIONS 101	.019189	.011660	.034155	.018369	1.026048	1.022806	1.026048	.007715
UTILITIES 102	.019495	.013972	.021947	.010332	.005704	.005753	.005704	1.222691
FIN.INSUR.RL.EST103	.042083	.030325	.068765	.036326	.024166	.024320	.024166	.036256
HEALTH&EDUCATION104	.000000	.000000	.000001	.000000	.000000	.000000	.000000	.000000
BUSINESS SERVICE105	.010037	.019029	.013197	.007117	.007091	.007111	.007091	.007698
HOTEL,RESTAURANT106	.018711	.007234	.021492	.009007	.004402	.004447	.004402	.003443
OTHER SERVICES 107	.014733	.021527	.016184	.013618	.034064	.033997	.034064	.006099
OFFICE SUPPLIES 108	.016649	.005182	.016986	.009715	.008239	.008270	.008239	.002531
ADVTG.AND TRAVEL109	.059807	.021906	.057739	.021298	.013582	.013729	.013582	.010738
OPERATING SUPPL.110	.062581	.036650	.042783	.048394	.017268	.017349	.017268	.025418
NON-COMP. IMPORTS111	.003771	.001018	.002270	.001119	.000357	.000361	.000357	.000279
BAL.PAYMENT ADJ.112	.000000	.000000	.000000	.000000	.000000	.000000	.000000	.000000
COMMODITY TAXES 113	.009280	.035842	.017496	.029786	.007575	.007610	.007575	.005540
SUBSIDIES 114	-.004659	-.004112	-.014581	-.031409	-.062846	-.062691	-.062846	-.003361
INDIR.TX+GOV.SER115	.024685	.025337	.039489	.040160	.033716	.033738	.033716	.031826
WAGES + SALARIES116	.522196	.566974	.528906	.545944	.540885	.540858	.540885	.291269
NET-INC.UNINCORP117	.043037	.064471	.122113	.047667	.018545	.018900	.018545	.014228
SURPLUS 118	.241809	.169111	.246925	.303774	.431361	.430757	.431361	.630999
SUB TOT(111-118)119	.840119	.858642	.942618	.937040	.969593	.969533	.969593	.970780

TABLE 16 IMPACT TABLE WITH IMPORT LEAKAGES - AGGREGATION L (SEE CHAPTER 4)

COMMODITY(COLUMNS)	OTHER UTILITIES	REAL ESTATE RENT	FINANCE & INSURANCE	HEALTH & EDUCATION	BUSINESS SERVICE	ACCOMMOD.& MEALS	PERSONAL SERVICES	RENT EX. R. ESTATE
INDUSTRY(ROWS)	185	186	187	188	189	190	191	192
NET EXPORTS	3.3	.0	19.7	.0	8.0	.0	5.8	.7
RE-EXPORTS	.0	-.0	-.0	-.0	-.0	-.0	-.0	-.0
IMPORTS	-14.6	.0	-83.4	.0	-72.1	.0	-107.3	-13.0
INVENTORY CHANGE	-.3	.0	.0	.0	.0	.0	.0	.0
OTH. FINAL DEMAND	46.8	3427.5	1669.7	609.7	197.2	1242.2	738.3	30.4
IMPORT COEF.	.082734	-.000000	.034556	-.000000	.096999	-.000000	.084625	.038624
RE-EXPORT COEF.	.001835	.000000	-.000000	.000000	-.000000	.000000	-.000000	-.000000
AGRICULTURE 1	.003409	.052162	.003571	.006432	.004755	.114297	.008310	.014720
FORESTRY 2	.004484	.003286	.002771	.001955	.002129	.021926	.003808	.006337
FISHING,HUNTING 3	.000104	.000164	.000091	.000183	.000208	.002953	.000341	.018285
IRON MINES 4	.001803	.000368	.001220	.000138	.000197	.000687	.000445	.001633
BASE METAL MINES 5	.005401	.001528	.005871	.000761	.000983	.002157	.002140	.005690
URANIUM MINES 6	.000530	.000143	.000084	.000082	.000105	.000126	.000216	.002511
OTHER METAL MINES 7	.000056	.000102	.000043	.000558	.000060	.000426	.000109	.001283
COAL MINES 8	.015899	.000302	.000225	.000193	.000197	.000472	.000438	.001292
PETROLEUM,NAT.GAS 9	.011491	.004372	.005926	.002905	.002185	.005964	.004621	.008477
ASBESTOS MINES 10	.000044	.000083	.000138	.000033	.000036	.000479	.000062	.001358
AO NON-METAL MINE11	.000854	.000992	.001083	.000291	.000276	.001022	.000598	.002015
MEAT PROCESSORS 12	.000628	.001323	.000842	.001333	.001309	.059502	.001777	.001855
POULTRY PROCESSOR13	.000070	.000118	.000092	.000113	.000140	.006318	.000182	.000187
DAIRY FACTORIES 14	.000512	.001053	.000693	.000850	.001107	.051832	.001364	.003880
PROCESS CHEESE 15	.000040	.000068	.000049	.000066	.000069	.002788	.000105	.000104
FISH PROD. IND. 16	.000067	.000201	.000077	.000118	.000110	.004058	.000233	.000254
FRUIT&VEG.CANNERS17	.000181	.000343	.000248	.000294	.000396	.018841	.000510	.000492
FEED MILLS 18	.000377	.004283	.000374	.000839	.000477	.009866	.000912	.003859
FLOUR MILLS 19	.000131	.000735	.000158	.000237	.000239	.008919	.000369	.000531
BREAKFAST CEREAL 20	.000015	.000039	.000022	.000027	.000039	.001958	.000052	.000050
BISCUIT MFG. 21	.000045	.000174	.000065	.000078	.000109	.005403	.000124	.000120
BAKERIES 22	.000227	.000435	.000317	.000372	.000515	.025373	.000608	.000594
CONFECTIONERY MFG23	.000025	.000063	.000033	.000053	.000051	.002027	.000084	.000083
SUGAR REFINERIES 24	.000084	.000277	.000114	.000199	.000188	.007874	.000244	.000279
VEG. OIL MILLS 25	.000144	.000341	.000144	.000237	.000137	.001425	.000570	.000594
MISC. FOOD IND. 26	.000298	.000686	.000365	.000922	.000585	.018736	.001693	.001426
SOFT DRINKS MFG. 27	.000150	.000293	.000218	.000250	.000387	.012563	.000412	.000398
DISTILLERIES 28	.000077	.000175	.000136	.000221	.000288	.000296	.000272	.000272
BREWERY & WINERY 29	.000217	.000599	.000412	.000554	.000893	.000728	.000730	.000721
LEAF TOBACCO PROC30	.000004	.000013	.000004	.000012	.000005	.000117	.000009	.000016
TOBACCO PROD.MFG.31	.000007	.000014	.000006	.000011	.000006	.000053	.000012	.000014
RUBBER FOOTWEAR 32	.000009	.000025	.000013	.000018	.000014	.000019	.000034	.000034
TIRE & TUBE MFG. 33	.001195	.001443	.001268	.001229	.001093	.002216	.002724	.003094
OTH. RUBBER IND. 34	.000493	.000853	.000803	.001004	.000905	.000849	.001874	.001921
LEATHER TANNERIES35	.000015	.000042	.000023	.000052	.000039	.000069	.000169	.000174
SHOE FACTORIES 36	.000015	.000060	.000018	.000022	.000020	.000059	.000208	.000141
GLOVE & LUGGAGE 37	.000044	.000095	.000089	.000152	.000153	.000136	.000841	.000602
COTTON YARN&CLOTH38	.000321	.000604	.000404	.001194	.000569	.005667	.004308	.003627
WOOL YARN & CLOTH39	.000101	.000143	.000074	.000165	.000104	.000536	.000549	.000506
SYN.TEXTILE MILLS40	.000269	.000480	.000350	.000760	.000638	.001497	.001899	.001943

TABLE 16 IMPACT TABLE WITH IMPORT LEAKAGES - AGGREGATION L (SEE CHAPTER 4)

TABLE 16 IMPACT TABLE WITH IMPORT LEAKAGES - AGGREGATION L (SEE CHAPTER 4)

COMMODITY (COLUMNS)	OTHER UTILITIES 185	REAL ESTATE RENT 186	FINANCE & INSURANCE 187	HEALTH & EDUCATION 188	BUSINESS SERVICE 189	ACCOMMOD. & MEALS 190	PERSONAL SERVICES 191	RENT EX. R. ESTATE 192
CARPET, MAT, RUG 41	.000048	.000071	.000069	.000036	.000012	.000057	.000026	.000106
LINOL. & COATED FAB 42	.000173	.000282	.000242	.000203	.000103	.000251	.000242	.000461
TEXTILE BAG & CANVAS 43	.000090	.000223	.000106	.000198	.000133	.000964	.000209	.000367
OTH. TEXTILE IND. 44	.000250	.000505	.000299	.004345	.000374	.002254	.001899	.001874
HOSIERY MILLS 45	.000002	.000011	.000002	.000005	.000003	.000024	.000009	.000009
OTHER KNITTING 46	.000019	.000102	.000020	.000058	.000022	.000117	.000081	.000101
CLOTHING IND. 47	.000152	.000383	.000159	.000346	.000168	.001382	.000423	.000720
SAWMILLS 48	.003640	.002754	.002515	.000723	.000674	.001786	.002270	.005085
VENEER & PLYWOOD 49	.000786	.001201	.001098	.000195	.000183	.000460	.000572	.001816
SASH & DOOR & PLANING 50	.001193	.001647	.001576	.000253	.000207	.000528	.000589	.002452
OTHER WOOD IND. 51	.000649	.000650	.000466	.000423	.000505	.000955	.006930	.005008
HOUSE FURNITURE 52	.000193	.000274	.000201	.000151	.000107	.000351	.001261	.000411
OTH. FURNITURE IND 53	.000148	.000323	.000197	.000165	.000126	.000371	.001445	.000454
PULP & PAPER MILLS 54	.010866	.004765	.004288	.005884	.006353	.013939	.007576	.011026
ASPHALT ROOFING 55	.000335	.000476	.000466	.000100	.000080	.000190	.000213	.000743
PAPER BOX & BAG MFG 56	.000832	.001437	.001062	.002083	.001474	.008954	.003780	.005296
AD PAPER CONVERT. 57	.000541	.001707	.001588	.002842	.001778	.005130	.001813	.002240
PRINT-PUBLISHING 58	.004948	.014743	.014483	.019239	.022775	.013213	.020544	.017349
IRON & STEEL MILLS 59	.033926	.005267	.004899	.002087	.003217	.004803	.007395	.012448
STEEL PIPE & TUBE 60	.001113	.001566	.001550	.000352	.000425	.000607	.000877	.002584
IRON FOUNDRIES 61	.000769	.000798	.000778	.000204	.000254	.000395	.000595	.001405
SMELTING & REFINING 62	.014118	.003051	.002071	.001781	.002348	.002973	.005069	.006273
ALUM. ROLL. CAST. 63	.000383	.000618	.000478	.000352	.000759	.000565	.001069	.001158
COPPER ROLL. CAST 64	.000504	.000701	.000669	.000364	.000591	.000473	.000919	.001516
METAL ROLL. CAST. 65	.000277	.000290	.000262	.000213	.000340	.000271	.000623	.000703
BOILER & PLATEWORKS 66	.000426	.000607	.000582	.000169	.000262	.000347	.001294	.001066
FABR. STRUCT. METAL 67	.001553	.002196	.002121	.000524	.000777	.000971	.003773	.012024
ORN. & ARCH. METAL 68	.000996	.001469	.001435	.000307	.000402	.000570	.004377	.002306
METAL STAMPING 69	.001653	.002224	.001930	.001389	.001302	.006148	.002399	.004372
WIRE & PROD. MFG. 70	.001695	.002140	.001945	.001413	.001460	.002478	.004591	.004851
HARDWARE & CUTLERY 71	.000749	.000996	.000868	.000628	.000573	.001015	.001799	.001857
OTHER METAL IND 72	.002202	.003076	.002840	.001163	.001822	.002060	.009781	.005514
AD MACHINERY MFG. 73	.002238	.003358	.002461	.001918	.002006	.003408	.008556	.012078
REFRIG. & STORE MCH 74	.001458	.001248	.001248	.000563	.002243	.000737	.001189	.001116
AIRCRAFT & PARTS 75	.000457	.000632	.000567	.000835	.032626	.000838	.003139	.001160
MOTOR VEH. MFG. 76	.000343	.000438	.000352	.000470	.000344	.000776	.001936	.000807
VEHICLE PARTS MFG 77	.001206	.001385	.001282	.001068	.001060	.001895	.002533	.002943
OTH. TRANSP. EQ. IND 78	.000387	.000453	.000394	.000393	.010982	.000805	.003102	.002338
ELEC. APPLIANCE 79	.000386	.000588	.000554	.000249	.000324	.000450	.003580	.001004
COM. EQ. & WIRE MFG. 80	.001853	.002553	.002452	.001259	.002642	.001915	.004013	.004295
ELEC. INDUST. EQ. 81	.000803	.000998	.000914	.000576	.000561	.000877	.001538	.001805
OTH. ELEC. PROD. IND 82	.001324	.001763	.001611	.001201	.001013	.001639	.003523	.003005
CEMENT & LIME MFG. 83	.000963	.001359	.001294	.000214	.000194	.000450	.000428	.005199
CONCRETE & GYPSUM 84	.002078	.003063	.003004	.000458	.000403	.000909	.000962	.010800
CLAY, STONE & REFRAC 85	.000706	.000632	.000618	.000130	.000133	.000914	.000289	.001001
GLASS & PROD. MFG. 86	.000327	.000490	.000449	.001190	.000359	.001847	.000752	.001171
OTH. NON-METAL MIN 87	.000666	.000929	.000865	.000322	.000340	.000568	.000676	.003424
PETR. PROD. IND. 88	.034371	.011245	.005414	.008464	.006315	.017770	.013056	.019527
EXPLOSIVES & AMMUN. 89	.000428	.000245	.000364	.000132	.000815	.000259	.000193	.000547
MIXED FERTILIZER 90	.000081	.000779	.000069	.000124	.000092	.001768	.000172	.000267

TABLE 16 IMPACT TABLE WITH IMPORT LEAKAGES - AGGREGATION L (SEE CHAPTER 4)

COMMODITY (COLUMNS)	OTHER UTILITIES	REAL ESTATE RENT	FINANCE & INSURANCE	HEALTH & EDUCATION	BUSINESS SERVICE	ACCCMMCD.& MEALS	PERSONAL SERVICES	RENT EX. R. ESTATE
INDUSTRY (ROWS)	185	186	187	188	189	190	191	192
PLASTIC RESIN MFG91	.000389	.000599	.000656	.000836	.000500	.001308	.001262	.002368
PHARMACEUTICAL 92	.000226	.000380	.000242	.026219	.002146	.000710	.001056	.000868
PAINT & VARNISH 93	.001297	.003155	.003229	.001112	.000963	.001762	.002519	.002856
SOAPS & CLEANERS 94	.001046	.000804	.000746	.001095	.000887	.002980	.009163	.006092
TOILET PREP.MFG. 95	.000069	.000165	.000132	.001001	.000276	.000385	.005164	.003248
OTH.CHEMICALS IND96	.004936	.003833	.003111	.005599	.006060	.006729	.012032	.010987
MISC. MFG.IND. 97	.001877	.003296	.002919	.012396	.004239	.004540	.008368	.036263
CONSTRUCTION 98	.057333	.084211	.083274	.010017	.008664	.020050	.020321	.122368
WH.&RETAIL TRADE 99	.023173	.034352	.022540	.040018	.020462	.119149	.043651	.186161
TRANSP.& STORAGE100	.018139	.018323	.013053	.016280	.019618	.049953	.024845	.143157
COMMUNICATIONS 101	.007763	.013826	.013673	.036665	.066533	.014931	.022273	.021266
UTILITIES 102	1.138190	.007390	.006501	.006850	.005714	.016225	.015274	.038888
FIN.INSUR.RL.EST103	.036804	.986030	1.051312	.062650	.040424	.055899	.147943	.069051
HEALTH&EDUCATION104	.000000	.000014	.000000	1.000001	.000000	.000001	.000001	.000001
BUSINESS SERVICE105	.007737	.010188	.010883	.011680	.939381	.007690	.011336	.011708
HOTEL,RESTAURANT106	.003532	.008415	.006777	.007996	.014895	.926704	.012049	.011978
OTHER SERVICES 107	.006649	.017035	.013944	.021229	.044136	.028697	.953602	.593027
OFFICE SUPPLIES 108	.002682	.013443	.013887	.023265	.015657	.006249	.010487	.010487
ADVTG.AND TRAVEL109	.010990	.021682	.021610	.025179	.047963	.030250	.038282	.037212
OPERATING SUPPL.110	.029012	.031014	.029802	.029084	.024476	.046451	.063900	.057049
NON-COMP.IMPORTS111	.000310	.000581	.000388	.000742	.000529	.013458	.001626	.001648
BAL.PAYMENT ADJ.112	.000000	.000000	.000000	.000000	.000000	.000000	.000000	.000000
COMMODITY TAXES 113	.005622	.006623	.005975	.010723	.006282	.011269	.013492	.018001
SUBSIDIES 114	-.006189	-.004284	-.003712	-.003337	-.004874	-.004963	-.002980	-.007983
INDIR.TX+GOV.SER115	.031154	.175106	.183571	.021660	.020596	.044541	.048346	.036789
WAGES + SALARIES116	.300207	.256288	.251661	.265226	.501300	.489395	.475021	.499951
NET-INC.UNINCORP117	.014734	.135669	.126464	.548268	.326017	.169478	.171326	.137519
SURPLUS 118	.611275	.394241	.405230	.107120	.113608	.197180	.228247	.239311
SUB TOT(111-118)119	.957112	.964223	.969577	.950403	.963459	.920357	.935078	.925237

TABLE 16 IMPACT TABLE WITH IMPORT LEAKAGES - AGGREGATION L (SEE CHAPTER 4)

TABLE 16 IMPACT TABLE WITH IMPORT LEAKAGES - AGGREGATION L (SEE CHAPTER 4)

COMMODITY (COLUMNS)	OFFICE SUPPLIES	ADVERTISING	TRAVEL & ENTERTAINMENT	CAFETERIA SUPPL.	OPERATING SUPPL.
INDUSTRY (ROWS)	193	194	195	196	197
NET EXPORTS	.0	.0	.0	.0	.0
RE-EXPORTS	-.0	-.0	-.0	-.0	-.0
IMPORTS	.0	.0	.0	.0	.0
INVENTORY CHANGE	.0	.0	.0	.0	.0
OTH. FINAL DEMAND	.0	.0	.0	.0	.0
IMPORT COEF.	-.000000	-.000000	-.000000	-.000000	-.000000
RE-EXPORT COEF.	.000000	.000000	.000000	.000000	.000000
AGRICULTURE 1	.011033	.044858	.044858	.036559	.036559
FORESTRY 2	.030701	.020220	.020220	.006161	.006161
FISHING, HUNTING 3	.000230	.001287	.001287	.000907	.000907
IRON MINES 4	.000396	.000434	.000434	.001633	.001633
BASE METAL MINES 5	.003057	.001873	.001873	.006288	.006288
URANIUM MINES 6	.000301	.000173	.000173	.000624	.000624
OTHER METAL MINES 7	.000689	.000307	.000307	.000385	.000385
COAL MINES 8	.001018	.000638	.000638	.001324	.001324
PETROLEUM, NAT. GAS 9	.004906	.005244	.005244	.007406	.007406
ASBESTOS MINES 10	.000081	.000207	.000207	.000387	.000387
AO NON-METAL MINE 11	.001144	.000906	.000906	.001832	.001832
MEAT PROCESSORS 12	.001788	.021051	.021051	.013106	.013106
POULTRY PROCESSOR 13	.000205	.002233	.002233	.001494	.001494
DAIRY FACTORIES 14	.001582	.018261	.018261	.009923	.009923
PROCESS CHEESE 15	.000152	.001023	.001023	.000737	.000737
FISH PROD. IND. 16	.000217	.001480	.001480	.001170	.001170
FRUIT & VEG. CANNERS 17	.000508	.006668	.006668	.003732	.003732
FEED MILLS 18	.001450	.004125	.004125	.003919	.003919
FLOUR MILLS 19	.000432	.003469	.003469	.002028	.002028
BREAKFAST CEREAL 20	.000046	.000698	.000698	.000268	.000268
BISCUIT MFG. 21	.000210	.001886	.001886	.000807	.000807
BAKERIES 22	.000644	.008878	.008878	.004548	.004548
CONFECTIONERY MFG 23	.000153	.000766	.000766	.000427	.000427
SUGAR REFINERIES 24	.000242	.003052	.003052	.001633	.001633
VEG. OIL MILLS 25	.000395	.000676	.000676	.002081	.002081
MISC. FOOD IND. 26	.001188	.008332	.008332	.004934	.004934
SOFT DRINKS MFG. 27	.000407	.007198	.007198	.002543	.002543
DISTILLERIES 28	.000286	.005846	.005846	.000393	.000393
BREWERY & WINERY 29	.000849	.019024	.019024	.000874	.000874
LEAF TOBACCO PROC 30	.000019	.000049	.000049	.000060	.000060
TOBACCO PROD. MFG. 31	.000034	.000031	.000031	.000101	.000101
RUBBER FOOTWEAR 32	.000266	.000021	.000021	.000183	.000183
TIRE & TUBE MFG. 33	.004190	.002267	.002267	.035906	.035906
OTH. RUBBER IND. 34	.020396	.001459	.001459	.007979	.007979
LEATHER TANNERIES 35	.000393	.000257	.000257	.000223	.000223
SHOE FACTORIES 36	.000035	.000044	.000044	.000366	.000366
GLOVE & LUGGAGE 37	.002102	.001691	.001691	.000374	.000374
COTTON YARN & CLOTH 38	.002593	.002887	.002887	.005817	.005817
WOOL YARN & CLOTH 39	.001082	.000595	.000595	.000619	.000619
SYN. TEXTILE MILLS 40	.003021	.001760	.001760	.003028	.003028

TABLE 16 IMPACT TABLE WITH IMPORT LEAKAGES - AGGREGATION L (SEE CHAPTER 4)

COMMODITY (COLUMNS)	OFFICE SUPPLIES 193	ADVERTISING 194	TRAVEL & ENTERTAINMENT 195	CAFETERIA SUPPL. 196	OPERATING SUPPL. 197
INDUSTRY (ROWS)					
CARPET, MAT, RUG 41	.000019	.000035	.000035	.000046	.000046
LINOL. & COATED FAB 42	.000994	.000373	.000373	.001202	.001202
TEXTILE BAG & CANVAS 43	.000363	.000542	.000542	.001141	.001141
OTH. TEXTILE IND. 44	.001853	.001351	.001351	.004427	.004427
HOSIERY MILLS 45	.000014	.000014	.000014	.000038	.000038
OTHER KNITTING 46	.000165	.000107	.000107	.000234	.000234
CLOTHING IND. 47	.000765	.000774	.000774	.003339	.003339
SAWMILLS 48	.005142	.002682	.002682	.002859	.002859
VENEER & PLYWOOD 49	.000715	.000502	.000502	.000480	.000480
SASH & DOOR & PLANING 50	.000553	.000549	.000549	.000801	.000801
OTHER WOOD IND. 51	.001465	.001077	.001077	.001956	.001956
HOUSE FURNITURE 52	.000203	.000247	.000247	.000877	.000877
OTH. FURNITURE IND 53	.000217	.000282	.000282	.000850	.000850
PULP & PAPER MILLS 54	.130140	.057523	.057523	.016338	.016338
ASPHALT ROOFING 55	.000431	.000206	.000206	.000536	.000536
PAPER BOX & BAG MFG 56	.018789	.007090	.007090	.008714	.008714
AD PAPER CONVERT. 57	.086194	.005190	.005190	.004265	.004265
PRINT-PUBLISHING 58	.515010	.291576	.291576	.018213	.018213
IRON & STEEL MILLS 59	.006531	.004770	.004770	.027406	.027406
STEEL PIPE & TUBE 60	.000808	.000684	.000684	.003765	.003765
IRON FOUNDRIES 61	.000417	.000413	.000413	.002735	.002735
SMELTING & REFINING 62	.007852	.003752	.003752	.014832	.014832
ALUM. ROLL. CAST. 63	.002894	.000787	.000787	.002687	.002687
COPPER ROLL. CAST 64	.001372	.000717	.000717	.003568	.003568
METAL ROLL. CAST 65	.001874	.001022	.001022	.001740	.001740
BOILER & PLATEWORKS 66	.000325	.000363	.000363	.001853	.001853
FABR. STRUCT. METAL 67	.001111	.001105	.001105	.003966	.003966
ORN. & ARCH. METAL 68	.000515	.000690	.000690	.001420	.001420
METAL STAMPING 69	.003615	.004619	.004619	.010546	.010546
WIRE & PROD. MFG. 70	.007872	.002716	.002716	.035075	.035075
HARDWARE & CUTLERY 71	.002150	.000953	.000953	.017791	.017791
OTHER METAL IND 72	.002622	.002279	.002279	.015981	.015981
AD MACHINERY MFG. 73	.003045	.003270	.003270	.048951	.048951
REFRIG. & STORE MCH 74	.001186	.001060	.001060	.005224	.005224
AIRCRAFT & PARTS 75	.001124	.003451	.003451	.001794	.001794
MOTOR VEH. MFG. 76	.001318	.000855	.000855	.006719	.006719
VEHICLE PARTS MFG 77	.002357	.002033	.002033	.030490	.030490
OTH. TRANSP. EQ. IND 78	.000783	.002087	.002087	.002680	.002680
ELEC. APPLIANCE 79	.000393	.000452	.000452	.003221	.003221
COM. EQ. & WIRE MFG. 80	.002541	.002428	.002428	.016575	.016575
ELEC. INDUST. EQ. 81	.001041	.000853	.000853	.011251	.011251
OTH. ELEC. PROD. IND 82	.001791	.001682	.001682	.022843	.022843
CEMENT & LIME MFG. 83	.000450	.000537	.000537	.000622	.000622
CONCRETE & GYPSUM 84	.000753	.001128	.001128	.001194	.001194
CLAY, STONE & REFRACT 85	.000291	.000544	.000544	.000838	.000838
GLASS & PROD. MFG. 86	.000955	.002247	.002247	.002041	.002041
OTH. NON-METAL MIN 87	.000847	.000689	.000689	.005828	.005828
PETR. PROD. IND. 88	.011947	.014839	.014839	.017722	.017722
EXPLOSIVES & AMMUN. 89	.000370	.000334	.000334	.000628	.000628
MIXED FERTILIZER 90	.000238	.000719	.000719	.000728	.000728

TABLE 16 IMPACT TABLE WITH IMPORT LEAKAGES - AGGREGATION L (SEE CHAPTER 4)

TABLE 16 IMPACT TABLE WITH IMPORT LEAKAGES - AGGREGATION L (SEE CHAPTER 4)

COMMODITY (COLUMNS)	OFFICE SUPPLIES 193	ADVERTISING 194	TRAVEL & ENTERTAINMENT 195	CAFETERIA SUPPL. 196	OPERATING SUPPL. 197
INDUSTRY (ROWS)					
PLASTIC RESIN MFG91	.004931	.001660	.001660	.004892	.004892
PHARMACEUTICAL 92	.000501	.001070	.001070	.005926	.005926
PAINT & VARNISH 93	.002366	.001688	.001688	.029359	.029359
SOAPS & CLEANERS 94	.001199	.001972	.001972	.019771	.019771
TOILET PREP. MFG. 95	.000235	.000522	.000522	.001014	.001014
OTH. CHEMICALS IND96	.024810	.010870	.010870	.042414	.042414
MISC. MFG. IND. 97	.074886	.017288	.017288	.026476	.026476
CONSTRUCTION 98	.013490	.021214	.021214	.014647	.014647
WH. & RETAIL TRADE 99	.127085	.091071	.091071	.347452	.347452
TRANSP. & STORAGE100	.066537	.132841	.132841	.058663	.058663
COMMUNICATIONS 101	.022203	.091094	.091094	.023590	.023590
UTILITIES 102	.017751	.014599	.014599	.017811	.017811
FIN. INSUR. RL. EST103	.033561	.042387	.042387	.044386	.044386
HEALTH & EDUCATION104	.000000	.000000	.000000	.000000	.000000
BUSINESS SERVICE105	.007745	.078137	.078137	.009246	.009246
HOTEL, RESTAURANT106	.013006	.319018	.319018	.014005	.014005
OTHER SERVICES 107	.016834	.043773	.043773	.066392	.066392
OFFICE SUPPLIES 108	1.008324	.008162	.008162	.009220	.009220
ADVTG. AND TRAVEL109	.040298	1.036227	1.036227	.040962	.040962
OPERATING SUPPL.110	.042119	.040819	.040819	1.039571	1.039571
NON-COMP. IMPORTS111	.002211	.005499	.005499	.006358	.006358
BAL. PAYMENT ADJ.112	.000000	.000000	.000000	.000000	.000000
COMMODITY TAXES 113	.062875	.038996	.038996	.038988	.038988
SUBSIDIES 114	-.004979	-.010705	-.010705	-.007527	-.007527
INDIR. TX + GOV. SER115	.023005	.032179	.032179	.026321	.026321
WAGES + SALARIES116	.455614	.490478	.490478	.393750	.393750
NET-INC. UNINCORP117	.036628	.105205	.105205	.066480	.066480
SURPLUS 118	.202824	.220675	.220675	.195993	.195993
SUB TOT(111-118)119	.778179	.882326	.882326	.720362	.720362

T A B L E 17

Valuation Conversion Coefficients, 1961 - Aggregation L

(See Chapter 4 for definitions and qualifications)

No.	Commodities	(1) Trade & Transportation Margins to F.O.B. Point of Shipment as a pro- portion of Trade of Canada Exports	(2) Trade & Transportation Margins from F.O.B. Point of Shipment as a proportion of Trade of Canada Exports	(3) Transportation Margins to Canadian Border as a proportion of Trade of Canada Imports	(4) Import Duties as a proportion of Trade of Canada Imports	(5) Trade & Transportation Margins as a proportion of Other Final Demand at Purchasers' Prices	(6) Commodity Taxes as a proportion of Other Final Demand at Purchasers' Prices
1	Live animals	.010167	.018154	.114720	.063048	.035640	-
2	Grain	.117111	-	.022727	.060275	.079051	-
3	Fruits, nuts and vegetables	.095149	-	.351470	.071698	.375285	-
4	Milk, unprocessed	-	-	-	-	.009446	-
5	Eggs in the shell	.092063	-	.032099	.035206	.149429	-
6	Tobacco	-	-	-	-	-	-
7	Oil seeds, oil nuts and oil kernels	.067207	-	.143098	.000588	.041392	-
8	Agricultural products, n.e.s.	.092448	.010597	.128127	.060955	.505551	-
9	Forestry products	.065710	.010204	.058092	-	.192366	-
10	Fish landings	-	.042060	.056929	.102472	.388486	-
11	Fur skins, undressed, excluding ranch	.045443	.008558	.058824	-	-	-
12	Iron ores and concentrates	.230706	-	.027407	-	-	-
13	Metallic ores & concentrates, n.e.s.	-	.156333	.190763	.000047	-	-
14	Radioactive ores and concentrates	.002164	.016320	-	-	-	-
15	Gold and platinum ores and concentrates	-	.003520	-	-	-	-
16	Coal	.051969	.537171	.608138	.041837	.385092	-
17	Crude mineral oils	-	.215011	.226088	-	-	-
18	Natural gas	-	.363069	.570258	.098361	.884583	-
19	Products incidental to mining (including sulphur)	-	.250188	.337980	.001879	-	-
20	Asbestos, crude and milled fibres	.021496	.031218	.434973	.003279	-	-
21	Clay and gypsum	-	.150788	.619680	.004729	-	-
22	Salt	.220926	.038883	.625407	.033659	.343980	-
23	Non-metallic minerals, n.e.s.	.131746	.109031	.606014	.021473	.903333	-
24	Meat	.043096	-	.052658	.061780	.202610	-
25	Hides and skins, raw	.054178	-	.055773	-	-	-
26	Margarine, animal oils and fats, and lard	.033076	-	.081332	.122754	.182621	.051200
27	Meat by-products, n.e.s.	.092504	.002643	.056943	.035132	-	-
28	Poultry	-	.019157	.034842	.136024	.146109	-
29	Milk and cream, fresh processed	-	-	.125000	.125000	.149088	-
30	Butter	-	-	-	-	.151756	-

continued

TABLE 17- cont'd.

No.	Commodities	(1) Trade & Transportation Margins to F.O.B. Point of Shipment as a proportion of Trade of Canada Exports	(2) Trade & Transportation Margins from F.O.B. Point of Shipment as a proportion of Trade of Canada Exports	(3) Transportation Margins to Canadian Border as a proportion of Trade of Canada Imports	(4) Import Duties as a proportion of Trade of Canada Imports	(5) Trade & Transportation Margins as a proportion of Other Final Demand at Purchasers' Prices	(6) Commodity Taxes as a proportion of Other Final Demand at Purchasers' Prices
31	Cheese, milk and cheddar	-	.019933	.045841	.068154	.336480	-
32	Dairy products, n.e.s.	.005246	.019971	.115566	.093946	.304636	-
33	Process cheese, mayonnaise	-	.020000	.051590	.092580	.218322	-
34	Fish products	.047017	-	.085590	.122289	.459282	-
35	Fruit and vegetable products	.025008	-	.071733	.106982	.228132	.002702
36	Feeds and concentrates	.002357	.019250	.659830	.107496	.155388	-
37	Flour and meal, cereal and vegetable	.027861	-	.117741	.104747	.293415	-
38	Breakfast cereals	.070022	-	.052632	.187134	.249910	-
39	Biscuits and similar products	.071162	-	.048848	.095138	.221905	-
40	Bakery products	-	.015004	.072975	.141620	.257888	.000220
41	Confectionery products	-	.015695	.046262	.071085	.325648	.062667
42	Sugar and molasses	-	.020702	.276204	.071851	.240002	-
43	Oilseed meal, cake and oil	.001052	.035904	.103696	.054011	-	-
44	Coffee and tea	.061751	-	.064967	.015533	.186775	-
45	Food products and by-products, n.e.s.	.036951	.006220	.082311	.189977	.242270	.005123
46	Soft drinks and concentrates	-	.024390	.041017	.150730	.117444	.074678
47	Distillery products	-	.015386	.047140	1.744135	.381010	.338374
48	Brewery and winery products	.010811	.036193	.034968	.236122	.380244	.206254
49	Tobacco, processed but unmanufactured	-	.028869	.014813	.085865	-	-
50	Tobacco products	-	.009709	.006747	.705256	.142160	.545053
51	Footwear, rubber and plastic	.006369	.009554	.046527	.229189	.292700	.067920
52	Tires and tubes	.204565	-	.013023	.176266	.304322	.060900
53	Rubber products, n.e.s.	.216349	-	.017668	.176772	.275872	.052034
54	Leather	.003560	.018688	.020567	.118008	.259598	-
55	Footwear, leather	.055740	-	.041000	.244724	.363906	.060079
56	Leather products, n.e.s.	.094516	.015152	.035510	.205933	.173622	.078603
57	Yarn, cotton and cotton blends	.030027	.027298	.090997	.115070	.462952	.060012
58	Fabrics and products, cotton	.039115	.029178	.025308	.226286	.399661	.073667
59	Yarn and fabric, wool and wool blends	.008699	.036607	.023437	.258798	.442553	.061763
60	Yarns and fibres, synthetic	.005705	.014430	.014846	.169909	.338505	.044756
61	Fabrics and products, synthetic fibres and blends	.025129	.042204	.032509	.236348	.393329	.050492
62	Carpeting	-	.016393	.055561	.294992	.369298	.060415
63	Coated fabric and linoleum	.019694	.013129	.016107	.258213	.386646	.025621
64	Canvas products	-	-	.028090	.256742	.206222	.077930
65	Containers, textile	.035794	-	.032197	.196970	.112016	.033010
66	Felt	-	.031746	.008696	.234783	.416728	.052426
67	Cordage and twine	.013605	.024856	.049686	.029645	.302746	.046885

continued

TABLE 17- cont'd.

	(1)	(2)	(3)	(4)	(5)	(6)
No. Commodities	Trade & Transportation Margins to F.O.B. Point of Shipment as a proportion of Trade of Canada Exports	Trade & Transportation Margins from F.O.B. Point of Shipment as a proportion of Trade of Canada Exports	Transportation Margins to Canadian Border as a proportion of Trade of Canada Imports	Import Duties as a proportion of Trade of Canada Imports	Trade & Transportation Margins as a proportion of Other Final Demand at Purchasers' Prices	Commodity Taxes as a proportion of Other Final Demand at Purchasers' Prices
68 Fabrics, lace, narrow, quilting, belting and foam	.001435	.032998	.144331	.095980	.404266	.010355
69 Textile products, n.e.s.	.024778	.046736	.045863	.089610	.264448	.060877
70 Hosiery	-	.014134	.027027	.280405	.318025	.063967
71 Fabrics, knitted	.007509	.038798	.010731	.293912	.500962	.151404
72 Clothing, knitted	.040191	-	.026929	.285088	.424235	.054118
73 Clothing, fur	.010250	.047560	.065444	.154338	.373446	.056789
74 Clothing, n.e.s.	.013976	.008514	.033207	.253763	.379993	.056892
75 Pulpwood chips and wood by-products	.054879	-	.081042	.007236	-	-
76 Sawmill products	.083756	.052572	.175404	.012468	.121483	-
77 Plywood and Veneer	.065175	-	.078022	.159034	.379211	-
78 Millwork (woodwork)	-	.051948	.083117	.190584	.184494	.010112
79 Containers, wooden	.002237	.067114	.082169	.194330	.141013	.067565
80 Wood products, n.e.s.	.022278	.050561	.064635	.051629	.179335	.074038
81 Furniture, household	-	.015260	.025011	.231881	.342590	.064733
82 Furniture, n.e.s.	.008012	.013838	.024303	.209991	.201861	.065344
83 Pulp	.022408	.046542	.096924	-	-	-
84 Paper stock	.035335	.040263	.036611	.156604	.209092	.073748
85 Paper products and by-products, n.e.s.	.057842	.011778	.084691	.185206	.099115	.082743
86 Building paper and construction materials	-	.052632	.261983	.150413	-	-
87 Paper, cartons	-	.014423	.030700	.196078	.335479	.068486
88 Converted paper products	-	.015952	.044395	.182234	.375869	.048622
89 Printed matter	-	.015008	.012542	.054890	.189443	.021096
90 Printing and publishing	.216382	-	.006240	.022440	.014652	.009158
91 Pig iron, steel in primary shapes, and ferro alloys	.034450	.015257	.097741	.047844	-	-
92 Steel bars and rods	.027475	.029318	.185525	.080389	-	-
93 Steel plates, sheet and strip	.028515	.030990	.076417	.095335	-	-
94 Structural shapes, including rails and track material of steel	.001762	.030570	.121774	.054435	-	-
95 Steel castings	.024526	.055741	.028222	.161838	-	-
96 Graphite and carbon products and coal tar	.049475	.025487	.169132	.077648	-	-
97 Steel pipes and tubes	.043789	.026988	.089892	.095144	-	-
98 Iron castings	.057363	.030191	.041211	.160048	.101250	-
99 Non-ferrous base metals and alloys in primary forms	.027602	.014396	.133994	.021416	-.000423	-

continued

TABLE 17- cont'd.

	(1)	(2)	(3)	(4)	(5)	(6)
No. Commodities	Trade & Transportation Margins to F.O.B. Point of Shipment as a proportion of Trade of Canada Exports	Trade & Transportation Margins from F.O.B. Point of Shipment as a proportion of Trade of Canada Exports	Transportation Margins to Canadian Border as a proportion of Trade of Canada Imports	Import Duties as a proportion of Trade of Canada Imports	Trade & Transportation Margins as a proportion of Other Final Demand at Purchasers' Prices	Commodity Taxes as a proportion of Other Final Demand at Purchasers' Prices
100 Aluminum, cast, rolled or extruded	.054429	-	.010410	.104548	-	-
101 Copper and copper alloys	.014385	-	.026389	.126354	-	-
102 Non-ferrous metals, cast, rolled or extruded, n.e.s.	.032220	-	.023723	.030107	.004413	-
103 Plates, tanks and boilers	.043494	.023959	.022758	.134050	.070889	.010222
104 Basic steel products, punched, drilled, or otherwise fabricated (including structural)	-	.029554	.034785	.166373	.174768	.066084
105 Fences, doors and architectural metal products, n.e.s.	-	.076775	.030979	.175341	-	-
106 Containers, metal	.047551	-	.029650	.194539	.237797	.042373
107 Basic metal products, stamped, pressed or perforated	.011207	.039226	.027658	.090381	.122320	.050441
108 Metal household products, including ash cans, ironing boards and cooking utensils	.006061	.036364	.019329	.157476	.176058	.071314
109 Wire and wire products	.024143	.032243	.047515	.150501	.294501	.048681
110 Hardware, n.e.s.	.059203	-	.018198	.177714	.694437	.009228
111 Tools and cutting equipment	.079794	.012564	.010653	.159086	.316861	.032068
112 Heating and fuel burning equipment	.044295	.026480	.022045	.196042	.103646	.075272
113 Forgings and plumbing equipment of steel, metal, and plumber's brass	.088369	.010583	.024281	.165734	-	-
114 Equipment, metal fabricated, including firearms and firefighting and traffic control equipment	.074388	-	.031322	.190442	.115571	.064165
115 Agricultural implements	.056524	.022588	.008658	.001275	.276367	-
116 Industrial machinery	.139651	.016772	.011681	.094493	.190292	.030299
117 Refrigeration and air conditioning equipment	.040046	-	.021066	.164111	.140667	.080884
118 Office and store machinery	.189701	.000164	.010768	.113597	.089713	.080814
119 Aircraft and aircraft equipment	.019749	.004058	.015411	.001800	.039749	.070378
120 Modification, conversion, servicing, overhaul and repair to aircraft and engines	-	-	-	-	-	-
121 Passenger automobiles and chassis	-	.010013	.023905	.106416	.211138	.097894
122 Commercial vehicles	-	.010002	.005950	.154970	.174945	.080523
123 Commercial trailers and semi-trailers	.096932	-	.011614	.203028	.062388	.084193
124 Motor vehicles and accessories, n.e.s.	.053703	.000866	.015602	.085890	.070556	.072648
125 Motor vehicle parts and assemblies, n.e.s.	.232185	-	.017644	.065457	.542400	.032913
126 Railway rolling stock	.002407	.014177	.013691	.128489	.146623	.080471

continued

TABLE 17- cont'd.

	(1)	(2)	(3)	(4)	(5)	(6)
No. Commodities	Trade & Transportation Margins to F.O.B. Point of Shipment as a proportion of Trade of Canada Exports	Trade & Transportation Margins from F.O.B. Point of Shipment as a proportion of Trade of Canada Exports	Transportation Margins to Canadian Border as a proportion of Trade of Canada Imports	Import Duties as a proportion of Trade of Canada Imports	Trade & Transportation Margins as a proportion of Other Final Demand at Purchasers' Prices	Commodity Taxes as a proportion of Other Final Demand at Purchasers' Prices
127 Ships and boats, including parts and accessories	.014401	.008401	.012486	.055254	.107019	.030892
128 Vehicles, n.e.s.	.047504	-	.010734	.136619	.169789	.069441
129 Ship repair	-	-	-	-	-	-
130 Small electrical appliances	.013793	-	.011852	.153800	.300112	.071754
131 Refrigerators, freezers and combinations, domestic	.008971	.026914	.021976	.182702	.190979	.075073
132 Gas stoves and electric ranges, domestic	.076990	.067474	.024959	.232650	.242569	.070108
133 Appliances, domestic, n.e.s.	.014048	.052597	.017648	.186221	.239737	.072284
134 Communications equipment	.096457	.008675	.008351	.132652	.141953	.087824
135 Wire and cable, electrical	.002923	.032440	.021576	.126299	.106748	.057186
136 Industrial equipment, electrical	.035640	.024910	.010735	.138714	.105787	.046830
137 Radio, television and sound recording and reproducing equipment	-	.034786	.014468	.174800	.331474	.130751
138 Batteries	.185714	-	.006911	.181546	.386103	.059246
139 Light bulbs and fixtures	.002536	.030431	.006595	.206603	.236774	.065072
140 Electrical equipment, n.e.s.	.003276	.029484	.005802	.174372	.208406	.043457
141 Cement	.048780	.125802	.412977	.038931	-	-
142 Lime	-	.315985	.690298	.151119	-	-
143 Plasters and other gypsum basic products	.163793	-	.136919	.105134	-	-
144 Concrete basic products	.012195	.021341	.217526	.167010	-	-
145 Clay products including porcelain and vitreous china	.046133	.022388	.072579	.160712	.378598	.054578
146 Refractories	.064126	.012099	.202211	.059240	-	-
147 Natural stone products	-	.016393	.156510	.110156	.145172	.072854
148 Glass and glass products	.090602	.008441	.062340	.093728	.341816	.058869
149 Mineral wool and thermal insulation materials, n.e.s.	-	.025641	.122776	.217082	-	-
150 Asbestos basic products	.165234	.005731	.197685	.118573	.069725	.055046
151 Non-metallic mineral basic products, n.e.s.	.067928	.000034	.074253	.102749	.243496	.045122
152 Gasoline	.111748	.000819	.292117	.061191	.317797	.354896
153 Fuel oil	.093835	-	.346798	.045990	.290442	.009602
154 Lubricating oil and grease	.349462	-	.101728	.125454	.612424	.025301
155 Petroleum and coal products, n.e.s.	.089842	.039755	.185672	.093484	.521452	.020524
156 Explosives including ammunition and pyrotechnics	.007876	.008481	.042058	.150430	.060253	.085847

continued

TABLE 17 - cont'd.

No.	Commodities	(1) Trade & Transportation Margins to F.O.B. Point of Shipment as a pro- portion of Trade of Canada Exports	(2) Trade & Transportation Margins from F.O.B. Point of Shipment as a proportion of Trade of Canada Exports	(3) Transportation Margins to Canadian Border as a proportion of Trade of Canada Imports	(4) Import Duties as a proportion of Trade of Canada Imports	(5) Trade & Transportation Margins as a proportion of Other Final Demand at Purchasers' Prices	(6) Commodity Taxes as a proportion of Other Final Demand at Purchasers' Prices
157	Fertilizers	.074286	-	.377425	.006036	.584186	-
158	Plastic resins, cellulosic plastic film and sheet, and products incidental to resin manufacturing	.112046	.007182	.016234	.060314	.163333	.012500
159	Medicinal and pharmaceutical products	.039575	-	.008706	.128600	.430449	.045693
160	Paint and related products	.042553	-	.016040	.170624	.410707	.002370
161	Soaps, detergents, cleaning compounds and javel water	.086538	-	.036306	.153354	.378686	.052333
162	Vegetable oils and glycerine, refined (excluding corn oil) and dentrifrices	.078732	.003594	.097766	.069954	.291915	.091441
163	Toilet preparations and cosmetics	-	.018265	.009369	.232072	.391793	.097174
164	Pigments, dyes, inks, and tanning materials	.035258	.021655	.041842	.078940	.164319	-
165	Inorganic chemicals	.047049	.023727	.184182	.096922	.207963	.031487
166	Organic and organo-inorganic chemicals	.026604	.039054	.060751	.060518	.095199	.016273
167	Industrial chemical products including synthetic rubber, adhesives and insecticides	.046355	.003647	.034851	.057374	.184691	.062527
168	Household chemical products	.083981	.031104	.024410	.166066	.275879	.074808
169	Scientific & laboratory equipment	.113329	.002268	.033998	.059858	.180626	.022552
170	Jewellery, including watches and tableware	.152298	-	.027807	.124966	.409387	.068383
171	Plastic fabricated products	.052696	.024925	.018441	.141254	.232149	.067243
172	Sporting goods and toys	.089725	-	.020397	.199578	.320053	.060646
173	Fur dressing and dyeing	-	-	-	-	-	-
174	Signs and displays	.125261	-	.042134	.210668	.062254	.043341
175	Notions	.052239	-	.026925	.239809	.446627	.051087
176	Office, desk and writing equipment	.042466	-	.093544	.171607	.271408	.060313
177	End products, n.e.s.	.066970	.000142	.030403	.136320	.325869	.064593
178	Construction	-	-	-	-	-	-
179	Wholesale and retail trade	-	-	-	-	-	-
180	Transportation and storage	-	-	-	-	-	-
181	Radio and television broadcasting	-	-	-	-	-	-
182	Telephone & telegraph communications	-	-	-	-	-	-
183	Postal services	-	-	-	-	-	-
184	Electric power	.063315	-	-	-	-	-
185	Gas distribution and other utilities	.076271	-	.303491	-	-	-
186	Real estate rent	-	-	-	-	-	-
187	Insurance & other financial services	-	-	-	-	-	-
188	Health and education	-	-	-	-	-	-
189	Business services	-	-	-	-	-	-

continued

TABLE 17 - cont'd.

	(1)	(2)	(3)	(4)	(5)	(6)
No. Commodities	Trade & Transportation Margins to F.O.B. Point of Shipment as a proportion of Trade of Canada Exports	Trade & Transportation Margins from F.O.B. Point of Shipment as a proportion of Trade of Canada Exports	Transportation Margins to Canadian Border as a proportion of Trade of Canada Imports	Import Duties as a proportion of Trade of Canada Imports	Trade & Transportation Margins as a proportion of Other Final Demand at Purchasers' Prices	Commodity Taxes as a proportion of Other Final Demand at Purchasers' Prices
190 Accommodation and meals	-	-	-	-	-	-
191 Personal services, n.e.s.	-	-	-	-	-	.034482
192 Rentals, excluding real estate	-	-	-	-	-	-
193 Office supplies	-	-	-	-	-	-
194 Advertising	-	-	-	-	-	-
195 Travelling and entertainment	-	-	-	-	-	-
196 Cafeteria supplies	-	-	-	-	-	-
197 Repair and Operating Supplies	-	-	-	-	-	-
198 Non-competitive imports	.080756	-	.211814	.039720	.302889	-