






## Molecular Cancer Therapeutics

# Table of Contents

  
AACR  
American Association  
for Cancer Research

April 2014 • Volume 13 • Number 4

**Highlights of This Issue 765****SMALL MOLECULE THERAPEUTICS**

- 767** **Antitumor Effects in Gastrointestinal Stromal Tumors Using Photodynamic Therapy with a Novel Glucose-Conjugated Chlorin**  
 Mamoru Tanaka, Hiromi Kataoka, Shigenobu Yano, Hiromi Ohi, Kazuhiro Moriwaki, Haruo Akashi, Takahiro Taguchi, Noriyuki Hayashi, Shingo Hamano, Yoshinori Mori, Eiji Kubota, Satoshi Tanida, and Takashi Joh
- 776** **Combinatorial Therapy Using Dovitinib and ICI182.780 (Fulvestrant) Blocks Tumoral Activity of Endometrial Cancer Cells**  
Nuria Eritja, Mónica Domingo, Maria Alba Dosil, Cristina Mirantes, Maria Santacana, Joan Valls, Antonio Llombart-Cussac, Xavier Matias-Guiu, and Xavier Dolcet
- 788** **Gramicidin A Blocks Tumor Growth and Angiogenesis through Inhibition of Hypoxia-Inducible Factor in Renal Cell Carcinoma**  
Justin M. David, Tori A. Owens, Landon J. Inge, Ross M. Bremner, and Ayyappan K. Rajasekaran
- 800** **Effect of Niclosamide on Basal-like Breast Cancers**  
Angelina I. Londoño-Joshi, Rebecca C. Arend, Laura Aristizabal, Wenyan Lu, Rajeev S. Samant, Brandon J. Metge, Bertha Hidalgo, William E. Grizzle, Michael Conner, Andres Forero-Torres, Albert F. LoBuglio, Yonghe Li, and Donald J. Buchsbaum
- 812** **Monensin Inhibits Canonical Wnt Signaling in Human Colorectal Cancer Cells and Suppresses Tumor Growth in Multiple Intestinal Neoplasia Mice**  
Lucie Tumova, Antonio R. Pombinho, Martina Vojtechova, Jitka Stancikova, Dietmar Gradl, Michaela Krausova, Eva Sloncova, Monika Horazna, Vitezslav Kriz, Olga Machonova, Jindrich Jindrich, Zbynek Zdrahal, Petr Bartunek, and Vladimir Korinek
- 823** **Novel ATP-Competitive MEK Inhibitor E6201 Is Effective against Vemurafenib-Resistant Melanoma Harboring the MEK1-C121S Mutation in a Preclinical Model**  
 Yusuke Narita, Kiyoshi Okamoto, Megumi Ikemori Kawada, Kazuma Takase, Yukinori Minoshima, Kotaro Kodama, Masao Iwata, Norimasa Miyamoto, and Kohei Sawada
- 833** **The NADPH Oxidase Inhibitor Imipramine-Blue in the Treatment of Burkitt Lymphoma**  
Marcel Klingenberg, Jürgen Becker, Sonja Eberth, Dieter Kube, and Jörg Wilting
- 842** **Selective Inhibition of EZH2 by EPZ-6438 Leads to Potent Antitumor Activity in EZH2-Mutant Non-Hodgkin Lymphoma**  
 Sarah K. Knutson, Satoshi Kawano, Yukinori Minoshima, Natalie M. Warholc, Kuan-Chun Huang, Yonghong Xiao, Tadashi Kadowaki, Mai Uesugi, Galina Kuznetsov, Namita Kumar, Tim J. Wigle, Christine R. Klaus, Christina J. Allain, Alejandra Raimondi, Nigel J. Waters, Jesse J. Smith, Margaret Porter-Scott, Richard Chesworth, Mikel P. Moyer, Robert A. Copeland, Victoria M. Richon, Toshimitsu Uenaka, Roy M. Pollock, Kevin W. Kuntz, Akira Yokoi, and Heike Keilhack
- 855** **Fatostatin Displays High Antitumor Activity in Prostate Cancer by Blocking SREBP-Regulated Metabolic Pathways and Androgen Receptor Signaling**  
Xiangyan Li, Yi-Ting Chen, Peizhen Hu, and Wen-Chin Huang
- 867** **Birinapant (TL32711), a Bivalent SMAC Mimetic, Targets TRAF2-Associated cIAPs, Abrogates TNF-Induced NF- $\kappa$ B Activation, and Is Active in Patient-Derived Xenograft Models**  
 Christopher A. Benetatos, Yasuhiro Mitsuchi, Jennifer M. Burns, Eric M. Neiman, Stephen M. Condon, Guangyao Yu, Martin E. Seipel, Gurpreet S. Kapoor, Matthew G. LaPorte, Susan R. Rippin, Yijun Deng, Mukta S. Hendi, Pavan K. Tirunahari, Yu-Hua Lee, Thomas Haimowitz, Matthew D. Alexander, Martin A. Graham, David Weng, Yigong Shi, Mark A. McKinlay, and Srinivas K. Chunduru
- 880** **Preclinical Evaluation of AMG 925, a FLT3/CDK4 Dual Kinase Inhibitor for Treating Acute Myeloid Leukemia**  
 Kathleen Keegan, Cong Li, Zhihong Li, Ji Ma, Mark Ragains, Suzanne Coberly, David Hollenback, John Eksterowicz, Lingming Liang, Margaret Weidner, Justin Huard, Xianghong Wang, Grace Alba, Jessica Orf, Mei-Chu Lo, Sharon Zhao, Rachel Ngo, Ada Chen, Lily Liu, Timothy Carlson, Christophe Quéva, Lawrence R. McGee, Julio Medina, Alexander Kamb, Dineli Wickramasinghe, and Kang Dai

# Table of Contents

**890 Antitumor Activity of the Glutaminase Inhibitor CB-839 in Triple-Negative Breast Cancer**



Matt I. Gross, Susan D. Demo, Jennifer B. Dennison, Lijing Chen, Tania Chernov-Rogan, Bindu Goyal, Julie R. Janes, Guy J. Laidig, Evan R. Lewis, Jim Li, Andrew L. MacKinnon, Francesco Parlati, Mirna L.M. Rodriguez, Peter J. Shwonek, Eric B. Sjogren, Timothy F. Stanton, Taotao Wang, Jinfu Yang, Frances Zhao, and Mark K. Bennett

## LARGE MOLECULE THERAPEUTICS

**902 Rationale and Preclinical Efficacy of a Novel Anti-EMP2 Antibody for the Treatment of Invasive Breast Cancer**



Maoyong Fu, Erin L. Maresh, Gustavo F. Helguera, Meagan Kiyohara, Yu Qin, Negin Ashki, Tracy R. Daniels-Wells, Najib Aziz, Lynn K. Gordon, Jonathan Braun, Yahya Elshimali, Robert A. Soslow, Manuel L. Penichet, Lee Goodglick, and Madhuri Wadehra

**916 Inhibition of Tumor Growth and Angiogenesis by SP-2, an Anti-Lectin, Galactoside-Binding Soluble 3 Binding Protein (LGALS3BP) Antibody**

Sara Traini, Enza Piccolo, Nicola Tinari, Cosmo Rossi, Rossana La Sorda, Francesca Spinella, Anna Bagnato, Rossano Lattanzio, Maurizia D'Egidio, Annalisa Di Risio, Federica Tomao, Antonino Grassadonia, Mauro Piantelli, Clara Natoli, and Stefano Iacobelli

## CANCER BIOLOGY AND SIGNAL TRANSDUCTION

**926 V-ATPase Inhibition Regulates Anoikis Resistance and Metastasis of Cancer Cells**

Christina M. Schempp, Karin von Schwarzenberg, Laura Schreiner, Rebekka Kubisch, Rolf Müller, Ernst Wagner, and Angelika M. Vollmar

**938 PP2A Inhibition Is a Common Event in Colorectal Cancer and Its Restoration Using FTY720 Shows Promising Therapeutic Potential**

Ion Cristóbal, Rebeca Manso, Raúl Rincón, Cristina Caramés, Clara Senin, Aurea Borrero, Javier Martínez-Useros, María Rodríguez, Sandra Zazo, Oscar Aguilera, Juan Madoz-Gúrpide, Federico Rojo, and Jesús García-Foncillas

**948 Interferon- $\beta$  Induces Loss of Spherogenicity and Overcomes Therapy Resistance of Glioblastoma Stem Cells**

Caroline Happold, Patrick Roth, Manuela Silgner, Ana-Maria Florea, Katrin Lamszus, Karl Frei, Rene Deenen, Guido Reifenberger, and Michael Weller

**962 Bone Marrow-Derived Mesenchymal Stromal Cells Promote Survival and Drug Resistance in Tumor Cells**

Scott A. Bergfeld, Laurence Blavier, and Yves A. DeClerck

## COMPANION DIAGNOSTIC AND CANCER BIOMARKERS

**976 Decreased miR-340 Expression in Bone Marrow Is Associated with Liver Metastasis of Colorectal Cancer**



Hiroshi Takeyama, Hirofumi Yamamoto, Shinya Yamashita, Xin Wu, Hidekazu Takahashi, Junichi Nishimura, Naotsugu Haraguchi, Yasuhiro Miyake, Rei Suzuki, Kohei Murata, Masayuki Ohue, Takeshi Kato, Ichiro Takemasa, Tsunekazu Mizushima, Hideshi Ishii, Koshi Mimori, Yuichiro Doki, and Masaki Mori

## MODELS AND TECHNOLOGIES

**986 Effect of Small-Molecule Modification on Single-Cell Pharmacokinetics of PARP Inhibitors**

Greg M. Thurber, Thomas Reiner, Katherine S. Yang, Rainer H. Kohler, and Ralph Weissleder

**996 Novel Target for Peptide-Based Imaging and Treatment of Brain Tumors**

Maija Hyvönen, Juulia Enbäck, Tuulia Huhtala, Johanna Lammi, Harri Sihto, Janne Weisell, Heikki Joensuu, Katri Rosenthal-Aizman, Samir El-Andaloussi, Ulo Langel, Ale Närvänen, Gabriele Bergers, and Pirjo Laakkonen

**1008 Activation of Peroxisome Proliferator-Activated Receptor- $\beta/\delta$  (PPAR- $\beta/\delta$ ) Inhibits Human Breast Cancer Cell Line Tumorigenicity**

Pei-Li Yao, Jose L. Morales, Bokai Zhu, Boo-Hyon Kang, Frank J. Gonzalez, and Jeffrey M. Peters

AC icon indicates Author Choice

For more information please visit [www.aacrjournals.org](http://www.aacrjournals.org)

# Table of Contents

## ABOUT THE COVER

The cover image shows peptide-targeted SPECT/CT imaging of gliomas. Radiolabeled (indium,  $^{111}\text{In}$ ) CooP peptide was injected into the tail vein of intracranial U87MG tumor-bearing mice. Two hours after injection, accumulation of the  $^{111}\text{In}$ -conjugated CooP peptide was detectable using the SPECT/CT whole-body imaging device in brain tumors (mouse on left), while no control peptide could be detected in the tumors (mouse on right). For details, see article by Hyvönen et al., on page 996.

