

# Validation of prediction models for estimating moisture content of logging residues during storage

Johanna Routa, Natural Resources Institute  
Finland, Luke

Marja Kolström, UEF

Johanna Ruotsalainen, FMI

Lauri Sikanen, Luke

FORMEC 2016 Symposium:  
September 4 - 7, 2016 – Warsaw, Poland



- The most important factor influencing the quality and calorific value of fuel wood is moisture
- The latest methodology for moisture change monitoring has been constant weighing of piles in racks built on load cells.
- Drying models for estimating the optimal storage time based on average moisture change in fuel wood stacks stored outdoors have been developed for different energy wood piles.
- In Finnish energy wood procurement, harvesting of logging residues is very important. In 2015, logging residues comprised 32 % (2.4 Mm<sup>3</sup>) of the consumption of forest wood chips in Finland
- In this study, **models for logging residues** were validated against data from forest companies.

- The results of the validation are promising.
- The difference between measured and modelled moisture was on average only 0.4 %.
- The models presented can be implemented in every location in Finland, because the Finnish Meteorological Institute has a database for interpolated meteorological observations covering whole country in a 10 km x 10 km grid.
- For international use, model parameters need to be estimated case by case, but it should also be possible to implement the approach itself worldwide.

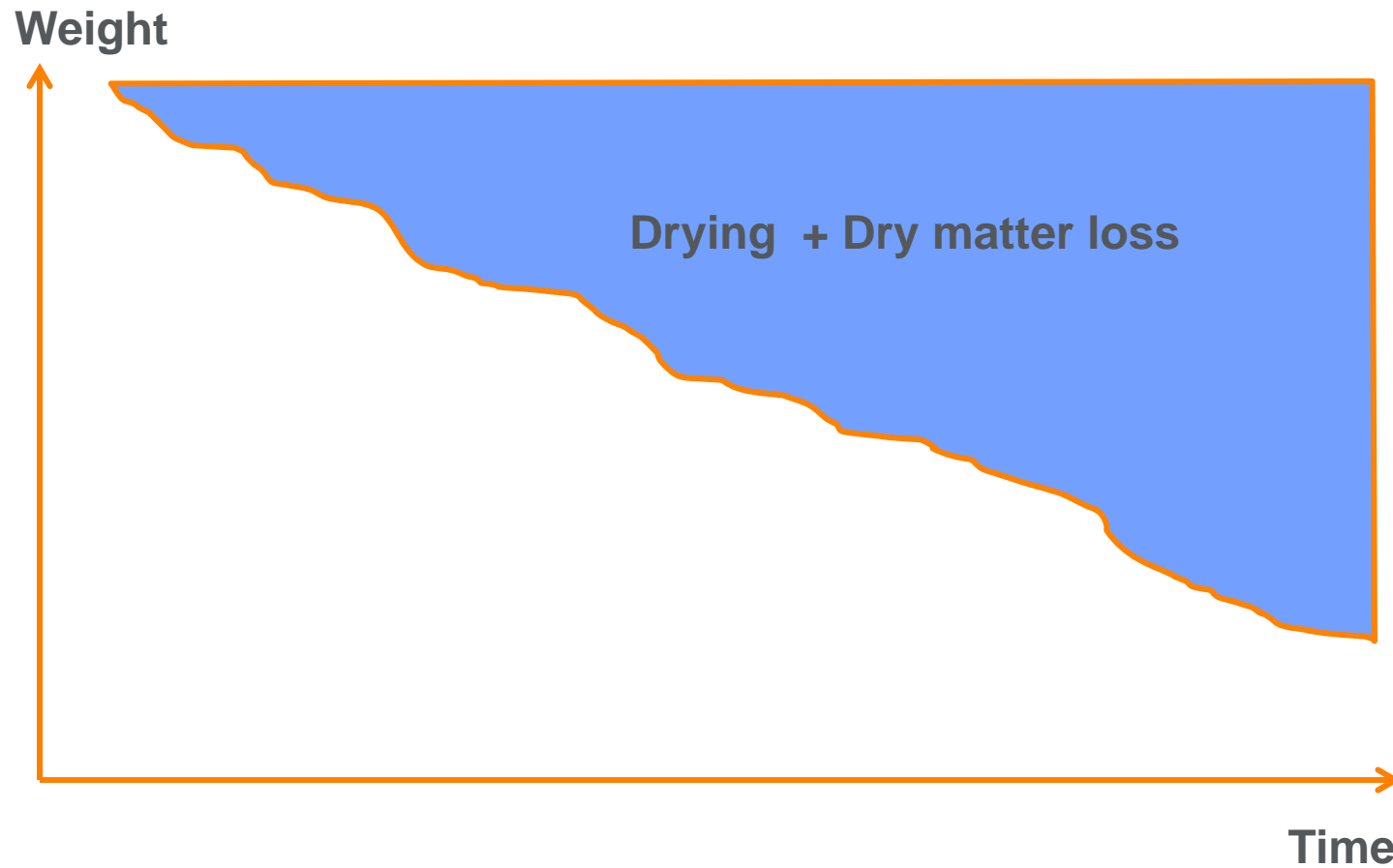








Change in the weight is not only drying of energy wood in long term...



# Dry matter losses

	Pile 1	Pile 2	Pile 3	Pile 4	Pile 5	Pile 6	Pile 7
Dry matter in the beginning of experiment, kg	1048.8	1508.2	1213.8	1915.5	1548.0	1140.2	1394.7
Moisture in the beginning of experiment, %	54.5	46.8	46.6	35.7	48.0	20.1	53.4
Dry matter in the end of experiment, kg	845.0	1141.7	944.7	1503.2	1439.6	1140	1235.4
Moisture in the end of experiment, % (3 samples, average)	45.5	51.2	36.6	37.8	49.2	35.8	57.5
Change in moisture, % units	- 9	+4.4	-10	+2.1	+1.2	+15.7	+4.1
Dry matter loss, kg	203.8	366.5	269.1	412.3	108.4	0	159.3
Time in storage, months	20.0	8.4	8.4	8.0	8.0	8.0	8.0
Dry matter loss, %	19.4	24.3	22.2	21.5	7.0	0	11.4
Dry matter loss per month, kg	10.2	43.6	32.0	51.5	13.6	0	19.9
<b>Dry matter loss per month, %</b>	<b>1.0</b>	<b>2.9</b>	<b>2.6</b>	<b>2.7</b>	<b>0.9</b>	<b>0</b>	<b>2.5</b>

# Drying models

Roadside storage models				
DMC = coef * (evaporation – precipitation) + const				
Moisture content (i) = moisture content (i-1) – DMC				
Model	coef	const	R <sup>2</sup>	SE
Logging residues, covered	0.105	-0.072	0.44	0.36
Logging residues, uncovered	0.17	-0.076	0.64	0.57
Stand model, logging residues				
Drying, during the period %= coef* $\sum \frac{\text{precipitation}}{\text{evaporation}}$ + const				
	-16.397	20.64	0.73	7.9



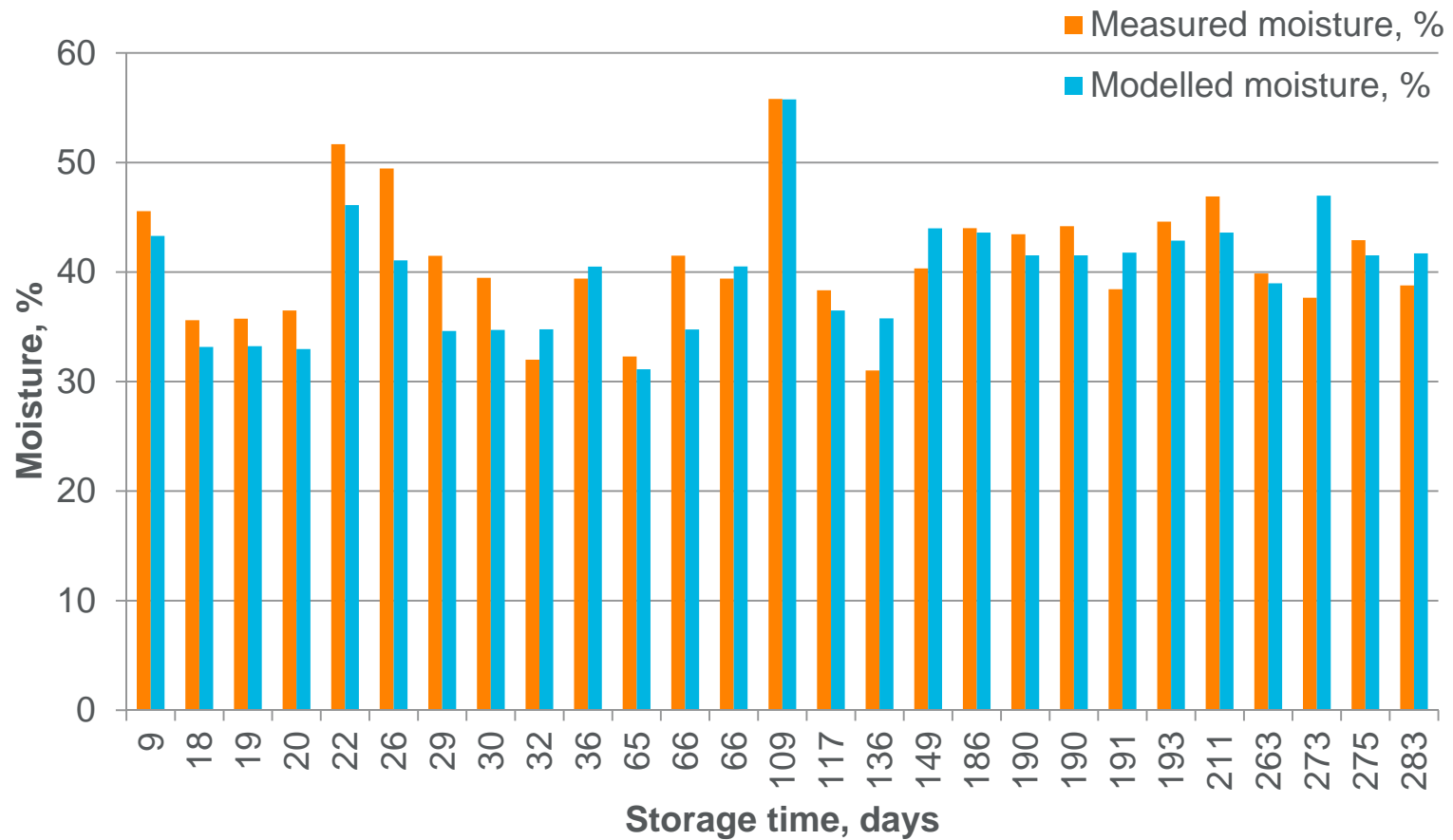
## Validation data

- The validation data for logging residues has been collected in Central and Eastern Finland.
- Both stand and roadside storage models were validated
- In roadside were both covered (Walki paper) and uncovered piles

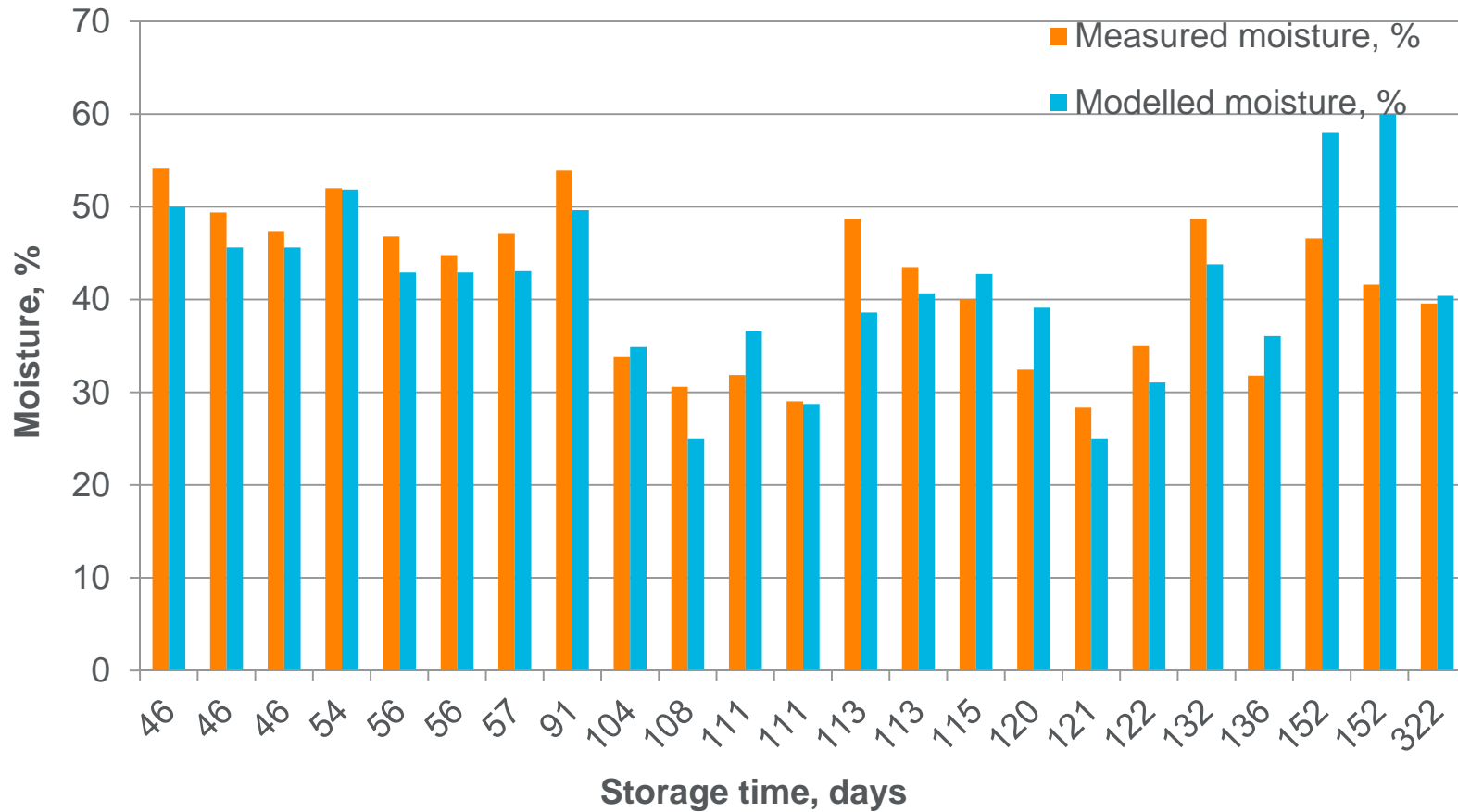


The moisture samples were taken from piled chips; 6–8 samples were taken with ladle sampling to a big plastic tub. All the samples were spilled onto a table, where chips were divided into four parts. One part was put into a duplicate plastic bag (5 litres). Plastic bags were delivered immediately to the laboratory, where the moisture content was measured using the oven dry method. The sampling method closely followed the solid biofuel standard EN 14774.

# Results of validation of stand model

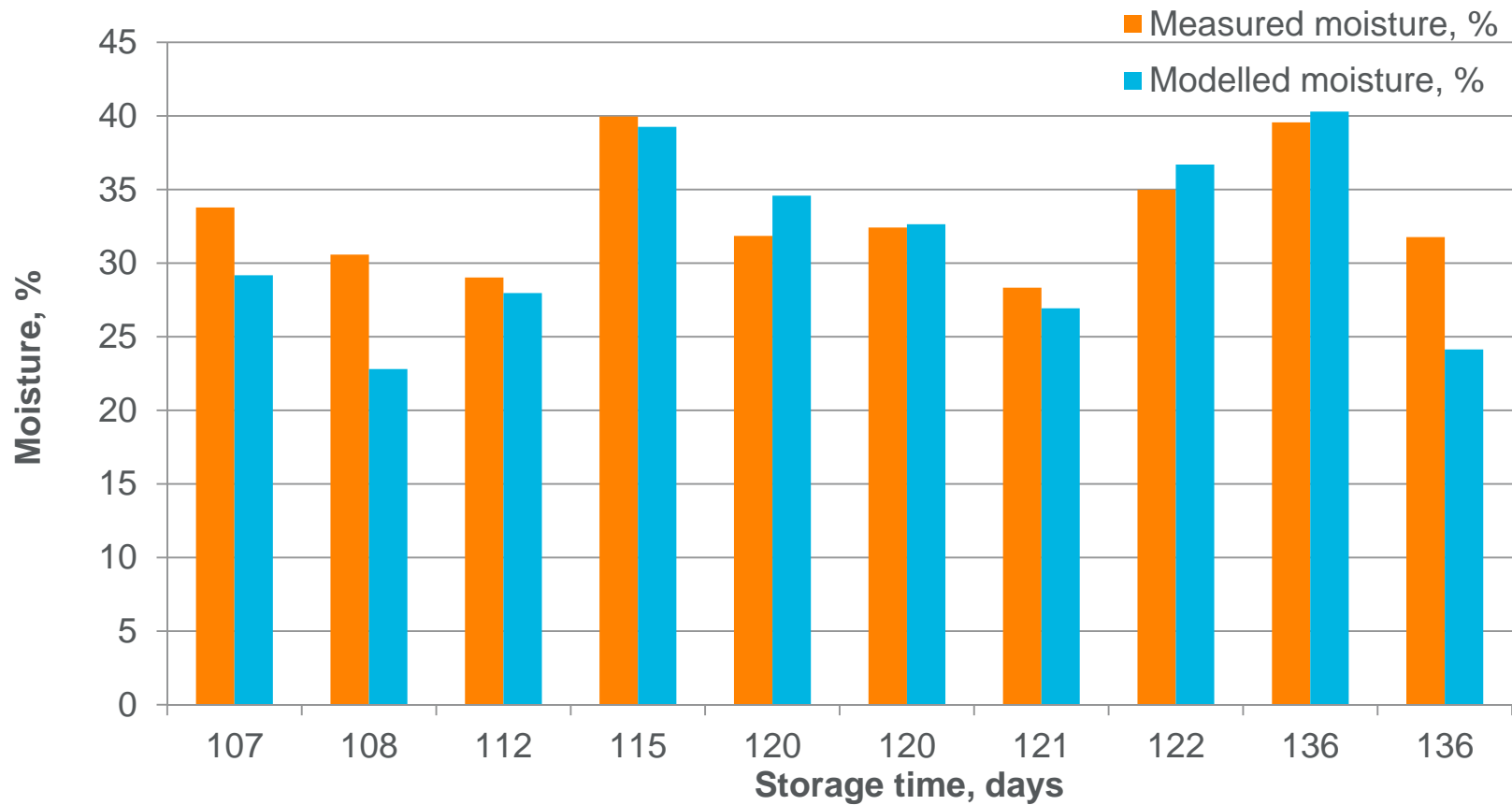


# Results of validation of roadside model

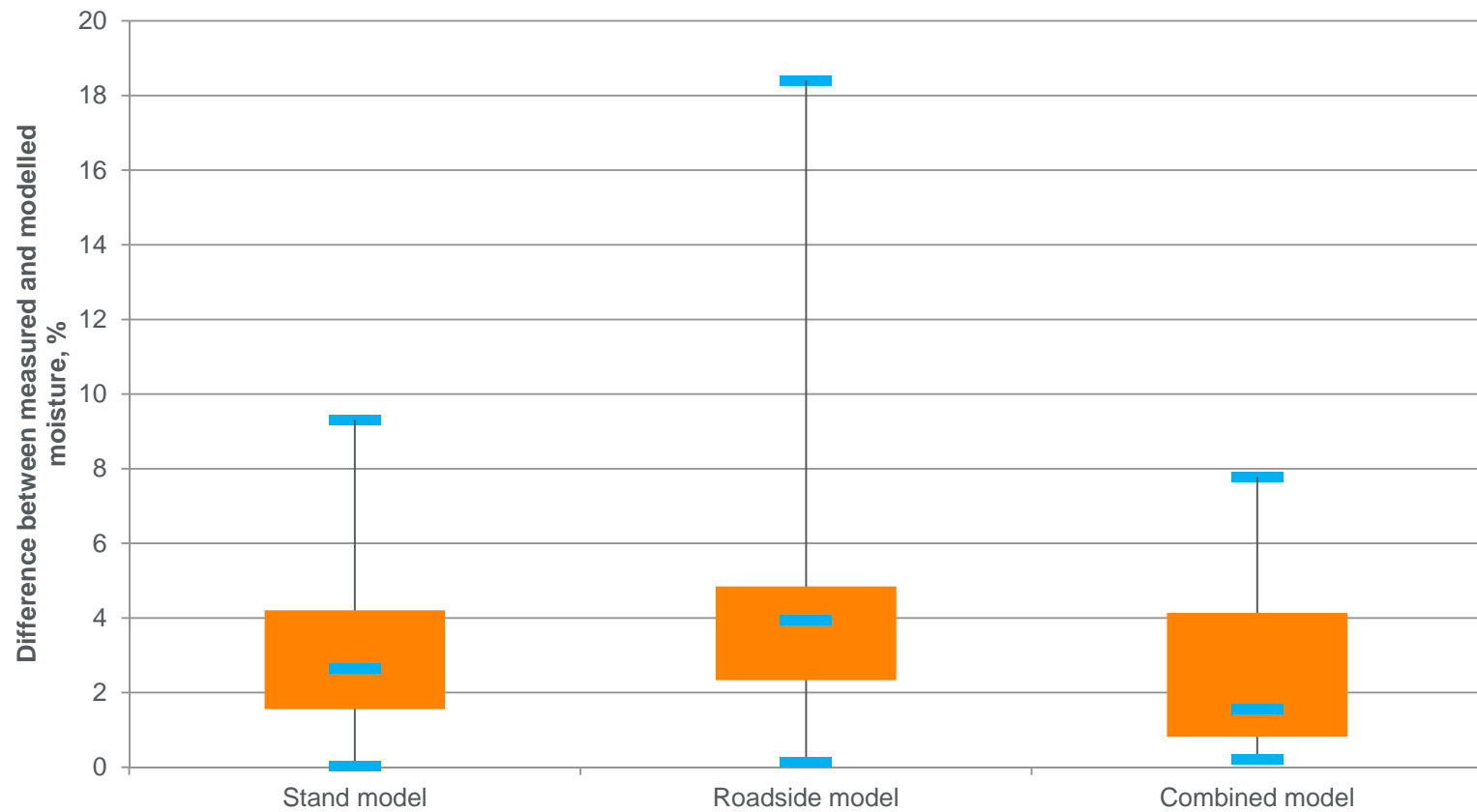




# Results of validation of combined model



## Difference of measured and modelled moisture content of stand piles, roadside piles and combined piles of logging residues.



- Modelling is an easy option to make an estimate of the moisture content of an energy wood pile if compared with sampling and measuring the moisture of samples.
- Models are also a considerably more reliable method for allocation and prioritisation of piles than the “educated guesses” used earlier.
- In practice, piles are often kept in storage too long “just to be sure” that they are dry enough. This increases storages levels and due to that, the capital costs of supply. In addition, dry matter losses increases due to too long storage times.

- The practitioners of the forest energy business have stated that their requirement of the moisture estimate accuracy for enterprise resource planning purposes would be  $\pm 5\%$  of the moisture content. In this study, 80% of observations meet this limit.
- Some forest companies have already started to use models as a part of their Enterprise Resource Planning (ERP) systems, and the feedback has been encouraging; models work well enough to give added value.
- A need for further development is still recognized, especially concerning the varying weather conditions of autumn and the effects of snow during winter.

Routa, J., Kolström, M., Ruotsalainen, J., and Sikanen, L. 2016. Validation of prediction models for estimating the moisture content of logging residues during storage. *Biomass & Bioenergy* 94:85-93.



Thank you!

Kiitos!

