

TRENDS IN OLYMPIC AND COMMONWEALTH GAMES RECORDS FOR THROWING EVENTS

Hammond, John¹ and Bishop, Dan¹

¹ Department of Sport, Coaching and Exercise Science, University of Lincoln, UK

Manuscript submitted: August, 10, 1987

Revision received: November 2, 1987

Paper Submitted for Review 25/3/08

Paper accepted 25/4/08

Abstract. Throwing events have been an integral part of the track and field program in both Olympic and Commonwealth Games since their inception. Most scientific studies of these events have concentrated on biomechanical analysis or the physical capacity requirements of the athletes. This paper examines and compares the trends over time of the gold medal results of three throwing events in the Olympics and the Commonwealth Games for male competitors. Data was collected from the 'Athletic's Almanac' web-site, for the period since inception of these games until the present day. The data was examined to identify the linear trends that exist for all three events. Similarities between results in the shot-put and hammer of a steady increase in distances thrown over time were evident. Whereas, the discus records showed a steeper positive relationship over time. In addition, critical world-wide incidents, trends in social expectations and increase in sports science and technical knowledge were concluded to have an effect on the results of these athletic pursuits in terms of acceleration periods and plateaus of results. In summary, trends in general for records in these throwing events showed a steady rise from the outset of competition until the late 1960s to early 1970s. Since this period, there has been considerable tapering off of improvements in distances achieved. These trends were seen in both the Olympic Games and the Commonwealth Games.

Keywords: shotput, discus, hammer throw

INTRODUCTION

Throwing events have been an integral part of the track and field program in both Olympic and Commonwealth Games since their inception. Most scientific studies of these events have concentrated on biomechanical analysis or the physical capacity requirements of the athletes. This paper examines and compares the trends over time of the gold medal results of three throwing events in the Olympics and the Commonwealth Games for male competitors. Dapena et al. (2003) predictions of distance a hammer would travel in physics terms. Both technological change and globalization have plausibly contributed to improving track and field records over this period - Munasinghe et al. (2001). Home advantage in Winter Olympics 1908-1998 Balmer et al. (2001). Ueya, K. (1992) The men's throwing events - However, despite the fact that winning marks in the Shot Put, Hammer Throw and Discus Throw were lower than those achieved at the II World Championships in Rome - a fact which may be attributable to the increase in anti-doping measures taken by the IAAF. Dickwach, H. and Scheibe (1993) Performance developments in the throwing events - This means that a long term 'steep' improvement in performance, that incidentally also existed before this 26 year period, has been interrupted or temporarily limited. It may be assumed that the stagnation and decline in performance levels are the result of more advanced doping controls during competitions, the introduction of

out of competition dope testing and socio-political changes. Terpstra, J. and Schauer, N. (2007) A simple random walk model for predicting track and field world records. this article introduces a model that can be used to predict records for periodically observed record sequences; in particular, yearly track and field world records. Linthorne, N. (2001) Optimum release angle in the shot put - Simple models of shot-putting were developed to explain the relations between release speed, height and angle in terms of the anthropometric and strength characteristics of the athlete.

METHOD

Data was collected from the 'Athletic's Almanac' web-site, for the period since inception of these games until the present day. The data was examined to identify the linear trends that exist for all three events.

RESULTS

Comparison of the trends between the Olympic and Commonwealth games within all three throwing events provides a clear indication as to the increases in athletic performance since the inception of both games. Both the discus throw and the shot put have shown constant increases in performance up to the late 1970's, the hammer throw has equally shown large increase in performance up to the late 1970's however the performance improvements over the first 40 years till the early 1970's was much more gradual.

After the late 1970's the rate of increase within athletic performance within the discus and the hammer throw tapers considerably. However the shot put fails to show any marked increase within performance since this period, with the exception of the 1988 Olympics which showed a large increase of the 1984 games, since this point performance has shown a steady decline replicating similar performances to that of the late 70's and early 80's that has not been matched since. The performances within the shot put for the commonwealth games showed a marked decline in performance since the 1974 games up until the 1986 games were subsequent performances have increased back to the level of 70's.

FIGURE 1. Trend of the discus gold medal performances since inception in the Olympic (◆) and Commonwealth games (□).

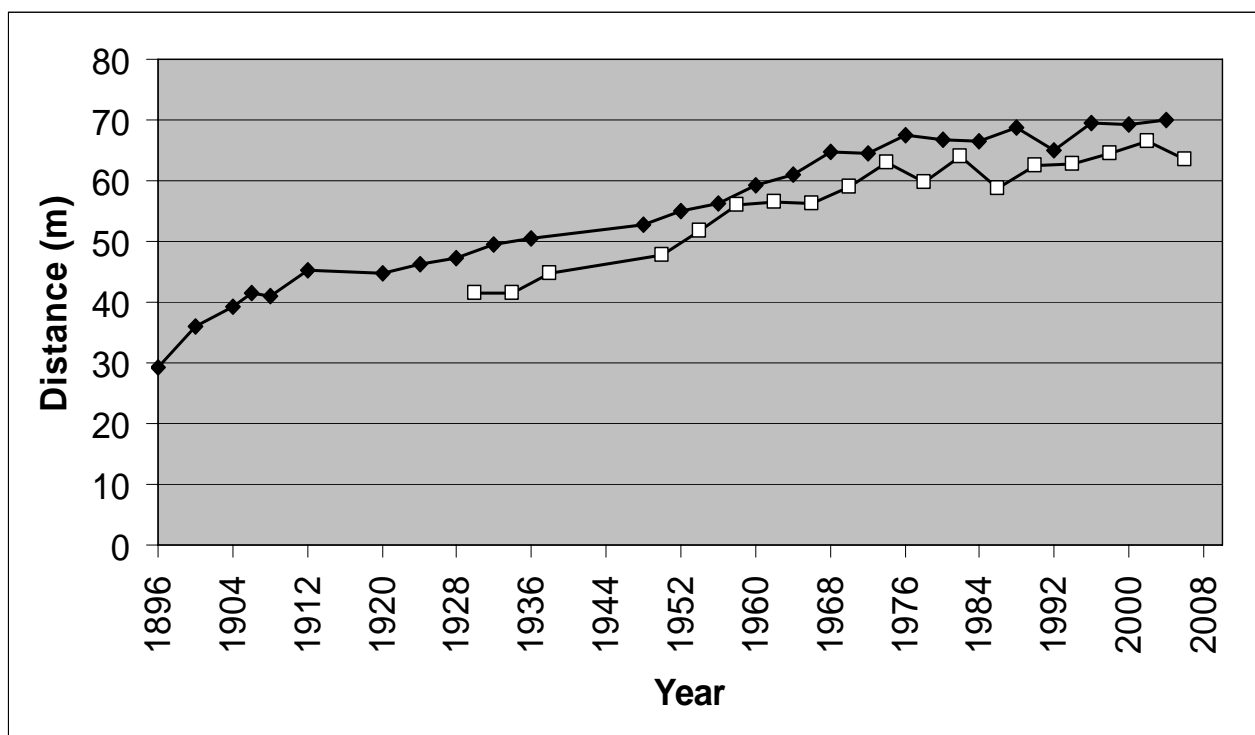


Figure 2. Trend of the hammer throw gold medal performances since inception in the Olympic (◆) and Commonwealth games (□).

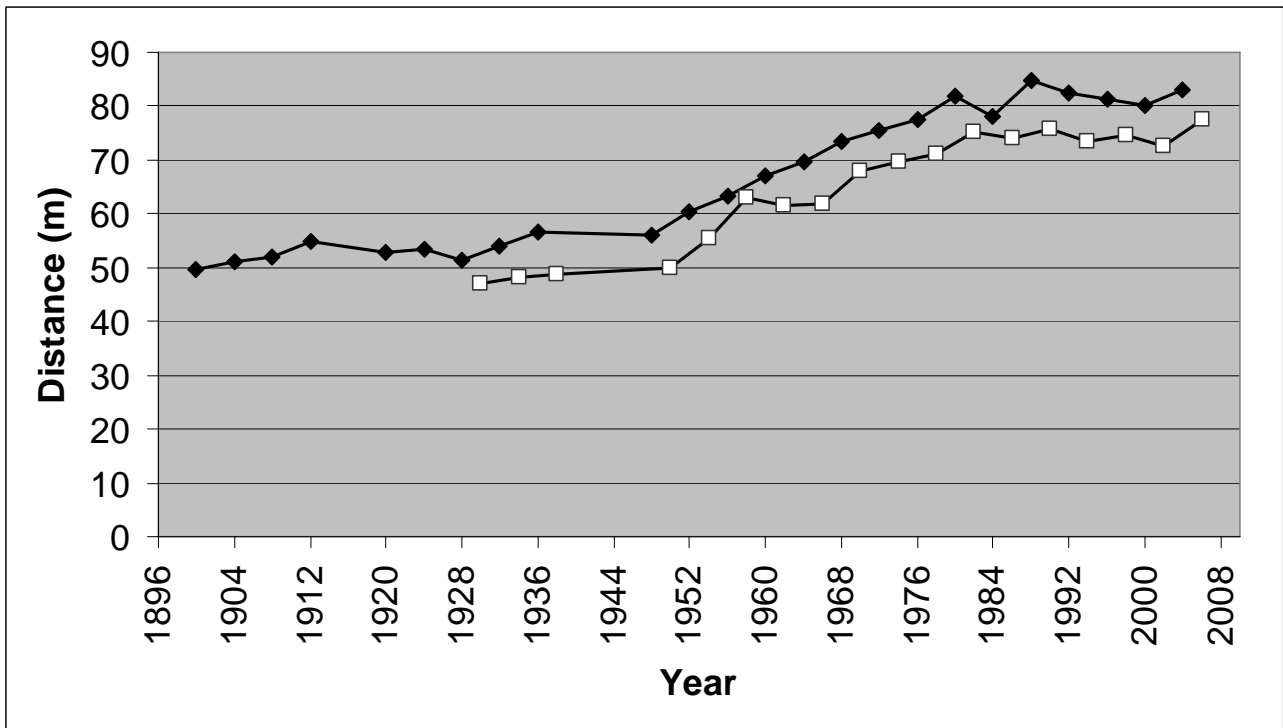


Figure 3. Trend of the shot put gold medal performances since inception in the Olympic (◆) and Commonwealth games (□).

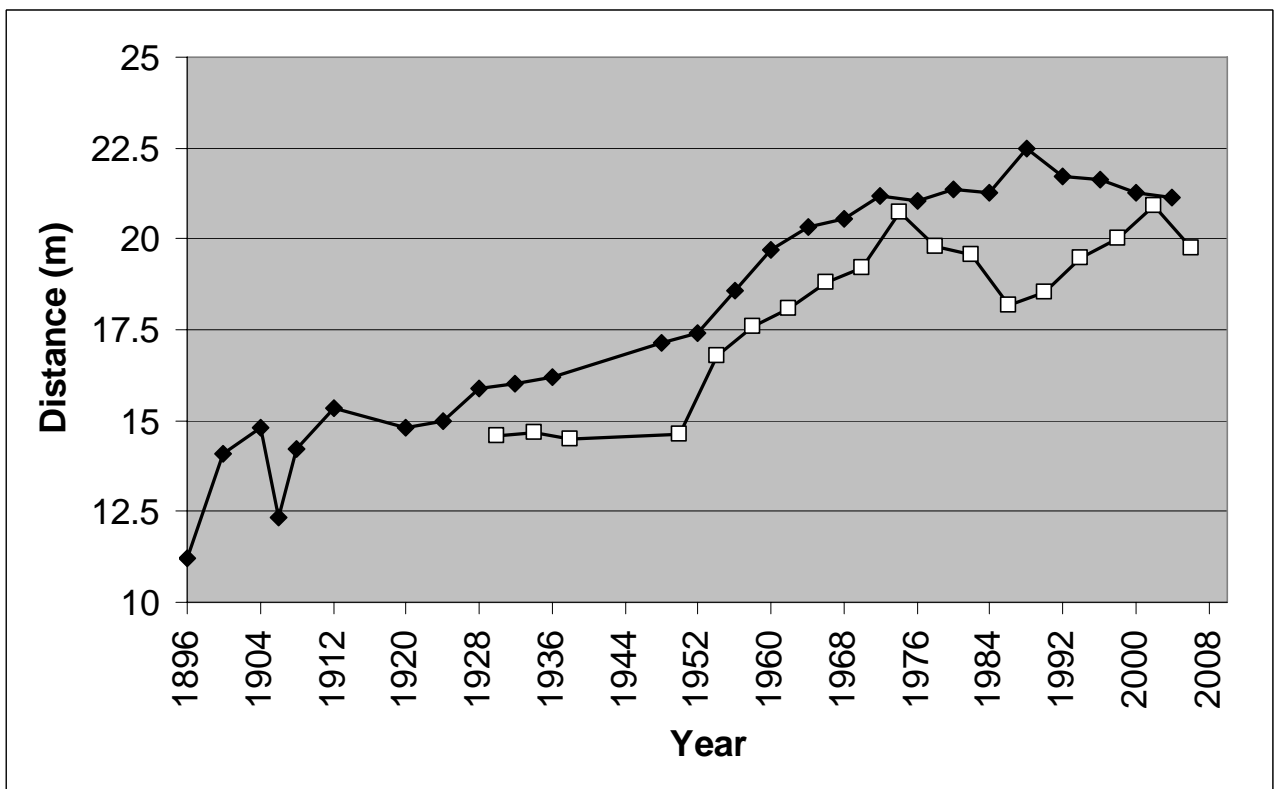


Table 1. Percentage improvement of the gold medal performances for the Hammer and Discus throw and the shot put from the period of 1928 – 1938 against 1996 – 2006.

Event	Olympics	Commonwealth
Hammer	52%	56%
Discus	49.1%	52%
Shot	33%	38.8%

To calculate the percentage improvement within the three disciplines the three games within the period of 1928 – 1938 were averaged against the three most recent games within the period of 1996 – 2006.

The discipline that has shown the most improvement over the 70 year period was the hammer throw, however the discus throw has shown similar comparable levels of improvement, both disciplines have continued to show a steady rate of improvement to the present day. The shot put however has shown a considerably less rate of improvement over the same time period, with approximately 15 – 20 % less improvement demonstrated.

Within all three disciplines since the period of 1928 – 1938 the commonwealth games has shown an increased rate of improvement of around 3 – 5% over the Olympics. It is therefore possible to predict that performances within the Commonwealth are becoming more comparable to the world class standard of the Olympics.

CONCLUSION

In summary, trends in general for records in these throwing events showed a steady rise from the outset of competition until the late 1960s to early 1970s. Since this period, there has been considerable tapering off of improvements in distances achieved. These trends were seen in both the Olympic Games and the Commonwealth Games.

Sub-Heading (12 font, Left Justified, Bolded and Lower Case)

The start of each paragraph should be indented, as in the paragraphs in this document. Spacing for text should be single-spaced with 6 points before and after. Do not leave extra spaces between paragraphs within the same section or sub-section. Leave a space (11pt) between each section and sub-section, as in this document.

Sub-Sub-Heading (12 font, Left Justified, Italics, Lower Case)

Manuscript is accepted for review with the understanding that no substantial portion of the paper has been published or is under consideration for publication elsewhere and that its submission for publication has been approved by all of the authors and by the institution where the work was carried out. It is further understood that any person cited as a source of personal communications has approved such citation. Articles and any other material published in the proceeding represent the opinions of the authors and should not be construed to reflect the opinions of the Editor(s) or the Publisher. Authors submitting a manuscript do so on the understanding that if the manuscript is accepted for publication, copyright for the article, including the right to reproduce the article in all forms and media, shall be assigned exclusively to the Publisher.

Acknowledgements (Use sub-heading style)

Please acknowledge collaborators or anyone who has helped with the paper at the end of the text.

References (Use sub-heading style)

For non-electronic referencing use styles as indicated in the following list. References should be in 11 point font, single spaced with 6 points before and after.

Balmer, N., Nevill, A. and Williams, M. (2001) Home advantage in the winter Olympics (1908-1998). *Journal of Sports Sciences*. **19**: 129-139.

Dapena, J., Gutierrez-Davila, M., Soto, V. and Rojas, F. (2003) Prediction of distance in hammer throwing. *Journal of Sports Sciences*. **21**: 21-28.

Dickwach, H. and Scheibe (1993) Performance developments in the throwing events. *New Studies in Athletics*. **8**: 51-59.

Linthorne, N. (2001) Optimum release angle in the shot put. *Journal of Sports Sciences*. **19**: 359-372.

Munasinghe, L., O'Flaherty, B. and Danninger, S. (2001) Globalization and the rate of technological progress: what track and field records show. *Journal of Political Economy*. **109**: 1132-1149.

Terpstra, J. and Schauer, N. (2007) A simple random walk model for predicting track and field world records. *Journal of Quantitative Analysis in Sport*. **3**: 1-16.

Ueya, K. (1992) The men's throwing events. *New Studies in Athletics*. **7**: 57-65.

Browder, K., Tant, C. and Wilkerson, J. (1991) A three-dimensional kinematic analysis of three kicking techniques in female soccer players. In C. Tant, P. Patterson and S. York (Eds.) *Biomechanics in Sports IX: Proceedings of the 9th International Symposium on Biomechanics in Sports*. ISBS, Ames, Iowa, 95-100.

Elliott, B. (2001) Biomechanics of sport. In F. Pyke (Ed.) *Better Coaching: Advanced Coaches Manual*. Human Kinetics, Champaign, Illinois, USA, 171-180.

Hair, J., Anderson, R., Tatham, R. and Black, W. (1998) *Multivariate Data Analysis*. Prentice-Hall, New Jersey, USA.

Isokawa, M. and Lees, A. (1988) A biomechanical analysis of the instep kick motion in soccer. In T. Reilly, A. Lees, K. Davids and W. Murphy (Eds.) *Science and Football*. E & FN Spon, London, UK, 449-455.

Prassas, S., Terauds, J. and Nathan, T. (1990) Three-dimensional kinematic analysis of high and low trajectory kicks in soccer. In M. Nosek, D. Sojka, W. Morrison and P. Susanka (Eds.) *Proceedings of the VIIIth International Symposium of the Society of Biomechanics in Sports*. Connex, Prague, Czechoslovakia, 145-149.

Stevens, J. (1996) *Applied Multivariate Statistics for the Social Sciences*. Lawrence-Erlbaum Associates, New Jersey, USA.

Shot 7.260kg

Discus 2.000kg

Hammer 7.260kg

The inside diameter of the circle shall be 2.135m (± 5 mm) in the Shot Put and the Hammer Throw and 2.50m (± 5 mm) in the Discus Throw.

The rim of the circle shall be at least 6mm thick and shall be white.

INTERNATIONAL ASSOCIATION OF ATHLETICS FEDERATIONS

COMPETITION RULES

2006 - 2007

17, rue Princesse Florestine - BP 359
MC 98007 MONACO Cedex
+377 93 10 88 88 - Fax +377 93 15 95 15
<http://www.iaaf.org>