

Rothamsted Repository Download

A - Papers appearing in refereed journals

Jowett, K., Milne, A. E., Potts, S. G., Senapathi, D. and Storkey, J. 2022.
Communicating Carabids: Engaging farmers to encourage uptake of
Integrated Pest Management. *Pest Management Science*.
<https://doi.org/10.1002/ps.6878>

The publisher's version can be accessed at:

- <https://doi.org/10.1002/ps.6878>
- <https://onlinelibrary.wiley.com/doi/abs/10.1002/ps.6878>

The output can be accessed at:

<https://repository.rothamsted.ac.uk/item/98835/communicating-carabids-engaging-farmers-to-encourage-uptake-of-integrated-pest-management>.

© 22 March 2022, Please contact library@rothamsted.ac.uk for copyright queries.

Communicating Carabids: Engaging farmers to encourage uptake of Integrated Pest Management.

Kelly Jowett^{1,2}, Alice E Milne¹, Simon G. Potts³, Deepa Senapathi³, Jonathan Storkey¹

¹Rothamsted Research, Harpenden, Hertfordshire AL5 2JQ, UK

³Centre for Agri-Environmental Research, School of Agriculture Policy and Development, University of Reading, Reading, RG6 6AR, UK

Corresponding Author: Kelly Jowett, Sustainable Agricultural Sciences, Rothamsted Research, Harpenden, Hertfordshire AL5 2JQ, UK, Kelly.jowett@rothamsted.ac.uk

Abstract

BACKGROUND: Natural enemy pest control (NPC) is becoming more desirable as restrictions increase on pesticide use. Carabid beetles are proven agents of NPC, controlling pests and weeds in crop areas. Agro-ecological measures can be effective for boosting carabid abundance and associated NPC, however the benefits of specific interventions to production are seldom communicated to farmers. We explore pathways to improved NPC by engaging farmers and increasing knowledge about Farm Management Practices (FMPs) beneficial to carabids using engagement materials. We used a questionnaire to measure awareness, beliefs, and attitudes to carabids and analysed these within a framework of the Theory of Planned Behaviour (TPB), relative to a control group.

RESULTS: We found awareness of carabid predation to be associated with beliefs of pest and weed control efficacy. Within the framework of TPB, we found that current implementation of FMPs was higher if farmers perceived them to be both important for carabids, and easy to implement. This was also true for future intention to implement, yet the perceived importance was influenced by engagement materials. Field margins/buffer strips and beetle banks (16% and 13% of responses) were the most favoured by farmers as interventions for carabids.

CONCLUSION: The TPB is a valuable tool with which to examine internal elements of farmer behaviour. In this study self-selected participants were influenced by online engagement in a single intervention, proving this approach has the potential to change behaviour. Our results are evidence for the effectiveness of raising awareness of NPC to change attitudes and increase uptake of sustainable practices.

Keywords

Agri-environment schemes, carabid beetles, Theory of planned behaviour, conservation

biocontrol, questionnaire, engagement

This article has been accepted for publication and undergone full peer review but has not been through the copyediting, typesetting, pagination and proofreading process which may lead to differences between this version and the [Version of Record](#). Please cite this article as doi: [10.1002/ps.6878](https://doi.org/10.1002/ps.6878)

1 Introduction

Agri-environment schemes (AES) were introduced in the UK to mitigate the negative environmental impacts of the expansion and industrialisation of agriculture.¹ These schemes provide funding to farmers and land managers to farm in a way that supports biodiversity, enhances the landscape, and improves the quality of water, air and soil. However, since these schemes are voluntary, and payments are currently not based on quality of implementation, outcomes have been variable.² It has been shown that when practitioners understand the premise and appreciate the benefits of a course of action, they are more likely to implement it effectively.^{3,4,5} Some commentators have argued that is one of the reasons for the inconsistency of results from AES.² Extension advice on the application of measures has typically been top-down knowledge transfer. Information from scientists is available to farmers, but often from third parties in a limited and inaccessible format that does not engender trust in practical application and efficacy.^{6,7,8} In addition to this, educational content within AES communication focusses on the practical aspects of how to integrate measures into farming systems, crucially missing the contextual element of why and how the measures work to increase biodiversity and benefit ecosystem functioning and sustainability of farming.^{9,2} Extension bodies that are trusted by farmers can do more to capture hearts and minds, as has been shown to be the case particularly for farmland birds.^{10, 11,12}

The main focus of AES extension has tended to address external factors, such as financial needs and technical abilities.^{10,11} Influencing attitudes, therefore, may be one of the missing ingredients of extension when seeking to increase the uptake of IPM. In this regard, Ajzen's¹³ Theory of Planned behaviour (TPB) has proven to be a viable predictor of farmer behaviours, and is the dominant theoretical basis utilised in the field.^{14,15} The TPB posits *attitudes* as resulting from *beliefs*, multiplied by the *evaluation* of those beliefs.¹³ Both knowledge about the theoretical basis of management interventions, and belief in its importance and efficacy are necessary to build the behavioural intent to implement measures in the face of uncertainty (Fig. 1). Knowledge *transfer* alone may therefore

Accepted Article

not have a strong effect on attitudes, as it has a weak effect on belief evaluation. A growing body of literature supports knowledge *exchange* as a way forward in building attitudes conducive to uptake of Agri-environmental measures, acting on perceptions of efficacy,^{16,17,18} in the agricultural sphere this may comprise schemes for farmer education and farmer groups operating at a local scale and trialling AES design.^{9,19,20,21} Efficacy is also largely interpreted in terms of biodiversity conservation *per se* as opposed to the potential contribution the enhancement of beneficial invertebrates to crop production in the context of IPM.²² As yet, practical application of this is piecemeal.²³ Here we examine the case of natural pest control (NPC), whereby engagement and knowledge exchange has the potential to result in improved Integrated Pest Management (IPM), through greater uptake and implementation of AES options that are effective for conserving carabids.

1.1 Carabids as beneficial organisms in agro-ecosystems

The over-reliance on chemical crop protection products (CCPPs) has resulted in negative unintended consequences such as impacts on non-targets organisms and pollution of water courses. This has led policy makers to support more sustainable alternatives to controlling pests, weeds and diseases. The concept of IPM which aims to integrate non-chemical approaches with pesticides to reduce the reliance of CCPPs, is central to the new approach. Eight principles of IPM have been identified²⁴ one being the prevention and suppression of pests by the protection and enhancement of beneficial organisms. This includes the management of crops and surrounding semi-natural habitats to build up populations of natural enemies of pests, elsewhere termed 'conservation biocontrol'.²⁴ The increased implementation of IPM by farmers is now explicitly acknowledged as a policy goal both at the European and UK level.²⁵ The UK government²⁶ recently published its 25 Year Environment Plan within which it states that: "We should put Integrated Pest Management (IPM) at the heart of an in-the-round approach, using pesticides more judiciously and supplementing them with improved crop husbandry and the use of natural predators." Barriers currently exist to meeting this goal. Some are to do with a lack of scientific understanding of the response of beneficials and pests to habitat

management, and others are socio-economic, such as the lack of appropriate advisory support. Reducing the reliance of pesticides using an IPM approach means both equipping farmers with the required knowledge and convincing them of its efficacy. In particular, increasing the uptake of NPC is particularly challenging as the natural control agents are often cryptic and not easily observed. In this paper, we explore the potential for overcoming barriers to take up of NPC, specifically by influencing farmers' attitudes to IPM, using the example of carabid beetles.

Carabid beetles have been comprehensively shown to be effective NPC agents, and much is known of the ecology and utility of their ecosystem services in agriculture.^{27,28,29} The impact of management on carabids has also variously been described including impacts of machinery operations, fertiliser inputs, pesticide effects, and habitat provision.^{30,31,32} Decades of carabid research would seem to have covered all the bases to inform practice. However, practice is still substantially lagging behind theory. Despite the documented utility of carabids in relation to crop protection, and growing demand for sustainable solutions to pest management^{33,34} carabid beetles are not widely considered in farm management planning. This is in contrast to more charismatic taxa such as farmland birds that may be less cryptic but have a lesser functional role in supporting crop production.

1.2 The disconnect of science and application

Many AES options are potentially beneficial to carabid beetles. Measures such as tussocky grass margins, beetle banks, and hedges provide stable resources for carabids between the disturbed habitats that crop areas constitute.³² Studies have confirmed that these areas encourage abundance and diversity of carabid beetles, that can 'spill over' into crop areas.^{35,36,37} However, there is no mention in the current AES programme design, or documents given to farmers^{1,9} of their value as agents of pest and weed seed regulation.

Studies have shown that mentioning specific taxa (farmland birds and pollinators) and options targeted at their ecological requirements in AES can often be effective for their conservation.^{10,11,38} Carabids, as a suite of pest and weed seed predators are vital to the productivity of most farming systems.^{33,34} Yet the only mention of beetles, and the justification for inclusion of beetle banks in AES is as food resources for farmland birds,¹ and there is potential to enhance the value of this and other AES options by also considering their role in NCP. Explicitly linking the conservation of biodiversity with its functionality in supporting crop production is also a necessary step to deliver to the stated UK policy goal of increasing the uptake of IPM.^{26,27,39}

1.3 Communicating carabids

Our aim was to identify the key factors that determine the likelihood of farmers implementing management strategies for improved NPC by carabids, and to assess their willingness to monitor the impact of management interventions. To that end, we framed our methodology around the antecedents of behaviour as defined in the TPB as beliefs, and subsequent attitudes.¹³ We tested for evidence that if an intervention was *believed* to be straightforward to implement, and *believed* to have benefit in terms of crop protection (in terms of the farmer's perceptions), it was more likely to be adopted (Fig. 1). In support of this, we designed a questionnaire ('The Beneficial Beetles Survey') to measure current awareness of the role carabids play in NPC and the farm management practices (FMPs) that may increase their numbers. To investigate how likely farmers were to uptake FMPs we asked more general questions about the interventions they had previously adopted in support of sustainable production, whether these were done through AES or voluntarily and how difficult farmers perceived each was to implement.

We hypothesised that knowledge exchange would have significant positive impact on farmers attitudes to (i) the role carabids play in natural crop protection, (ii) their understanding of the importance of certain FMPs for enhancing NPC and (iii) their perceptions of how difficult implementing certain FMPs might be. To test this, we applied our questionnaire to two groups. A control group, who completed the questionnaire with no known prior interaction with the research

team, and an intervention group who, prior to completing the questionnaire undertook an 'engagement intervention'. For this we designed several resources including a short educational video, to give an overview of how to conserve carabids in farmland and why it is important; a carabid ID quiz to build self-efficacy and familiarity with carabid species; and a factsheet to build self-efficacy in monitoring carabids (see supplementary).

Our expectation was that the knowledge transfer and knowledge exchange interventions in the treatment group will act strongly on beliefs and evaluations, leading to a higher willingness to implement measures to support carabids.¹³

[Figure 1 near here]

2 Methods

An online questionnaire was utilised to measure knowledge and beliefs about carabid beetles, their role in NCP and the efficacy of farm management practices (FMPs) to conserve them. We used contingency tables to analyse quantitative survey questions and analysed frequency and content of qualitative survey questions. We also analysed the attitude constructs from questions on farmer beliefs with General Linear Models (GLMs).

The questionnaire was disseminated in two rounds. For the first round, participants were not subjected to the knowledge exchange treatment, and we view this as our *control group*. In the second round we also deployed a knowledge exchange treatment (see below). In the first round (April 2020 to June 2020), farmer participants were enlisted in a snowball method through requests included in articles, podcasts, newsletters, and social media communications of researcher, institute, and agricultural organisations (see supporting information). The survey was disseminated by a link hosted in the enlistment communications. We were dependent on voluntary responses to an open request and were constrained by the numbers of respondents; although providing sufficient power for the control / treatment comparison, an *a-priori* selection based on controlling factors such as

gender, educational background and experience was not possible. However, these factors were captured in the questionnaire and potential effects on the results included in the statistical analysis.

The questionnaire started with an opening statement explaining that carabid beetles are known to play a role in natural pest control predated on weeds and insect pests. This statement was given as context, with no indication of the significance of the predation. No additional educational information was given to this control group. A review of the existing extension material available to farmers on habitat creation for NPC highlighted the paucity of information on habitat requirements of carabids and their potential contribution to pest control at the level delivered by our new material. We were, therefore, confident that the control group was not biased by previous access to equivalent educational material.

For the second-round (June 2020 to September 2020) participants were enlisted through four online events, as well as promotion on social media and relevant agricultural media and newsletters. At each event, there was a talk about carabids in farmland and question-answer session, and farmers were given details to take part in the study. Participants in the second round, who we refer to as the *Treatment Group*, were asked to view engagement material (see Section 2.2 for details) before completing the questionnaire. The Treatment Group questionnaire was kept separate by closing the control questionnaire, all questions remained the same, with the exception of a verification question ensuring participants had viewed all educational materials prior to the questionnaire.

2.1 Online questionnaire

The questionnaire was split into three sections. Following a context statement about carabids and pest control, the first section measured awareness of carabids and their importance for NPC. In this section we also measured their belief in their ability to identify carabids, and in the importance of carabids for pest control (see S1 for details). At no point did we objectively assess the skill or ability of farmers to identify carabids, rather we designed the questionnaire to understand their belief in their ability and the extent to which this affected their attitudes to managing carabids for NPC.

[Table 1 near here]

The second section focused on options for enhancing carabid mediated NPC on farmland. We based our questions around 16 FMPs identified in the literature to have effects on carabids (Table 1). The practices can be divided into the provision of suitable non-cropped habitat (for which farmers can receive an AES subsidy) and changes in crop management that could also be part of an IPM strategy.

^{1,24} In order to measure experience and implementation, we gathered data on current and past FMPs. To examine motivations, we also asked whether these were undertaken voluntarily or under subsidised AES, and if they carried out any of the practices specifically for carabids. We measured behavioural intent by asking whether they would consider carrying out or increasing the amount that they do of the FMPs in order to benefit carabids. We also asked about the barriers to implementing any of the FMPs. Respondents were asked how important they considered each FMP to be, to sustainable pest control mediated by carabids, and they were asked how difficult they perceived undertaking the measures to be (both on a 7-point likert scale, see Table 2).

[Table 2 near here]

To set the results of the questionnaire in context, and to control for mediating variables, the third section related to questions on basic farmer demographic data. This comprised information on profession, farm typology, farm size, education and sources of advice.

The impacts of the Covid19 outbreak in 2020, created some constraints for the planned work. The main one of these was limited time and resources to carry out a comprehensive pilot of the questionnaire. Therefore, the questionnaire was subject to expert review at both institutes coordinating the study and piloted in qualitative interviews with four farmers from diverse backgrounds. Content was altered according to feedback. The questionnaire took between 20 – 45 minutes to complete.

2.2 Engagement materials

The engagement material made available to the treatment group comprised an interactive talk, an animation, a factsheet, and an educational quiz (supplementary). The talk was 30-minutes long, split into three sections, i) carabid ecology ii) farm measures for carabid abundance and diversity, and iii) how and why to monitor carabids. After each section farmers were given the opportunity to ask questions and make comments. The three-minute 'Carabid beetles in farm environments' animation was designed to communicate key concepts of carabid ecology, including how and why they move in farm landscapes landscape, and highlight their role in pest and weed-seed control. The factsheet was designed to build self-efficacy and engage farmers in carabid monitoring. The short ID quiz was designed to engage farmers with carabid ID and teach basic ID skills. Questions were multiple choice with pictures of carabid beetles, followed by explanatory text on ID techniques. Participants for the Treatment Group were recruited from three 1-hour events where the talk was given (Table S1). Participants were emailed materials and an ethics statement.

2.3 Statistical analysis

Due to the impacts of the Covid19 outbreak in 2020, engagement events took place online rather than in person as planned. In all we received 190 responses to the questionnaire, 160 in the control, and 30 in the treatment group, which received the engagement materials. Though we sent reminder requests to online talk participants we were reliant on self-selection and thus the treatment group was smaller than we anticipated, but large enough for valid statistical comparison.⁴⁰ We chose to exclude responses where the first two questions were not completed, leaving 138 responses. For analysis of Section 2 of the questionnaire, (farm environment and conservation measures), we further excluded responses where less than 80% of this section was answered.

For the questions in Section 1 of the questionnaire (Table 1), to account for mediating variables, we first tested to see if there were significant differences in responses according to demographic data (farm type, farm size). To do this we constructed contingency tables where the columns of the table

related to the demographic class (e.g. in the case of farm type, the columns were the farm classification) and the rows the responses to the question ask (e.g. for Question 1, the rows related to “yes” and “no”). The categories for farmer demographic (farm type, size, background and source of advice) were relatively detailed. To avoid categories with too few responses we aggregated to coarser scale categories (coarse scale categories are shown in Table 1).

Under the null hypothesis responses are independent of demographic type, and so the same distribution of responses is expected. That is to say, the expected number of responses in a cell is the product of the respective marginal (row and column) totals divided by the total number of responses in the table. If the expected number of responses in the i th cell (out of N) is e_i and the observed number is o_i we then compute a statistic to measure the evidence against the null hypothesis. In principle under the null hypothesis, and with n_r rows and n_c columns in the table

$$X^2 = \sum_{i=1}^N (o_i - e_i)^2 / e_i$$

is distributed by χ^2 with $(n_c - 1)(n_r - 1)$ degrees of freedom, but the fact that o_i is an integer introduces an approximation when the o_i over many cells is small. For this reason, we obtain a p -value for the X^2 under the null hypothesis by the permutation method.⁴⁵ In the event, we found no significant differences according to farmer demographics and so we did not test for these differences in relation to the responses for questions in Sections 2 and 3 (which were more complex in structure).

To test our hypothesis that engagement with farmers would have a positive impact on awareness, beliefs and perceptions of FMPs to enhance natural-enemy IPM, we used the χ^2 permutation test to determine whether there were significant differences in responses between control and treatment groups for questions indicated by * in Table 1. To analyse Q5, we also used the χ^2 permutation test to determine whether there were significant differences in the types of FMP undertaken voluntarily compared with AES both now and in the past (Q5 from Section 2). We also

Accepted Article

pooled responses over AES and voluntary for the two time periods and used a χ^2 permutation test to test for significant differences in the FMPs adopted by farmers between the two time periods. Qualitative comments (Q6 – 8) were categorised according to whether they mentioned particular practices or not. We were particularly interested in the types of FMP that farmers implemented with the aim of increasing the abundance of carabid beetles and their associated natural-enemy pest control (Q6) and which they might consider implementing for this reason in the future (Q7) and how this might be impacted by our treatment. For Q9 we also used the χ^2 permutation test to determine whether there were significant differences according to management type.

Under the TPB, attitudes are a product of beliefs multiplied by evaluations.¹³ To visualise Q9a and Q9b (see Table 1) under this framework, we calculated the average ‘belief’ in first the importance (Q9a) and secondly the difficulty of implementation (Q9b) for each FMP by applying numerical scoring to the categories and plotted them together. We scored ‘Extremely important’ as 4, through lowering importance, down to 0 for ‘Not at all important’; and ‘Not at all difficult’ as 4, down to 1 for ‘Extremely difficult’. We excluded categories of ‘Impossible’ as outside of theoretical decision making, and scored ‘Not sure’ as median.^{42,43}

To determine to what extent the probability of an implementation of a FMP for natural pest control accorded was determined by these beliefs, responses to Q6 and Q7 (FMP that farmers are currently doing or would consider doing in the future) were modelled using data on belief in the importance of a FMP (Q9a) and difficulty of application (Q9b) as explanatory variables. We took the categorised responses to Q6 and Q7 and assigned one for mentioning, or zero for not mentioning each FMP.

Responses indicating that the participant did not practice any FMPs for carabids (Q6) or intend to do so (Q7) were excluded. We fitted General Linear Models (GLMs) using the Genstat statistical software package⁴¹ to determine the effect of perceived importance of FMP (Q9a), perceived difficulty of FMP (Q9b), on the response variables quantified from Q6 and Q7. This included Treatment and Control groups as a factor to test our main hypothesis. We modelled only

Accepted Article

participants answering Q9. We excluded those answering “impossible” to Q9 as these can’t be said to be making a decision, and “not sure” for both questions as these cannot fit into an ordinal scale of perception. We assumed a binomial distribution, and considered the importance, difficulty, and treatment level factors as fixed effects with three-way interactions. We selected terms using backwards elimination according to the largest p-value given by the Kenward-Roger approximate F-tests.⁴⁰ The final predictive model was chosen when all remaining terms gave significant values ($P \leq 0.05$) when dropped from the model.

3 Results

3.1 Summary of data

For the control questionnaire 116 responses contained enough data for analysis. The subset of full responses to Section 2 of the questionnaire comprised 66 responses. Qualitative answers were collected from 67 responses. For the treatment questionnaire 22 responses contained enough data for analysis. The subset of responses to Section 2 of the questionnaire responses comprised 19 responses, all of which included qualitative responses.

There were no significant differences in farmer demographics between treatments (Table 3). The majority of participants were arable farmers (cereal crops and general cropping). A large proportion had mixed farms, with a much lower proportion farmed livestock alone. The smallest proportion comprised horticulture. The majority of participants reported farm size of 101-500 hectares, followed by larger farms of >500 ha. The smallest proportion of respondents had farms less than 20 ha in size. The demographics of our participants varied from national averages (Defra 2020a) in a larger median farm size and a greater proportion of cereal farmers.

Participants could select multiple sources of knowledge and experience (Table 3). A ‘farming background’ and farming ‘from childhood’ were most frequently selected. Formal education was most frequently selected as college, followed by industry qualifications, then university. Similarly,

multiple sources of advice could be selected (Table 3). Most frequent were events and training, farmer networks, agronomists, agricultural groups, and conservation groups. Less frequently selected was governmental advice, and industry representatives.

3.2 Section 1: Awareness and beliefs about carabid-mediated natural-enemy pest control (NPC)

For the four awareness questions (Q1 – 4), there were no significant effects of treatment group, or the demographic groups (farm type, size) on the responses. Therefore, we pooled the data across typologies and treatments. Of the 138 respondents, 87.0% were aware of carabid beetles before participation (Q1). One third indicated that they could identify a carabid beetle as distinct from other beetles, whilst 30.4% were unsure (Q2). Responses of confidence in identifying many species, and responses that they could not identify carabids at all shared the lowest frequency, both at 4.3%. Although 80.4% of respondents were aware before participation in the questionnaire that carabid beetles ate crop pests, only 25.9% were aware that carabid beetles eat weed seeds (Q3). Similarly, 77.5% of respondents believed that carabids could make a significant contribution to crop pest control, and only 2.9% did not believe as such, with a further 19.6% unsure, whilst only 29.6% believed that carabids could make a significant contribution to weed control, 16.2% did not believe as such, with the largest proportion at 54.0% unsure (Q4). There was no significant difference in the responses to Q4a and b according to treatment.

3.3 Section 2: Farm environment and conservation

Answers to Q5 showed that most respondents had adopted one of the FMPs listed. The most frequently selected was Margins/buffer strips, followed by Hedgerow maintenance, Natural area retention, Diverse rotations, and Reduced tillage. The least selected were Beetle banks, Fallow land and Undersow/companion crop (Fig. 2).

There was a significant difference between past and current implementation ($p < 0.001$, $X^2 = 62.40$, 15d.f.), overall there has been an increase in implementation of the FMPs (Fig. 2). There were also significant differences in the types of FMPs adopted. Hedgerow establishment and Beetle banks were more frequently adopted in the past, and Reduced tillage more frequently adopted currently, than would be expected under the null hypothesis. Of the past implementation, there was a highly significant difference in FMPs adopted voluntarily or through AES ($p < 0.001$, $X^2 = 61.26$, 30d.f.). Reduced tillage and Diverse crop rotation were adopted more voluntarily, whilst Beetle banks and Field margins/buffers were adopted more under AES than would be expected under the null hypothesis.

Of the current implementation, there was a significant difference between voluntary and AES implementation ($p < 0.001$, $X^2 = 153.10$, 30d.f.). Reduced tillage, Diverse rotation, and Low pesticide use were adopted voluntarily more than expected under the null hypothesis. Whereas the adoption of Margins/buffer strips, both Hedgerow establishment, and maintenance, and Beetle banks was less than expected. The difference between the FMPs adopted voluntarily in the past was significantly different from that adopted currently ($p = 0.006$, $X^2 = 52.76$, 30 d.f.) and the difference between past and current implementation by AES was not significant ($p = 0.953$, $X^2 = 18.31$, 30d.f.).

[Figure 2 near here]

There were 72 qualitative responses to Q6. Given that this question relates to past activities we pooled the responses for analysis. Overall, 66% of responses indicated that they currently carry out FMPs for carabids. The FMP most frequently mentioned for carabids was reduced insecticide use (30.0%), followed by Beetle banks (15.0%) and Reduced tillage (12.0%). In further comments, the general value of invertebrates or ecosystem function was mentioned in 18% of responses, with pollinators specifically in 4%, for example "*Main aim is to increase abundance of ALL insects, carabids, pollinators and other predatory species alike*". A further 8% specifically mentioned soil

health for example *"We are actively cover cropping and moving to zero tillage to promote all aspects of soil health including being a positive contributor to the insect world"*.

For Q7, there were 73 qualitative responses. This question relates to the future intent of participants and so we expected to see a difference between the groups. For the Control group 89%, and Treatment group 100%, indicated that they would consider carrying out or increasing FMPs for carabids. For both groups, the FMP most frequently mentioned with intention to implement or increase implementation was Margins/buffer strips (16.9%), followed by Beetle banks (13.3%), then Cover crops (12.0), and Reduced tillage (10.8%). Notably, 12.5% of the Control Group indicated they would consider reducing insecticides, whilst no one from the Treatment Group specifically mentioned this. The most frequent comment (control 26.3% treatment 18.7%) was that they would consider *all* of the FMPs, for example *"Any of them if I understand what they do and the benefits"*. In further comments 3.1% of Control and 10.5% of Treatment group indicated the need for further advice for example *"I would like an advisor to visit to see what would be best for the farm as my knowledge is limited."*. In 7.8% of Control and 5.3% of Treatment responses, participants stated that they already do all or nearly all they can, for example *"as it is an organic farm much of this is done anyway"*. For the control 10.9 % indicated a need for AES support, with 4.5% specifically mentioning financial constraints, a further 1.6% mentioned potential loss of productivity for example *"depending on finances and schemes available"*.

There were 79 qualitative responses for Q8 which asked about apprehension around implementation. For both groups, nearly 60%, indicated that there was a reason they would be apprehensive. For both groups, financial constraints were the most cited, followed by loss of productive land, and the potential for weed incursion into crops, for example *"...have a large influence on yield and therefore financial return "*. Time effectiveness, risk of crop loss, and crop quality concerns were less mentioned, along with physical constraints such as drainage

Accepted Article

For Q9a, on the importance of FMPs for crop pest control by natural-enemies such as carabids, the most frequently ranked as '*Extremely important*' was Low pesticide use, followed by Reduced tillage, Margins/buffer strips, and Natural area retention. The most frequently ranked as '*Not at all important*' was Fallow land, followed by Low fertiliser use (Fig. 3). There were no significant differences between treatment groups.

[Figure 3 near here]

[Figure 4 near here]

For Q9b, on the perceived difficulty of implementation, the most frequently ranked as '*Not at all difficult*' was Margins/buffer strips, followed by Ditch maintenance, Diverse rotation, and Natural area retention. Low herbicide use, and Low fertiliser use were most frequently ranked as '*Extremely difficult*'. Ponds/waterbodies and Low herbicide use were most frequently ranked as '*Moderately difficult*', and Low Pesticide use and Beetle banks were most frequently ranked as '*Slightly difficult*' (Fig.4). There were no significant differences between treatment groups.

To visualise Q9a and Q9b under the TPB framework, scored responses were plotted together (Figure 5). Margins/buffer strips scored highest for both importance and ease, followed by Diverse rotation and Natural area retention. Ditch maintenance scored highly for ease, yet low for importance, and conversely Low pesticide use scored high for importance, and lower for ease. Undersow/companion crop and Low fertiliser use scored low for both importance and ease.

[Figure 5 near here]

The fitted GLMM model for current implementation of FMPs for carabids retained both difficulty and importance (d.f. 7, $F=13.82$, $p<0.001$). Treatment was not retained in the model, and there were no interaction effects (Figure 6).

[Figure 6 near here]

The fitted model for intention to implement FMPs for carabids retained all terms, of treatment, difficulty, and importance (Figure 7a), with an interaction of importance and treatment (Figure 7b) (d.f. 12, $F=3.51$, $p=0.007$).

[Figure 7 near here]

4 Discussion

The Theory of Planned Behaviour and UK farmer decision making

In this study we aimed to elucidate the key factors influencing the implementation of Farm Management Practices (FMPs) for Integrated Pest Management (IPM) by carabids, using a theoretical framework based on Ajzen's¹³ Theory of planned Behaviour (TPB). The TPB is often used with expanded conceptual aspects to suit the context of belief formation.^{13,14,15} The results show that the TPB is a useful framework when considering the factors surrounding implementation.

Firstly, we see that those FMPs generally perceived to be both highly important for carabids, and easy to implement, were the ones that had already had the highest uptake. The responses to Q5 (past and current implementation) revealed that the most frequently adopted FMPs were Margins/buffer strips, Hedgerow maintenance, Natural area retention, Diverse rotations, and Reduced tillage, and the plot of average scores (Fig. 5) shows these particular FMPs clustered around the top right corner; where we would expect to see practices that are likely to be adopted under the TPB.

Some interesting nuances are apparent. Low pesticide use is ranked as very important for carabids yet somewhat difficult to implement, and this was in the median of FMPs adopted. Other in-field

Accepted Article

options, including reduced herbicide use, fertiliser use, and companion cropping were also perceived as being difficult to implement but of less importance for carabids. However, we note that Q5 asked only what FMPs had been adopted, not those adopted specifically for carabids; although Q6 (implementation for carabids) further reveals that the FMP most commonly adopted for natural-enemy pest control (NPC) was low pesticide use. Ditch maintenance was perceived as very easy, yet not ranked as very important for carabids (Fig. 5). Similarly, the discrepancy of the least adopted FMP according to Q5 being Beetle banks, despite its central position on the plot of perceived importance x perceived ease of implementation, may be attributed to the fact that it was carried out specifically for the benefit of natural enemies including carabids as seen in frequent comments for Q6.

The model explaining uptake of FMP further confirmed the TPB framework, with significant terms of both perceived importance and difficulty of implementation explaining which FMPs were adopted specifically for natural-enemy pest-control. Treatment proved not to be a significant factor in the model, and this is to be expected as it could not have affected the decisions already made (i.e. current management). Regarding future intention to implement management for carabids as evidenced by Q7 (future intention to implement for carabids), the model-based analysis revealed that importance and difficulty were again significant (Fig. 5), but this time Treatment was also retained in the model (Fig. 7). This supports our hypothesis in that the Treatment had an effect on the strength of future intent to implement FMPs for carabids. This result also demonstrated the potential to encourage uptake of specific FMPs by influencing farmer perceptions about the efficacy of NPC. It also provides evidence for the importance of evaluation; shared experience of the successful implementation and efficacy of a current FMP is likely to encourage increased uptake in the future.

Figure 5 shows the Treatment had the largest effect in relation to participants responding with rankings of 'moderately' and 'very important', shifting the probability of adoption higher in the

Treatment group compared to the Control. This may be attributed to the top portion being already persuaded, as the TPB hypothesises that strong beliefs of importance alone can lead to adoption, despite difficulty.¹³ This is supported in Qualitative responses to Q7 where some participants felt they already did all they could. The Elaboration Likelihood Model⁴⁴ suggests that beliefs of importance creates stronger attitude change through higher engagement with persuasive materials. A high motivation causes receivers of a message to cognitively appraise the message content, whilst low motivation in receivers results in less scrutiny of the message.⁴⁴ This may explain the responses of 'not important' and 'slightly important' being less influenced by the Treatment content, for example by cognitive dismissal of FMPs mentioned in the talks that were perceived as unimportant. These results could be used to target knowledge exchange activities at FMPs for which there is most potential to influence farmer behaviour.

Targeting of FMPs for outcomes

The most favoured FMP in respect to future intent was Margin/buffer strips, which accords with Fig. 5 and the TPB. Field margins and buffer strips have been comprehensively shown to be beneficial habitats for carabids, providing hibernation, aestivation, and stable resources in proximity to crop areas prone to disturbance.^{29, 32, 45} However, margins are not necessary for all carabid species of significance to IPM, and moreover spill-over into crop habitats for pest and weed control is not guaranteed.⁵⁰ Other FMPs may be more desirable to boost abundance of beneficial species for IPM. Butler, Vickery and Norris⁴⁷ examined the uptake of FMPs for cropped and non-cropped areas and found that despite there being more AES options for cropped areas, the main focus of current agreements was on hedgerow and margin management. This accords with our findings (Fig. 5) which largely confirm that interventions in non-cropped areas are more favoured. However, diverse rotations and reduced tillage are more popular than expected considering Butler et al.'s work, and this is likely to be because interest in regenerative farming practices has grown since the publication

of the Butler study. These options were not widely supported in the past by AES,⁴⁸ yet farmers increasingly deem them of sufficient importance and lack of difficulty to implement, which may also reflect importance for other farmer priorities such as soil conservation.

Beetle banks are designed to support beetles, whilst not exclusively aimed at carabids, they provide a range of microclimates and alternative food resources, and are connected to edge habitats, theoretically nudging carabid abundances to field centres for IPM.^{32, 36, 49, 50} Despite the potential benefits for crop pest control we found Beetle banks to be the least adopted overall (Q5).

Beetle banks were however, the second most mentioned as currently implemented for carabid beetles in Q6, and second most mentioned with future intent in Q7. This may be due to the balance of values in decision making. Farmers are subject to a range of influences on their decision making. IPM by natural enemies is only one facet of a healthy farm environment, and other FMPs may have perceived benefits outweighing the consideration of FMPs for carabids.

Lessons for communicating carabids to increase the uptake of IPM.

The questionnaire responses showed that, prior to the survey, most participants were aware of carabids in agricultural fields and their role as predators of crop invertebrate pests. This was reflected in their beliefs about the efficacy of carabids for IPM of invertebrate pests. However, there was much lower awareness of their weed seed predation, likewise reflected in their lower level of belief in efficacy of this; contrary to the evidence in the literature that weed regulation by carabids is significant.^{28, 51}

We hypothesised that engagement materials would have the effect of more positive beliefs in efficacy, and more willingness to apply FMPs for carabids. The lack of difference for questions of attitude and belief between treatments may have been due to the sample attributes. Participants were self-selected, and as such were likely motivated individuals.⁵² Farmer participants had a higher than average education level, and tended to participate in training and networking to acquire

information, rather than relying on advisors alone.^{53,54,55} The overwhelming majority also responded positively to Q7 on intent to apply FMPs for IPM in the future, demonstrating high motivation. The lack of significant differences between demographic variables may likewise be attributed to the homogenous sample.

Figure 1 is a simplified diagram showing only the conceptualised treatment effects upon attitudes, as a determinate of behavioural intent. In actualised scenarios, decision makers are subject to a range of factors and constraints governing the uptake of FMPs. Financial concerns were raised in qualitative responses, notably as unprompted responses from the control group to Q7- future intent. Since we see that the most popular measures for IPM by carabids have been adopted more by AES (Q5) this is important to consider. In light of this, and the higher biodiversity gain⁴⁸ in cropped area FMPs, leads us to propose that more effective financial support, or a demonstration of long-term financial benefits, for FMPs such as Diverse rotations, Reduced tillage, and Low pesticide use (that are not fully supported in AES) are likely to have a higher impact. In Figure 5 we show that attitudes are positive towards these FMPs, so targeting practical constraints may bridge the gap between attitudes and adoption.

Given past disconnect between science and application, the high level of general engagement with the survey demonstrates the interest of farmers in beneficial insects for IPM. Attendance of talk events on carabids, and qualitative comments demonstrates the desire for information which further feeds into an argument for better provision of advice to support natural-enemy IPM. While our results have provided strong evidence for the potential benefit of targeted farmer engagement in improving the uptake of FMPs that benefit carabids, further work should seek to engage a wider cross section of the industry in terms of educational background. Additional engagement work with farmers that included monitoring of carabids on farms and an assessment of its importance in changing or affirming attitudes would also be beneficial.

4.1 Conclusions

The Theory of Planned Behaviour (TPB) is widely used in research around farmer behaviours, yet few studies document agro-ecological applications of this theory. Our findings confirm the utility of the TPB in examining where interventions may impact farmer decision making on Farm Management Practices (FMPs) for natural-enemy pest control (NPC). Online engagement materials were useful in targeting perceptions of the importance of FMPs for NPC and increasing the probability of future adoption of FMPs to benefit carabids for IPM. Perceptions of difficulty of application may be better targeted by practical engagement.

Farmer perceptions about the importance of FMPs in relation to NPC and how difficult these practices were to implement varied. This corresponded to past and current patterns of FMP adoption. Farmers had the highest positive attitudes to Margins/buffer strips, Hedgerow management, and Natural area retention. These may be easy wins in terms of take up, but more impactful intervention would target cropped areas for example Diverse crop rotations and Reduced tillage. These results highlighted the need for natural scientists to engage with and address socio-economic barriers to uptake when designing management interventions for IPM.

Farmers participating in this study were engaged by information about carabid beetles, and the implementation of IPM principles for sustainable pest control. We saw a level of trust in direct science communication which is encouraging. We recommend targeted engagement for enhanced uptake of IPM principles. Online materials were effective on farmers with neither very positive or very negative beliefs, more practical interventions may change attitudes and combat negative views on importance. The approach taken here could readily be applied to other components of functional biodiversity linked to farm production (e.g. earthworms) to help inform and motivate farmers to adopt sustainable practices for IPM.

Authors' Contributions

KJ, AEM, and JS conceived and designed the study. The research and analysis were performed by KJ and AEM with input from JS. All authors contributed to interpretation of results and writing the manuscript.

Acknowledgements

We thank Gary Frewin for animation design, and the Rothamsted communications dept for promotion. We thank William MacAlpine for agricultural organisation outreach, and the organisations LEAF, Agricollogy, BASE, CFE, FWAG, Agri-Tech- east, ADHB, RSPB and NFU for promotion activities.

KJ is grateful for funding from the Rothamsted-Reading Alliance. JS and AEM are supported by research programmes NE/N018125/1 LTS-M ASSIST – Achieving Sustainable Agricultural Systems, funded by NERC and BBSRC (BBS/E/C/000I0140), and the Smart Crop Protection (SCP) strategic programme (BBS/OS/CP/000001) and the Soil to Nutrition (S2N) strategic programme (BBS/E/C/000I0330) both funded by the BBSRC.

5 References

- 1 HMG.OV. *Countryside Stewardship Mid Tier and Wildlife Offers Manual*. Version 1.0. Available online at [www.gov.uk/rca/cs; accessed 09.03.20] (2020).
- 2 De Snoo, G.R., Herzog, I., Staats, H., Burton, R.J., Schindler, S., van Dijk, J., Lokhorst, A.M., Bullock, J.M., Lobley, M., Wrabka, T. and Schwarz, G., 2013. Toward effective nature conservation on farmland: making farmers matter. *Conservation Letters*, **6**(1), pp.66-72.
- 3 Mills, J., Gaskell, P., Ingram, J. and Chaplin, S. Understanding farmers' motivations for providing unsubsidised environmental benefits. *Land use policy*, **76**, pp.697-707. (2018).
- 4 McCracken, M.E., Woodcock, B.A., Lobley, M., Pywell, R.F., Saratsi, E., Swetnam, R.D., Mortimer, S.R., Harris, S.J., Winter, M., Hinsley, S. and Bullock, J.M. Social and ecological drivers of success in agri-environment schemes: the roles of farmers and environmental context. *Journal of Applied Ecology*, **52**(3), pp.696-705. (2015).
- 5 Riley, M. How does longer term participation in agri-environment schemes [re] shape farmers' environmental dispositions and identities? *Land Use Policy*, **52**, pp.62-75. (2016).
- 6 Burton, R.J.F., Kuczera, C. & Schwarz, G. Exploring farmers' cultural resistance to voluntary agri-environmental schemes. *Sociologia Ruralis*, **48**, 16– 37. (2008).

- 7 Mills, J., Gaskell, P., Ingram, J., Dwyer, J., Reed, M. and Short, C. Engaging farmers in environmental management through a better understanding of behaviour. *Agriculture and Human Values*, **34(2)**, pp.283-299. (2017).
- 8 Sutherland, L.A., Mills, J., Ingram, J., Burton, R.J., Dwyer, J. and Blackstock, K. Considering the source: Commercialisation and trust in agri-environmental information and advisory services in England. *Journal of environmental management*, **118**, pp.96-105. (2013).
- 9 Defra. *Environmental Land Management Policy discussion document February 2020*. Available online at [https://consult.defra.gov.uk/elm/elmpolicyconsultation/supporting_documents/elmdiscussiondocument20200225a%20002.pdf] accessed 09.03.20 (2020).
- 10 Perkins, A.J., Maggs, H.E., Watson, A. and Wilson, J.D. Adaptive management and targeting of agri-environment schemes does benefit biodiversity: a case study of the corn bunting *Emberiza calandra*. *Journal of Applied Ecology*, **48(3)**, pp.514-522. (2011).
- 11 Pywell, R.F., Heard, M.S., Bradbury, R.B., Hinsley, S., Nowakowski, M., Walker, K.J. & Bullock, J.M. Wildlife-friendly farming benefits rare birds, bees and plants. *Biology Letters*, **8**, 772– 775. (2012).
- 12 Smallshire, D., Robertson, P. and Thompson, P. Policy into practice: the development and delivery of agri-environment schemes and supporting advice in England. *Ibis*, **146**, pp.250-258. (2004).
- 13 Ajzen, I. The theory of planned behavior. *Organizational behavior and human decision processes*, **50(2)**, pp.179-211. (1991).
- 14 Sok, J., Borges, J.R., Schmidt, P. and Ajzen, I. Farmer behaviour as reasoned action: a critical review of research with the theory of planned behaviour. *Journal of Agricultural Economics*. (2020).
- 15 Milne A.E., Teiken C, Deledalle F., van den Bosch F., Gottwald T., McRoberts N. Growers' risk perception and trust in control options for huanglongbing citrus-disease in Florida and California. *Crop Protection*. **Dec 1**;114:177-86. (2018)
- 16 Burton, R.J. and Paragahawewa, U.H. Creating culturally sustainable agri-environmental schemes. *Journal of Rural Studies*, **27(1)**, pp.95-104. (2011).
- 17 Ingram, J. Agronomist–farmer knowledge encounters: an analysis of knowledge exchange in the context of best management practices in England. *Agriculture and Human Values*, **25(3)**, pp.405-418. (2008).
- 18 Morris, C. Negotiating the boundary between state-led and farmer approaches to knowing nature: an analysis of UK agri-environment schemes. *Geoforum*, **37(1)**, pp.113-127. (2006).
- 19 Franks, J.R. and Emery, S.B. Incentivising collaborative conservation: Lessons from existing environmental Stewardship Scheme options. *Land Use Policy*, **30(1)**, pp.847-862. (2013).

- 20 Reed, M.S., Moxey, A., Prager, K., Hanley, N., Skates, J., Bonn, A., Evans, C.D., Glenk, K. and Thomson, K. Improving the link between payments and the provision of ecosystem services in agri-environment schemes. *Ecosystem Services*, **9**, pp.44-53. (2014).
- 21 Schomers, S., Matzdorf, B., Meyer, C. and Sattler, C. How local intermediaries improve the effectiveness of public payment for ecosystem services programs: the role of networks and agri-Environmental assistance. *Sustainability*, **7(10)**, pp.13856-13886. (2015).
- 22 Kleijn, D., and Sutherland, W.J. How effective are European agri-environment schemes in conserving and promoting biodiversity? *Journal of Applied Ecology*. **2003 40**. Pp 947–969 (2003).
- 23 Klerkx, L. and Proctor, A. Beyond fragmentation and disconnect: networks for knowledge exchange in the English land management advisory system. *Land Use Policy*, **30(1)**, pp.13-24. (2013).
- 24 Barzman, M., Barberi, P., Birch, A.N.E., Boonekamp, P., Dachbrodt-Saaydeh, S., Graf, B., Hommel, B., Jensen, J.E., Kiss, J., Kudsk, P., Lamichhane, J.R., Messean, A., Moonen, A.C., Ratnadass, A., Ricci, P., Sarah, J.L., Sattin, M. Eight principles of integrated pest management. *Agronomy for Sustainable Development* **35**, 1199-1215. (2015).
- 25 EU. *Directive 2009/128/EC of the European parliament and of the council of 21 October 2009 establishing a framework for community action to achieve the sustainable use of pesticides*. Off J Eur Union 52:71–86, Available at: <http://eur-lex.europa.eu/legal-content/EN/TXT/?uri=OJ:L:2009:309:TOC> [Accessed 13/01/21] (2009).
- 26 UKGOV. *A green future: our 25 year environment plan to improve the environment*. Available at: https://assets.publishing.service.gov.uk/government/uploads/system/uploads/attachment_data/file/693158/25-year-environment-plan.pdf [Accessed 13/01/21] (2018).
- 27 Bianchi, F.J., Booij, C.J.H. and Tscharrntke, T. Sustainable pest regulation in agricultural landscapes: a review on landscape composition, biodiversity and natural pest control. *Proceedings of the Royal Society of London B: Biological Sciences*, **273(1595)**, pp.1715-1727. (2006).
- 28 Kotze DJ, Brandmayr P, Casale A, Dauffy-Richard E, Dekoninck W, Koivula MJ, Lövei GL, Mossakowski D, Noordijk J, Paarmann W, Pizzolotto R. Forty years of carabid beetle research in Europe—from taxonomy, biology, ecology and population studies to bioindication, habitat assessment and conservation. *ZooKeys*. **(100)**:55. (2011).
- 29 Thielle, H.U. *Carabid beetles in their environments: a study on habitat selection by adaptations in physiology and behaviour (Vol. 10)*. Springer Science & Business Media. (1977).
- 30 Baguette, M. and Hance, T.H. Carabid beetles and agricultural practices: influence of soil ploughing. *Biological Agriculture & Horticulture*, **15(1-4)**, pp.185-190. (1997).
- 31 Scopel, E., Triomphe, B., Affholder, F., Da Silva, F.A.M., Corbeels, M., Xavier, J.H.V., Lahmar, R., Recous, S., Bernoux, M., Blanchart, E. and de Carvalho Mendes, I. Conservation agriculture cropping systems in temperate and tropical conditions, performances and impacts. A review. *Agronomy for Sustainable Development*, **33(1)**, pp.113-130. (2013).

- 32 Thomas, C.G., Holland, J.M. and Brown, N.J. The spatial distribution of carabid beetles in agricultural landscapes. *The agroecology of carabid beetles*. Andover: Intercept, pp.305-344. (2002).
- 33 Sunderland, K. Invertebrate pest control by carabids. In: Holland, J.M. *The Agroecology of Carabid Beetles*. Andover: Intercept (2002).
- 34 Wezel, A., Casagrande, M., Celette, F., Vian, J.F., Ferrer, A. and Peigné, J. Agroecological practices for sustainable agriculture. A review. *Agronomy for sustainable development*, **34(1)**, pp.1-20. (2014).
- 35 Boetzi, F.A., Krimmer, E., Krauss, J. and Steffan-Dewenter, I. Agri-environmental schemes promote ground-dwelling predators in adjacent oilseed rape fields: Diversity, species traits and distance-decay functions. *Journal of Applied Ecology*. (2018).
- 36 Kromp, B. Carabid beetles in sustainable agriculture: a review on pest control efficacy, cultivation impacts and enhancement. *Agriculture, Ecosystems & Environment*. **74, 1–3**, June 1999, Pp 187–228 (1999).
- 37 Tscharrntke, T., Tylianakis, J.M., Wade, M.R., Wratter, S.D., Bengtsson, J. and Kleijn, D. Insect Conservation in Agricultural Landscapes. . In- Stewart A.J.A, New, T.R. and Lewis, O.T., 2007. Insect Conservation Biology. *Proceedings of the Royal Entomological Societies 23rd symposium*. Oxford: CABI. Pp 383-404. (2007).
- 38 Baker, D.J., Freeman, S.N., Grice, P.V. & Siriwardena, G.M. Landscape-scale responses of birds to agri-environment management: a test of the English Environmental Stewardship scheme. *Journal of Applied Ecology*, **49**, 871– 882. (2012)
- 39 Bommarco, R., Vico, G. and Hallin, S. Exploiting ecosystem services in agriculture for increased food security. *Global Food Security*, **17**, pp.57-63. (2018).
- 40 Kenward MG, Roger JH. Small sample inference for fixed effects from restricted maximum likelihood. *Biometrics*. 1997 Sep 1:983-97. (1997)
- 41 Payne, R.W. ed. *Genstat 5 release 3 reference manual*. Oxford University Press. (1993).
- 42 Denman, D.C., Baldwin, A.S., Betts, A.C., McQueen, A. and Tiro, J.A. Reducing “I don’t know” responses and missing survey data: Implications for measurement. *Medical Decision Making*, **38(6)**, pp.673-682. (2018).
- 43 Shoemaker, P.J., Eichholz, M. and Skewes, E.A. Item nonresponse: Distinguishing between don't know and refuse. *International Journal of Public Opinion Research*, **14(2)**, pp.193-201. (2002).
- 44 Petty, R., Haugtvedt, C. and Smith, S. Elaboration as a determinant of attitude strength: Creating attitudes that are persistent, resistant, and predictive of behavior. In *Attitude strength: Antecedents and consequences*, Edited by: Petty, R. and Krosnick, J. 93–103. Hillsdale, MI: Erlbaum (1995).
- 45 Eyre, M.D., Luff, M.L. and Leifert, C. Crop, field boundary, productivity and disturbance influences on ground beetles (Coleoptera, Carabidae) in the agroecosystem. *Agriculture, ecosystems & environment*, **165**, pp.60-67. (2013).

- 46 Jowett, K., Milne, A.E., Metcalfe, H., Hassall, K.L., Potts, S.G., Senapathi, D. and Storkey, J. Species matter when considering landscape effects on carabid distributions. *Agriculture, Ecosystems & Environment*, **285**, p.106631. (2019).
- 47 Butler, S.J., Vickery, J.A. & Norris, K. A risk assessment framework for evaluating progress towards sustainability targets. *Aspects of Applied Biology*, **81**, 317–323. (2007).
- 48 Defra. *Countryside Stewardship: Mid Tier Manual*. Published 14 March 2016. London: HMG0V (2016).
- 49 Holland, J.M. and Luff, M.L. The effects of agricultural practices on Carabidae in temperate agroecosystems. *Integrated pest management reviews*, **5(2)**, pp.109-129. (2000).
- 50 Thomas, M.B., Mitchell, H.J. and Wratten, S.D. Abiotic and biotic factors influencing the winter distribution of predatory insects. *Oecologia*, **89(1)**, pp.78-84. (1992).
- 51 Petit, S., Bohan, D.A. and Dijon, A. The use of insects in integrated weed management. In *Integrated weed management for sustainable agriculture* (pp. 453-468). Burleigh dodds Science publishing. DOI: 10.19103/AS.2017.0025.23 (2018).
- 52 Petty, R., Haugtvedt, C. and Smith, S. Elaboration as a determinant of attitude strength: Creating attitudes that are persistent, resistant, and predictive of behavior. In *Attitude strength: Antecedents and consequences*, Edited by: Petty, R. and Krosnick, J. 93–103. Hillsdale, MI: Erlbaum (1995).
- 53 Defra. Farm labour profiles from the England and UK farm structure survey [Online]. Available at: <https://www.gov.uk/government/statistics/farm-labour-profiles-from-the-england-and-uk-farm-structure-survey> [Accessed 18/01/21] (2020).
- 54 Cole, A. Agri-Environment Monitoring and Evaluation Programme Annual Report 2017/18: A summary of findings from recently published projects. Natural England Research Reports n079. (2019).
- 55 Gasson, R. Educational qualifications of UK farmers: A review. *Journal of Rural Studies*, **14(4)**, pp.487-498. (1998).
- 56 Holland, J.M., Birkett, T. and Southway, S. Contrasting the farm-scale spatio-temporal dynamics of boundary and field overwintering predatory beetles in arable crops. *Biocontrol*, **54(1)**, pp.19-33. <https://doi.org/10.1007/s10526-008-9152-2> (2009).
- 57 Saska, P., Vodde, M., Heijerman, T., Westerman, P. & van der Werf, W.. The significance of a grassy field boundary for the spatial distribution of carabids within two cereal fields. *Agriculture, Ecosystems and Environment*, **122**, 427–434. (2007).
- 58 French, B.W. and Elliott, N.C. Temporal and spatial distribution of ground beetle (Coleoptera: Carabidae) assemblages in grasslands and adjacent wheat fields. *Pedobiologia*, **43(1)**, pp.73-84. (1999).

- 59 Labruyere, S., Bohan, D.A., Biju-Duval, L., Ricci, B. and Petit, S. Local, neighbor and landscape effects on the abundance of weed seed-eating carabids in arable fields: A nationwide analysis. *Basic and applied ecology*, **17(3)**, pp.230-239. <https://doi.org/10.1016/j.baae.2015.10.008> (2016).
- 60 Gareau, T.P., Voortman, C. and Barbercheck, M. Carabid beetles (Coleoptera: Carabidae) differentially respond to soil management practices in feed and forage systems in transition to organic management. *Renewable Agriculture and Food Systems*, pp.1-18. (2019).
- 61 Armstrong, G. and McKinlay, R.G. The effect of undersowing cabbages with clover on the activity of carabid beetles. *Biological agriculture & horticulture*, **15(1-4)**, pp.269-277. (1997).
- 62 Theunissen, J. Intercropping in field vegetable crops: pest management by agrosystem diversification—an overview. *Pesticide Science*, **42(1)**, pp.65-68. (1994).
- 63 Theunissen, J. and Schelling, G. Undersowing carrots with clover: suppression of carrot rust fly (*Psila rosae*) and cavity spot (*Pythium* spp.) infestation. *Biological agriculture & horticulture*, **18(1)**, pp.67-76. (2000).
- 64 McFerran, D.M., Meharg, M.J., Montgomery, W.I. and McAdam, J.H. The impact of grazing on communities of ground-dwelling beetles (Coleoptera: Carabidae) in upland vegetation in north-east Ireland. In *Carabid beetles: ecology and evolution* (pp. 325-330). Springer, Dordrecht. (1994).
- 65 Woodcock, B.A., Potts, S.G., Westbury, D.B., Ramsay, A.J., Lambert, M., Harris, S.J. and Brown, V.K. The importance of sward architectural complexity in structuring predatory and phytophagous invertebrate assemblages. *Ecological Entomology*, **32(3)**, pp.302-311. (2007).
- 66 Blubaugh, C.K. and Kaplan, I. Tillage compromises weed seed predator activity across developmental stages. *Biological Control*, **81**, pp.76-82. (2015).
- 67 Hatten, T.D., Bosque-Pérez, N.A., Labonte, J.R., Guy, S.O. and Eigenbrode, S.D. Effects of tillage on the activity density and biological diversity of carabid beetles in spring and winter crops. *Environmental entomology*, **36(2)**, pp.356-368. (2007).
- 68 Lami, F., Boscutti, F., Masin, R., Sigura, M. and Marini, L. Seed predation intensity and stability in agro-ecosystems: Role of predator diversity and soil disturbance. *Agriculture, Ecosystems & Environment*, **288**, p.106720. (2020).
- 69 Kinnunen, H. and Tiainen, J. Carabid distribution in a farmland mosaic: the effect of patch type and location. In *Annales Zoologici Fennici* (pp. 149-158). Finnish Zoological and Botanical Publishing Board. (1999).
- 70 Redlich, S., Martin, E.A. and Steffan-Dewenter, I. Landscape-level crop diversity benefits biological pest control. *Journal of Applied Ecology*. (2018).
- 71 Brust, G.E. Direct and indirect effects of four herbicides on the activity of carabid beetles (Coleoptera: Carabidae). *Pesticide Science*, **30(3)**, pp.309-320. (1990).

72 Chiverton, P.A. Pitfall-trap catches of the carabid beetle *Pterostichus melanarius*, in relation to gut contents and prey densities, in insecticide treated and untreated spring barley. *Entomologia experimentalis et applicata*, 36(1), pp.23-30. (1984).

6 Tables

Table 1: A summary of the questions asked in the questionnaire. The questions that were expected to be influenced by the intervention in the treatment group are indicated by *. See supplementary for full content.

Question Description	Response type
Section 1 Carabids	
Q1 Before today were you aware that the beetles inhabiting your agricultural fields included carabid beetles?	Tickbox response, one could be selected of <i>Yes</i> or <i>No</i>
Q2 Do you believe you could identify a carabid beetle?	Tickbox response, one could be selected of (i) <i>Yes - many species</i> ; (ii) <i>Yes- a few species and families</i> (iii) <i>Yes- as distinct from other types of beetle</i> ; (iv) <i>Not sure</i> ; (v) <i>Probably not</i> ; (vi) <i>Definitely not</i>
Q3a Before today were you aware that carabid beetles eat crop pests such as aphids, slugs, caterpillars, grubs and mites?	Tickbox response, one could be selected of <i>Yes</i> or <i>No</i>
Q3b Before today were you aware that carabid beetles eat crop weed seeds such as dandelion, shepherds purse and chickweed?	Tickbox response, one could be selected of <i>Yes</i> or <i>No</i>
Q4a* Do you believe that carabid beetles can make a significant contribution to Crop insect pest control?	Tickbox response, one could be selected of <i>Yes</i> , <i>No</i> , or <i>Not sure</i>
Q4b* Do you believe that carabid beetles can make a significant contribution to Crop weed control?	Tickbox response, one could be selected of <i>Yes</i> , <i>No</i> , or <i>Not sure</i>
Section 2 The farm environment and conservation	
Q5 Have you implemented the following farm management? (AES= agri-environment schemes)	The response was in the form of a table with rows associated with the FMPs listed in Table 2 and the columns associated with the responses (i) <i>In the past, through AES</i> , (ii) <i>In the past, voluntarily</i> (iii) <i>Currently, through AES</i> , (iv) <i>Currently, voluntarily</i> (v) <i>No/Not applicable</i> . Multiple columns could be selected for each FMP.
Q6 Do you carry out any of the above [FMPs] particularly with the aim of increasing the abundance of carabid beetles and their associated natural-enemy pest control? If so could you	<i>Yes</i> or <i>No</i> with Qualitative response facilitated by a text entry box.

indicate which and provide some details please.	
Q7* Which, if any, of the above options would you consider carrying out, or increasing the amount you do, in order to boost the abundance of carabid beetles and their associated natural-enemy pest control?	Qualitative response facilitated by a text entry box
Q8* Is there any reason you would be apprehensive about implementing any of the above options?	Qualitative response facilitated by a text entry box
Q9a* How important in your opinion is the following FMP to improving the control of crop pests by natural-enemies such as carabids?	The response was in the form of a table with rows associated with the FMPs listed in Table 2 and the columns associated with the responses (i) <i>Extremely important</i> ; (ii) <i>Very important</i> (iii) <i>Moderately important</i> - <i>Slightly important</i> (iv) <i>Not at all important</i> (v) <i>Not sure</i>
Q9b How difficult would you rate the following farm management, in terms of implementing it on your farm (in terms of cost, labour, knowledge, equipment, and time)?	The response was in the form of a table with rows associated with the FMPs listed in Table 2 and the columns associated with the responses (i) <i>Extremely difficult</i> ; (ii) <i>Moderately difficult</i> ; (iii) <i>Slightly difficult</i> (iv) <i>Not at all difficult</i> ; (v) <i>Not sure</i> (vi) <i>Impossible due to soil or landscape constraints</i> (vii) <i>Impossible due to legal or tenancy constraints</i> .
Section 3 Farmer attributes	
Q10 What is your farm type? Please tick the box that most accurately describes your farming enterprise.	Tickbox response, one could be selected of 10 options, from Defra categories (Defra 2020a): (i) <i>Dairy</i> ; (ii) <i>LFA/upland Grazing Livestock</i> ; (iii) <i>Lowland Grazing Livestock</i> ; (iv) <i>Cereals</i> ; (v) <i>General cropping</i> ; (vi) <i>Pigs</i> ; (vii) <i>Poultry</i> ; (viii) <i>Mixed</i> ; (ix) <i>Horticulture</i> ; (x) <i>Not applicable</i> Classified for analysis as: Cereals; Livestock; General cropping; and Mixed
Q11 What is the size of your farm?	Tickbox response, one could be selected of (i) <i>Under 20 hectares</i> ; (ii) <i>21 to 50 hectares</i> ; (iii) <i>51-100 hectares</i> ; (iv) <i>101 - 500 hectares</i> ; (v) <i>Over 500 hectares</i> ; (vi) <i>Not applicable</i> Classified for analysis as: Under 50 ha; 50-100ha; 100-500ha; and Over 500ha
Q12 What are the sources of your farming experience and knowledge? Please tick all that apply (multiple boxes can be checked)	Tickbox response, one could be selected of (i) <i>Farming background</i> ; <i>Farm work from childhood/ leaving school</i> ; (ii) <i>College course/further education (agricultural)</i> ; <i>University level education (agricultural)</i> ; (iv) <i>Agricultural industry qualification- e.g. BASIS</i> Classified for analysis as: Non-formal education; Formal education; and Industry qualification
Q13 Do you receive advice on farm management from any of the following? Please tick all that apply (multiple boxes can be checked)	Tickbox response, one could be selected of (i) <i>Agricultural groups/bodies</i> ; (ii) <i>Conservation organisations</i> ; (iii) <i>Governmental organisations</i> ; <i>(iv)Agronomists /professional advisors</i> ; (v)

Industry representatives; (vi) Farm events/training; (vii) Farmer networks/farming colleagues
 Classified for analysis as: top-down advice (i)-(v), and participatory advice (vi) and (vii)

Table 2- Farm management practices included in the questionnaire, with literature citing significance to carabid abundance or distribution in farmland

Farm management practice (FMP)	Description	Literature
Habitat provision on un-cropped land		
Hedgerow maintenance	Appropriate trimming or laying of hedgerows	28, 29, 32, 36, 46, 47
Hedgerow establishment	Planting of hedgerows	27, 28, 29, 32, 36, 49
Beetle banks	Within field banks of planted vegetation	32, 36, 49, 50
Field margins/ buffer strips	Planted strips or non-cultivated areas of grass at edges of fields	28, 29, 32, 45, 46, 56, 57
Ditch maintenance	Clearance of ditches for retention	29, 32, 36, 46, 49
Ponds/ wet areas/ waterbody creation	Creation of waterbodies or wet areas	28, 29, 32, 49
Fallow land	Land left fallow, without agricultural production, for 1-5 years	32, 36
Natural area retention (e.g. woods, grassland)	Retention of natural unproductive areas such as woodland and grassland	27, 29, 32, 35, 58, 59
Crop management		
Cover cropping	Cropped with a plant primarily to improve soil health within a crop rotation	36, 46, 60
Under sowing /companion crop	Crops with later growing crop sown to grow underneath/ different crops grown in proximity	36, 61, 62, 63
Extensive (low) grazing	Livestock system with low density of cattle	28, 64, 65
Low fertiliser input	Low input of fertilisers on land	28, 29, 36, 45, 49
Reduced tillage	Minimum soil manipulation, particularly inversion, in cropping	30, 36, 45, 60, 66, 67, 68
Diverse cropping/rotations	A typical intensive rotation in the UK is dominated by wheat with most intensive cropping systems growing wheat two years in three. More diverse rotations are anticipated to be at least a 5-year rotation breaking cereals with a mixture of brassicas, legumes and grass leys.	36, 49, 69, 70
Low herbicide use	Low use of herbicides for weed control or crop management	46, 71
Low pesticide/ antihelminth use	Low use of pesticides for pest control, including wormers in livestock	28, 29, 46, 72

Table 3: Farm and farmer demographics by treatment groups. Percentages of group total response in italics. Question 12 and question 13 respondents could choose multiple categories.

Question 10: Farm type								
Group	Cereals	Dairy	General cropping	Horticulture	LFA/upland livestock	Lowland livestock	Mixed	Ttl
Control	23 36.5%	2 3.2%	10 15.9%	3 4.8%	0	4 6.3%	21 33.3%	63
Treatment	5 26.3%	0	5 26.3%	0	1 5.3%	0	8 42.1%	19
Both	28 34.1%	2 2.4%	15 18.3%	3 3.7%	1 1.2%	4 4.9%	29 35.4%	82
Question 11: Farm size (hectares)								
Group	under 20	21 to 50	51- 100	101 - 500	Over 500	Ttl		
Control	1 1.6%	4 6.5%	8 12.9%	34 54.8%	15 24.2%	62		
Treatment	1 5.3%	0	0	16 84.2%	2 10.5%	19		
Both	2 2.5%	4 4.9%	8 9.9%	50 61.7%	17 21.0%	81		
Question 12: Sources of knowledge or experience								
Group	Conservation groups	Governmental	Agricultural groups	Agronomist	Industry rep.	Events/training	Farmer networks	Ttl
Control	39 60.9%	24 37.5%	39 60.9%	46 71.8%	22 34.4%	46 71.9%	45 70.3%	64
Treatment	14 73.7%	9 47.5%	16 84.2%	14 73.7%	7 36.8%	18 94.7%	17 89.5%	19
Both	53 63.9%	33 39.8%	55 66.3%	60 72.3%	29 34.9%	64 77.1%	62 74.7%	83
Question 13: Sources of farm advice								
Group	Farming background	Farming from childhood	College	Industry qualifications	University	Ttl		
Control	53 23.1%	31 15.4%	27 20.0%	25 10.7%	22 4.6%	65		
Treatment	15 78.9%	10 52.6%	13 68.4%	7 36.8%	3 15.8%	19		
Both	68 81.0%	41 48.8%	40 47.6%	32 38.1%	25 29.7%	84		

Figure captions

Figure 1- Hypothesised treatment effects, incorporating attitude formation as posited by the Theory of Planned Behaviour. The engagement interventions (left hand boxes) were expected to impact beliefs about Farm Management Practices, resulting in higher positive attitudes, compared to a control group not receiving interventions, and a stronger intention to implement the practice. Q&A= Question and Answer.

Figure 1- Farm Management Practices implemented by all participants (control and treatment) in the past, and currently (Q5).

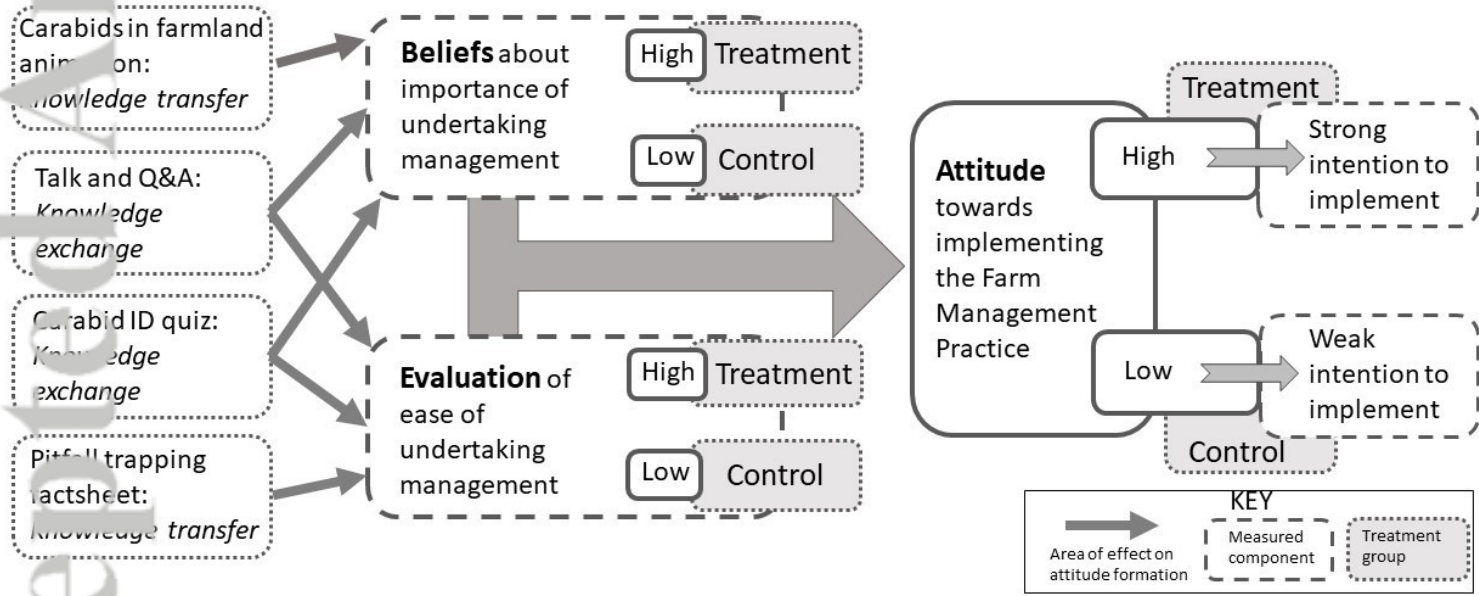
Figure 2- Farm management practices and perceptions of importance for carabids, as rated in responses to Q9a.

Figure 4- Farm management practices and perceptions of difficulty to implement, as rated in responses to Q9b

Figure 5- Average scores for Q9a Perceived importance of Farm Management Practice (FMP) for carabids, and Q9b Perceived difficulty of implementing the FMP.

Figure 6- Model predictions for TPB framework. Q6 Current implementation of Farm Management Practices (FMPs) for Integrated Pest Control (IPC) by carabids, with perceived Importance of FMP (Q9a) and perceived Ease of FMP (Q9b).

Figure 7- Model predictions for TPB framework. Q7 Future intent to implement of Farm Management Practices (FMPs) for Integrated Pest Control (IPC) by carabids, with a) Perceived Importance of FMP and perceived Ease of FMP and b) Control group and Treatment group



PS_6878_figure 1.jpg

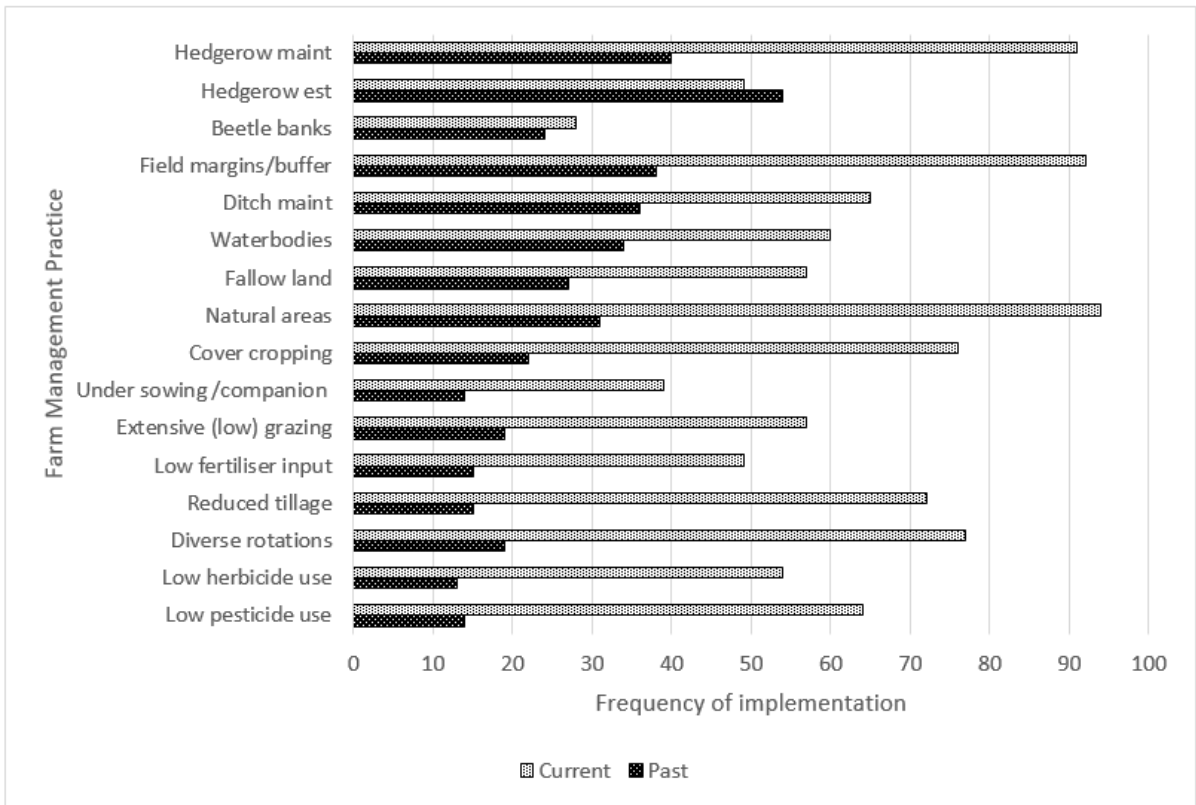


Figure 2- Farm Management Practices implemented by participants in the past, and currently (Q5)

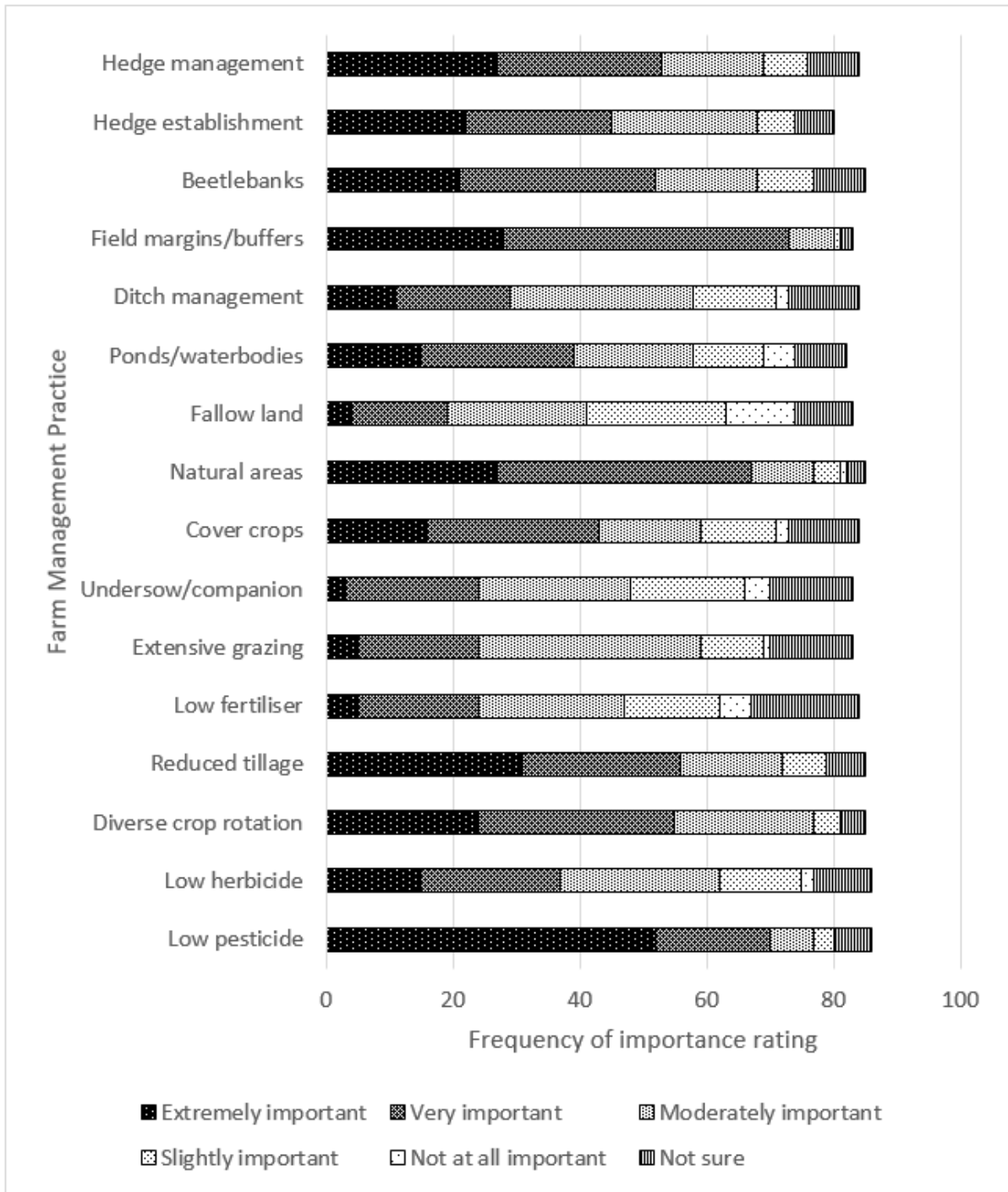


Figure 3- Farm management practices and perceptions of importance for carabids, as rated in responses to Q9a.

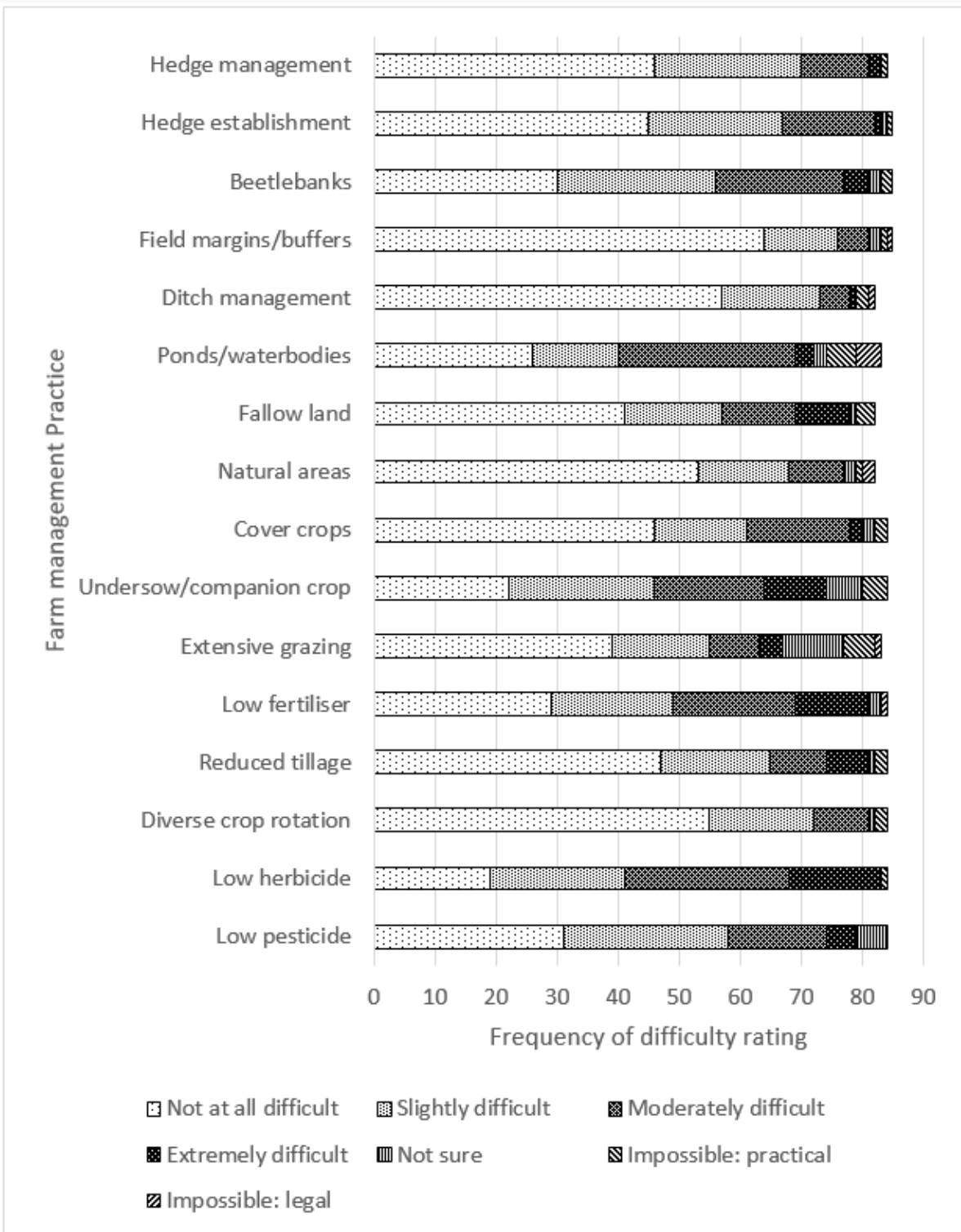
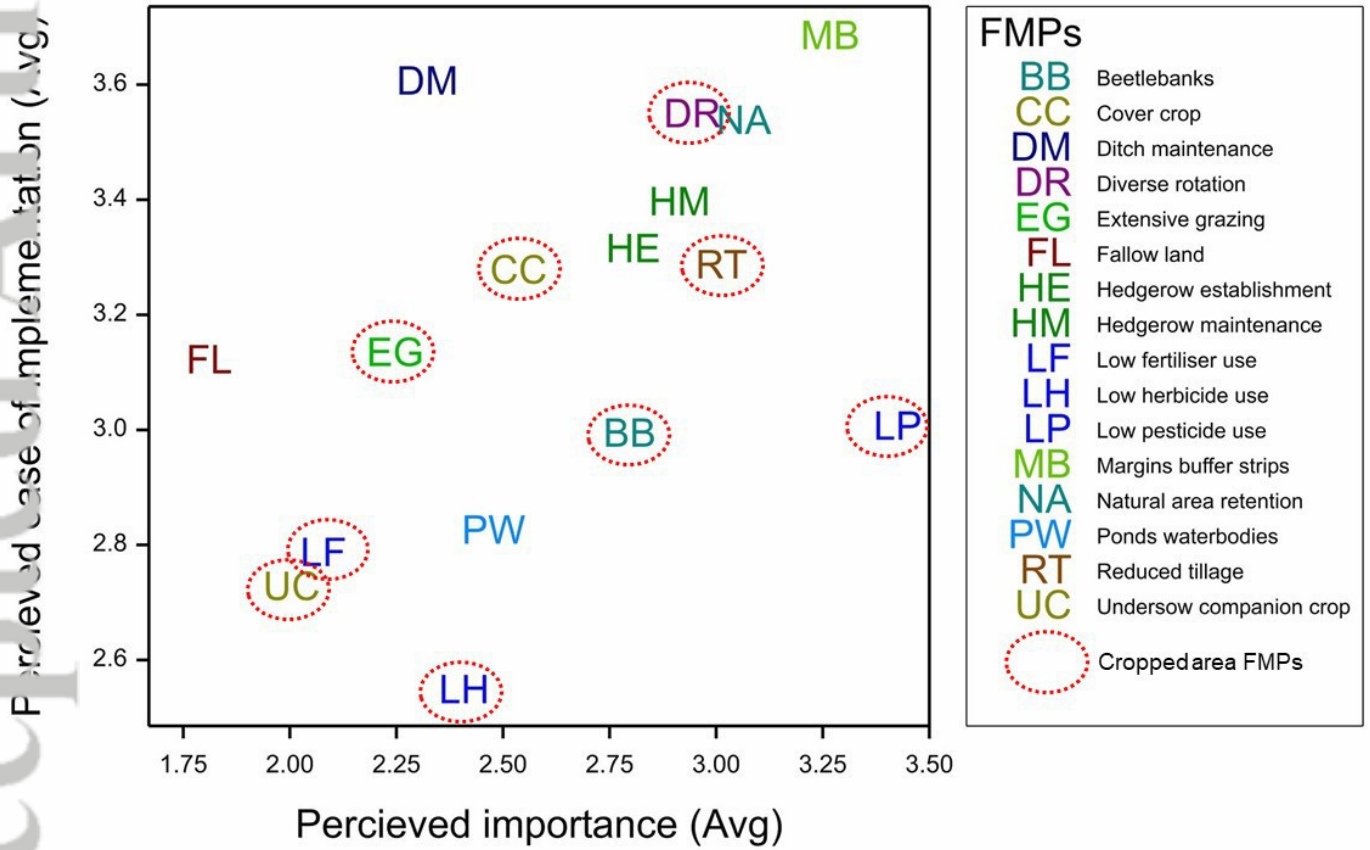
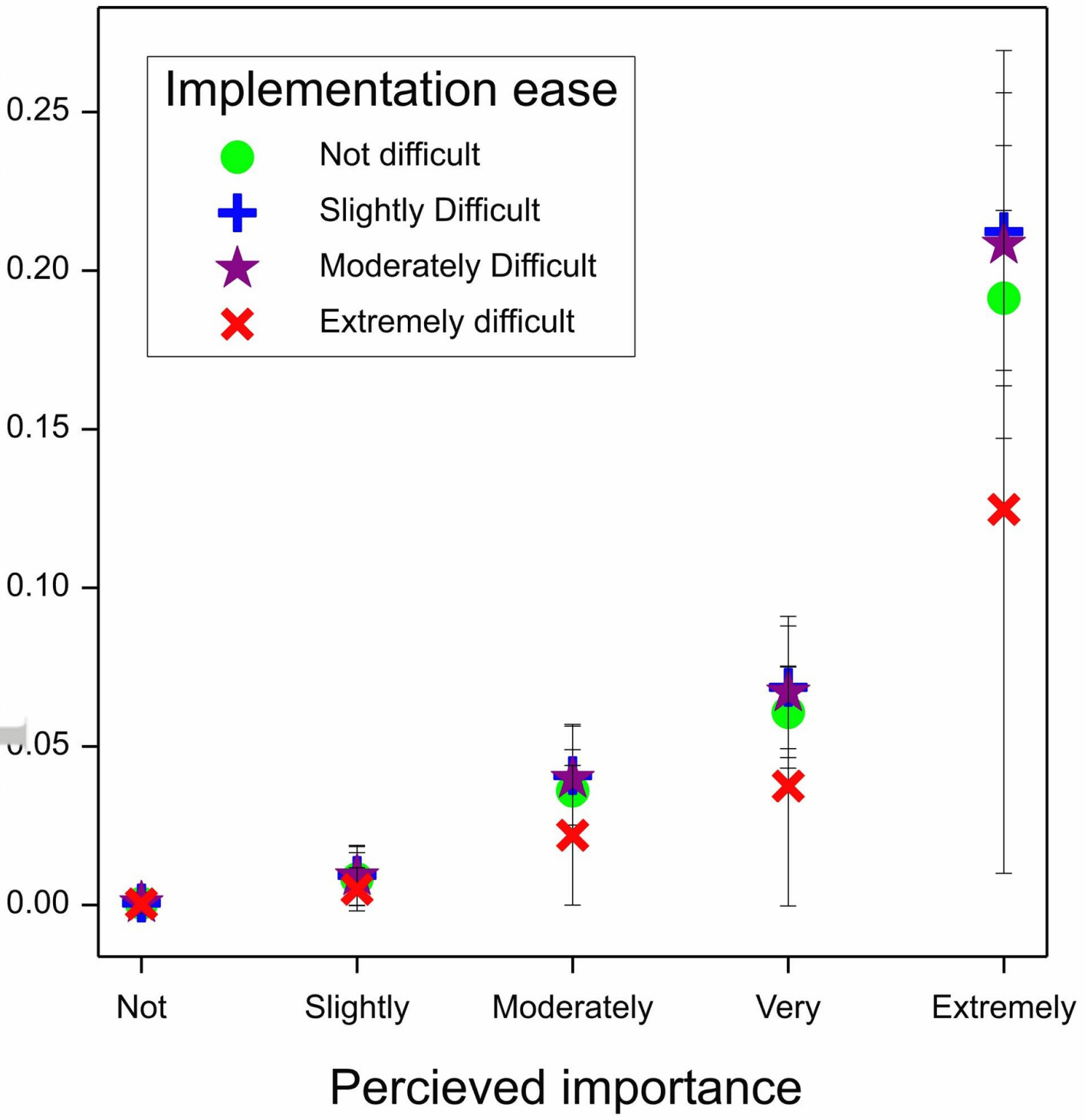


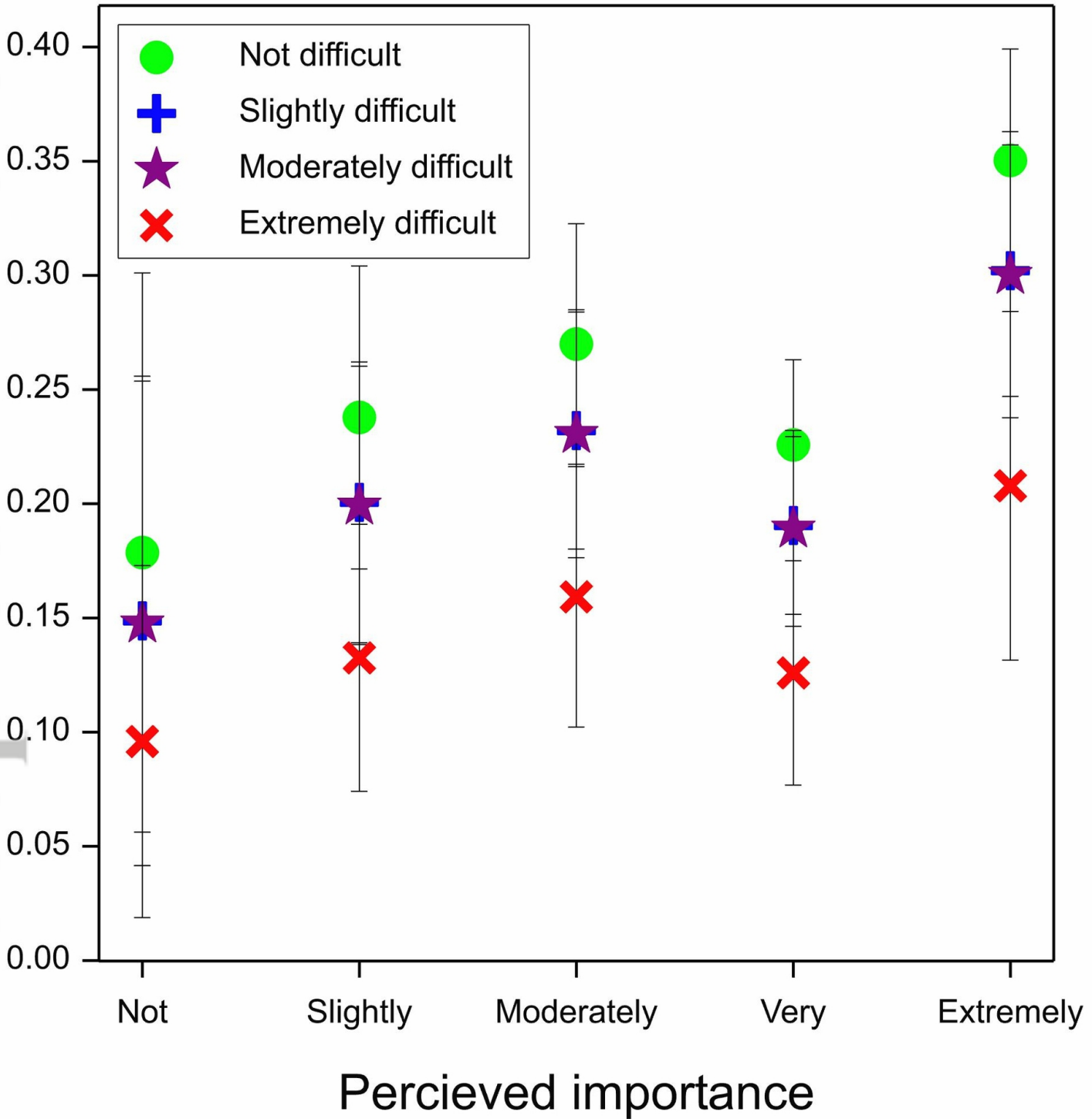
Figure 4-Farm management practices and perceptions of difficulty to implement, as rated in responses to Q9b



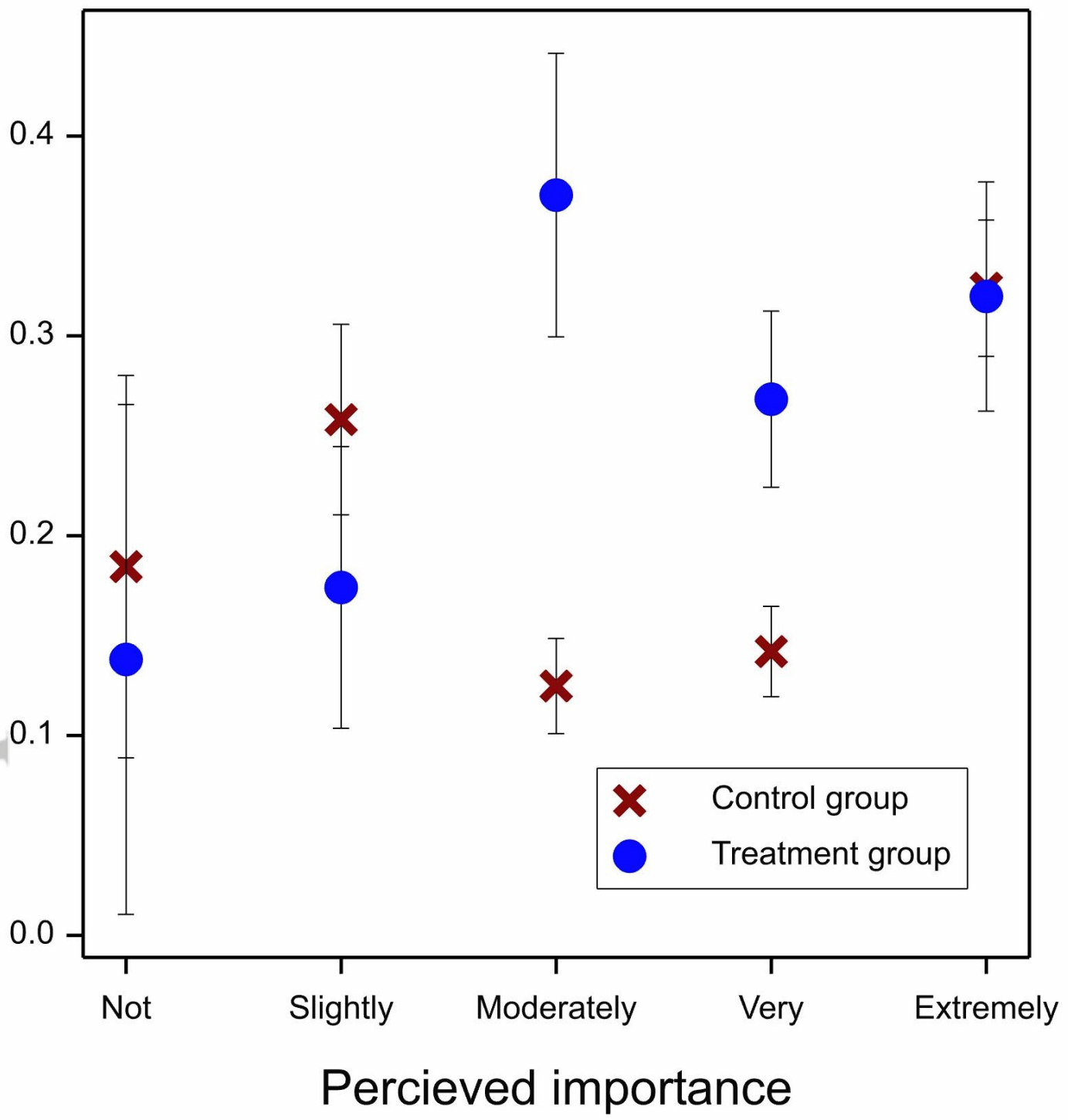
PS_6878_figure 5.jpg



PS_6878_figure 6.jpg



PS_6878_figure 7a.jpg



PS_6878_figure 7b.jpg