

East Tennessee State University

Digital Commons @ East Tennessee State University

ETSU Faculty Works

Faculty Works

11-1-2019

The Role of Alien Species on Plant-Floral Visitor Network Structure in Invaded Communities

Víctor Parra-Tabla
Universidad Autónoma de Yucatán

Diego Angulo-Pérez
Universidad Autónoma de Yucatán

Cristopher Albor
Universidad Autónoma de Yucatán

María José Campos-Navarrete
Instituto Tecnológico de Tizimin

Juan Tun-Garrido
Universidad Autónoma de Yucatán

See next page for additional authors

Follow this and additional works at: <https://dc.etsu.edu/etsu-works>

Citation Information

Parra-Tabla, Víctor; Angulo-Pérez, Diego; Albor, Christopher; Campos-Navarrete, María José; Tun-Garrido, Juan; Sosenski, Paula; Alonso, Conchita; Ashman, Tia Lynn; and Arceo-Gómez, Gerardo. 2019. The Role of Alien Species on Plant-Floral Visitor Network Structure in Invaded Communities. *PLoS ONE*. Vol.14(11). <https://doi.org/10.1371/journal.pone.0218227> PMID: 31703061

This Article is brought to you for free and open access by the Faculty Works at Digital Commons @ East Tennessee State University. It has been accepted for inclusion in ETSU Faculty Works by an authorized administrator of Digital Commons @ East Tennessee State University. For more information, please contact digilib@etsu.edu.

The Role of Alien Species on Plant-Floral Visitor Network Structure in Invaded Communities

Copyright Statement

© 2019 Parra-Tabla et al. This is an open access article distributed under the terms of the [Creative Commons Attribution License](#), which permits unrestricted use, distribution, and reproduction in any medium, provided the original author and source are credited.

Creative Commons License



This work is licensed under a [Creative Commons Attribution 4.0 International License](#).

Creator(s)

Víctor Parra-Tabla, Diego Angulo-Pérez, Cristopher Albor, María José Campos-Navarrete, Juan Tun-Garrido, Paula Sosenski, Conchita Alonso, Tia Lynn Ashman, and Gerardo Arceo-Gómez


RESEARCH ARTICLE

The role of alien species on plant-floral visitor network structure in invaded communities

Víctor Parra-Tabla^{1*}, Diego Angulo-Pérez¹, Christopher Albor¹, María José Campos-Navarrete², Juan Tun-Garrido³, Paula Sosenski¹, Conchita Alonso⁴, Tia-Lynn Ashman⁵, Gerardo Arceo-Gómez⁶

1 Departamento de Ecología Tropical, Campus de Ciencias Biológicas y Agropecuarias, Universidad Autónoma de Yucatán, Mérida, Yucatán, México, **2** División de Estudios de Posgrado e Investigación, Instituto Tecnológico de Tizimín, Tecnológico Nacional de México, Tizimín, Yucatán, México, **3** Departamento de Botánica, Campus de Ciencias Biológicas y Agropecuarias, Universidad Autónoma de Yucatán, Mérida, Yucatán, México, **4** Estación Biológica de Doñana, Consejo Superior de Investigaciones Científicas (CSIC), Avda, Sevilla, Spain, **5** Department of Biological Sciences, University of Pittsburgh, Pittsburgh, PA, United States of America, **6** Department of Biological Sciences, East Tennessee State University, Johnson City, TN, United States of America

* victor.parratabla@gmail.com



Abstract

The interactions between pairs of native and alien plants via shared use of pollinators have been widely studied. Community level studies however, are necessary in order to fully understand the factors and mechanisms that facilitate successful plant invasion, but these are still scarce. Specifically, few community level studies have considered how differences in invasion level (alien flower abundance), and degree of floral trait similarity between native and invasive species, mediate effects on native plant-pollinator communities. Here, we evaluated the role of alien species on overall plant-floral visitor network structure, and on species-level network parameters, across nine invaded coastal communities distributed along 205 km in Yucatán, México that vary in alien species richness and flower abundance. We further assessed the potential the role of alien plant species on plant-floral visitor network structure and robustness via computational simulation of native and invasive plant extinction scenarios. We did not find significant differences between native and alien species in their functional floral phenotypes or in their visitation rate and pollinator community composition in these invaded sites. Variation in the proportion of alien plant species and flower abundance across sites did not influence plant-pollinator network structure. Species-level network parameters (i.e., normalized degree and nestedness contribution) did not differ between native and alien species. Furthermore, our simulation analyses revealed that alien species are functionally equivalent to native species and contribute equally to network structure and robustness. Overall, our results suggest that high levels of floral trait similarity and pollinator use overlap may help facilitate the integration of alien species into native plant-pollinator networks. As a result, alien species may also play a similar role than that of natives in the structure and stability of native plant and pollinator communities in the studied coastal sand dune ecosystem.

OPEN ACCESS

Citation: Parra-Tabla V, Angulo-Pérez D, Albor C, Campos-Navarrete MJ, Tun-Garrido J, Sosenski P, et al. (2019) The role of alien species on plant-floral visitor network structure in invaded communities. PLoS ONE 14(11): e0218227. <https://doi.org/10.1371/journal.pone.0218227>

Editor: Harald Auge, Helmholtz Centre for Environmental Research - UFZ, GERMANY

Received: May 23, 2019

Accepted: October 23, 2019

Published: November 8, 2019

Copyright: © 2019 Parra-Tabla et al. This is an open access article distributed under the terms of the [Creative Commons Attribution License](https://creativecommons.org/licenses/by/4.0/), which permits unrestricted use, distribution, and reproduction in any medium, provided the original author and source are credited.

Data Availability Statement: All relevant data are within the paper and its Supporting Information files.

Funding: VPT received grant 248406 from the Consejo Nacional de Ciencia y Tecnología.

Competing interests: The authors have declared that no competing interests exist.

Introduction

Alien plant species can alter a vital ecosystem function by disrupting mutualistic interactions between native plant species and their pollinating partners [1–3]. Alien plants can decrease floral visitation, pollen deposition and reproductive success of native plant species ([4–6]; but see [7]) as well as alter the structure of community-level plant-pollinator interactions (i.e. network structure; [8–11]). These effects can in turn affect the long-term stability and functionality of native plant communities [12–14]. However, current understanding of alien species effects still strongly relies on studies of interactions between an invasive and one, or very few, native species [4, 7], typically at a single location ([8], but see [15–17]). Knowledge on the role of alien species on the structure and function of entire plant and pollinator communities, and how these effects vary spatially, is needed if we aim to fully understand the effects and consequences of plant invasions in nature [18].

The few community-level studies conducted to date have shown that alien species can alter plant-pollinator network structure. However, the potential effects of alien plant species on plant-pollinator network can vary spatially depending on the pollinator assemblage and the degree of plant and/or pollinator specialization [17, 18]. Less studied however, is how invasive species effects may vary at different invasion levels (e.g., alien flower abundance), even though it is unlikely that all communities are equally invaded and that highly invaded communities will respond similarly to low invaded ones [18]. For instance, it has been shown that network connectance and the evenness of interactions within a network is strongly diminished in areas where the proportion of alien flowers are higher than 50% [16], thus suggesting potential density-dependent effects of alien species on native plant-pollinator communities. Furthermore, studies on the impacts of alien species on plant-pollinator network structure have so far shown contrasting results. While some have shown that alien plant species can affect network specialization, modularity (i.e. tight subsets of interacting species; [11, 16]), nestedness and robustness [19, 20], others have found little to no effect on network structure [5, 21]. This apparent discrepancy in the effects of invasive species on network structure may stem from differences in the amount of invasive floral resources available (i.e. intensity of invasion) among study systems, but this has been seldom considered [16, 18]. In order to gain a more complete understanding of the consequences of alien species effects on native plant-pollinator interactions it is thus imperative to evaluate how their effects vary across various levels of alien species richness and floral abundance even in highly invaded ecosystems [17, 22]. Such knowledge may also help explain the conditions that allow alien species to rapidly integrate into native pollination networks [5, 18]. It is also important to note, that even in the absence of alien species effects on overall network structure, alien plants can reduce pollinator visitation and reproductive success of individual community members, negatively impacting native plant communities [11, 17]. Nonetheless, few studies have simultaneously considered both, network structure and species-level effects, thus limiting our understanding of overall alien species effects on native plant-pollinator communities.

The effects of alien species on the pollination of native plants has been often attributed to their generalized pollination system which increases the likelihood of pollinator sharing with natives ([5, 11, 18], but see [23]). Such overlap in pollinator use has the potential to alter pollinator preference [4, 24–26] and modify the richness and abundance of floral visitors visiting native species [27–30], ultimately affecting the structure of native plant-pollinator networks [12, 17, 22]. The direction (positive or negative) of pollinator-mediated interactions between natives and invasive species can also have important consequences for network functionality [4, 18]. For instance, although some studies have shown that invasive plants reduce floral visits to native plants, suggesting plant-plant competition for pollinators [4, 12], others have

suggested that facilitative interactions between native and alien plants take place due to the attraction of novel pollinators to the community [24].

Although it has been recognized that the result of pollinator-mediated interactions between native and alien plants are largely context-dependent [12], it has also been suggested that floral similarity between native and alien species, could be an important underlying factor mediating the outcome of these interactions ([4, 24], but see [7]). Floral trait similarity between natives and alien species can increase the degree of pollinator sharing and augment alien species effects on the pollination success of native plants, thus mediating the intensity and direction (i.e., competition/facilitation) of the interactions between natives and invasive species [4, 5, 21, 24]. For instance, some authors have found that floral trait similarity explained the amount of flower visitor overlap between native and invasive species [25], and that greater floral similarity between invasive and native species decreases the rate of visits in the latter [4]. However, while most studies evaluating the importance of floral similarity in mediating interactions between native and alien species have focused on comparisons between species pairs [4, 15, 17, 25], the degree and importance of floral trait similarity between native and alien plants at the community-level has received considerably less attention. Such studies are crucial if we aim to fully understand the factors and mechanisms that facilitate successful plant invasion.

In this study we analyzed the structure of plant-floral visitor networks in nine invaded coastal sand dune plant communities distributed along 205 Km of coast in the Yucatan Peninsula, Mexico. These coastal areas, as the vast majority of them worldwide (e.g., [31]), have been subject to intense human use (e.g. tourism), which has increased the presence of invasive species mainly by the opening of access roads and the construction of infrastructure for tourism [32]. Specifically, in the last 30 years, the number of alien species present in the north coast of Yucatan has grown substantially [32, 33]. Currently, almost 30% (20 species) of total plant species richness in this coastal ecosystem is composed of alien species [33]. However, their distribution is not homogeneous along the coast, and some areas remain significantly more invaded compared to others. Site differences in the proportion of alien plant species present range between 22% and 50% [33], while alien floral abundance can range from 11% to 99% across sites (data from this study). Furthermore, seventeen of the alien species present in this ecosystem have been described as pollination generalists [34], and thus their potential for altering native plant-pollinator interaction networks is high [3, 35]. In this study, we characterize and compare the 'pollination environment' (i.e. pollinator richness and composition and floral visitation rate) of natives and alien plants. We further characterize plant-floral visitor network structure in these nine coastal co-flowering communities to evaluate the role of proportional alien plant species richness and floral abundance on network structure. We also evaluate the degree of floral trait similarity (e.g., floral size, corolla color) between native and alien species across all nine co-flowering communities. Finally, we further assessed the effect of plant species invasion on plant-floral visitor network structure and robustness via computational simulations of native and alien plant extinction scenarios. Since alien plant species typically have a generalized pollination system, we predict that their presence will negatively affect both, pollinator use and network structure. Specifically, we expect that alien species will decrease the rate of floral visits to native species and this effect will increase with increasing level of invasion (relative alien flower abundance). At the network level, we expect a decrease in specialization level (i.e., less modularity and more nestedness) with increasing level of invasion. Because of their high degree of pollinator generalization, we also expect that the simulated effect of alien species extinction on network structure will be greater than that of natives or a random extinction scenario.

Methods

Study sites

We studied nine sand dune plant communities distributed along 205 km of coast in northern Yucatan (S1 Fig). The sand dune ecosystem is continuous along the entire coast, which extends over approximately 320 km but is interrupted in a few areas by mangrove and lagoon systems [36]. Thus, the studied area encompasses the full distribution of the sand dune ecosystem in the north coast of the Peninsula. We selected nine sites (i.e. co-flowering communities) with different “levels” of invasiveness previously identified along the coast ([33], Table 1). Average proportion of alien species (number of alien species /total number of species) across sites ranged between 22% and 50% (average $34.4\% \pm 10.6$; [33]). Proportional alien flower abundance ranged between 11% and 99% (Table 1). Average distance between sites is 19.3 km with a minimum of 4.7 km (S1 Fig). We recorded the presence of invasive species with known detrimental impacts on native plants [32, 33], and of exotic species whose origin resides outside the Yucatan Peninsula but whose effects on native plant populations remain unknown. For consistency however, in this study we refer to both categories as ‘alien species’. Permission for field work was issued by the Secretaría de Medio Ambiente y Recursos Naturales (SGPA/DGV/S/05357/16).

Pollination environment and floral traits. We characterized plant and insect floral visitor communities at each site. For this, we established ten 20 m² plots at each site, each one separated by 20 m. Within each plot we recorded the number and identity of all flowering species and the total number of open flowers per species. In species with numerous small flowers (<1 cm; i.e. Amaranthaceae and Asteraceae) we estimated the number of flowers as: average number of flowers on three inflorescences \times total number of inflorescences in a plant. This estimation was done for eight species (*Atriplex tampicensis*, *Alternanthera microcephala*, *Amaranthus greggii*, *Suaeda linearis*, *Bidens pilosa*, *Flaveria linearis* and *Melanthera nivea*). For each flowering species we also measured the following floral traits: flower height (distance between the calyx and the tip of the corolla), corolla diameter (larger perpendicular distance to height), and corolla opening (opening of the corolla tube; coded as zero in non-tubular species). We measured flower traits in 1–5 flowers per plant in at least three plants per species. We selected these floral characteristics because they have been described as strong mediators of plant-pollinator interactions. For instance, flower height and corolla diameter are traits related to long-distance perception of flowers by pollinators [37, 38] whereas corolla opening is associated with degree of flower generalization (e.g., flowers with small corolla opening have restricted access to floral rewards than flower with larger ones; [39]). We also measured floral reflectance

Table 1. Names of study sites. The number of native and alien species (percentage), proportion of alien flowers (percentage) and floral traits similarity between native and alien plant species at each site is shown. Sites are ordered according to proportion of alien flower abundance.

Site	Native species	Alien species (%)	Proportion of alien flowers (%)	Floral traits similarity (mean \pm SD)
Chapo 1	9	3 (25)	11	0.80 \pm 0.04
Playa Maya	7	2 (22)	40	0.79 \pm 0.04
Chapo 2	10	4 (28)	78	0.77 \pm 0.11
Telchac	8	6 (42)	79	0.78 \pm 0.05
Cancunito	4	4 (50)	90	0.80 \pm 0.03
Punta Meco	8	6 (42)	92	0.79 \pm 0.03
Sisal	9	6 (27)	96	0.78 \pm 0.04
Charcas	9	3 (27)	97	0.81 \pm 0.03
Chabihau	11	9 (47)	99	0.79 \pm 0.04

<https://doi.org/10.1371/journal.pone.0218227.t001>

spectra (300–700 nm) of the dominant corolla color in 1–3 flowers per species. Floral reflectance was measured with a field spectrophotometer (StellarNet INC). With this data we estimated flower color using chromatic coordinates (X and Y) of the Hymenoptera vision model [40], which are the most abundant floral visitors in these communities [41, 42]. Estimation of the color-hexagon vision model were carried out with the *pavo* package in the R 3.2 software [42]. With these flower trait data, we estimated floral trait similarity between native and alien plant species in each co-flowering community using Gower's pairwise distances [25, 38, 43]. We calculated a similarity index for each species (1 – average similarity Gower's pairwise distances) that represents the degree of similarity of each species (alien or native) with respect to all the species present in the community [24]. An average floral trait similarity index between native and alien species was estimated for all nine communities.

Plant-floral visitor networks. We characterized plant-floral visitor interactions at each site by observing each plot for five minutes, and recording the number and identity (species/morphospecies) of floral visitors for every species flowering within the plot. Each plot was observed three times per day for a total of 15 min plot/day and a total of 150 min per site/day. The observation distance was at least one meter around the plot. Previous studies at the study sites have shown that this experimental design limits the amount of disturbance to floral visitors during observations and that sufficiently captures the abundance and diversity of plant-floral visitor interactions [41, 43] as exemplified via rarefaction curves (see below). All observations were carried out during peak pollinator activity between the 0800 and 1200 [41]. Each site was visited a total of nine days (approx. every 10 days). The order in which sites were visited was randomized. Only visits in which the insects contacted the reproductive structures of the flowers were recorded. We collected 5–10 specimens of each pollinator species or morphospecies using an entomological net and stored it in microcentrifuge tubes (with the exception of Lepidoptera) for subsequent identification in the laboratory. The short height of the vegetation (< 50 cm tall) and the low density of plants allowed us to accurately observe and record all plant-floral visitor interactions within each plot. Observations were always conducted by the same group of people and insect identification was cross-checked. The study was carried out during peak flowering time in these communities (September to November) in 2016.

Statistical analyses

Pollination environment and floral traits. To evaluate differences in floral visitor species composition between native and alien plant species, and among sites, we performed a Permutational Multivariate Analysis of Variance (PERMANOVA, [44]). For this, we performed 1000 random permutations based on a distance matrix using floral visitor species abundance data calculated with the Bray-Curtis index, and considering sampling dates as replicates of each site. These analyses were performed with the *Vegan* package in R v.3.0.2 [45].

To evaluate differences in average floral visitor species richness and visitation rate between native and alien plant species and among sites (i.e. different invasion levels) a mixed GLMM model was performed using site and species origin (i.e., native vs. alien) nested in site as fixed effects, and species as a random effect. Species was considered as a random effect (in these and subsequent analyses) because their occurrence vary across sites and they only represent a sample of 'native' and 'alien' plant origins. In these models we included floral abundance (log-transformed) as a covariate and used a Poisson and lognormal error distribution for floral visitor richness and visit rate respectively with log link functions. These analyses were carried out using the GLIMMIX procedure in SAS [46].

To assess the fit of each GLMMIX model we used the χ^2 /DF ratio to check for overdispersion. Values close to one indicate an absence of overdispersion [47]. Additionally, when

appropriate, we use AIC values to select the best models. For floral visitor richness and visitation rate we reported the models with the lowest AIC value and χ^2 /DF ratio.

To evaluate the degree of floral trait similarity between native and invasive plants we evaluated if alien species were more similar to the pool of all species in the community than the native species [25]. We conducted an independent GLM to test for overall differences in floral trait similarity between alien and native species across all communities and to test for differences within each community. These tests were carried out using the GLM procedure in SAS [46]. A normal error distribution with an identity link function was used. Residuals for mean floral trait similarity in all models were normally distributed (Shapiro-Wilks test, $p > 0.05$ in all cases).

Plant-floral visitor networks. To characterize plant-floral visitor network structure at each site we constructed an interaction frequency matrix for each site using the number of times every floral visitor was observed visiting flowers of a particular plant species [48]. We then used these matrixes to construct a plant-floral visitor network and to estimate network's metrics for each site using the 'bipartite' package in R [45, 49]. We focused on the following specific descriptors of overall network structure: (a) nestedness (non-random interaction pattern among species where specialists interact with subsets of species interacting with generalists; [48]), (b) network-level specialization (H2 index; takes values from 0 [no specialization] to 1 [total specialization] and is suitable for comparisons across different networks; [50]), (c) modularity (indicates whether species are structured into subsets that are more strongly connected to one another than to species outside the module), and (d) robustness (estimates the robustness of the system to species loss; [19,20]). Robustness' values close to 1 indicate networks will be less affected by extinction events [20].

For each network, we evaluated if nestedness differed significantly from random using the NODF parameter (1000 simulations) in Aninhado [51]. We estimated network modularity using the M index which ranges between 0 (no modularity) and 1 (complete modularity) using Simulated Annealing in MODULAR [52, 53]. Random matrices were generated to test the significance of modularity according to the null Model III (CE) using 100 randomizations per network [52]. In this null model the probability of occurrence of an interaction is proportional to the number of interactions of plants and floral visitors [54].

Sampling completeness of each plant-floral visitor network (i.e., observed numbers of pairwise plant-floral visitor associations) was verified via rarefaction analysis using EstimateS 9.1 [55]. Rarefaction curves were constructed with 500 randomizations and sampling without replacement [55]. We further calculated an estimator of asymptotic interaction richness (Chao 1) and estimated the percentage of interaction richness detected in our sampling by dividing the observed by the estimated number of pairwise interactions. Average sampling completeness across sites was of 70.2% (± 10.2 , SD), suggesting that our sampling sufficiently captured the majority of the expected plant-pollinator interactions. To evaluate if observed network structural parameters vary at different invasion levels, we regressed each network parameter separately on the proportion of invasive plant species, and the proportion (log-transformed) of invasive flowers at each site. For this, we conducted a GLM with a gamma error distribution, which provided the best fit for all network parameters, using the GLM procedure in SAS [46].

Species level analysis. For each networks the following plant species level metrics were calculated: (a) interaction strength (sum of individual dependencies for each species), (b) normalized degree (sum of links per species relative to the total number of possible interacting partners) and (c) nestedness contribution (estimates the individual contribution of each species to overall nestedness) [54]. Strength and normalized degree were calculated using the species level function in the bipartite R package [49], and nestedness contribution was calculated following Saavedra et al. [56]. In order to evaluate differences in species level metrics among

sites and between native and alien plant species a mixed GLMM was conducted considering site and plant origin (nested in site) as fixed effects, and species as a random effect. Log-transformed flower abundance was considered as a covariate. For interaction strength we used a Poisson error distribution with a log link function, and for normalized degree and nestedness contribution a log-normal error was used with an identity link function. Model fit was assessed as described above. No overdispersion was observed in any of the models (χ^2/DF ratio 0.71–1.3). These analyses were carried out using the GLIMMIX procedure in SAS [46].

Effect of alien species on plant-pollinator network structure via simulation of extinction scenarios

To further evaluate the role of alien plant species on network topology and species-level network estimators three plant species extinction scenarios were simulated: (a) An “aliens removed” scenario, in which all alien plant species present at each site were excluded from the interaction matrix, (b) A “natives removed” scenario, in which we randomly excluded native plant species, and (c) A “random removal” scenario, in which plant species were excluded randomly without consideration about their origin (i.e., native or alien). For the latter two scenarios we removed as many plant species from the network as the number of alien species at each site. We compared the structure of these networks with that of (d) “intact” (observed) networks that included all plant species at a site (i.e., natives + aliens). By comparing the structure of “intact” networks to those where only aliens were removed (i.e. “aliens removed”) we evaluated the potential effect of alien species on network structure [19]. Furthermore, by comparing network structure between “aliens removed” vs. “native removed” and “random removal” extinction scenarios, we evaluated if the effect of removing alien species was equivalent to that of removing only native species or from a completely random extinction scenario. Because species exclusion from a matrix modifies both the number of interactions and connections within the network we used the `second.extinct` function in R [19, 49] which considers interaction rewiring within the network (i.e., ability of pollinators to visit other plant species when its preferred species is absent; see [11, 16, 41]). Even though the species extinction scenarios simulated here may differ from those in nature, (e.g. because not all plant species may require animal pollination to persist) they allowed us to assess the potential effects of alien species in network structure and their equivalence with natives [11, 19].

To statistically evaluate the differences in network structure among the ‘extinction scenarios’, we conducted mixed GLMM models with extinction scenario (‘intact’, ‘aliens removed’, ‘natives removed’ and ‘random’) as a fixed effect and site as random effect. We evaluated differences on the following network-level metrics: network specialization (H2), modularity, nestedness, and robustness. For all these metrics a normal error was used with an identity link function. For all models the residuals followed a normal distribution (Shapiro-Wilk normality test, $W \leq 0.98$, $p \geq 0.3$). Analyses were carried out in SAS [46]. Subsequently, in order to compare the magnitude of change (Δ) in network structure due to species removal in each extinction scenario relative to the ‘intact network’ (observed network), we calculated the bias corrected Hedges’ g effect size: $Hedges'g = (M_1 - M_2) / SD_{pooled}$. Where M_1 = mean of each network metric observed across communities and M_2 = mean of each network metric calculated for each simulated extinction scenario across communities, and SD_{pooled} = pooled and weighted standard deviations [57]. We performed this for network specialization (H2), modularity, nestedness, and robustness.

To evaluate differences on individual species’ roles (i.e. species-level parameters) within the network among ‘extinction scenarios’, we conducted GLMMs with extinction scenario and plant origin (nested in site) as fixed effects, and species as a random effect on the following

species-level parameters: strength, normalized degree and nestedness contribution. A lognormal error was used for normalized degree and nestedness contribution with an identity link function, and a Poisson error was used for strength with a log link function. For all models the χ^2/DF ratio was between 0.8–1.2 suggesting no overdispersion. These analyses were carried out using the GLIMMIX procedure in SAS [46]. In all cases mean \pm SD are presented, unless otherwise specified.

Results

Pollination environment and floral trait similarity between native and alien plant species

A total of 516609 flowers were recorded. Among-site variation in the total number of open flowers ranged from 31917 (site Chapo 2) to 218206 (site Chabihau) (Fig 1) across the season.

The average percentage of alien flowers was high (75.7 ± 30.32), although we observed high among-site variation in the proportion of alien flowers (Table 1; range from 11% to 99%). A total of 14255 floral visits were recorded. The lowest number of total flower visits was observed at Charcas (504) and the highest at Sisal (3335) (Fig 1). Mean floral visitor richness per plant species was highly variable among sites, being the highest at Playa Maya and the lowest at Sisal (Fig 2A). However, no significant differences were observed among sites or between native and alien plants ($F \leq 2.05$, $p > 0.05$ in both cases). Although we observed significant differences among sites in floral visitor species composition (PERMANOVA, $pseudo-F_{8, 26} = 1.83$, $p < 0.05$), no differences were observed between native and alien plant species (PERMANOVA,

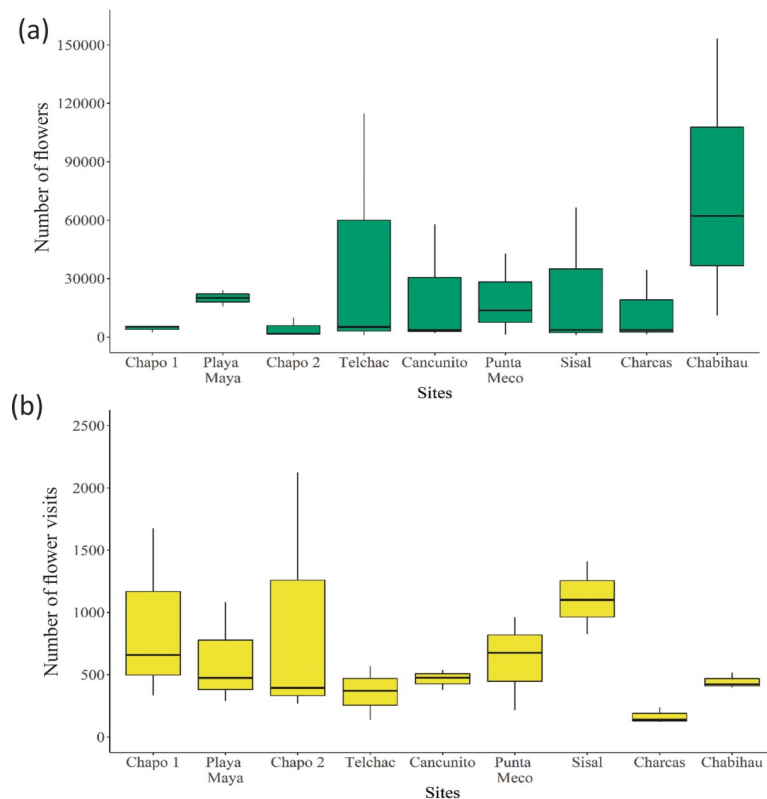


Fig 1. Box-plot for the (a) number of total flowers and (b) total visits registered in each study site. Sites are ordered according to increasing proportion of alien flower abundance (see Table 1).

<https://doi.org/10.1371/journal.pone.0218227.g001>

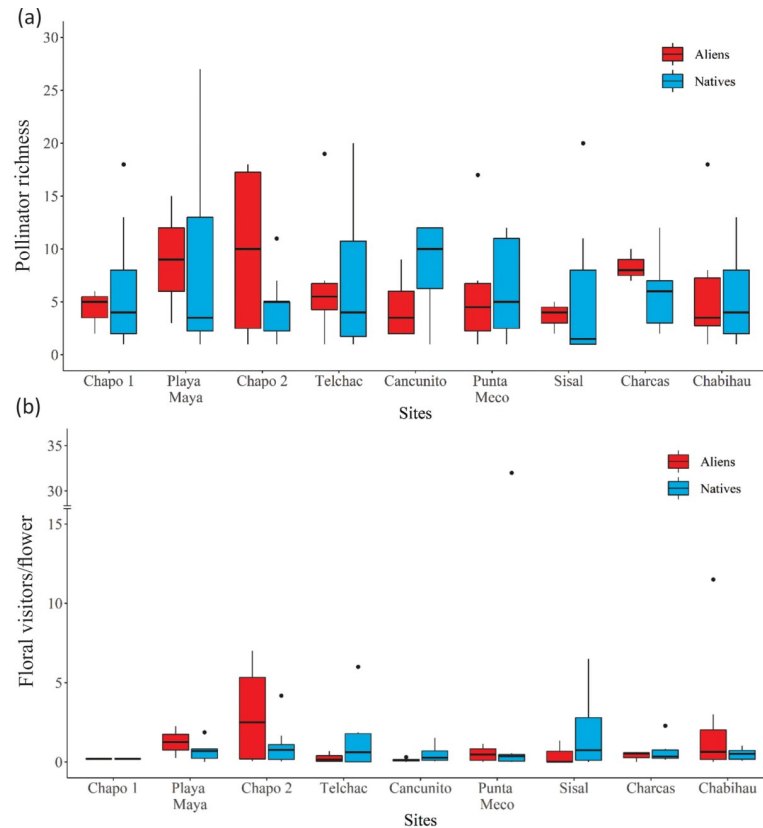


Fig 2. Box-plot for (a) Floral visitors' richness; and (b) flower visitation rate per plot registered in each study site. Sites are ordered according to increasing proportion of alien flower abundance (see Table 1).

<https://doi.org/10.1371/journal.pone.0218227.g002>

$pseudo-F_{1,26} = 0.7$, $p > 0.05$). Furthermore, we did not find significant differences in floral visitation rate among sites (Fig 2B), or between alien and native species ($F \leq 0.83$, $p > 0.4$ in both cases). However, floral visitor richness was significantly affected by flower abundance, with increasing number of floral visitors with increasing floral abundance ($\beta = 0.37 \pm 0.06$, $t_{65} = 6.23$, $p < 0.001$). We also observed a significant negative effect of flower abundance on visitation rate, suggesting that increases in floral abundance leads to a decrease in floral visitation rate to individual flowers ($\beta = -1.6 \pm 0.17$, $t_{65} = -9.03$, $p < 0.001$).

On average, across all communities, floral trait similarity was high (0.79 ± 0.1) and among-site variation was low (Table 1). Furthermore, we found no significant differences in floral traits across all sites between native and alien plants ($F_{1,33} = 0.65$, $p = 0.42$), nor within each community ($F \leq 3.7$, $p \geq 0.07$).

Plant-floral visitor networks. We recorded a total of 30 insect-pollinated plant species belonging to 19 families (S1 Table). A total of 73 insect species were recorded belonging to three orders: Diptera (26 species), Hymenoptera (27 species) and Lepidoptera (20 species) (S2 Table). Plant-floral visitor interaction networks vary in size and contained between eight and 17 plant species and 22 and 38 pollinator species (Table 2; Fig 3). We observed a total of 685 interactions (76.1 ± 16.5 ; range 51–103). However, in all sites, the highest percentage of visits corresponded to *Apis mellifera* (57.5%, range: 5.7%–87.2%; with the exception of Charcas site, Fig 3). Overall, the most visited native plants were *Cakile edentula* and *Scaevola plumieri* (Fig 3) and the most visited invasive plants were *Bidens pilosa* and *Alternanthera microcephala* (Fig 3). Overall specialization (H2) (0.45 ± 0.12 ; range 0.29–0.65), nestedness (28.24 ± 4.31 ; range

Table 2. Number of plants, floral visitor species and plant-floral visitor interaction network metrics at nine sites across the north coast of the Yucatan Peninsula. Significant values for nestedness and modularity are shown in bold ($P < 0.05$). Sites are ordered according to proportion of alien flower abundance (see Table 1).

Sites	Number of plant species	Number of species floral visitors	Overall specialization network	Nestedness	Modularity	Robustness
Chapo 1	12	31	0.53	25.80	0.43	0.64
Playa Maya	8	35	0.37	33.92	0.34	0.62
Chapo 2	14	38	0.61	22.78	0.42	0.64
Telchac	14	36	0.35	27.81	0.35	0.68
Cancunito	8	22	0.52	36.66	0.36	0.66
Punta Meco	14	32	0.40	26.54	0.37	0.66
Sisal	11	27	0.29	26.75	0.38	0.62
Charcas	11	30	0.65	26.13	0.41	0.66
Chabiahuh	17	28	0.37	27.8	0.36	0.69

<https://doi.org/10.1371/journal.pone.0218227.t002>

22.78–33.66) and robustness (0.62 ± 0.02 ; range 0.62–0.68), varied little among sites (Table 2). All networks showed significant nestedness, (with the exception of one site) and non-significant modularity (Table 2). We did not observe a significant pattern suggesting an effect of invasion level (i.e., proportion of alien species or alien floral abundance) on any of the network metrics evaluated (Table 2). For instance, although sites ‘Chapo 1’ and ‘Playa Maya’ had the lowest levels of alien floral abundance (11%–40%), they showed similar values of nestedness and specialization to all other invaded sites (Table 2). Furthermore, no relationship was observed between the proportion of alien species and alien floral abundance with any of the observed structural network parameters ($r \leq 0.4$, $p \geq 0.15$ in all cases) suggesting that at different invasion levels the structure of the plant-floral visitor network remains the same.

Other network metrics such as number of links per species, number of pairwise interactions and connectance are shown in S3 Table.

Species-level analyses showed that neither site nor plant origin (native or alien) affected species normalized degree and nestedness contribution (Table 3). In contrast, we observed a significant effect of plant origin on interaction strength (Table 3). However, this difference occurred only at one site (Chapo 2), where alien plants showed higher interaction strength than natives ($t_{47} = 3.32$, $p = 0.002$). Species-level strength and nestedness contribution significantly increased with increasing floral abundance (Table 3).

Effect of alien species on plant-floral visitor network structure via simulation of extinction scenarios

We observed significant differences in network specialization and nestedness among the different extinction scenarios ($F_{3,24} \geq 3.69$, $p < 0.05$; Fig 4), but this was not the case for modularity ($F_{3,24} = 0.55$, $p > 0.05$). Overall network specialization in the ‘natives removed’ scenario was significantly higher compared to all other extinction scenarios and to the ‘intact’ network ($t \geq 3.5$, $p < 0.05$, in all cases, Fig 4A) suggesting that the loss of native species may increase network specialization. The effect size of network specialization showed an 18% increase when native plants were removed compared to ‘intact’ communities (Table 4; S2 Fig).

We observed a significant decrease in network nestedness in the ‘intact’ network compared to the other extinction scenarios ($t \geq 3.1$, $p < 0.05$ in all cases, Fig 4B), with the exception of the ‘natives removed’ scenario (Fig 4B). The effect size for nestedness showed a decrease of the ‘intact’ network compared to all extinction scenarios (Table 4; S2 Fig). However, the decrease in nestedness in the ‘aliens removed’ scenario was almost twice as high as in the ‘native removed’ scenario (13% and 6% respectively), suggesting that alien species have a greater effect

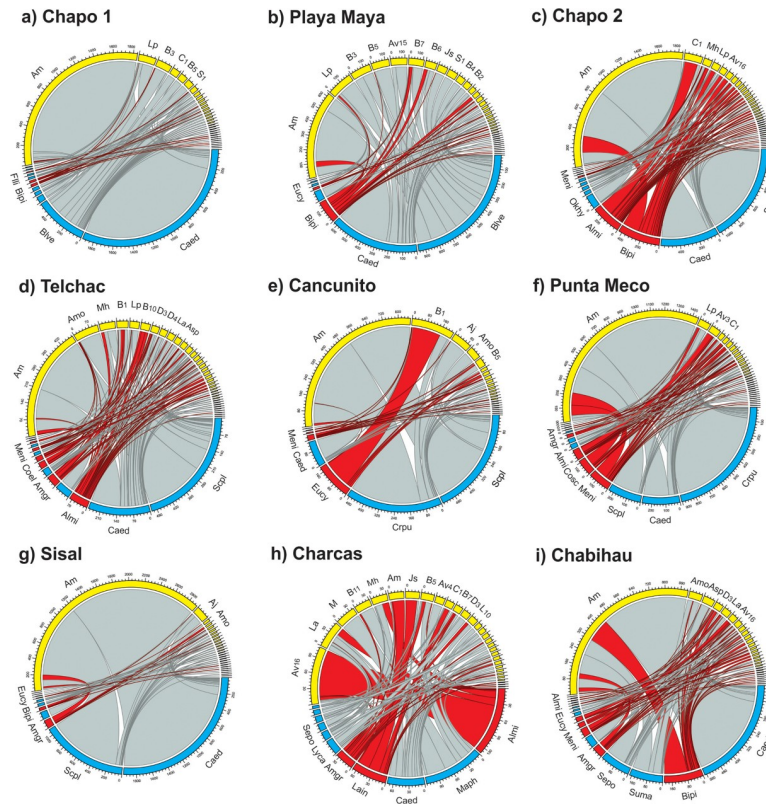


Fig 3. Plant-pollinator networks in each of nine sites (a-i) along the north of the Yucatan Peninsula, Mexico. Nodes in blue and red represent native and alien plant species respectively. Nodes in yellow represent floral visitor species (see TS1 and TS2 for a complete list of plant and floral visitors and their codes). Numbers represent a scale for the number of interactions for a particular plant or floral visitor. Only codes for floral visitors with more than 100 visits are shown. Gray lines represent interactions between native plants and floral visitors, and red lines between alien plant species and floral visitors. Sites are ordered in increasing proportion of alien flower abundance (see Table 1).

<https://doi.org/10.1371/journal.pone.0218227.g003>

on nestedness than native species (Table 4; S2 Fig). Comparisons between the ‘intact’ network vs. ‘native removal’ and ‘random removal’ scenarios showed that removal of plant species, regardless of their origin, significantly reduces network robustness (Table 4; Fig 4C). The effect size for modularity did not change significantly between any scenario (Table 4; S2 Fig).

Effects of alien species at species level network

We found a significant effect of plant origin (nested in site) on normalized degree and strength ($F \geq 2.05, p < 0.01$ in both cases), but not for nestedness contribution ($F_{17,190} = 1.45, p = 0.11$). However, for normalized degree, the within-site comparison between native vs. alien species was not significantly different ($t \leq 1.2, p > 0.05$, in 8 sites), and only in one site (Playa Maya),

Table 3. Results of mixed models evaluating differences in species-level plant-pollinator network parameters. Floral abundance (log number of flowers) was included as a covariate. Significant effects are shown in bold ($p \leq 0.01$).

Factor	Individual plant-pollinator network level parameters		
	Normalized degree	Strength	Nestedness contribution
Site	$F_{(7,47)} = 0.04$	$F_{(7,47)} = 2.28$	$F_{(7,47)} = 0.84$
Plant status (Site)	$F_{(8,47)} = 0.11$	$F_{(8,47)} = \mathbf{2.94}$	$F_{(8,47)} = 0.77$
Log number of flowers	$F_{(1,47)} = 0.6$	$F_{(1,47)} = \mathbf{22.79}$	$F_{(1,47)} = \mathbf{2.92}$

<https://doi.org/10.1371/journal.pone.0218227.t003>

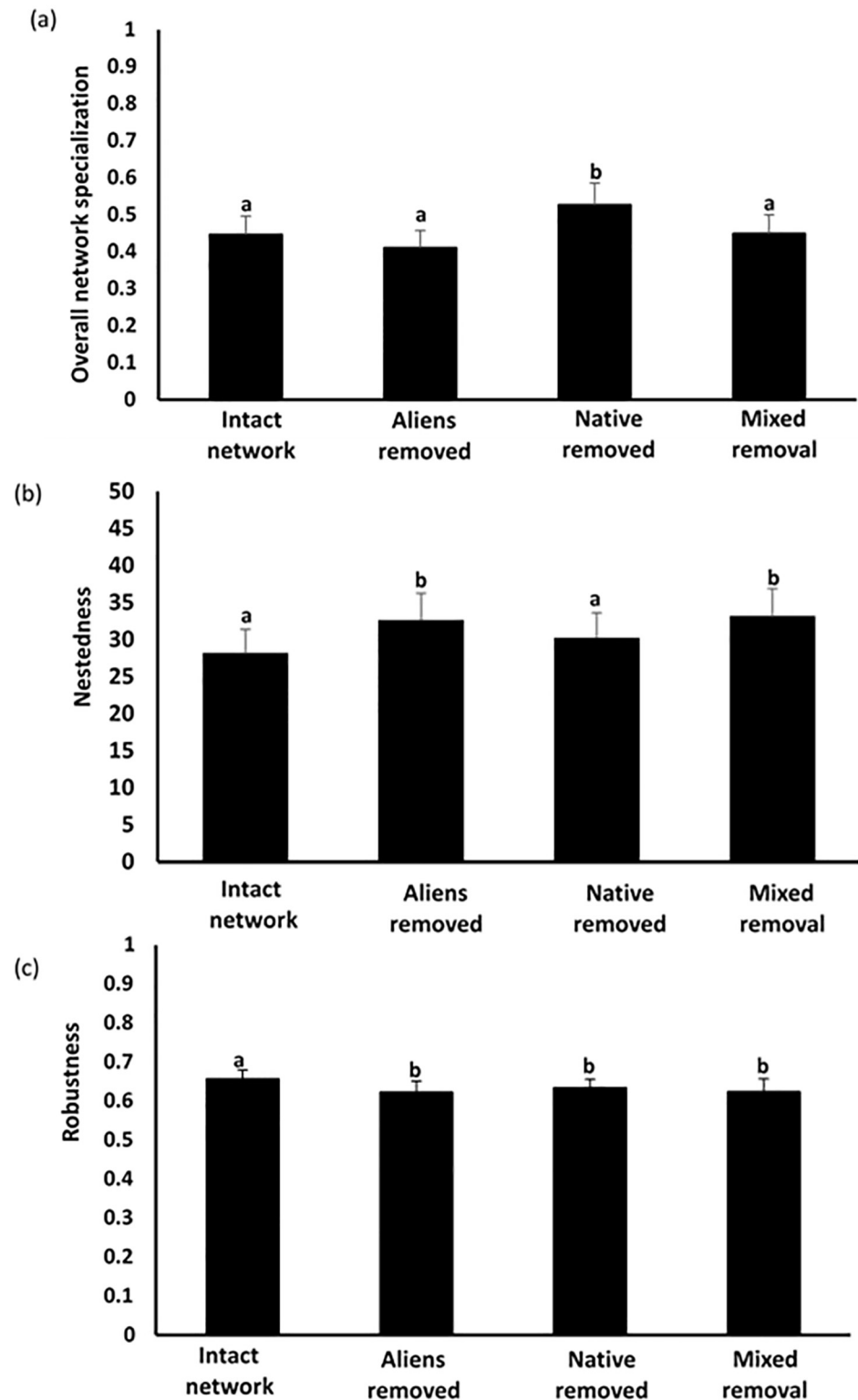


Fig 4. Structural plant-floral visitor network parameters. (a) Overall network specialization (H2), (b) nestedness and (c) robustness for the observed plant-floral visitor network (i.e. intact network) and the three extinction scenarios: “aliens removed”, “natives removed” and “random removal” (randomly exclusion of alien and natives). Different letters indicate statistical differences ($p < 0.05$) between simulated extinction scenarios.

<https://doi.org/10.1371/journal.pone.0218227.g004>

Table 4. Mean (\pm SE) plant-floral visitor interaction network metrics and average rate of change (Δ %, according to Hedge's size effects) under different extinction scenarios in nine sites along the north coast of Yucatan, Mexico. Significant differences in the Δ % between "intact network" vs "aliens removed"; "intact networks" vs. "native removed"; and "intact networks" vs. "random removal" scenarios are shown in bold ($p < 0.05$).

Network topology estimator			Random models				
	Intact networks	Aliens removed	(Δ %)	Natives removed	(Δ %)	Mixed removal	(Δ %)
Overall specialization	0.44 (0.05)	0.41 (0.04)	-9.31	0.52 (0.06)	+18.1	0.45 (0.05)	-1.0
Nestedness	28.24 (3.13)	32.64 (3.62)	+13.4	30.24 (3.36)	+6.61	33.22 (3.69)	+14
Modularity	0.38 (0.042)	0.39 (0.043)	+2.6	0.39 (0.043)	+3	0.37 (0.041)	-1.0
Robustness	0.65 (0.007)	0.62 (0.008)	-4.8	0.63 (0.006)	-3.8	0.62 (0.01)	-4.8

<https://doi.org/10.1371/journal.pone.0218227.t004>

alien species showed a marginally significant higher normalized degree ($t_{270} = 1.95$, $p = 0.056$). For strength the results only showed significant differences between native vs. alien species at one site (Chapo 1 site), with alien species showing a significantly higher strength ($t_{270} = 3.14$, $p < 0.01$). In contrast, we found a significant scenario effect on normalized degree, strength and nestedness contribution ($F \geq 2.05$, $p < 0.01$ in all cases). Interestingly, for normalized degree and strength we found significant differences between the 'intact' network and the 'native removal' and 'alien removal' ($t_{270} \geq -2.65$, $p < 0.01$ in both cases), suggesting species removal diminished normalized degree and strength regardless of plant origin (native or alien). For nestedness contribution we found similar results, the 'intact' network showed significant differences with 'alien removal' ($t_{190} = 2.82$, $p < 0.01$), and marginally significant differences with 'native removal' scenarios ($t_{190} = 1.9$, $p = 0.059$). Furthermore, for none of the species-level parameters we found significant differences between native or alien 'removal' scenarios ($t \leq 0.7$, $p \geq 0.4$ in all cases).

Discussion

Our results suggest that the structure of the coastal plant-floral visitor networks studied here remain the same across different levels of alien species invasion, suggesting that even a relatively low number of alien species or alien flower abundance can have significant impacts on native plant and pollinator communities. Our results also suggest that alien species are well integrated in native plant-pollinator networks (Fig 3), and that pollinator use overlap with natives is high, which is likely mediated by high levels of floral trait similarity between alien and native species. Consistent with these results our simulated extinction scenarios suggest that alien species play an equivalent role to natives in network structure and stability in our studied coastal plant communities. These and other results are discussed in detail below.

Contrary to our expectations, we did not observe among-site differences in any of the network structural parameters in spite of variation across sites in alien species richness and particularly in alien floral availability (11% to 99%), suggesting that plant-floral visitor network structure is not affected by the 'intensity' of plant species invasion. It is possible that this lack of effect may be driven by the high abundance of the introduced honey bee *A. mellifera* at our study sites, which contributes disproportionately to flower visitation at all sites (ca. 60% of visits; see Fig 3). It has been shown that 'super generalist' pollinators such as honeybees can facilitate the integration of alien plants into native pollination networks and support the structure of the network in the presence of alien species by increasing the connectance and the nestedness of the networks [11, 16]. Thus, the high incidence of *A. mellifera* at our study sites may be a key factor mediating plant-floral visitor network structure regardless of alien species richness and flower abundance at a site (i.e. intensity of invasion). Interestingly, in our study, the only community that did not show a significant nested structure (Charcas site; Fig 3) was also the one with the lowest proportion of *A. mellifera* visits (5.7%), lending support to the prediction that

this ‘super generalist’ pollinator plays an important role in network structure. It is important to note however that the low number of communities studied here (nine) and the relative high levels of invasion across all sites, may have limited our ability to detect a significant effect of invasion on structural network parameters (Table 1). Thus, studies that evaluate the effect of ‘invasion intensity’ on network structure over a wider range of communities and ‘intensities’ of invasion (including non-invaded sites when available) are needed if we aim to fully tease apart plant invasion effects on natural plant-pollinator communities.

Nonetheless, our results suggest that alien species are well integrated within native plant-pollinator networks and their effect on network structure could be considered ‘equivalent’ to that of native plant species. There are three lines of evidence that support the ‘equivalency’ in the functional role of native and alien plant species within plant-pollinator networks in our study system: 1) comparisons of our simulated extinction scenarios suggest that the loss of alien plant species has the same effect on network structure and robustness as the loss of native species. 2) No differences were observed in any of the species-level network parameters (i.e., normalized degree, strength and nestedness contribution) between alien and native plant species and 3) floral trait similarity between native and alien was notably high ($\geq 77\%$). The capability of alien plant species to fully integrate into native plant-pollinator networks has also been observed in other ecosystems [5, 10, 17].

Interestingly, simulation analyses revealed a significant difference in network specialization between the ‘natives removed’ and all the other extinction scenarios. This suggests that the loss of an equivalent number of native species (relative to alien species) would result in an increase in network specialization. This result may suggest that alien species could establish relatively ‘specialized’ interactions with pollinators already present at a site [11, 17, 58]. For instance, in some sites alien plants were visited only by one or few insect species (see Fig 3). *Euphorbia cyathophora* was visited only by one (*Crysantrax dispar*; Bombyliidae) and two pollinator species (*Bombilide spp* and *Syrphidae spp*) at Chapo1 and Sisal sites respectively. *Amaranthus greggii* was only visited by *Junonia scenia* (Nymphalidae) and *Apis mellifera* at the Canunito site. This is contrary to the expectation that generalized pollination systems are favored in alien species in order to be successful. Thus, a more detailed analysis of the degree of pollinator specialization and generalization in native and invasive plant species and pollinators in our communities is underway. Furthermore, the observed reduction in network nestedness in the three scenarios in which aliens, natives or random species were removed compared to ‘intact’ networks suggests that an overall loss of species will decrease network robustness and increase species vulnerability to extinction [13, 14, 59]. In fact, the effect size analysis showed that removal of plants species, regardless of their origin (native or alien) significantly reduced network robustness. Empirical studies have shown similar results (reviewed by Stout and Tiedeken [12]). For instance, in a study in multiple invaded and non-invaded communities across Europe, Vilà et al. [60] found that the plant-pollinator networks appear to be permeable and robust to the introduction of invasive alien species. Padrón et al. [21] found that the alien genus *Opuntia* did not affect plant-pollinator network nestedness and connectance in the Canary and the Balearic Islands. These results suggest that even though the arrival of alien species into the studied coastal plant communities has dramatically increased in the past 30 years [33], these seem to be well integrated and significantly contribute to maintain plant-pollinator network structure and robustness.

On the other hand, we did not find evidence of invasive species effects on species-level parameters despite previous evidence from other systems suggesting the contrary [21, 59, 61]. For instance, it could be expected that if alien species have a generalized pollination system they may contribute more to increased nestedness. It has been shown that species that contribute more to nestedness are also more important for the persistence of the entire network [56].

However, our results suggest that alien species are also capable of establishing specialized interactions with pollinators (see above) and thus natives and alien plants contribute equally to nestedness. Species-level strength and nestedness contribution, however, were positively affected by overall flower abundance suggesting that resource availability mediates the diversity and strength of plant-pollinator interactions in the studied coastal communities regardless if these are from native or invasive plant species [62].

The integration of alien species into the studied plant-floral visitor communities could be facilitated, at least partially, by high floral trait similarity with natives, which allows the use of existent pollinators in a community [24]. It has been proposed that floral trait similarity between native and alien species could mediate the effect alien species on the pollination success of natives [7]. For instance, some studies have found that alien plants that share some floral traits with native plants inflict stronger negative pollinator-mediated impacts on natives compared to invasive species that do not share similar floral traits [15, 25]. This suggests that floral traits of co-flowering species may more strongly underlie effects on pollination success of co-flowering neighbors rather than plant origin (i.e., native or alien; [43]). The high floral similarity may also help explain the ‘equivalence’ in the functional role of native and alien plants within the studied plant-floral visitor networks (see [discussion](#) above). Furthermore, the high floral similarity observed could also help explain why no differences were detected between native and alien species in floral visitor species composition and floral visitation rates, and may even suggest the existence of pollinator competition in these plant communities. In fact, our results showed a significant negative effect of flower abundance on visitation rate, supporting the existence of plant-plant competition for pollinators at our studied sites. Similar results on these same sand dune plant communities were observed by Albor et al. [43].

Additionally, it is important to point out, that high floral similarity and high flower visitor overlap between native and invasive species may result in heterospecific pollen transfer [15, 63]. Thus, future studies should also consider the potential effects of alien plant species on the ‘quality’ of the interaction between native plants and their pollinators (e.g. heterospecific pollen transfer networks; [64, 65]). Preliminary data of pollen transfer between native and invasive plants in our study showed that alien heterospecific pollen represents more than 10% of total pollen load on native stigmas (Parra-Tabla unpublished data). Thus, integration of the alien plants into native networks could have indirect detrimental effects on fruit and seed production in native plants [66]. Hence, we emphasize the importance of evaluating invasive species effects at multiple levels of the pollination process [7, 12, 66, 67, 68] in order to advance our understating of their effects in natural communities.

Finally, the network nestedness values observed here were lower than those typically reported for other uninvaded plant-pollinator networks [48, 54] which may be the result of a relatively small network size at our study sites (<50 species) [54]. Yet, even though the number of interacting species in our communities was relatively low (min 38 and max 52 species), nestedness was statistically significant in eight out of nine sites. It is possible that in these ecosystems, which can be considered ‘stressful pollination environments’ (i.e., strong winds and high temperatures; [41, 43, 61]), plant-pollinator network structure is less dependent on size because of a stronger interdependence between plant and pollinators, which allows them to persist in these harsh environments [22, 61]. For instance, average visitation rate to flowers was very low across all coastal co-flowering communities (ca. 1 visit/flower/min; min 0.32—max 2.64) and pollinator visitation rate further decrease with increasing overall flower abundance, thus suggesting that plant reproduction in these coastal communities may be limited by pollinator availability [41]. Similar results have been observed in other coastal [41] and insular invaded communities [16] with few participating species. Thus, our results emphasize the

importance of considering not only the number, but the strength and type of plant-pollinator interactions established within communities, in mediating network structure.

Supporting information

S1 Table. Plant species list. List of recorded plant species in the study area. NE = Native Species, AS = Alien Species.

(DOCX)

S2 Table. Insect species list. 2 List of insect flower visitors recorded in each site in the study area. The number of visits and the percentage per site is shown.

(DOCX)

S3 Table. Complementary plant-pollinator interaction network metrics. Complementary plant-pollinator interaction network metrics in nine sites across three geographic regions in the north coast of Yucatan. Significant values of connectance are shown in bold ($P < 0.05$). Sites are ordered according to proportion of alien flower abundance (see [Table 1](#)).

(DOCX)

S1 Fig. Location of the nine study sites along the north of the Yucatan Peninsula, Mexico.

(DOCX)

S2 Fig. Size effects (CI 95%) for overall specialization, nestedness, modularity and robustness contrasting different scenarios with intact networks, (a) “Aliens removed”, (b) “natives removed”, and (c) “mixed removal”.

(DOCX)

S1 Dataset. Excel file.

(XLSX)

Acknowledgments

We thank Kevin Baas, Rigel Silveira, Brian Suárez, and Daniel Tzuc for their valuable help in the field-work. We thank Harald Auge and two anonymous reviewers for their useful comments on a previous version of this manuscript.

Author Contributions

Conceptualization: Víctor Parra-Tabla, María José Campos-Navarrete, Paula Sosenski, Conchita Alonso, Tia-Lynn Ashman, Gerardo Arceo-Gómez.

Data curation: Víctor Parra-Tabla, Diego Angulo-Pérez, Christopher Albor, María José Campos-Navarrete, Juan Tun-Garrido.

Formal analysis: Víctor Parra-Tabla, Diego Angulo-Pérez, Christopher Albor, María José Campos-Navarrete, Conchita Alonso, Tia-Lynn Ashman, Gerardo Arceo-Gómez.

Funding acquisition: Víctor Parra-Tabla.

Investigation: Víctor Parra-Tabla, Juan Tun-Garrido, Paula Sosenski, Tia-Lynn Ashman, Gerardo Arceo-Gómez.

Methodology: Víctor Parra-Tabla, Diego Angulo-Pérez, Christopher Albor, Juan Tun-Garrido, Tia-Lynn Ashman, Gerardo Arceo-Gómez.

Project administration: Víctor Parra-Tabla.

Resources: Víctor Parra-Tabla, Juan Tun-Garrido.

Software: Víctor Parra-Tabla.

Supervision: Gerardo Arceo-Gómez.

Validation: Juan Tun-Garrido.

Writing – original draft: Víctor Parra-Tabla, Diego Angulo-Pérez, Paula Sosenski, Conchita Alonso, Tia-Lynn Ashman, Gerardo Arceo-Gómez.

Writing – review & editing: Víctor Parra-Tabla, Conchita Alonso, Tia-Lynn Ashman, Gerardo Arceo-Gómez.

References

1. Powell KI, Chase JM, Knight T (2011) A synthesis of plant invasion effects on biodiversity across spatial scales. *Am J Bot.* 98, 539–548. <https://doi.org/10.3732/ajb.1000402> PMID: 21613145
2. Simberloff D, Martin JL, Genovesi P, Maris V, Wardle DA, Aronson J, et al. (2013) Impacts of biological invasions: what's what and the way forward. *Trends Ecol Evol.* 28, 58–66. <https://doi.org/10.1016/j.tree.2012.07.013> PMID: 22889499
3. Traveset A, Richardson DM (2014) Mutualistic interactions and biological invasions. *Annu Rev Ecol Evol Syst.* 45, 89–113.
4. Morales CL, Traveset A (2009) A meta-analysis of impacts of alien vs. native plants on pollinator visitation and reproductive success of coflowering native plants. *Ecol Lett.* 12, 716–728. <https://doi.org/10.1111/j.1461-0248.2009.01319.x> PMID: 19453616
5. Vilà M, Espinar JL, Hejda M, Hulme PE, Jarošík V, Maron JL, et al. (2011) Ecological impact of invasive alien plants: a meta-analysis of their effects on species, communities and ecosystems. *Ecol Lett.* 14, 702–708. <https://doi.org/10.1111/j.1461-0248.2011.01628.x> PMID: 21592274
6. Thijs K, Brys R, Verboven H, Hermy M (2012) The influence of an invasive plant species on the pollination success and reproductive output of three riparian plant species. *Biol Invas.* 14, 355–365.
7. Charlebois KA, Sargent RD (2017) No consistent pollinator-mediated impacts of alien plants on natives. *Ecol Lett.* 20, 1479–1490. <https://doi.org/10.1111/ele.12831> PMID: 28901037
8. Powell K, Krakos K, Knight T (2011) Comparing the reproductive success and pollination biology of an invasive plant to its rare and common native congeners: a case study in the genus *Cirsium* (Asteraceae). *Biol Invas.* 13, 905–917.
9. Aizen MA, Morales CL, Morales JM (2008) Invasive mutualists erode native pollination webs. *PLoS Biol.* 6, e31. <https://doi.org/10.1371/journal.pbio.0060031> PMID: 18271628
10. Lopezaraiza-Mikel ME, Hayes RB, Whalley MR, Memmott J (2007) The impact of an alien plant on a native plant-pollinator network: an experimental approach. *Ecol Lett.* 10, 539–550. <https://doi.org/10.1111/j.1461-0248.2007.01055.x> PMID: 17542933
11. Albrecht M, Padrón B, Bartomeus I, Traveset A (2014) Consequences of plant invasions on compartmentalization and species' roles in plant-pollinator networks. *P R Soc B.* 281, 20140773.
12. Stout JC, Tiedeken EJ (2017) Direct interactions between invasive plants and native pollinators: evidence, impacts and approaches. *Funct Ecol.* 31, 38–46.
13. Bascompte J, Jordano P, Olesen JM (2006) Asymmetric coevolutionary networks facilitate biodiversity maintenance. *Science* 312, 431–433. <https://doi.org/10.1126/science.1123412> PMID: 16627742
14. Gómez JM, Perfectti F, Jordano P (2011) The functional consequences of mutualistic network architecture. *PLoS One* 6, e16143. <https://doi.org/10.1371/journal.pone.0016143> PMID: 21283583
15. Morales CL, Traveset A (2008) Interspecific pollen transfer: magnitude, prevalence and consequences for plant fitness. *CRC Crit Rev Plant Sci.* 27: 221–238.
16. Kaiser-Bunbury CN, Valentin T, Mougil J, Matatiken D, Ghazoul J (2011) The tolerance of island plant-pollinator networks to alien plants. *J Ecol.* 99, 202–213.
17. Maruyama PK, Vizentin-Bugoni J, Sonne J, González AM, Schleuning M, Araujo AC, et al. (2016) The integration of alien plants in mutualistic plant-hummingbird networks across the Americas: the importance of species traits and insularity. *Divers Distrib.* 22, 672–681.
18. Tylianakis JM, and Morris R J (2017) Ecological networks across environmental gradients. *Annu Rev Ecol Evol Syst.* 48:25–48.

19. Memmott J, Waser NM, Price MV (2004) Tolerance of pollination networks to species extinctions. *P R Soc B*. 271, 2605–2611.
20. Burgos E, Ceva H, Perazzo RPJ, Devoto M, Medan D, Zimmermann M, et al. (2007) Why nestedness in mutualistic networks? *J Theor Biol*. 249, 307–313. <https://doi.org/10.1016/j.jtbi.2007.07.030> PMID: 17897679
21. Padrón B, Traveset A, Biedenweg T, Díaz D, Nogales M, Olesen JM (2009) Impact of alien plant invaders on pollination networks in two archipelagos. *PLoS One* 4, e6275. <https://doi.org/10.1371/journal.pone.0006275> PMID: 19609437
22. Olesen JM, Eskildsen LI, Venkatasamy S (2002) Invasion of pollination networks on oceanic islands: importance of invader complexes and endemic super generalists. *Divers Distrib*. 8, 181–192.
23. Bosch J, Martín González AM, Rodrigo A, Navarro D (2009) Plant–pollinator networks: adding the pollinator’s perspective. *Ecol Lett*. 12:409–19 <https://doi.org/10.1111/j.1461-0248.2009.01296.x> PMID: 19379135
24. Sargent RD, Ackerly DD (2008) Plant–pollinator interactions and the assembly of plant communities. *Trends Ecol. Evol*. 23:123–30 <https://doi.org/10.1016/j.tree.2007.11.003> PMID: 18262307
25. Gibson MR, Richardson DM, Pauw A (2012) Can floral traits predict an invasive plant’s impact on native plant–pollinator communities? *J Ecol*. 100: 1216–1223.
26. Bartomeus I, Vilá M, Santamaría L (2008) Contrasting effects of invasive plants in plant–pollinator networks. *Oecologia* 155, 761–770. <https://doi.org/10.1007/s00442-007-0946-1> PMID: 18188603
27. Russo L, Nichol C, Shea K (2015) Pollinator floral provisioning by a plant invader: quantifying beneficial effects of detrimental species. *Divers Distrib*. 22, 189–198.
28. Valtonen A, Jantunen J, Saarinen K (2006) Flora and lepidoptera fauna adversely affected by invasive *Lupinus polyphyllus* along road verges. *Biol Conserv*. 133, 389–396.
29. Morón D, Lenda M, Skórka P, Szentgyörgyi H, Settele J, Woyciechowski M (2009) Wild pollinator communities are negatively affected by invasion of alien goldenrods in grassland landscapes. *Biol Conserv*. 142, 1322–1332.
30. Hanula JL, Horn S (2011) Removing an invasive shrub (*Chinese privet*) increases native bee diversity and abundance in riparian forests of the southeastern United States. *Insect Conserv Diver*. 4, 275–283.
31. Del Vecchio S, Pizzo L, Buffa G (2015) The response of plant community diversity to alien invasion: evidence from a sand dune time series. *Biodivers Conserv*. 24, 371–392.
32. Espejel I (1987) A phytogeographical analysis of coastal vegetation in the Yucatan Peninsula. *J Biogeogr*. 14, 499–519.
33. Parra-Tabla V, Albor-Pinto C, Tun-Garrido J, Angulo-Pérez D, Barajas C, Silveira R, et al. (2018) Spatial patterns of species diversity in sand dune plant communities in Yucatan, México: the importance of invasive species in the species dominance patterns. *Plant Ecol Divers*. In press.
34. Barajas DC (2018) Red de interacciones y diversidad funcional planta-polinizador en una vegetación de duna costera costera de la Reserva de la Biósfera Ría Celestún, Yucatán. BSc thesis. Universidad de Guadalajara, Zapopan, Jalisco.
35. Traveset A, Richardson DM (2006) Biological invasions as disruptors of plant reproductive mutualisms. *Trends Ecol Evol*. 21, 208–216. <https://doi.org/10.1016/j.tree.2006.01.006> PMID: 16701087
36. Miranda F (1959) Vegetación de la Península de Yucatán. Colegio de Postgraduados de Chapingo, Texcoco, México.
37. Zhao YH, Ren ZX, Lázaro A, Wang H, Bernhardt P, Li HD, et al. (2016) Floral traits influence pollen vectors’ choices in higher elevation communities in the Himalaya-Hengduan Mountains. *BMC Ecol*. 16, 26. <https://doi.org/10.1186/s12898-016-0080-1> PMID: 27221235
38. Kantsa A, Raguso RA, Dyer AG, Sgardelis SP, Olesen JM, Petanidou T (2017). Community-wide integration of floral colour and scent in a Mediterranean scrubland. *Nature Ecol and Evol*, 1(10), 1502–1510. <https://doi.org/10.1038/s41559-017-0298-0>
39. Caruso CM (2000). Competition for pollination influences selection on floral traits of *Ipomopsis aggregata*. *Evolution*, 54, 1546–1557. <https://doi.org/10.1111/j.0014-3820.2000.tb00700.x> PMID: 11108583
40. Chittka L (1992). The colour hexagon: A chromaticity diagram based on photoreceptor excitations as a generalized representation of colour opponency. *J Comp Physiol A Neuroethol Sens Neural Behav Physiol*. 170, 533–543. <https://doi.org/10.1007/BF00199331>
41. Campos-Navarrete MJ, Parra-Tabla V, Ramos-Zapata J, Díaz-Castelazo C, Reyes-Novelo E (2013) Structure of plant–Hymenoptera networks in two coastal shrub sites in Mexico. *Arthropod-Plant Inter*. 7, 607–617.

42. R Development Core TEAM. (2012). A language and environment for statistical computing. R Foundation for Statistical Computing. Retrieved from <http://www.Rproject.org>
43. Albor C, García-Franco J, Parra-Tabla V, Díaz-Castelazo C, Arceo-Gomez G (2019) Taxonomic and functional diversity of the co-flowering community differentially affect *Cakile edentula* pollination at different spatial scales. *J Ecol.* <https://doi.org/10.1111/1365-2745.13183>
44. Anderson MJ (2001) A new method for non-parametric multivariate analysis of variance. *Austral Ecol.* 26, 32–46
45. Oksanen J, Guillaume Blanchet F, Kindt R, Legendre P, Minchin Pr, O'Hara RB, et al. (2015) *Vegan: community ecology package*. Rpackage version 2.0–7. <http://CRAN.R-project.org/package=vegan>
46. SAS (2002) SAS, Version 9.1. SAS Institute Inc., Cary, NC.
47. Littell RC, Milliken GA, Stroup WW, Wolfinger RD, Schabenberger O (2006) *SAS for Mixed Models*, 2nd edn. SAS Institute Inc., Cary, North Carolina Little
48. Bascompte J, Jordano P (2007) Plant-animal mutualistic networks: the architecture of biodiversity. *Annu Rev Ecol Evol Syst.* 38, 567–593.
49. Dormann CF, Gruber B, Frund J (2008) Introducing the bipartite package: analyzing ecological networks. *R News.* 8, 8–11.
50. Blüthgen N, Menzel F, Blüthgen N (2006) Measuring specialization in species interactions networks. *BMC Ecol.* 6, 9 <https://doi.org/10.1186/1472-6785-6-9> PMID: 16907983
51. Guimarães P, Guimarães PR (2005) Aninhado 1.0. (<https://pypi.org/project/aninhado/>).
52. Guimera R, Sales-Pardo M, Amaral LAN (2004) Modularity from fluctuations in random graphs and complex networks. *Phys Rev E.* 70, 025101.
53. Marquitti FMD, Guimarães PR, Pires MM, Bittencourt LF (2014) MODULAR: software for the autonomous computation of modularity in large network sets. *Ecography.* 37, 221–224.
54. Bascompte J, Jordano P, Melian C, Olesen JM (2003) The nested assembly of plant-animal mutualistic networks. *P Natl Acad Sci. USA.* 16, 9383–9387.
55. Colwell RK (2009) EstimateS: Statistical Estimation of Species Richness and Shared Species from Samples (Software), Version 8.2.0. <http://viceroy.eeb.uconn.edu/estimates>.
56. Saavedra S, Stouffer DB, Uzzi B, Bascompte J (2011) Strong contributors to network persistence are the most vulnerable to extinction. *Nature.* 478, 233–235. <https://doi.org/10.1038/nature10433> PMID: 21918515
57. Hedges LV, Olkin I (1985) *Statistical Methods for Meta-analysis*. Academic Press, New York
58. Valdovinos FS, Ramos-Jiliberto R, Flores JD, Espinoza C, López G (2009) Structure and dynamics of pollination networks: the role of alien plants. *Oikos.* 118, 1190–1200.
59. Bastolla U, Fortuna MA, Pascual-García A, Ferrera A, Luque B, Bascompte J (2009) The architecture of mutualistic networks minimizes competition and increases biodiversity. *Nature.* 458, 1018–1020. <https://doi.org/10.1038/nature07950> PMID: 19396144
60. Vilà M, Bartomeus I, Dietzsch AC, Petanidou T, Steffan-Dewenter I, Stout J.C., et al. (2009) Invasive plant integration into native plant–pollinator networks across Europe. *P R Soc B.* 276, 3887–3893.
61. Traveset A, Castro-Urgal R, Rotllàn-Puig X, Lázaro A (2017) Effects of habitat loss on the plant-flower visitor network structure of a dune community. *Oikos.* 127, 45–55.
62. Koski MH, Meindl GA, Arceo-Gómez G, Wolowski M, Le Croy KA, Ashman T-L (2015) Plant-flower visitor networks in a serpentine metacommunity: assessing traits associated with keystone plant species. *Arthropod-Plant Inter.* 9: 9–21.
63. Minnaar C, Anderson B, de Jager ML, Karron JD (2019) Plant–pollinator interactions along the pathway to paternity. *Ann Bot.* 123: 225–245. <https://doi.org/10.1093/aob/mcy167> PMID: 30535041
64. Emer C, Vaughan IP, Hiscock S, Memmott J (2015) The impact of the invasive alien plant, *Impatiens glandulifera*, on pollen transfer networks. *PLoS One.* 10: e0143532. <https://doi.org/10.1371/journal.pone.0143532> PMID: 26633170
65. Johnson ALJ, Ashman T-L (2019) Consequences of invasion for pollen transfer and pollination revealed in a tropical island ecosystem. *New Phyt.* 221, 142–154.
66. Arceo-Gómez G, Ashman T-L (2016) Invasion status and phylogenetic relatedness predict cost of heterospecific pollen receipt: implications for native biodiversity decline. *J Ecol.* 104, 1003–1008.
67. Bjerkens A-L, Totland Ø, Hegland SJ, Nielsen A (2007) Do alien plant invasions really affect pollination success in native plant species? *Biol Cons.* 138, 1–12.
68. Carvalheiro LG, Biesmeijer JC, Benadi G, Fründ J, Stang M, Bartomeus I, et al. (2014) The potential for indirect effects between co-flowering plants via shared pollinators depends on resource abundance, accessibility and relatedness. *Ecol Lett.* 11: 1389–1399.