

**Report prepared by**

Elyssa A. Trani

Mary Jane Hill

Laura R. Loehr

Robert A. Hummer

Eric A. Whitsel

Mortality Outcomes Surveillance, Part I: Ascertaining Decedents



CAROLINA POPULATION CENTER | CAROLINA SQUARE - SUITE 210 | 123 WEST FRANKLIN STREET | CHAPEL HILL, NC 27516

Add Health is supported by grant P01-HD31921 from the Eunice Kennedy Shriver National Institute of Child Health and Human Development, with cooperative funding from 23 other federal agencies and foundations.

Mortality Outcomes Surveillance, Part I: Ascertaining Decedents summarizes the data stemming from the protocol used to (1) trace sample members and then (2) screen, match, and score all decedents in the National Longitudinal Study of Adolescent to Adult Health (Add Health). *Mortality Outcomes Surveillance, Part II: Adjudicating Causes of Death & In-Hospital Cardiovascular Outcomes* summarizes data stemming from the protocol used to (3) assemble and abstract decedent cohort histories, obituaries, death certificates, healthcare provider questionnaires, coroner/medical examiner autopsy reports, next-of-kin interviews, and hospital records; and then (4) review, classify, and adjudicate all deaths and in-hospital cardiovascular outcomes \leq 1 month before dates of death.

Acknowledgment

Add Health is directed by Robert A. Hummer and funded by the National Institute on Aging cooperative agreements U01 AG071448 (Hummer) and U01 AG071450 (Aiello and Hummer) at the University of North Carolina at Chapel Hill. Waves I-V data are from the Add Health Program Project, grant P01 HD31921 (Harris) from the Eunice Kennedy Shriver National Institute of Child Health and Human Development (NICHD), with cooperative funding from 23 other federal agencies and foundations. Add Health was designed by J. Richard Udry, Peter S. Bearman, and Kathleen Mullan Harris at the University of North Carolina at Chapel Hill. Information on how to obtain the Add Health data files is available on the Add Health website (<http://www.cpc.unc.edu/addhealth>).

Suggested Citation

Trani EA, Hill MJ, Loehr LR, Hummer RA, Whitsel EA. *Add Health Wave V Documentation: Mortality Outcomes Surveillance, Part I: Ascertaining Decedents; 2022. Available from: <https://doi.org/10.17615/st8v-tg84>*

Table of Contents

1. Introduction.....	5
2. Protocol	5
2.1 Sample Member Tracing.....	5
2.1.1 Address Update Tracing	6
2.1.2 Batch Tracing.....	6
2.1.3 Interactive Tracing.....	6
2.1.4 Field Tracing	6
2.2 Decedent Screening, Matching & Scoring	7
2.2.1 Screening	8
2.2.2 Matching & Scoring	8
3. Enumeration of Decedents.....	8
4. Data Files	9
4.1 International Classification of Diseases, Ninth and Tenth Revisions (ICD-9 and ICD-10).....	9
4.2 Entity-Axis and Record-Axis Codes	9
4.3 Code Interpretation Individual Vital Status and Underlying Cause of Death File	9
4.4 Individual Vital Status and Underlying Cause of Death File	10
4.4.1 Structure.....	10
4.4.2 Format	11
4.4.3 Content.....	11
4.5 Ordered Cause of Death File.....	11
4.5.1 Structure.....	11
4.5.2 Format	12
4.5.3 Content.....	12
4.6 All Coded Causes of Death File, Including Entity-Axis Codes.....	12
4.6.1 Structure.....	12
4.6.2 Format	12
4.6.3 Content.....	13
4.7 All Coded Causes of Death File, Including Record-Axis Codes.....	15
4.7.1 Structure.....	15
4.7.2 Format	15
4.7.3 Content.....	15

Add Health is directed by Robert A. Hummer and funded by the National Institute on Aging cooperative agreements U01 AG071448 (Hummer) and U01AG071450 (Aiello and Hummer) at the University of North Carolina at Chapel Hill. Waves I-V data are from the Add Health Program Project, grant P01 HD31921 (Harris) from Eunice Kennedy Shriver National Institute of Child Health and Human Development (NICHD), with cooperative funding from 23 other federal agencies and foundations. Add Health was designed by J. Richard Udry, Peter S. Bearman, and Kathleen Mullan Harris at the University of North Carolina at Chapel Hill (<http://www.cpc.unc.edu/addhealth>).

5. List of Appendices.....	18
6. References.....	18
Appendix A: Coded Causes of Death.....	19
Appendix B: National Death Index (NDI) User's Guide.....	25
Appendix C: ICD-10 Codes.....	44

1. Introduction

The National Longitudinal Study of Adolescent to Adult Health (Add Health) is a longitudinal survey of a nationally representative sample of 20,745 U.S. adolescents in grades 7-12 during the 1994-95 school year. The Add Health cohort has been followed into young adulthood with five in-home interviews to date. Add Health traced, located, and re-interviewed cohort members in a Wave V follow-up during 2016-2019 to collect social, environmental, behavioral, and biological data with which to track the emergence of chronic disease as the cohort aged into their 30s and early 40s.

The Biology of Chronic Disease Emergence and Medical Outcomes Surveillance, led by Dr. Eric Whitsel, commenced at Wave V. The goal of the project was to establish a scalable infrastructure for surveillance of chronic disease events in Add Health, initially by ascertaining sample members who died (decedents) since cohort inception (Wave I). Establishing the foundation on which to build a surveillance system in Add Health anticipated the epidemiologic transition to rapid increases in chronic disease morbidity and mortality as the cohort ages.

This document describes the methodology used to identify and confirm decedents. It also outlines the resulting four data sets which provide an accounting of vital status for all 20,745 original sample members and, when applicable, cause of death codes for the subset who died through December 31, 2019. These four datasets supersede any previously released Add Health data related to causes of death within the cohort. Linking the data set to the Wave I In-Home Weights and other Add Health data files will enable users to properly correct for the clustered design of Add Health, account for the unequal probability of sample member selection, and thereby compute nationally representative estimates of mortality and exposure-mortality associations.¹

2. Protocol

2.1 Sampling Member Tracing

A major challenge at Wave V was locating sample members after several years without contact. Indeed, some sample members had moved, married/divorced, changed surnames, and/or failed to participate in all four previous waves. To locate sample members, the Add Health field contractor (RTI International) therefore leveraged a wide range of information available from Add Health Waves I-IV and four methods of sample member tracing: (1) Address Update Tracing, (2) Batch Tracing, (3) Interactive Tracing and (4) Field Tracing.

Briefly, Address Update Tracing involved periodically contacting sample members by email or newsletter, which contained a website, email address, and phone number that sample members used to update contact information. Communications returned as undeliverable identified sample members for Batch Tracing, a low-cost and efficient service in which unlocatable sample member names, addresses, and / or phone numbers were automatically matched using hard logic algorithms to the most current information in multiple databases. The minority of sample members that remained unlocatable were sent to Interactive Tracing, wherein trained professionals used an interactive locating system. Field tracing also was conducted by field interviewers, but only during the Wave V in-person Sample 2b and Non-Response Follow-Up (NRFU) data collection efforts. Each tracing method is detailed below, as previously reported.²

Add Health is directed by Robert A. Hummer and funded by the National Institute on Aging cooperative agreements U01 AG071448 (Hummer) and U01AG071450 (Aiello and Hummer) at the University of North Carolina at Chapel Hill. Waves I-V data are from the Add Health Program Project, grant P01 HD31921 (Harris) from Eunice Kennedy Shriver National Institute of Child Health and Human Development (NICHD), with cooperative funding from 23 other federal agencies and foundations. Add Health was designed by J. Richard Udry, Peter S. Bearman, and Kathleen Mullan Harris at the University of North Carolina at Chapel Hill (<http://www.cpc.unc.edu/addhealth>).

2.1.1 Address Update Tracing

Several months before the start of each Wave V sample data collection, RTI mailed a letter to the sample members for whom a complete address existed. The letter introduced the study and invited the sample members to update their contact information via phone, email, website, or by returning a contact update card that was included in the mailing. Contact information was updated or verified for sample members who chose to provide their current locating information via the aforementioned methods. Any letters returned as undeliverable were examined for address updates or change of address notices. If no new information was provided, the undeliverable mail was recorded in the control system and the case was forwarded to RTI's Tracing Unit for Batch Tracing.

2.1.2 Batch Tracing

Using first and last names as well as a complete physical or mailing addresses, Batch Tracing was conducted before data collection, prior to the launch of each Wave V sample data collection, and periodically during data collection. The batch tracing file was submitted to LexisNexis with a request for a full address and telephone search. LexisNexis provided a batch processing service wherein a sample member's name, address, and phone number were matched to information in multiple databases, including FastData and Accurint. In addition to providing address and phone number updates, Accurint also provided a date of death, if applicable.

2.1.3 Interactive Tracing

All cases that did not yield correct contact information through Address Update Tracing or Batch Tracing were sent to Interactive Tracing, in which the cases were reviewed by a trained tracing specialist. The tracing specialist assessed each case on an individual basis to determine which available tracing resources were most appropriate and the order in which they should be used to investigate the case. Interactive Tracing was a more involved process due to the human review of information. During Interactive Tracing, tracers used all contact information collected during previous waves of Add Health and the Batch Tracing results. Centralized tracing activities were carried out by RTI's Tracing Unit, which was composed of well-trained, professional staff specializing in tracing and locating sample members of all types. The supervisors, team leaders, quality control specialists, and tracing specialists assigned to Add Health Wave V were highly skilled at tracing hard-to-locate populations. Cases were sent to Interactive Tracing both before and throughout data collection.

2.1.4 Field Tracing

Although the previously discussed tracing efforts yielded many updates, there were sample members who did not reside at the addresses identified prior to the start of data collection. In the in-person Sample 2b and NRFU efforts, field interviewers conducted Field Tracing activities designed to assist in generating leads to locate them. Field Tracing activities included: calling all available phone numbers, visiting all available addresses listed on the locator sheet, attempting to speak with current and former neighbors, visiting property management offices, discussing cases with the field supervisor or tracing manager, and using a Field Tracing Checklist to generate new ideas for researching leads.

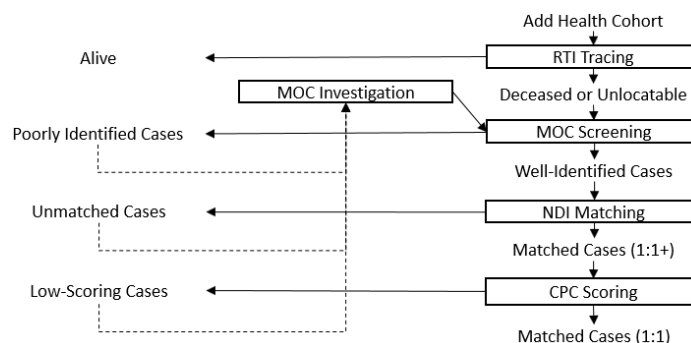
Field Tracing efforts were guided by field supervisors who gave their field interviewers firm directives on Field Tracing steps to follow in order to confirm that all leads had been exhausted. In situations where all existing leads were judged to have been exhausted, cases were sent back to the RTI Tracing Unit for additional Interactive Tracing searches. Subsequent Interactive Tracing efforts used the leads and information generated by the field interviewers to guide additional searches. Leads generated in the field helped narrow possible matches and improved the Tracing Unit’s ability to find difficult-to-locate cases.

Another key component of the Field Tracing process was careful case review of information on difficult-to-locate sample members. Field supervisors were responsible for identifying cases that were difficult to locate and had not been successfully contacted after multiple visits to the Tracing Unit. After discussing the case with the field interviewer and determining that all viable leads had been worked sufficiently, field supervisors frequently requested that non-response letters be sent to the sample member in an attempt to contact them via mail. Once all leads had been exhausted, field supervisors notified the tracing manager that additional review was needed. The tracing manager examined the leads generated by RTI’s Tracing Unit and reviewed the field interviewers’ comments on these cases to identify whether additional steps could be taken in the field to help locate the sample member. Additional field steps often included revisiting addresses that had not been verified as incorrect or visiting other potential contacts that could help locate the sample member. The tracing manager also used approved Web searches to develop potential new leads for field interviewers. These searches often included reviewing tax records to identify property ownership or searching obituaries to determine whether a sample member was deceased. Case review was essential to identify cases that would benefit from additional interactive tracing and to identify known dead ends so that the case could be worked or finalized most efficiently.

2.2 Decedent Screening, Matching & Scoring

Initially, only those sample members identified by RTI as deceased or unlocatable (i.e., possibly deceased) at any point during Sample Member Tracing, as described above, were subjected to Medical Outcomes Coordinator (MOC) screening, National Death Index (NDI) matching, and Carolina Population Center (CPC) scoring (Figure 1).

Figure 1. Sample Member Tracing and Decedent Screening, Matching & Scoring



Add Health is directed by Robert A. Hummer and funded by the National Institute on Aging cooperative agreements U01 AG071448 (Hummer) and U01AG071450 (Aiello and Hummer) at the University of North Carolina at Chapel Hill. Waves I-V data are from the Add Health Program Project, grant P01 HD31921 (Harris) from Eunice Kennedy Shriver National Institute of Child Health and Human Development (NICHD), with cooperative funding from 23 other federal agencies and foundations. Add Health was designed by J. Richard Udry, Peter S. Bearman, and Kathleen Mullan Harris at the University of North Carolina at Chapel Hill (<http://www.cpc.unc.edu/addhealth>).

2.2.1 Screening

The Medical Outcomes Coordinator requested the full name, sex, date of birth, Social Security number, most recent wave of Add Health participation, tracing notes, and last known contact information for each possibly deceased sample member, as well the names of his/her parents/guardians, siblings and other Wave I-V proxies from the Add Health Data Security Manager. Upon receiving this information, the Medical Outcomes Coordinator securely submitted the possibly deceased sample members with at least one of the following three (required) variable combinations to NDI for matching:

- FIRST and LAST NAME and SOCIAL SECURITY NUMBER
- FIRST and LAST NAME and MONTH and YEAR OF BIRTH
- SOCIAL SECURITY NUMBER and DATE OF BIRTH and SEX

2.2.2 Matching & Scoring

After a preliminary review of results returned by NDI, the Medical Outcomes Coordinator scored all potential matches based on the type, number, and completeness of matched identifiers using an algorithm employed for decades by the Atherosclerosis Risk in Communities (ARIC) study.^{3,4} The algorithm assigned points to a matched first name or first initial (0 or 1), middle initial (0 or 1), last name (0 or 2), sex (0 or 1), state of residence (0 or 1), Social Security number (0 through 9), birth day (0 or 2), birth month (0 or 2), and birth year (0 or 2). Points were totaled and the total score classified as follows (**Table 1**):

Table 1. Scoring Algorithm

Total Score	Classification
0 – 11	Unmatched
12 – 19	Low-Scoring
20 – 21	1:1 Matched

The Medical Outcomes Coordinator reinvestigated the poorly identified, unmatched, and low-scoring NDI submissions, then resubmitted two of them with complete Social Security numbers to Pension Benefit Information, Inc. (PBI) for matching against their Death Audit database. However, there was no PBI match for either one of the possibly deceased sample members.

Finally, the Medical Outcomes Coordinator submitted all remaining Add Health sample members (excluding those already confirmed as deceased) to NDI under an agreement between the National Institutes of Health and the National Center for Health Statistics.⁵ All high-scoring (1:1 matched) sample members were subsequently identified as decedents (**Figure 1**).

3. Enumeration of Decedents

When ascertained as described above, 539 Add Health sample members were identified as decedents. In addition, one sample member was reported as deceased by RTI and documented as deceased on a death

Add Health is directed by Robert A. Hummer and funded by the National Institute on Aging cooperative agreements U01 AG071448 (Hummer) and U01AG071450 (Aiello and Hummer) at the University of North Carolina at Chapel Hill. Waves I-V data are from the Add Health Program Project, grant P01 HD31921 (Harris) from Eunice Kennedy Shriver National Institute of Child Health and Human Development (NICHD), with cooperative funding from 23 other federal agencies and foundations. Add Health was designed by J. Richard Udry, Peter S. Bearman, and Kathleen Mullan Harris at the University of North Carolina at Chapel Hill (<http://www.cpc.unc.edu/addhealth>).

certificate that has not been filed with NDI, to date. So as of December 31, 2019, a total of 539 + 1 = 540 (2.6% of) the 20,745 Add Health Wave I sample members have died (Table 2).

Table 2. Vital Status of Add Health Wave I Sample Members, as of December 31, 2019

Vital Status Classification	Count (%)
Alive	20,205 (97.4)
Deceased	540 (2.6)
Total	20,745 (100)

4. Data Files

Mortality Outcomes Surveillance, Part I data sets are available as SAS XPORT (.xpt) files (Table 3).

Table 3. Add Health Mortality Outcomes Surveillance, Part I Data Files

File Name	File Description	N
NDI19i	Individual vital status and underlying cause of death	20,745*
NDI19c	Ordered cause of death	540†
NDI19p1	All coded causes of death, including entity-axis codes	540†
NDI19p2	All coded causes of death, including record-axis codes	540†

*Sample members. †Decedents.

4.1 International Classification of Diseases, Ninth and Tenth Revisions (ICD-9 and ICD-10)

Before 1999, NDI used the World Health Organization’s International Classification of Diseases, Ninth Revision (ICD-9) to code causes of death. In 1999, NDI adopted codes from the Tenth Revision (ICD-10). Because some sample members died before 1999 (n=42), their causes of death were originally recorded using the ICD-9 format. To maintain consistency within and across years, Add Health converted all ICD-9 codes to ICD-10 codes using the 2018 General Equivalence Mappings created by the National Center for Health Statistics under authorization by the World Health Organization.⁶

4.2 Entity-Axis and Record-Axis Codes

Included in the datasets are both entity- and record-axis codes. Entity-axis codes are assigned with minimum regard to other conditions present on the death certificate, while record-axis codes are assigned with respect to all other conditions on the death certificate.⁷ Please see Appendix A for a full explanation of entity- and record-axis codes as well as the analytical implications for each.

4.3 Code Interpretation

The underlying and contributing cause of death codes in these data files are represented by specific ICD-10 codes (or ranges of ICD-10 codes) that reflect the 2019 ICD-10 classification hierarchy used by the World Health Organization. The higher-level, hierarchical classifications are aggregations of more specific, lower-level ICD-10 subclassifications. The reported level of specificity depends upon the frequencies of ICD-10 codes in the data file. They had to be high enough to preclude identification of decedents.

Add Health is directed by Robert A. Hummer and funded by the National Institute on Aging cooperative agreements U01 AG071448 (Hummer) and U01AG071450 (Aiello and Hummer) at the University of North Carolina at Chapel Hill. Waves I-V data are from the Add Health Program Project, grant P01 HD31921 (Harris) from Eunice Kennedy Shriver National Institute of Child Health and Human Development (NICHD), with cooperative funding from 23 other federal agencies and foundations. Add Health was designed by J. Richard Udry, Peter S. Bearman, and Kathleen Mullan Harris at the University of North Carolina at Chapel Hill (<http://www.cpc.unc.edu/addhealth>).

For instance, Add Health sample members who have Renal Failure as an underlying or contributing cause of death fall within the N17 to N19 classification. If the more specific subclassifications comprising this group appear infrequently in the data, then the ICD-10 range N17-N19 is reported. If the subclassification of chronic kidney disease (N18) appears frequently enough in the data, then it is reported as such and the remaining decedents for whom renal failure contributed to their death is also reported separately as either N17 or N19 (N17/N19), representing the subset excluding chronic kidney disease (N18). If, however, the number of decedents in the N17-N19 category is too infrequent, then this classification is suppressed.

ICD-10 codes consist of both characters and numbers. In addition to being alphanumeric, reporting the range of codes defining higher levels of the classification hierarchy introduces additional characters in the form of punctuation marks, specifically the forward slash (/) and hyphen (-). To simplify and standardize reporting in two of these Add Health data files, each ICD-10 code or grouping present in the file is represented by a number starting at one and increasing sequentially to the total number of classifications for a given variable. Please consult the codebooks to link these numeric values to their corresponding ICD-10 code or group.

In addition to the number representing an ICD-10 code or group, these files employ special reserve codes to distinguish different types of missing data. Such codes consist of a leading nine or series of nines, depending on the maximum length of the variable's non-missing values. The number of nines equals that length. The trailing digit (a two, six, or seven) indicates the particular type of missingness. A nine or series of nines followed by a two denotes unclassifiable data. Nine or nines preceding a six identify suppressed data. Data suppression occurred when a particular ICD-10 code appeared infrequently in the data, posing a potential threat to decedent anonymity. A seven in the last position of a reserve code indicates that the data field is not applicable or expected to have data.

All special reserve codes in these data have a length of either two or three digits (**Table 4**).

Table 4. Special Reserve Codes

Code	Description
92, 992	Unclassifiable data
96, 996	Suppression, mitigated risk of re-identification
97, 997	Not applicable, expected missing value in source

4.4 Individual Vital Status Underlying Cause of Death File (NDI19i)

4.4.1 Structure

Add Health cause of death data are provided as a SAS XPORT file comprised of 12 variables (**Table 5**). This data file contains one record for each of the 20,745 Add Health sample members from Wave I, whether living or deceased. Use the vital status variable, NDIVS19, to distinguish these classifications. Please consult the accompanying codebook for a description of this variable's values.

4.4.2 Format

This file provides the underlying cause of death reported for each decedent. The particular ICD-10 code listed is represented by a numeric sequence ranging from one to the total number of unique underlying cause of death codes appearing in the file. Refer to the codebook to identify the ICD-10 codes represented by these numbers.

4.4.3 Content

Table 5. NDI19i Data Set Variable Names and Labels

Variable Name	Variable Label
AID	Sample member's identifier
NDIVS19	Sample member's vital status, 2019
NDIDD19M	Date of death (month), 2019
NDIDD19Y	Date of death (year), 2019
NDIDI19M	Most recent interview date mm, 2019
NDIDI19Y	Most recent interview date yyyy, 2019
NDIDS19M	Most recent NDI search date mm, 2019
NDIDS19Y	Most recent NDI search date yyyy, 2019
NDICV199	ICD-9 Code converted to ICD-10 Code version, 2019
NDICOD19	Underlying cause of death code: ICD codes (10th Revision), 2019
NDIET19	Number of entity-axis conditions, 2019
NDIRT19	Number of record-axis conditions, 2019

4.5 Ordered Cause of Death File (NDI19c)

4.5.1 Structure

Entity- and record-axis codes reported by NDI for each decedent in the Add Health sample appear in the ordered cause of death file. Unlike the previously described individual vital status and underlying cause of death file, this file contains only Add Health sample members confirmed as deceased. The file is arranged hierarchically, by axis code. Therefore, each decedent may have multiple records depending on the maximum number of entity- and record-axis codes recorded by NDI. Consequently, the file contains 1,745 records, which exceeds the number of decedents, 540. The sequence of the decedent's records reflects the order in which the entity- and record-axis codes were reported in the NDI record. Therefore, the first entity-axis code reported in a given decedent's NDI record appears in their first row, while the second entity-axis code in the NDI record appears in their second row, et cetera. The record-axis codes are reported similarly. The variables describing the location of entity-axis codes on the death certificate, NDIEL19 and NDIES19, reflect the order of the reported entity-axis codes. This arrangement reduces the extent of table cells populated by missing data.

4.5.2 Format

Each entity- and record-axis code is represented by a numeric sequence ranging from 1 to the total number of unique codes of each axis appearing in the file. Refer to the codebook to identify ICD-10 codes represented by these numbers.

All three types of missing data described previously appear in this file. Missing data primarily result from the number of reported entity-axis codes not equaling the number of reported record-axis codes. In this event, not-applicable reserve codes, described earlier as a series of nines followed by a seven, populate the missing cells. In this file, 997 denotes this type of missing data. For instance, if a record has a total of three entity-axis codes and two record-axis codes, the decedent will be represented by a total of three records. All three will have ICD-10 codes reported for the variable NDIEC19, which provides the entity-axis codes; however, only the first two records of the three total will contain ICD-10 codes for variable NDIRC19, which supplies the record-axis codes. The third row of NDIRC19 will equal 997, a reserve code that is particularly common in this file.

4.5.3 Content

Table 6. NDI19c Data Set Variable Names and Labels

Variable Name	Variable Label
AID	Sample member's identifier
NDIVS19	Sample member's vital status, 2019
NDICV919	ICD-9 Code converted to ICD-10 Code version, 2019
NDIEL19	Entity-Axis condition codes, Part/line number on certificate, 2019
NDIES19	Entity-Axis conditions code, Sequence of condition within part/line code range: 1–7, 2019
NDIEC19	Entity-Axis condition code, 2019
NDIRC19	Record-Axis condition code, 2019

4.6 All Coded Causes of Death File, Including Entity-Axis Codes (NDI19p1)

4.6.1 Structure

Unlike the previously described files, NDI19P1 only contains one record for each of the 540 known decedents. The variable AID uniquely identifies each sample decedent, while NDIVS19 provides confirmation that the record belongs to a verified decedent. The remaining 86 variables report all the underlying cause of death and entity-axis codes appearing in the NDI source file. Functioning as dummy variables, zero represents the absence of a code on the decedent's death certificate, while one denotes the presence of one.

4.6.2 Format

Due to this file's structure, only two types of missingness exist: unclassifiable data (92) and value suppression as part of deductive disclosure mitigation. Value suppression appears as a distinct variable,

not as the special reserve code of 96, and a one in this field indicates that the decedent had one or more underlying cause of death or entity-axis codes suppressed.

4.6.3 Content

Table 7. NDI19p1 Data Set Variable Names and Labels

Variable Name	Variable Label
AID	Sample member's identifier
NDIVS19	Sample member's vital status, 2019
NDI00119	A00-A28/A50-B19/B25-B99
NDI00219	A30-A49
NDI00319	B20-B23
NDI00419	B24
NDI00519	C00-C14/C30-C75
NDI00619	C15-C26
NDI00719	C76-C80
NDI00819	C81-C96
NDI00919	D50-D89
NDI01019	E00-E07/E15-E65/E67-E90
NDI01119	E10-E14
NDI01219	E66
NDI01319	F00-F09/F20-F99
NDI01419	F10
NDI01519	F11-F17/F18-F19
NDI01619	F17.9
NDI01719	G00-G92/G94-G99
NDI01819	G93
NDI01919	I00-I09/I20/I22-I24/I25.2-I25.6/I25.8/I25.9/I26-I28/I70-I99
NDI02019	I10
NDI02119	I11-I15
NDI02219	I21
NDI02319	I25.0
NDI02419	I25.1
NDI02519	I30-I41/I43-I45/I46.0/I46.1/I47-I49/I52
NDI02619	I42
NDI02719	I46.9
NDI02819	I50
NDI02919	I51
NDI03019	I60-I69
NDI03119	J00-J06/J20-J94
NDI03219	J09-J18
NDI03319	J95-J99
NDI03419	K00-K67/K80-K93
NDI03519	K70-K77
NDI03619	M30-M36
NDI03719	N17/N19
NDI03819	N18

Continued on next page →

Add Health is directed by Robert A. Hummer and funded by the National Institute on Aging cooperative agreements U01 AG071448 (Hummer) and U01AG071450 (Aiello and Hummer) at the University of North Carolina at Chapel Hill. Waves I-V data are from the Add Health Program Project, grant P01 HD31921 (Harris) from Eunice Kennedy Shriver National Institute of Child Health and Human Development (NICHD), with cooperative funding from 23 other federal agencies and foundations. Add Health was designed by J. Richard Udry, Peter S. Bearman, and Kathleen Mullan Harris at the University of North Carolina at Chapel Hill (<http://www.cpc.unc.edu/addhealth>).

Table 7. NDI19p1 Data Set Variable Names and Labels (continued)

Variable Name	Variable Label
NDI03919	R00-R07/R10-R49/R70-R98
NDI04019	R09
NDI04119	R50-R69
NDI04219	R99
NDI04319	S00-S08/S09.0-S09.2/S09.7/S09.8
NDI04419	S01.0-S01.5/S01.7/S01.8
NDI04519	S01.9
NDI04619	S09.9
NDI04719	S10-S19
NDI04819	S20/S22-S28/S29.0/S29.7/S29.8
NDI04919	S21
NDI05019	S29.9
NDI05119	S30-S35/S37-S39
NDI05219	S36
NDI05319	S40-S99/T08/T10-T13/T15-T35/T79/T90-T98
NDI05419	T07
NDI05519	T09
NDI05619	T14
NDI05719	T36-T39/T41-T49/T50.0-T50.8
NDI05819	T40.1
NDI05919	T40.2
NDI06019	T40.3/T40.6-T40.9
NDI06119	T40.4
NDI06219	T40.5
NDI06319	T50.9
NDI06419	T51-T65
NDI06519	T66-T70/T73-T78
NDI06719	T80-T88
NDI06819	V01-V09
NDI06919	V10-V39/V50-V79/V90-V99
NDI07019	V40-V48
NDI07119	V49
NDI07219	V87
NDI07319	V89.2
NDI07419	W00-X39/X50-X59
NDI07519	X40-X41/X43/X46-X49
NDI07619	X42
NDI07719	X44
NDI07819	X45
NDI07919	X60-X69/X71-X73/X75-X84
NDI08019	X70
NDI08119	X74
NDI08219	X85-X94/X96-Y09
NDI08319	X95
NDI08419	Y10-Y36/Y85-Y98

Continued on next page →

Table 7. NDI19p1 Data Set Variable Names and Labels (continued)

Variable Name	Variable Label
NDI08519	Y40-Y84
NDI08619	996: SUPPRESSED

4.7 All Coded Causes of Death File, Including Record-Axis Codes (NDI19p2)

4.7.1 Structure

Similar to the previously described entity-axis code file, NDI19P2 contains 540 total observations, one for each known decedent. The variable AID uniquely identifies each of these sample members, while NDIVS19 provides confirmation that the record belongs to a verified decedent. The remaining 81 variables report all the underlying cause of death and record-axis codes that appear in the NDI source file. Functioning as dummy variables, zero represents the absence of a code on the decedent’s death certificate, while one denotes the presence of a code.

4.7.2 Format

As with the entity-axis file, this file only has two types of missingness: unclassifiable data unknown code (92) and value suppression as part of deductive disclosure mitigation. Value suppression appears as a distinct variable, not as the special reserve code of 96, and indicates that the decedent had one or more underlying cause of death or record-axis codes suppressed.

4.7.3 Content

Table 8. NDI19p2 Data Set Variable Names and Labels

Variable Name	Variable Label
AID	Sample member’s identifier
NDIVS19	Sample member’s vital status, 2019
NDI00119	A00-A28/A50-B19/B25-B99
NDI00219	A30-A49
NDI00319	B20-B24
NDI00419	C00-C14/C30-C75
NDI00519	C15-C26
NDI00619	C76-C80
NDI00719	C81-C96
NDI00819	D50-D89
NDI00919	E00-E07/E15-E65/E67-E90
NDI01019	E14
NDI01119	E66
NDI01219	F00-F09/F20-F99
NDI01319	F108
NDI01419	F11-F17/F18-F19
NDI01519	F17.9
NDI01619	G00-G92/G94-G99
NDI01719	G93

Continued on next page →

Add Health is directed by Robert A. Hummer and funded by the National Institute on Aging cooperative agreements U01 AG071448 (Hummer) and U01AG071450 (Aiello and Hummer) at the University of North Carolina at Chapel Hill. Waves I-V data are from the Add Health Program Project, grant P01 HD31921 (Harris) from Eunice Kennedy Shriver National Institute of Child Health and Human Development (NICHD), with cooperative funding from 23 other federal agencies and foundations. Add Health was designed by J. Richard Udry, Peter S. Bearman, and Kathleen Mullan Harris at the University of North Carolina at Chapel Hill (<http://www.cpc.unc.edu/addhealth>).

Table 8. NDI19p2 Data Set Variable Names and Labels (continued)

Variable Name	Variable Label
NDI01819	I00-I09/I26-I28/I70-I99
NDI01919	I10
NDI02019	I11-I15
NDI02119	I20-I24/I25.2-I25.6/I25.8/I25.9
NDI02219	I25.0
NDI02319	I25.1
NDI02419	I30-I41/I43-I45/I46.0/I46.1/I47-I49/I52
NDI02519	I42
NDI02619	I46.9
NDI02719	I50
NDI02819	I51
NDI02919	I60-I69
NDI03019	J00-J06/J20-J94
NDI03119	J18
NDI03219	J95-J99
NDI03319	K00-K67/K80-K93
NDI03419	K70-K77
NDI03519	N17-N19
NDI03619	R00-R07/R10-R49/R70-R98
NDI03719	R09
NDI03819	R50-R69
NDI03919	R99
NDI04019	S00-S08/S09.0-S09.2/S09.7/S09.8
NDI04119	S01.0-S01.5/S01.7/S01.8
NDI04219	S01.9
NDI04319	S09.9
NDI04419	S10-S19
NDI04519	S20/S22-S28/S29.0/S29.7/S29.8
NDI04619	S21
NDI04719	S29.9
NDI04819	S30-S35/S37-S39
NDI04919	S36
NDI05019	S40-S99/T08/T10-T13/T15-T35/T79-T98
NDI05119	T07
NDI05219	T09
NDI05319	T14
NDI05419	T36-T39/T41-T49/T50.0-T50.8
NDI05519	T40.1
NDI05619	T40.2
NDI05719	T40.3/T40.6-T40.9
NDI05819	T40.4
NDI05919	T40.5
NDI06019	T50.9
NDI06119	T51-T65

Continued on next page →

Add Health is directed by Robert A. Hummer and funded by the National Institute on Aging cooperative agreements U01 AG071448 (Hummer) and U01AG071450 (Aiello and Hummer) at the University of North Carolina at Chapel Hill. Waves I-V data are from the Add Health Program Project, grant P01 HD31921 (Harris) from Eunice Kennedy Shriver National Institute of Child Health and Human Development (NICHD), with cooperative funding from 23 other federal agencies and foundations. Add Health was designed by J. Richard Udry, Peter S. Bearman, and Kathleen Mullan Harris at the University of North Carolina at Chapel Hill (<http://www.cpc.unc.edu/addhealth>).

Table 8. NDI19p2 Data Set Variable Names and Labels (continued)

Variable Name	Variable Label
NDI06219	T66-T70/T73-T78
NDI06319	T71
NDI06419	V01-V09
NDI06519	V10-V39/V50-V79/V90-V99
NDI06619	V40-V48
NDI06719	V49
NDI06819	V87
NDI06919	V89.2
NDI07019	W00-X39/X50-X59
NDI07119	X40-X41/X43/X46-X49
NDI07219	X42
NDI07319	X44
NDI07419	X45
NDI07519	X60-X69/X71-X73/X75-X84
NDI07619	X70
NDI07719	X74
NDI07819	X85-X94/X96-Y09
NDI07919	X95
NDI08019	Y10-Y98
NDI08119	996: SUPPRESSED

5. List of Appendices

Appendix A - Coded Causes of Death: Explanation of underlying cause of death classification and entity and record axis conditions⁷

Appendix B - NDI User's Guide: Pertinent excerpts⁸

Appendix C - ICD-10 Codes: ICD-10 underlying and multiple cause of death codes⁹

6. References

¹National Longitudinal Study of Adolescent to Adult Health. Codebooks. PDF Codebooks for the Add Health Restricted-Use Data. Available at <https://addhealth.cpc.unc.edu/documentation/codebooks>.

²Biemer P, Carson C, Considine K, Murphy J, Powell R. (2020). Add Health Wave V Final Report Volume 1. Research Triangle Park, NC.

³The ARIC investigators. The Atherosclerosis Risk in Communities (ARIC) Study: design and objectives. *Am J Epidemiol* 1989;129(4):687-702.

⁴White AD, Folsom AR, Chambless LE, Sharret AR, Yang K, Conwill D, Higgins M, Williams OD, Tyroler HA. Community surveillance of coronary heart disease in the Atherosclerosis Risk in Communities (ARIC) Study: methods and initial two years' experience. *J Clin Epidemiol* 1996;49(2):223-33.

⁵National Death Index Linkage Access for NIH-Supported Investigators (NOT-OD-20-057) Available at <https://grants.nih.gov/grants/guide/notice-files/NOT-OD-20-057.html>.

⁶Centers for Disease Control, National Center for Health Statistics. (2018). General Equivalence Mappings (GEMS). Retrieved from <https://www.cdc.gov/nchs/icd/icd10cm.htm>.

⁷National Center for Health Statistics. (n.d.). National Death Index Coded Causes of Death. Hyattsville, MD.

⁸National Center for Health Statistics. (2013). National Death Index User's Guide. Hyattsville, MD.

⁹Centers for Disease Control, National Center for Health Statistics. (n.d.). ICD-10 Classification of Diseases and Injuries. Retrieved from <http://www.cdc.gov/nchs/data/dvs/Volume-1-2005.pdf>.

Appendix A

Coded Causes of Death

Data on causes of death are released by NCHS in a variety of ways including published reports, special tabulations to answer data requests, and public-use data sets. Since the inception of the multiple cause-of-death program in 1968, a public-use data set has been released for each data year. Each set contains a data record for all deaths processed by NCHS, including the underlying and multiple causes of death. For deaths occurring from 1979 to 1998, each record which NDI *Plus* links with the annual NCHS cause of death data set contains an underlying cause of death field and two sets of multiple cause of death fields which have been coded using the Ninth Revision of the International Classification of Disease, ICD-9. Beginning in 1999, **ICD-10** codes are used. The two sets of multiple cause of death fields can contain up to 20 cause of death codes. These two sets of multiple cause of death fields are referred to as "entity-axis codes" and "record-axis codes" (which are described below). The NDI *Plus* records contain the complete level of detail coded by NCHS except where precluded by NCHS and state confidentiality restrictions, lack of data reliability, or when data are not available.

Lists of the ICD-9 and ICD-10 codes can be found in two separate files in the CD containing your NDI results. The complete, detailed ICD-9 and ICD-10 coding manuals can be found at the following URL's:

ICD-9 ftp://ftp.cdc.gov/pub/Health_Statistics/NCHS/Publications/ICD-9/

ICD-10 <http://www.cdc.gov/nchs/data/dvs/Volume-1-2005.pdf>

Underlying Cause of Death Classification

Since 1949 cause-of-death statistics have been based on the underlying cause of death, which is defined as "(a) the disease or injury which initiated the train of events leading directly to death, or (b) the circumstances of the accident or violence which produced the fatal injury".¹

For each death the underlying cause is selected from an array of conditions reported in the medical certification section on the death certificate. This section provides a format for entering the cause of death sequentially. The conditions are translated into medical codes through the use of the classification structure and the selection and modification rules contained in the applicable revision of the International Classification of Diseases (ICD), published by the World Health Organization (WHO). Selection rules provide guidance for systematically identifying the underlying cause of death. Modification rules are intended to improve the usefulness of mortality statistics by giving preference to certain classification categories over others and/or to consolidate two or more conditions on the certificate into one classification category.

As a statistical datum, underlying cause of death is a simple, one-dimensional statistic; it is conceptually easy to understand and a well-accepted measure of mortality. It identifies the initiating cause of death and is therefore most useful to public health officials in developing measures to prevent the onset of the

¹ World Health Organization. Manual of the International Statistical Classification of Diseases, Injuries, and Causes of Death, based on the recommendations of the Ninth Revision Conference, 1975. Geneva: World Health Organization, 1977.

chain of events leading to death. The rules for selecting the underlying cause of death are included in ICD as a means of standardizing classification, which contributes toward comparability and uniformity in mortality medical statistics among countries.

Automated selection of underlying cause of death

Before data year 1968, mortality medical data were based on manual coding of an underlying cause of death for each certificate in accordance with WHO rules. Effective with data year 1968, NCHS converted to computerized coding of the underlying cause and manual coding of all causes (multiple causes) on the death certificate. This system is called Automated Classification of Medical Entities (ACME). The multiple cause codes serve as inputs to the ACME software that employs WHO rules to select the underlying cause. Most states also have implemented ACME and provide multiple cause and underlying cause data to NCHS in electronic form.

The ACME system applies the same rules for selecting the underlying cause as would be applied manually by a nosologist; however, under this system, the computer consistently applies the same criteria, thus eliminating intercoder variation in this step of the process. The ACME computer program requires the coding of all conditions shown on the medical certification. These codes are matched automatically against decision tables that consistently select the underlying cause of death for each record according to the international rules. The decision tables provide the comprehensive relationships among the conditions classified by ICD when applying the rules of selection and modification. The decision tables were developed by NCHS staff on the basis of their experience in coding underlying causes of death under the earlier manual coding system and as a result of periodic independent validations. These tables periodically are updated to reflect additional new information on the relationship among medical conditions. For data year 1988, these tables were amended to incorporate minor changes to the previously mentioned classification for HIV infection (ICD-9 codes *042-*044) that originally had been implemented with data year 1987.

Beginning with data year 1990, another computer system was implemented. This system, called "Mortality Medical Indexing, Classification, and Retrieval" (MICAR), automates the coding of the multiple causes of death. The MICAR system is a major and logical step forward in the evolution of processing mortality data. MICAR takes advantage of the increasing capabilities of electronic data processing to produce information that is more consistently handled than manually processed information. In addition, MICAR provides more detailed information on the conditions reported on death certificates than is available in the ICD classification. Beginning with data year 1993, another computer system was implemented for automating cause-of-death coding. This system, called SuperMICAR, is an enhancement of the MICAR system, which allows for total literal entry of the multiple cause-of-death text as reported by the certifier. This information is automatically coded by the MICAR and ACME computer systems. Records that SuperMICAR is unable to process are coded manually and then processed using ACME.

Multiple Cause Data

The original scheme for coding conditions contained on the death certificate was designed with two objectives in mind. First, to facilitate etiological studies of the relationships among conditions, it was necessary to reflect accurately in coded form each condition and its location on the certification in the exact manner given by the certifier. Secondly, the codification needed to be carried out in a manner by

Add Health is directed by Robert A. Hummer and funded by the National Institute on Aging cooperative agreements U01 AG071448 (Hummer) and U01AG071450 (Aiello and Hummer) at the University of North Carolina at Chapel Hill. Waves I-V data are from the Add Health Program Project, grant P01 HD31921 (Harris) from Eunice Kennedy Shriver National Institute of Child Health and Human Development (NICHD), with cooperative funding from 23 other federal agencies and foundations. Add Health was designed by J. Richard Udry, Peter S. Bearman, and Kathleen Mullan Harris at the University of North Carolina at Chapel Hill (<http://www.cpc.unc.edu/addhealth>).

which the underlying cause-of-death could be assigned through computer applications. The approach was to suspend the linkage provisions of the ICD for the purpose of condition coding and code each entity with minimum regard to other conditions present on the certification. This general approach is hereafter called entity coding.

Unfortunately, the set of multiple cause codes produced by entity coding is not conducive to a third objective--the generation of person based multiple cause statistics. Person based analysis requires that each condition be coded within the context of every other condition on the same certificate and modified or linked to such conditions as provided by ICD-9. By definition, the entity data cannot meet this requirement since the linkage provisions distort the character and placement of the information originally recorded by the certifying physician.

Since the two objectives are incompatible, the Division of Vital Statistics creates from the original set of entity codes a new code set called record axis multiple cause data. Essentially, the axis of classification is converted from an entity basis to a record (or person) basis. The record axis codes are assigned in terms of the set of codes that best describe the overall medical certification portion of the death certificate.

This translation is accomplished by a computer system called TRANSAX (TRANSLATION OF AXIS) through selective use of traditional linkage and modification rules for mortality coding. Underlying cause linkages which simply prefer one code over another for purposes of underlying cause selection are not included. Each entity code on the record is examined and modified or deleted as necessary to create a set of codes which are free of contradictions and are the most precise within the constraints of ICD-9 and medical information on the record. Repetitive codes are deleted. The process may (1) combine two entity axis categories together to a new category thereby eliminating a contradiction or standardizing the data; or (2) eliminate one category in favor of another to promote specificity of the data or resolve contradictions. The following examples from ICD-9 illustrate the effect of this translation:

Case 1: When reported on the same record as separate entities, cirrhosis of liver and alcoholism are coded to 5715 (cirrhosis of liver without mention of alcohol) and 303 (alcohol dependence syndrome). Tabulation of records with 5715 would on the surface falsely imply that such records had no mention of alcohol. A preferable codification would be 5712 (alcoholic cirrhosis of liver) in lieu of both 5715 and 303.

Case 2: If "gastric ulcer" and "bleeding gastric ulcer" are reported on a record they are coded to 5319 (gastric ulcer, unspecified as acute or chronic, without mention of hemorrhage or perforation) and 5314 (gastric ulcer, chronic or unspecified, with hemorrhage). A more concise codification would be to code 5314 only since the 5314 shows both the gastric ulcer and the bleeding.

Entity Axis Codes

The original conditions coded for selection of the underlying cause-of-death are reformatted and edited prior to releasing the data to the public. The following paragraphs describe the *format* and *application* of entity axis data.

Entity Axis Code Format

Each entity-axis code is displayed as an overall seven byte code with subcomponents as follows:

Add Health is directed by Robert A. Hummer and funded by the National Institute on Aging cooperative agreements U01 AG071448 (Hummer) and U01AG071450 (Aiello and Hummer) at the University of North Carolina at Chapel Hill. Waves I-V data are from the Add Health Program Project, grant P01 HD31921 (Harris) from Eunice Kennedy Shriver National Institute of Child Health and Human Development (NICHD), with cooperative funding from 23 other federal agencies and foundations. Add Health was designed by J. Richard Udry, Peter S. Bearman, and Kathleen Mullan Harris at the University of North Carolina at Chapel Hill (<http://www.cpc.unc.edu/addhealth>).

- Line indicator: The first byte represents the line of the certificate on which the code appears. Six lines (1-6) are allowable with the fourth and fifth denoting one or two written in "due to"s beyond the three lines provided in Part I of the U.S. standard certificate of death. Line "6" represents Part II of the certificate.
- Position indicator: The next byte indicates the position of the code on the line, i.e., it is the first (1), second (2), third (3), eighth (8) code on the line.
- Cause category: The next four bytes represent the ICD-9 or ICD-10 cause code.
- Nature of injury flag: **ICD-9** uses the same series of numbers (800-999) to indicate nature of injury (N codes) and external cause codes (E codes). This flag distinguishes between the two with a one (1) representing nature of injury codes and a zero (0) representing all other cause codes. (NOTE: **ICD-10** nature of injury codes are S000 – T983 and do not have a flag of one (1) at the seventh position. The seventh position is blank.)

A maximum of 20 of these seven byte codes are captured on a record for multiple cause purposes. This may consist of a maximum of 8 codes on any given line with up to 20 codes distributed across three or more lines depending on where the subject conditions are located on the certificate. Codes may be omitted from one or more lines, e.g., line 1 with one or more codes, line 2 with no codes, line 3 with one or more codes.

In writing out these codes, they are ordered as follows:

line 1 first code, line 1 second code, line 1 third code, etc.
 line 2 first code, line 2 second code, line 2 third code, etc.
 line 3 first code, line 3 second code, line 3 third code, etc.
 line 4 first code, line 4 second code, line 4 third code, etc.
 line 5 first code, line 5 second code, line 5 third code, etc.
 line 6 first code, line 6 second code, line 6 third code, etc.

Fields without codes are left blank. The specifics of locations are contained in the record layout given in Sections II and III of this document.

Entity Axis Applications

The entity axis multiple cause data set is appropriate to analyses which require that each condition be coded as a stand alone entity without linkage to other conditions and/or require information on the placement of such conditions in the certificate. Within this framework, the entity data are appropriate to the examination of etiological relationships among conditions, accuracy of certification reporting, and the validity of traditional assumptions in underlying cause selection. Additionally, the entity data provide in certain categories a more detailed code assignment which is linked out in the creation of record axis data. Where such detail is needed for a study, the user should selectively employ entity data. Finally, the researcher may not wish to be bound by the assumptions used in the axis translation process preferring rather to investigate hypotheses of his own predilection.

By definition, the main limitation of entity axis data is that an entity code does not necessarily reflect the best code for a condition when considered within the context of the medical certification as a whole. As a result certain entity codes can be misleading or even contradict other codes in the record. For example,

ICD-9 code 5750 is titled "Acute cholecystitis without mention of calculus". Within the framework of entity codes this is interpreted to mean that the codable entity itself contained no mention of calculus rather than that calculus was not mentioned anywhere on the record. Tabulation of records with a "5750" as a count of persons having acute cholecystitis without mention of calculus would therefore be erroneous. This illustrates the fact that under entity coding the ICD-9 (or ICD-10) titles cannot be taken literally. The user must study the rules for entity coding as they relate to his/her research prior to utilization of entity data. The user is further cautioned that the inclusion notes in ICD-9 (or ICD-10) which relate to modifying and combining categories are seldom applicable to entity coding.

In tabulating the entity axis data, one may count codes with the resultant tabulation of an individual code representing the number of times the disease(s) represented by the code appears in the data set. In this kind of tabulation of morbid condition prevalence, the counts among categories may be added together to produce counts for groups of codes. Alternatively, subject to the limitations given above, one may count persons having mention of the disease represented by a code or codes. In this instance it is not correct to add counts for individual codes to create person counts for groups of codes. Since more than one code in the researcher's interest may appear together on the certificate, totaling must account for higher order interactions among codes. Up to 20 codes may be assigned on a record; therefore, a 20-way interaction is theoretically possible. All totaling must be based on mention of one or more of the categories under investigation.

Record Axis Codes

The record axis multiple cause data are the basis for NCHS core multiple cause tabulations. The following paragraphs describe the *format* and *application* of record axis data.

Record Axis Code Format

Each record (or person) axis code is displayed in five (5) bytes. Location information is not relevant. The Code consists of the following components:

- Cause category: The first four bytes represent the ICD-9 or ICD-10 cause code.
- Nature of injury flag: For **ICD-9** codes, the last byte contains a 0 or 1 with the 1 indicating that the cause is a nature of injury category. (NOTE: **ICD-10** nature of injury codes are S000 – T983 and do not have a flag in the last byte. The last byte is blank.)

Again, a maximum of 20 codes are captured on a record for multiple cause purposes. The codes are written in a 100-byte field in ascending code number (5 bytes) order with any unused bytes left blank. The record axis codes are edited for rare causes and age/cause and sex/cause compatibility. Likewise, individual code validity is checked. The valid code set for record axis coding is the same as that for entity coding.

Record Axis Applications

The record axis multiple cause data set is the basis for NCHS core multiple cause tabulations. Location of codes is not relevant to this data set and conditions have been linked into the most meaningful categories for the certification. The most immediate consequence for the user is that the codes on the record already represent mention of a disease assignable to that particular ICD-9 or ICD-10 category. This is in

contrast to the entity code which is assigned each time such a disease is reported on two different lines of the certification. Secondly, the linkage implies that within the constraints of ICD the most meaningful code has been assigned. The translation process creates for the user a data set which is edited for contradictions, duplicate codes, and imprecisions. In contrast to entity axis data, record axis data are classified in a manner comparable to underlying cause of death classification thereby facilitating joint analysis of these variables. Likewise, they are comparable to general morbidity coding where the linkage provisions of ICD are usually utilized. A potential disadvantage of record axis data is that some detail is sacrificed in a number of the linkages.

The user can take the record axis codes as literally representing the information conveyed in ICD category titles. While knowledge of the rules for combining and linking and coding conditions is useful, it is not a prerequisite to meaningful analysis of the data as long as one is willing to accept the assumptions of the axis translation process. The user is cautioned, however, that due to special rules in mortality coding, not all linkage notes in ICD are utilized.

The user should proceed with caution in using record axis data to count conditions as opposed to people with conditions since linkages have been invoked and duplicate codes have been eliminated. As with entity data, person based tabulations which combine individual cause categories must take into account the possible interaction of up to 20 codes on a single certificate.

ICD-9 AND ICD-10 RECODES

For purposes of publishing data on causes of death over the period 1979-1998, NCHS groups the data for selected ICD cause of death codes. Consequently each cause of death code is provided with a “recode” to indicate which group or data category a particular cause of death is associated with. There are separate lists of recodes for ICD-9 and ICD-10. These lists appear on two separate files on the CD that contains your NDI results.

Listed below are 3 sets of **ICD-9 recodes**. These recodes are included in your NDI results in data fields next to the ICD-9 underlying cause of death code.

282 recodes of selected causes of death

72 recodes of selected causes of death

61 recodes of selected causes of infant deaths

IMPORTANT: ICD-10 recodes are used for deaths occurring *after* 1998 and appear in a separate file entitled **ICD-10 Recodes** on you NDI results CD.. The ICD-10 recodes are positioned in the same data fields used for the ICD 9 recodes; however, the ICD-9 recodes change as follows:

282 (ICD-9) recodes become the **358** (ICD-10) recodes.

72 (ICD-9) recodes become the **113** (ICD-10) recodes.

61 (ICD-9) recodes become the **130** (CD-10) recodes.

Appendix B

NDI User's Guide (beginning on the next page)

National Death Index



User's Guide



Centers for Disease
Control and Prevention
National Center for
Health Statistics

1. What year(s) of death do you want to search?
(If you are submitting MCRRS, THAN CRSE FILE, submit
a separate NDI Transmittal Form for each file. Contact
NDI staff if you are not sure which years are currently
available.)

2. Is this a REVISED data submission to correct errors from a previous submission?

Date sent to NCHS: _____ (100 character records)

3. TOTAL number of study subjects: _____ (do not charge)



NDI DATA USE RESTRICTIONS

The Public Health Service Act (42 U.S.C. 242m) provides in Section 308(d) that the data collected by the National Center for Health Statistics (NCHS), Centers for Disease Control and Prevention (CDC), may be used only for the purpose of health statistical reporting and analysis.

Each National Death Index (NDI) applicant (plus other parties involved in the study or project) provides NCHS with confidentiality assurances that information obtained from NDI, state death records, and death record follow-back investigations will not be published or released in any form if a particular individual or establishment supplying the information or described in it is **identifiable**.

Furthermore, the applicant has assured NCHS that the identifying information:

1. Will be used only for statistical purposes in medical and health research.
2. Will not be used as a basis for legal, administrative, or other actions which may directly affect those particular individuals or establishments as a result of their specific identification in the study or project.
3. Will be used only for the study or project described in the approved NDI Application Form.

As an added precaution, it is strongly recommended that you destroy any identifiable death record information, especially coded causes of death, associated with those NDI record matches that you subsequently determine to be FALSE matches. Such information is of no value to your study activities and is best protected if it is deleted from your computer files or shredded.

It is also important that you notify NCHS whenever your organization receives (or expects to receive) a subpoena or court order for identifiable death record information obtained as a result of using NDI. NCHS will do everything possible to assist in protecting the confidentiality of the identifiable information.

NCHS Confidentiality and Data Security Provisions


NCHS assures each NDI user that the identifiable data submitted on the user's study subjects to NCHS are kept confidential and secure before, during, and after the NDI computer matches. The user's data are protected by the Public Health Service Act [42 U.S.C. 242m Section 308(d)], as well as by the federal Privacy Act of 1974, both of which stipulate that data may only be used for the user's proposed study and may not be released to other parties without the user's permission.

To help ensure that the federal provisions are upheld, all NCHS staff and contractors are required to complete annual confidentiality and data security training programs, and to sign an annual pledge that they will keep identifiable data confidential and that they understand the legal penalties to which they would be subject if they release such data to persons not entitled to receive the identifiable data.

For the NDI user's data, NDI requires the user to submit the identifiable data via express mail on a password-protected CD. The user's data and the NDI Search Results CD are returned to the user in the same manner. To perform the NDI search, an NDI programmer in the NCHS Hyattsville, Maryland, office submits the user's data to the CDC Computer Center in Atlanta via a Secure Data Network (SDN), and receives the NDI search results via the same SDN.

The NDI search is performed in a Windows environment on an isolated server dedicated solely to NCHS staff. Note that the data network, servers, and software applications have all been certified (i.e., have a CDC Authorization to Operate or ATO).

Access to the data is restricted to NDI staff. Furthermore, once NDI staff determine that an NDI search has been successfully completed, the backups of the NDI user's records and of the NDI search results are removed from both the server at the CDC computer center in Atlanta and from the NDI programmers' computers in Hyattsville.



Data Elements	Code Structure
---------------	----------------

Underlying Cause of Death
Code: ICD codes (9th or 10th Revisions)

Refer to Appendix B for more information about the Underlying Cause of Death Code and the recodes assigned by NCHS. (Note: The recodes are usually not used by researchers using NDI.)

(1) Sources: World Health Organization. Manual of the International Classification of Diseases, Injuries, and Causes of Death, based on recommendations of the Ninth Revision Conference, 1975. Geneva: World Health Organization. 1977.

(2) World Health Organization. International Statistical Classification of Diseases and Related Health Problems, Tenth Revision. Geneva: World Health Organization. 1992. (Refer to your *NDI Search Results* CD for files of all ICD codes.)

NOTE: Whenever the ICD code has four positions, an implied decimal occurs after the third position.

Also note that the ICD–9 codes for External Causes of Death are actually E800–E999; however, for data processing purposes, NCHS never includes the letter “E”. Any 800–999 codes are external cause codes. Do not confuse these external cause codes with the ICD–9 Nature of Injury codes (800–999), which can appear only in the multiple cause data fields for entity-axis conditions and for record-axis conditions. Nature of Injury codes are never used for the underlying cause of death.

282 ICD–9 or 358 ICD–10 Cause Recode	A recode of the ICD–9 or ICD–10 cause code into 282 or 358 groups for use in NCHS publications. Code ranges: ICD–9 (00100–35800), not inclusive; ICD–10 (00100– 45600), not inclusive.
---	---

Data Elements	Code Structure
72 ICD–9 or 113 ICD–10 Cause Recode	A recode of the ICD–9 or ICD–10 cause code into 72 or 113 groups for use in NCHS publications. Code ranges: ICD–9 (010–840), not inclusive; ICD–10 (001–135), not inclusive.
61 ICD–9 or 130 ICD–10 Infant Cause Recode	A recode of the ICD–9 or ICD–10 cause code into 61 or 130 groups for use in NCHS publications. Note that while records for all age groups will have a recode in this field (positions 192–194), the field is only applicable when compiling statistics on infants under age 1 year. Code ranges: ICD–9 (010–680), not inclusive; ICD–10 (001–158), not inclusive.
MULTIPLE CAUSES: ENTITY-AXIS CONDITIONS	
Number of Entity-Axis Conditions ENTITY-AXIS CONDITIONS Refer to Appendix B for more information on entity-axis codes (or conditions).	CODE RANGE:00–20 Space has been provided for a maximum of 20 conditions. Each condition takes 7 positions in the record. Records that do not have 20 conditions are blank in the unused positions or area. <u>Position 1:</u> Part/line number on certificate 1 Part I, line 1 (a) 2 Part I, line 2 (b) 3 Part I, line 3 (c) 4 Part I, line 4 (d) 5 Part I, line 5 (e) 6 Part II <u>Position 2:</u> Sequence of condition within part/line code range: 1–7 <u>Position 3–6:</u> Condition code NOTE: Whenever a four-position code occurs, an implied decimal always occurs after the third position. <u>Position 7:</u> Nature of Injury flag (only for ICD–9 codes) 1 Indicates that the code in positions 3–6 is a Nature of Injury ICD–9 code 0 All other codes
1st Condition	
2nd Condition	
3rd Condition	
4th Condition	
5th Condition	
6th Condition	
7th Condition	
8th Condition	

Data Elements	Code Structure
9th Condition	
10th Condition	
11th Condition	
12th Condition	
13th Condition	
14th Condition	
15th Condition	
16th Condition	
17th Condition	
18th Condition	
19th Condition	
20th Condition	

MULTIPLE CAUSES: RECORD-AXIS CONDITIONS

Number of Record Axis Conditions

Code range: 00–20

RECORD-AXIS CONDITIONS

Space has been provided for a maximum of 20 conditions. Each condition takes 5 positions in the record. Records that do not have 20 conditions are blank in the unused positions or area.

[Refer to Appendix B for more information on record-axis codes \(or conditions\).](#)

Positions 1–4: Condition Code


NOTE: Whenever a four-position code occurs, an implied decimal always occurs after the third position.

Position 5: Nature of Injury Flag (only for ICD–9 codes)

1 Indicates that the code in position 1–4 is a Nature of Injury ICD–9 code

0 All other codes

1st Condition	
2nd Condition	
3rd Condition	
4th Condition	
5th Condition	
6th Condition	
7th Condition	
8th Condition	
9th Condition	
10th Condition	
11th Condition	
12th Condition	
13th Condition	
14th Condition	



Data Elements	Code Structure
15th Condition	
16th Condition	
17th Condition	
18th Condition	
19th Condition	
20th Condition	

Probabilistic Scoring Approach for Assessing National Death Index Match Results

[**Caution:** National Death Index (NDI) users should be aware that submission records containing a significant number of missing data items (e.g., not collecting state of birth or state of residence) will have lower overall probabilistic scores and may, as a consequence, underestimate mortality for their cohort if additional clerical review of potential match records is not conducted.]

The probabilistic scoring technique described in this appendix is intended only to guide NDI users in determining which NDI record matches are likely to be **true** matches. Please read this appendix carefully before attempting to use the scores in your assessment of NDI matches. Note that the cutoff scores are fairly conservative, meaning that a **status code** of 1 implies a high probability that the NDI record is a **true** match (i.e., the study subject is assumed to be deceased). On the other hand, some portion of those NDI matches assigned a status code of 0 (assumed alive) may in fact also be true matches. The final responsibility of determining **true** and **false** matches rests with the NDI user.

NDI Matching Methodology

NDI is designed to facilitate health-related mortality studies. Researcher-supplied submission files are matched to the NDI computerized index of death record information compiled from death certificates submitted by state vital statistics offices to the National Center for Health Statistics (NCHS). Matching user submission records to NDI is a two-step process. In the first step, the NDI system selects potential death record matches based on a set of seven matching criteria. The second step consists of a scoring and classification procedure that results in the assignment of a probabilistic score and a suggested determination of final match status by NCHS. The probabilistic scoring applied to NDI matches is a modification of the approaches developed by Fellegi and Sunter (1969) and Rogot, Sorlie, and Johnson (1986); see [Selected Citations](#) in this appendix.

Selecting NDI Records

NDI matches user submission records to death records based on seven criteria:

1. Social Security number (SSN)
(Note: For a search to be performed on the nine digits of an SSN, the NDI user's record must at least contain EITHER a first and last name OR date of birth and sex.)
2. Exact month and +/- 1 year of birth, first and last name
3. Exact month and +/- 1 year of birth, first and middle initials, last name
4. Exact month and day of birth, first and last name
5. Exact month and day of birth, first and middle initials, last name
6. Exact month and year of birth, first name, father's surname
7. **If the subject is female:** Exact month and year of birth, first name, last name (**on user's record**) and father's surname (**on NDI record**)

Record matches between NDI records and user records are referred to as **possible matches**. An NDI record is selected as a possible match to a user record if it matches on **any one** of the seven criteria. In the case of multiple NDI records returned for a given user record, the potential for a large number of false positives may occur. Of those matches listed, one may be a **true** match—but it is also possible that none may be a true match. Alternatively, it is also possible that **no** NDI record will be selected for a given user record.

Indications of agreement between the user record and the NDI record are returned to the user for each possible match record. In addition to the data items involved in the seven matching criteria, NDI results return an indication of agreement for up to five additional data items:

- Age at death
- Race
- Marital status
- State of residence
- State of birth

Scoring and Classification of Potential Matches

Assessing the quality of possible matches and determining the best match for each user submission record requires a consistent approach. Each NDI possible match record is assigned a **probabilistic score**: the sum of the weights assigned to each of the identifying data items used in the NDI record match, where the weights reflect the degree of agreement between the information on the submission record and the NDI death record. NCHS developed the weights, known as binit weights, based on the frequency of occurrence of the identifying data items in NDI files for 1986–1991 and in the 1988–1991 National Health Interview Survey, a nationally representative survey of the noninstitutionalized U.S. population.

A **weight** is the base 2 logarithm of the inverse of the probability of occurrence of the characteristic based on the above files. For example, because males constitute 46.3 percent of the population aged 18 and over, the weight is $\log_2(1/0.463) = 1.11$. Weights are constructed in a similar manner for race; last name; father's surname; birth month, day, and year; state of residence; and state of birth. The last-name weights have been modified for females. Because females have historically changed their surnames upon marriage, divorce, and remarriage, matching on surname only may produce a false nonmatch. The NDI returns an indication of either match or nonmatch on father's surname as well as last name. Because a person's father's surname does not change over time, this is used as auxiliary information for females. If last name does not match on the two records (the last-name weight is negative), the last-name weight is replaced with the father's surname weight if positive (matches); otherwise, the last-name weight is retained.

Because the distribution of middle initials differs by gender, sex-specific weights were constructed for middle initial. Weights for marital status were constructed to be jointly age- and sex-specific. Common first names, such as "John," which have a higher probability of occurrence, receive a lower binit weight than uncommon names, such as "Jonas." First-name weights are both sex- and birth-year-cohort specific because some secular trends occur in the assignment of first names. The weight assigned for SSN is a constant value of 30.

Weights are either positive or negative. If agreement exists between the user record and the NDI record for a particular identifying data item, the weight is positive. If there is no agreement, the weight is negative. Some items, such as year of birth, are assigned a weight of zero whenever the years are within a tolerance of +/-3 years. With the exception of middle initial, data items that are missing on the user's submission record, the NDI record, or both receive a weight of zero. A blank middle initial is considered a valid value and receives the appropriate weight. A New York State Identification and Intelligence System code (phonetic match) agreement is assigned only a partial weight because the exact spelling of the name did not agree. The score for each potential match is the sum of the weights for each individual data item:

$$\text{Score} = W_{SSN} + W_{\text{firstname} \times \text{sex} \times \text{birthyear}} + W_{\text{middleinitial} \times \text{sex}} + W_{\text{lastname}} + W_{\text{race}} + W_{\text{sex}} + W_{\text{maritalstatus} \times \text{sex} \times \text{age}} + W_{\text{birthday}} + W_{\text{birthmonth}} + W_{\text{birthyear}} + W_{\text{stateofbirth}} + W_{\text{stateofresidence}}$$

After scoring the potential matches, each is categorized into one of five mutually exclusive classes. Whereas weighting and scoring take into account the probability that the submission record and the NDI record share a particular value for the identifying items, the classes take into account which identifying items agree. Classes reflect the fact that some of the NDI identifying data items used in the matching criteria are more important for determining true matches than others. For example, as SSN is a key identifier in the matching process, each NDI record match is initially classified according to whether SSN is present and agrees (Class 1 or 2), is present but disagrees (Class 5), or is unknown (Class 3 or 4). Additionally, nonchanging identifying information is more important than information that can change over time. Many women, for example, assume their spouse's name at marriage, a common example of legitimate change over time. Birth surname, however, does not change and is thus an important matching variable for women. By contrast, state of residence and marital status may change over time and are, therefore, less important as classification variables.

The five classification groups developed by NDI are:

- Class 1: Exact match on SSN (or at least eight digits), first name, middle initial, last name, sex, state of birth, birth month, and birth year.
- Class 2: SSN matches on at least seven digits, and one or more of the other items from Class 1 may not match.
(Note: Some matched cases are moved from Class 2 to Class 5 because of an indication that the reported SSN belongs to the spouse. This includes those cases for which the SSN is known and matches, but the first name and sex do not agree.)
- Class 3: SSN unknown but eight or more of first name, middle initial, last name, father's surname (for females), birth day, birth month, birth year, sex, race, marital status, or state of birth match.
- Class 4: Same as Class 3 but fewer than eight items match.
- Class 5: SSN is known but does not match.
(Note: Some matched cases are moved from Class 5 to Class 3 because of an indication that one of the SSNs (on the user record or on the death certificate) may have been reported incorrectly, but a significant number of other data items are in agreement.)

In this classification scheme, all of Class 1 matches are considered to be true matches, implying that the individuals are deceased. All of the Class 5 matches are considered false matches. Assignment of records falling into one of Classes 2, 3, or 4 as either true matches or false matches are based on score cutoff points within each class, as shown in the table. Records with scores greater than the cutoff scores are considered true matches, while records with scores lower than the cutoff scores are considered false matches. The recommended cutoff scores were determined on the basis of two calibration samples, with consideration given to jointly maximizing the **proportion** of records correctly classified and minimizing the **number** of records incorrectly classified.

NDI recommended and alternative cutoff scores are given in the table. The user is urged to adopt the recommended cutoff scores because they were chosen to provide overall optimal performance and are independent of any given study. If alternative cutoff scores are desired to conduct sensitivity analyses, they should be chosen within each class. The table provides estimates of the correct classification rates for each class under the assumption of 1,000 records within each class.

Table. Impact of Using Alternative Cutoff Scores

Class 2

Score	Deaths		Alive	
	N=926	Percent correct	N=74	Percent correct
34.5	924	99.8	7	9.1
39.5	924	99.8	9	12.1
44.5	921	99.5	13	18.2
49.5	917	99.0	18	24.2
54.5	906	97.8	20	27.3

Class 3

Score	Deaths		Alive	
	N=959	Percent correct	N=41	Percent correct
27.5	959	100.0	2	4.6
32.5	958	99.9	6	13.6
37.5	946	98.6	23	56.1
42.5	933	97.3	25	60.6
47.5	872	90.9	27	66.7

Class 4

Score	Deaths		Alive	
	N=281	Percent correct	N=719	Percent correct
22.5	191	67.8	622	86.6
27.5	173	61.6	684	95.2
32.5	143	51.0	703	97.8
37.5	119	42.4	712	99.0
42.5	70	24.9	718	99.8

NOTES: Sample size assumes 1,000 records in each class. N is the number of presumed correctly classified deceased and living persons, based on a hypothetical sample of 1,000 persons. The suggested cutoff score is the bolded middle score within each class. Use of an alternative cutoff score should be based on both the proportion and numbers of persons correctly classified.

Example 1

This example of NDI weighting and scoring is based on a hypothetical person, with the characteristics as given in the following table:

Item	Value	Frequency	Weight
SSN	Unknown	NA	0.00
Last name	Robinson	0.00193	9.02
Middle initial	A	0.07748	3.69
First name	Leo	0.00140	9.48
Race	White	0.83509	0.26
Sex	Male	0.46329	1.11
Marital status	Married	0.05913	4.08
Birth day	10	0.03349	4.90
Birth month	October	0.08597	3.54
Birth year	1940	0.01418	6.14
State of birth	Florida	0.01552	6.01
State of residence	New York	0.06652	3.91

Because this record has an unknown SSN but at least eight or more of the following items are matched and have positive weights—first name, middle initial, last name, birth day, birth month, birth year, sex, race, marital status, or state of birth—this possible match record would be classified as a Class 3 match. The probabilistic match score then is the sum of the individual item weights, that is, 52.14. As 52.14 is greater than the Class 3 recommended cutoff score of 37.5, it would be assumed that this is a true match and the person is deceased.

Example 2

Using example 1, assume that birth day, marital status, and state of residence do not match but that the remaining items do match between the two records. This potentially matched record would be classified as a Class 4 match because less than eight of the following criteria are matched—first name, middle initial, last name, birth day, birth month, birth year, sex, race, marital status, or state of birth. In this example, the weights for birth day (4.90), marital status (4.08), and state of residence (3.91) would be negative, and the score would be 26.36. As this is less than the recommended cutoff score of 32.5 for Class 4, it would be assumed that this is a false match and that the person is not deceased.

Evaluation Studies

The NDI probabilistic scoring system was evaluated using two calibration samples. A calibration sample must have vital status information such as date and location of death, and ideally, death certificate number on the sample subjects based on sources independent of NDI. Two NCHS surveys met this criteria: National Health and Nutrition Examination Survey (NHANES) I Epidemiologic Follow-up Survey, also known as NHEFS, and the Longitudinal Study on Aging (LSOA).

The 14,407 persons who participated in NHEFS (1971–1975) comprised the first calibration sample. Active follow-up was conducted on this sample to ascertain the vital status of the participants. Death certificates were obtained for persons found to be deceased. NHANES is a large nationally representative survey and can be used as a calibration sample for developing a methodology for classification of potential NDI matches.

Because NDI was not begun until 1979, persons who died prior to 1979 were eliminated from further consideration. Vital status was obtained independent of NDI by interviewer follow-back in 1982, 1986, and 1987. The NHEFS sample was then matched to NDI for 1979–1986. This yielded 5,393 records with potential matches to NDI and 6,672 records not involved in any matches.

The LSOA data set was used as a second calibration sample. LSOA was based on a subset of 1984 NHIS participants. The data used in this calibration sample are those participants aged 70 and over at the time of interview who were followed through August 1988. Vital status was obtained independent of NDI by interviewer follow-back in 1986 and 1988. Of the 7,541 persons originally interviewed in 1984, 3,466 had potential matches with NDI (1984–1988), and 4,075 persons were not involved in any match.

Subgroup Biases in Classification

The results of the evaluation study revealed biases in the classification of NDI match status for females and nonwhite persons. The correct classification rate for females who were known to be deceased (94.0 percent) was about 2.5 percentage points poorer than for males (96.6 percent). This is due to linkage

problems caused by changing surnames. Even though father's surname is being used to provide additional information, problems remain with correctly reporting and recording surnames in both the survey and on the death certificates. Both males and females had the same correct classification rates for living persons.

Among nonwhite persons, multiple problems, including lower reporting of SSNs and incorrect spelling or recording of ethnic names, can lead to underestimated mortality (or incorrectly classifying a true match as a false match). The correct classification rates for known decedents who are nonwhite dropped to 86 percent (89 percent in LSOA alone), while the classification rate for living persons remained high at about 97 percent. The classification rate for female nonwhite persons known to be deceased (84.7 percent) was about 3 percent lower than the classification rate for nonwhite male decedents (87.8 percent).

Differential reporting of SSN and correct name information results in a relatively large proportion of nonwhite potential matches classified as Class 4 matches. Class 4 consists of records with unknown SSNs and fewer than eight of the other items matching (due to errors or missing information). NDI users are urged to carefully evaluate the results of Class 4 matches, especially among matches for females and nonwhite persons. Female and nonwhite matches assigned to Class 1, 2, 3, or 5 appear to have the same correct classification rates as those for white males.

Selected Citations

Fellegi IP, Sunter AB. A theory for record linkage. *Journal of the American Statistical Association* 64:1183–210. 1969.

Rogot E, Sorlie P, Johnson NJ. Probabilistic methods in matching census samples to the National Death Index. *Chronic Dis* 39:719–34. 1986.

For additional information on how NDI operates, refer to the NDI website for a bibliography titled, "Articles Describing the Performance of the National Death Index," available from: <http://www.cdc.gov/nchs/ndi.htm>.

Coded Causes of Death

Data on causes of death are released by the National Center for Health Statistics (NCHS) in a variety of ways, including published reports, special tabulations to answer data requests, and public-use data sets. Since the inception of the multiple cause-of-death program in 1968, a public-use data set has been released for each data year. Each set contains a data record for all deaths processed by NCHS, including the underlying and multiple causes of death. For deaths occurring from 1979 through 1998, each record that NDI Plus links with the annual NCHS cause of death data set contains an underlying cause of death field, and two sets of multiple cause of death fields, which have been coded using the *International Classification of Diseases, Ninth Revision* (ICD-9). Beginning in 1999, codes from the Tenth Revision (ICD-10) are used. The two sets of multiple cause of death fields can contain up to 20 cause of death codes. These two sets of multiple cause of death fields are referred to as “entity-axis codes” and “record-axis codes,” which are described later. The NDI Plus records contain the complete level of detail coded by NCHS, except where precluded by NCHS and state confidentiality restrictions, lack of data reliability, or when data are not available.

Lists of the ICD-9 and ICD-10 codes can be found in two separate files in the CD containing your NDI results. The complete, detailed ICD-9 and ICD-10 coding manuals are available from:

- ICD-9 ftp://ftp.cdc.gov/pub/Health_Statistics/NCHS/Publications/ICD-9/
- ICD-10 <http://www.cdc.gov/nchs/data/dvs/Volume-1-2005.pdf>

Underlying Cause of Death Classification

Since 1949, cause-of-death statistics have been based on the underlying cause of death, which is defined as “(a) the disease or injury which initiated the train of events leading directly to death, or (b) the circumstances of the accident or violence which produced the fatal injury” (World Health Organization; Manual of the International Statistical Classification of Diseases, Injuries, and Causes of Death, based on the recommendations of the Ninth Revision Conference, 1975; Geneva; 1977).

For each death, the underlying cause is selected from an array of conditions reported in the medical certification section on the death certificate. This section provides a format for entering the cause of death sequentially. The conditions are translated into medical codes through the use of the classification structure, and the selection and modification rules contained in the applicable revision of the *International Classification of Diseases* (ICD), published by the World Health Organization (WHO). Selection rules provide guidance for systematically identifying the underlying cause of death. Modification rules are intended to improve the usefulness of mortality statistics by giving preference to certain classification categories over others or to consolidate two or more conditions on the certificate into one classification category.

As a statistical datum, underlying cause of death is a simple, one-dimensional statistic; it is conceptually easy to understand and a well-accepted measure of mortality. It identifies the initiating cause of death and is, therefore, most useful to public health officials in developing measures to prevent the onset of the chain of events leading to death. The rules for selecting the underlying cause of death are included in ICD as a means of standardizing classification, which contributes toward comparability and uniformity in mortality medical statistics among countries.

Automated Selection of Underlying Cause of Death

Before data year 1968, mortality medical data were based on manual coding of an underlying cause of death for each certificate in accordance with WHO rules. Effective with data year 1968, NCHS converted to computerized coding of the underlying cause and manual coding of all causes (multiple causes) on the death certificate. This system is called Automated Classification of Medical Entities (ACME). The multiple cause codes serve as inputs to the ACME software that employs WHO rules to select the underlying cause. Most states also have implemented ACME and provide multiple cause and underlying cause data to NCHS in electronic form.

The ACME system applies the same rules for selecting the underlying cause as would be applied manually by a nosologist; however, under this system, the computer consistently applies the same criteria, thus eliminating intercoder variation in this step of the process. The ACME computer program requires the coding of all conditions shown on the medical certification. These codes are matched automatically against decision tables that consistently select the underlying cause of death for each record according to the international rules. The decision tables provide the comprehensive relationships among the conditions classified by ICD when applying the rules of selection and modification. The decision tables were developed by NCHS staff on the basis of their experience in coding underlying causes of death under the earlier manual coding system, and as a result of periodic independent validations. These tables periodically are updated to reflect additional new information on the relationship among medical conditions. For data year 1988, these tables were amended to incorporate minor changes to the previously mentioned classification for HIV infection (ICD-9 codes *042-*044) that originally had been implemented with data year 1987.

Beginning with data year 1990, another computer system was implemented. This system, called Mortality Medical Indexing, Classification, and Retrieval (MICAR), automates the coding of the multiple causes of death. The MICAR system is a major and logical step forward in the evolution of processing mortality data. MICAR takes advantage of the increasing capabilities of electronic data processing to produce information that is more consistently handled than manually processed information. In addition, MICAR provides more detailed information on the conditions reported on death certificates than is available in the ICD classification. Beginning with data year 1993, another computer system was implemented for automating cause-of-death coding. This system, called SuperMICAR, is an enhancement of the MICAR system that allows for total literal entry of the multiple cause-of-death text as reported by the certifier. This information is automatically coded by the MICAR and ACME computer systems. Records that SuperMICAR is unable to process are coded manually and then processed using ACME.

Multiple Cause Data

The original scheme for coding conditions contained on the death certificate was designed with two objectives in mind. First, to facilitate etiological studies of the relationships among conditions, it was necessary to reflect accurately in coded form each condition and its location on the certification in the exact manner given by the certifier. Secondly, the codification needed to be carried out in a manner by which the underlying cause of death could be assigned through computer applications. The approach was to suspend the linkage provisions of ICD for the purpose of condition coding and to code each entity with minimum regard to other conditions present on the certification. This general approach is hereafter called **entity coding**.

Unfortunately, the set of multiple cause codes produced by entity coding is not conducive to a third objective—the generation of person-based multiple cause statistics. Person-based analysis requires that each condition be coded within the context of every other condition on the same certificate, and modified or linked to such conditions as provided by ICD-9. By definition, the entity data cannot meet this requirement because the linkage provisions distort the character and placement of the information originally recorded by the certifier.

Because the two objectives are incompatible, the Division of Vital Statistics creates from the original set of entity codes a new code set called **record-axis** multiple cause data. Essentially, the axis of classification is converted from an entity basis to a record (or person) basis. The record-axis codes are assigned in terms of the set of codes that best describe the overall medical certification portion of the death certificate.

This translation is accomplished by a computer system called TRANSAX (translation of axis) through selective use of traditional linkage and modification rules for mortality coding. Underlying cause linkages which simply prefer one code over another for purposes of underlying cause selection are not included. Each entity code on the record is examined and modified or deleted as necessary to create a set of codes that are free of contradictions and the most precise within the constraints of ICD-9 and medical information on the record. Repetitive codes are deleted. The process may (1) combine two entity-axis categories into a new category, thereby eliminating a contradiction or standardizing the data, or (2) eliminate one category in favor of another to promote specificity of the data or resolve contradictions. The following examples from ICD-9 illustrate the effect of this translation:

Case 1: When reported on the same record as separate entities, cirrhosis of liver and alcoholism are coded to 5715 (cirrhosis of liver without mention of alcohol) and 303 (alcohol dependence syndrome). Tabulation of records with 5715 would, on the surface, falsely imply that such records had no mention of alcohol. A preferable codification would be 5712 (alcoholic cirrhosis of liver) in lieu of both 5715 and 303.

Case 2: If “gastric ulcer” and “bleeding gastric ulcer” are reported on a record, they are coded to 5319 (gastric ulcer, unspecified as acute or chronic, without mention of hemorrhage or perforation) and 5314 (gastric ulcer, chronic or unspecified, with hemorrhage). A more concise codification would be to code 5314 only, as 5314 shows both the gastric and the bleeding gastric ulcer.

Entity-axis codes

The original conditions coded for selection of the underlying cause of death are reformatted and edited prior to releasing the data to the public. Descriptions of the format and application of entity-axis data follow.

Entity-axis code format

Each entity-axis code is displayed as an overall seven-byte code with the following subcomponents:

- **Line indicator:** The first byte represents the line of the certificate on which the code appears. Six lines (1–6) are allowable, with the fourth and fifth denoting one or two written as “due to” beyond the three lines provided in Part I of the U.S. standard certificate of death. Line 6 represents Part II of the certificate.
- **Position indicator:** The next byte indicates the position of the code on the line [i.e., first (1), second (2), third (3), and up to the eighth (8) code on the line].
- **Cause category:** The next four bytes represent the ICD–9 or ICD–10 cause code.
- **Nature of injury flag:** ICD–9 uses the same series of numbers (800–999) to indicate nature of injury (N codes) and external cause codes (E codes). This flag distinguishes between the two with a one (1) representing nature of injury codes and a zero (0) representing all other cause codes. (NOTE: ICD–10 nature of injury codes are S000–T983 and do not

have a flag of one (1) at the seventh position; the seventh position is blank.)

A maximum of 20 of these seven-byte codes are captured on a record for multiple cause purposes. This may consist of a maximum of 8 codes on any given line, with up to 20 codes distributed across three or more lines depending on where the subject conditions are located on the certificate. Codes may be omitted from one or more lines (e.g., line 1 with one or more codes, line 2 with no codes, or line 3 with one or more codes).

In writing these codes, they are ordered as follows:

- line 1 first code, line 1 second code, line 1 third code, etc.
- line 2 first code, line 2 second code, line 2 third code, etc.
- line 3 first code, line 3 second code, line 3 third code, etc.
- line 4 first code, line 4 second code, line 4 third code, etc.
- line 5 first code, line 5 second code, line 5 third code, etc.
- line 6 first code, line 6 second code, line 6 third code, etc.

Fields without codes are left blank. The specifics of locations are contained in the record layout given in [Chapter 3](#) of this User’s Guide.

Entity-axis applications

The entity-axis multiple cause data set is appropriate to analyses that require each condition to be coded as a stand-alone entity without linkage to other conditions or that require information on the placement of such conditions in the certificate. Within this framework, the entity data are appropriate to the examination of etiological relationships among conditions, accuracy of certification reporting, and the validity of traditional assumptions in underlying cause selection. Additionally, the entity data provide in certain categories a more detailed code assignment, which is linked in the creation of record-axis data. Where such detail is needed for a study, the user should selectively employ entity data. Finally, the researcher may not wish to be bound by the assumptions used in the axis translation process, preferring rather to investigate his or her own hypotheses.

By definition, the main limitation of entity-axis data is that an entity code does not necessarily reflect the best code for a condition when considered within the context of the medical certification as a whole. As a result, certain entity codes can be misleading or even contradict other codes in the record. For example, ICD-9 code 5750 is "Acute cholecystitis without mention of calculus." Within the framework of entity codes, this is interpreted to mean that the codable entity itself contained no mention of calculus, rather than that calculus was not mentioned anywhere on the record. Tabulation of records with a 5750 as a count of persons having acute cholecystitis without mention of calculus would therefore be erroneous. This illustrates the fact that under entity coding, the ICD-9 or ICD-10 titles cannot be taken literally. The user must study the rules for entity coding as they relate to his or her research prior to use of entity data. The user is further cautioned that the inclusion notes in ICD-9 or ICD-10 which relate to modifying and combining categories are seldom applicable to entity coding.

In tabulating the entity-axis data, codes may be counted with the resultant tabulation of an individual code representing the number of times the disease(s) indicated by the code appears in the data set. In this kind of tabulation of morbid condition prevalence, the counts among categories may be added together to produce counts for groups of codes. Alternatively, subject to the limitations stated above, persons may be counted having mention of the disease represented by a code or codes. In this instance, it is not correct to add counts for individual codes to create person counts for groups of codes. Because more than one code in the researcher's interest may appear together on the certificate, totaling must account for higher-order interactions among codes. Up to 20 codes may be assigned on a record; therefore, a 20-way interaction is theoretically possible. All totaling must be based on mention of one or more of the categories under investigation.

Record-axis codes

The record-axis multiple cause data are the basis for NCHS core multiple-cause tabulations. Descriptions of the **format** and **application** of record-axis data follow.

Record-axis code format

Each record (or person) axis code is displayed in five bytes. Location information is not relevant. The code consists of the following components:

- Cause category: The first four bytes represent the ICD-9 or ICD-10 cause code.
- Nature of injury flag: For ICD-9 codes, the last byte contains a 0 or 1, with the 1 indicating that the cause is a nature of injury category. (NOTE: ICD-10 nature of injury codes are S000-T983 and do not have a flag in the last byte; the last byte is blank.)

Again, a maximum of 20 codes are captured on a record for multiple cause purposes. The codes are written in a 100-byte field in ascending code number (five bytes) order, with any unused bytes left blank. The record-axis codes are edited for rare causes and age/cause and sex/cause compatibility. Similarly, individual code validity is checked. The valid code set for record-axis coding is the same as that for entity coding.

Record-axis applications

The record-axis multiple cause data set is the basis for NCHS multiple cause tabulations. Location of codes is not relevant to this data set, and conditions have been linked into the most meaningful ICD categories for the certification. The most immediate consequence for the user is that the record-axis codes already represent mention of a disease assignable to a particular ICD-9 or ICD-10 category through linkages. Secondly, the linkage implies that within the constraints of ICD, the most meaningful code has been assigned. The translation process creates a data set for the user that is edited for contradictions, duplicate codes, and imprecisions. (These contradictions, duplicate codes, and imprecisions exist in the entity-axis codes.) In contrast to entity-axis data, record-axis data also are classified in a manner comparable with underlying cause of death classification, which facilitates joint analysis of these variables. Similarly, they are comparable to general morbidity coding, where the linkage provisions of ICD are usually used. A potential disadvantage of record-axis data is that some detail is sacrificed in a number of the linkages.

The user can view the record-axis codes as literally representing the information conveyed in ICD category titles. While knowledge of the rules for combining and linking and coding conditions is useful, it is not a prerequisite to meaningful analysis of the data, as long as one is willing to accept the assumptions of the axis translation process. The user is cautioned, however, that due to special rules in mortality coding, not all linkage notes in ICD are utilized.

The user should proceed with caution in using record-axis data to count conditions, as opposed to people with conditions (the basis of NCHS multiple cause tabulations). Linkages have been invoked and contradictions, duplicate codes, and imprecisions have been eliminated from the record-axis codes. As with entity data, person-based tabulations that combine individual cause categories must take into account the possible interaction of up to 20 codes on a single certificate.

ICD-9 and ICD-10 Recodes

For purposes of publishing data and compiling tables on causes of death from 1979 to the present, NCHS groups the data for selected ICD cause of death codes. Consequently, each cause of death code is provided with a “recode” to indicate with which group or data category a particular cause of death is associated. There are separate lists of recodes for ICD-9 and ICD-10, appearing on two separate files on the CD that contains your NDI results. (Note: Very few NDI users utilize these recodes in their analyses.)

Listed below are three sets of **ICD-9 recodes**. These recodes are included in your NDI results in data fields next to the ICD-9 underlying cause of death code:

- **282 recodes** of selected causes of death
- **72 recodes** of selected causes of death
- **61 recodes** of selected causes of **infant** deaths

IMPORTANT: ICD-10 recodes are used for deaths occurring **after** 1998 and appear in a separate file entitled, “ICD-10 Recodes,” on your NDI results CD. The ICD-10 recodes are positioned in the same data fields used for the ICD-9 recodes; however, the ICD-9 recodes change as follows:

- **282** (ICD-9) recodes become the **358** (ICD-10) recodes.
- **72** (ICD-9) recodes become the **113** (ICD-10) recodes.
- **61** (ICD-9) recodes become the **130** (ICD-10) recodes.

INTERNATIONAL CLASSIFICATION OF DISEASES, TENTH REVISION *

ICD-10

Underlying and Multiple Cause of Death Codes

For Deaths Occurring in 1999 and Beyond

- If you decide to print this document, please note that it is about 185 pages.
- To access the complete ICD-10 manual (about 1,268 pages), go to the following:

<http://www.cdc.gov/nchs/data/dvs/Volume-1-2005.pdf>

*** World Health Organization, International Statistical Classification of Diseases and Related Health Problems, Tenth Revision. Geneva: World Health Organization, 1992.**

Add Health is directed by Robert A. Hummer and funded by the National Institute on Aging cooperative agreements U01 AG071448 (Hummer) and U01AG071450 (Aiello and Hummer) at the University of North Carolina at Chapel Hill. Waves I-V data are from the Add Health Program Project, grant P01 HD31921 (Harris) from Eunice Kennedy Shriver National Institute of Child Health and Human Development (NICHD), with cooperative funding from 23 other federal agencies and foundations. Add Health was designed by J. Richard Udry, Peter S. Bearman, and Kathleen Mullan Harris at the University of North Carolina at Chapel Hill (<http://www.cpc.unc.edu/addhealth>).

ICD-10 TITLE AND CODE CROSS REFERENCE LIST

All causes

I. Certain infectious and parasitic diseases (A00-B99)

Intestinal infectious diseases (A00-A09)

Cholera (A00)

- Cholera due to *Vibrio cholerae* O1, biovar cholerae (A00.0)
- Cholera due to *Vibrio cholerae* O1, biovar el tor (A00.1)
- Cholera, unspecified (A00.9)

Typhoid and paratyphoid fevers (A01)

- Typhoid fever (A01.0)
- Paratyphoid fever A (A01.1)
- Paratyphoid fever B (A01.2)
- Paratyphoid fever C (A01.3)
- Paratyphoid fever, unspecified (A01.4)

Other salmonella infections (A02)

- Salmonella gastroenteritis (A02.0)
- Salmonella septicemia (A02.1)
- Localized salmonella infections (A02.2)
- Other specified salmonella infections (A02.8)
- Salmonella infection, unspecified (A02.9)

Shigellosis (A03)

- Shigellosis due to *Shigella dysenteriae* (A03.0)
- Shigellosis due to *Shigella flexneri* (A03.1)
- Shigellosis due to *Shigella boydii* (A03.2)
- Shigellosis due to *Shigella sonnei* (A03.3)
- Other shigellosis (A03.8)
- Shigellosis, unspecified (A03.9)

Other bacterial intestinal infections (A04)

- Enteropathogenic *Escherichia coli* infection (A04.0)
- Enterotoxigenic *Escherichia coli* infection (A04.1)
- Enteroinvasive *Escherichia coli* infection (A04.2)
- Enterohemorrhagic *Escherichia coli* infection (A04.3)
- Other intestinal *Escherichia coli* infections (A04.4)
- Campylobacter* enteritis (A04.5)
- Enteritis due to *Yersinia enterocolitica* (A04.6)
- Enterocolitis due to *Clostridium difficile* (A04.7)
- Other specified bacterial intestinal infections (A04.8)
- Bacterial intestinal infection, unspecified (A04.9)

Other bacterial food-borne intoxications (A05)

- Food-borne staphylococcal intoxication (A05.0)
- Botulism (A05.1)
- Food-borne *Clostridium perfringens* [*Clostridium welchii*] intoxication (A05.2)
- Food-borne *Vibrio parahaemolyticus* intoxication (A05.3)
- Food-borne *Bacillus cereus* intoxication (A05.4)
- Other specified bacterial food-borne intoxications (A05.8)
- Bacterial food-borne intoxication, unspecified (A05.9)

Amebiasis (A06)
Acute amebic dysentery (A06.0)
Chronic intestinal amebiasis (A06.1)
Amebic nondysenteric colitis (A06.2)
Ameboma of intestine (A06.3)
Amebic liver abscess (A06.4)
Amebic lung abscess (A06.5)
Amebic brain abscess (A06.6)
Cutaneous amebiasis (A06.7)
Amebic infection of other sites (A06.8)
Amebiasis, unspecified (A06.9)

Other protozoal intestinal diseases (A07)
Balantidiasis (A07.0)
Giardiasis [lamblia] (A07.1)
Cryptosporidiosis (A07.2)
Isosporiasis (A07.3)
Other specified protozoal intestinal diseases (A07.8)
Protozoal intestinal disease, unspecified (A07.9)

Viral and other specified intestinal infections (A08)
Rotaviral enteritis (A08.0)
Acute gastroenteropathy due to Norwalk agent (A08.1)
Adenoviral enteritis (A08.2)
Other viral enteritis (A08.3)
Viral intestinal infection, unspecified (A08.4)
Other specified intestinal infections (A08.5)

Diarrhea and gastroenteritis of infectious origin (A09)

Tuberculosis (A16-A19)

Respiratory tuberculosis, not confirmed bacteriologically or histologically (A16)
Tuberculosis of lung, without mention of bacteriological or histological confirmation (A16.2)
Tuberculosis of intrathoracic lymph nodes, without mention of bacteriological or histological confirmation (A16.3)
Tuberculosis of larynx, trachea, and bronchus, without mention of bacteriological or histological confirmation (A16.4)
Tuberculous pleurisy, without mention of bacteriological or histological confirmation (A16.5)
Primary respiratory tuberculosis without mention of bacteriological or histological confirmation (A16.7)
Other respiratory tuberculosis, without mention of bacteriological or histological confirmation (A16.8)
Respiratory tuberculosis unspecified, without mention of bacteriological or histological confirmation (A16.9)

Tuberculosis of nervous system (A17)
Tuberculous meningitis (A17.0)
Meningeal tuberculoma (A17.1)
Other tuberculosis of nervous system (A17.8)
Tuberculosis of nervous system, unspecified (A17.9)

Tuberculosis of other organs (A18)
Tuberculosis of bones and joints (A18.0)
Tuberculosis of genitourinary system (A18.1)
Tuberculous peripheral lymphadenopathy (A18.2)
Tuberculosis of intestines, peritoneum, and mesenteric glands (A18.3)
Tuberculosis of skin and subcutaneous tissue (A18.4)
Tuberculosis of eye (A18.5)
Tuberculosis of ear (A18.6)
Tuberculosis of adrenal glands (A18.7)
Tuberculosis of other specified organs (A18.8)

Miliary tuberculosis (A19)

- Acute miliary tuberculosis of a single specified site (A19.0)
- Acute miliary tuberculosis of multiple sites (A19.1)
- Acute miliary tuberculosis, unspecified (A19.2)
- Other miliary tuberculosis (A19.8)
- Miliary tuberculosis, unspecified (A19.9)

Certain zoonotic bacterial diseases (A20-A28)

Plague (A20)

- Bubonic plague (A20.0)
- Cellulocutaneous plague (A20.1)
- Pneumonic plague (A20.2)
- Plague meningitis (A20.3)
- Septicemic plague (A20.7)
- Other forms of plague (A20.8)
- Plague, unspecified (A20.9)

Tularemia (A21)

- Ulceroglandular tularemia (A21.0)
- Oculoglandular tularemia (A21.1)
- Pulmonary tularemia (A21.2)
- Gastrointestinal tularemia (A21.3)
- Generalized tularemia (A21.7)
- Other forms of tularemia (A21.8)
- Tularemia, unspecified (A21.9)

Anthrax (A22)

- Cutaneous anthrax (A22.0)
- Pulmonary anthrax (A22.1)
- Gastrointestinal anthrax (A22.2)
- Anthrax septicemia (A22.7)
- Other forms of anthrax (A22.8)
- Anthrax, unspecified (A22.9)

Brucellosis (A23)

- Brucellosis due to *Brucella melitensis* (A23.0)
- Brucellosis due to *Brucella abortus* (A23.1)
- Brucellosis due to *Brucella suis* (A23.2)
- Brucellosis due to *Brucella canis* (A23.3)
- Other brucellosis (A23.8)
- Brucellosis, unspecified (A23.9)

Glanders and melioidosis (A24)

- Glanders (A24.0)
- Acute and fulminating melioidosis (A24.1)
- Subacute and chronic melioidosis (A24.2)
- Other melioidosis (A24.3)
- Melioidosis, unspecified (A24.4)

Rat-bite fevers (A25)

- Spirillosis (A25.0)
- Streptobacillosis (A25.1)
- Rat-bite fever, unspecified (A25.9)

Erysipeloid (A26)

- Cutaneous erysipeloid (A26.0)
- Erysipelothrix septicemia (A26.7)
- Other forms of erysipeloid (A26.8)
- Erysipeloid, unspecified (A26.9)

Add Health is directed by Robert A. Hummer and funded by the National Institute on Aging cooperative agreements U01 AG071448 (Hummer) and U01AG071450 (Aiello and Hummer) at the University of North Carolina at Chapel Hill. Waves I-V data are from the Add Health Program Project, grant P01 HD31921 (Harris) from Eunice Kennedy Shriver National Institute of Child Health and Human Development (NICHD), with cooperative funding from 23 other federal agencies and foundations. Add Health was designed by J. Richard Udry, Peter S. Bearman, and Kathleen Mullan Harris at the University of North Carolina at Chapel Hill (<http://www.cpc.unc.edu/addhealth>).

Leptospirosis (A27)

Leptospirosis icterohemorrhagica (A27.0)

Other forms of leptospirosis (A27.8)

Leptospirosis, unspecified (A27.9)

Other zoonotic bacterial diseases, not elsewhere classified (A28)

Pasteurellosis (A28.0)

Cat-scratch disease (A28.1)

Extraintestinal yersiniosis (A28.2)

Other specified zoonotic bacterial diseases, not elsewhere classified (A28.8)

Zoonotic bacterial disease, unspecified (A28.9)

Other bacterial diseases (A30-A49)

Leprosy [Hansen's disease] (A30)

Indeterminate leprosy (A30.0)

Tuberculoid leprosy (A30.1)

Borderline tuberculoid leprosy (A30.2)

Borderline leprosy (A30.3)

Borderline lepromatous leprosy (A30.4)

Lepromatous leprosy (A30.5)

Other forms of leprosy (A30.8)

Leprosy, unspecified (A30.9)

Infection due to other mycobacteria (A31)

Pulmonary mycobacterial infection (A31.0)

Cutaneous mycobacterial infection (A31.1)

Other mycobacterial infections (A31.8)

Mycobacterial infection, unspecified (A31.9)

Listeriosis (A32)

Cutaneous listeriosis (A32.0)

Listerial meningitis and meningoencephalitis (A32.1)

Listerial septicemia (A32.7)

Other forms of listeriosis (A32.8)

Listeriosis, unspecified (A32.9)

Tetanus neonatorum (A33)

Obstetrical tetanus (A34)

Other tetanus (A35)

Diphtheria (A36)

Pharyngeal diphtheria (A36.0)

Nasopharyngeal diphtheria (A36.1)

Laryngeal diphtheria (A36.2)

Cutaneous diphtheria (A36.3)

Other diphtheria (A36.8)

Diphtheria, unspecified (A36.9)

Whooping cough (A37)

Whooping cough due to *Bordetella pertussis* (A37.0)

Whooping cough due to *Bordetella parapertussis* (A37.1)

Whooping cough due to other *Bordetella* species (A37.8)

Whooping cough, unspecified (A37.9)

Scarlet fever (A38)

Meningococcal infection (A39)

- Meningococcal meningitis (A39.0)
- Waterhouse-Friderichsen syndrome (A39.1)
- Acute meningococemia (A39.2)
- Chronic meningococemia (A39.3)
- Meningococemia, unspecified (A39.4)
- Meningococcal heart disease (A39.5)
- Other meningococcal infections (A39.8)
- Meningococcal infection, unspecified (A39.9)

Streptococcal septicemia (A40)

- Septicemia due to streptococcus, group A (A40.0)
- Septicemia due to streptococcus, group B (A40.1)
- Septicemia due to streptococcus, group D (A40.2)
- Septicemia due to Streptococcus pneumoniae (A40.3)
- Other streptococcal septicemia (A40.8)
- Streptococcal septicemia, unspecified (A40.9)

Other septicemia (A41)

- Septicemia due to Staphylococcus aureus (A41.0)
- Septicemia due to other specified staphylococcus (A41.1)
- Septicemia due to unspecified staphylococcus (A41.2)
- Septicemia due to Hemophilus influenzae (A41.3)
- Septicemia due to anaerobes (A41.4)
- Septicemia due to other Gram-negative organisms (A41.5)
- Other specified septicemia (A41.8)
- Septicemia, unspecified (A41.9)

Actinomycosis (A42)

- Pulmonary actinomycosis (A42.0)
- Abdominal actinomycosis (A42.1)
- Cervicofacial actinomycosis (A42.2)
- Actinomycotic septicemia (A42.7)
- Other forms of actinomycosis (A42.8)
- Actinomycosis, unspecified (A42.9)

Nocardiosis (A43)

- Pulmonary nocardiosis (A43.0)
- Cutaneous nocardiosis (A43.1)
- Other forms of nocardiosis (A43.8)
- Nocardiosis, unspecified (A43.9)

Bartonellosis (A44)

- Systemic bartonellosis (A44.0)
- Cutaneous and mucocutaneous bartonellosis (A44.1)
- Other forms of bartonellosis (A44.8)
- Bartonellosis, unspecified (A44.9)

Erysipelas (A46)

Other bacterial diseases, not elsewhere classified (A48)

- Gas gangrene (A48.0)
- Legionnaires' disease (A48.1)
- Nonpneumonic Legionnaires' disease [Pontiac fever] (A48.2)
- Toxic shock syndrome (A48.3)
- Brazilian purpuric fever (A48.4)
- Other specified bacterial diseases (A48.8)

Bacterial infection of unspecified site (A49)
Staphylococcal infection, unspecified (A49.0)
Streptococcal infection, unspecified (A49.1)
Hemophilus influenzae infection, unspecified (A49.2)
Mycoplasma infection, unspecified (A49.3)
Other bacterial infections of unspecified site (A49.8)
Bacterial infection, unspecified (A49.9)

Infections with a predominantly sexual mode of transmission (A50-A64)

Congenital syphilis (A50)
Early congenital syphilis, symptomatic (A50.0)
Early congenital syphilis, latent (A50.1)
Early congenital syphilis, unspecified (A50.2)
Late congenital syphilitic ophthalmopathy (A50.3)
Late congenital neurosyphilis [juvenile neurosyphilis] (A50.4)
Other late congenital syphilis, symptomatic (A50.5)
Late congenital syphilis, latent (A50.6)
Late congenital syphilis, unspecified (A50.7)
Congenital syphilis, unspecified (A50.9)

Early syphilis (A51)
Primary genital syphilis (A51.0)
Primary anal syphilis (A51.1)
Primary syphilis of other sites (A51.2)
Secondary syphilis of skin and mucous membranes (A51.3)
Other secondary syphilis (A51.4)
Early syphilis, latent (A51.5)
Early syphilis, unspecified (A51.9)

Late syphilis (A52)
Cardiovascular syphilis (A52.0)
Symptomatic neurosyphilis (A52.1)
Asymptomatic neurosyphilis (A52.2)
Neurosyphilis, unspecified (A52.3)
Other symptomatic late syphilis (A52.7)
Late syphilis, latent (A52.8)
Late syphilis, unspecified (A52.9)

Other and unspecified syphilis (A53)
Latent syphilis, unspecified as early or late (A53.0)
Syphilis, unspecified (A53.9)

Gonococcal infection (A54)
Gonococcal infection of lower genitourinary tract without periurethral or accessory gland abscess (A54.0)
Gonococcal infection of lower genitourinary tract with periurethral and accessory gland abscess (A54.1)
Gonococcal pelviperitonitis and other gonococcal genitourinary infections (A54.2)
Gonococcal infection of eye (A54.3)
Gonococcal infection of musculoskeletal system (A54.4)
Gonococcal pharyngitis (A54.5)
Gonococcal infection of anus and rectum (A54.6)
Other gonococcal infections (A54.8)
Gonococcal infection, unspecified (A54.9)

Chlamydial lymphogranuloma (venereum) (A55)

Other sexually transmitted chlamydial diseases (A56)
Chlamydial infection of lower genitourinary tract (A56.0)
Chlamydial infection of pelviperitoneum and other genitourinary organs (A56.1)
Chlamydial infection of genitourinary tract, unspecified (A56.2)

Add Health is directed by Robert A. Hummer and funded by the National Institute on Aging cooperative agreements U01 AG071448 (Hummer) and U01AG071450 (Aiello and Hummer) at the University of North Carolina at Chapel Hill. Waves I-V data are from the Add Health Program Project, grant P01 HD31921 (Harris) from Eunice Kennedy Shriver National Institute of Child Health and Human Development (NICHD), with cooperative funding from 23 other federal agencies and foundations. Add Health was designed by J. Richard Udry, Peter S. Bearman, and Kathleen Mullan Harris at the University of North Carolina at Chapel Hill (<http://www.cpc.unc.edu/addhealth>).

Chlamydial infection of anus and rectum (A56.3)
Chlamydial infection of pharynx (A56.4)
Sexually transmitted chlamydial infection of other sites (A56.8)

Chancroid (A57)

Granuloma inguinale (A58)

Trichomoniasis (A59)

Urogenital trichomoniasis (A59.0)
Trichomoniasis of other sites (A59.8)
Trichomoniasis, unspecified (A59.9)

Anogenital herpes-viral [herpes simplex] infection (A60)

Herpes-viral infection of genitalia and urogenital tract (A60.0)
Herpes-viral infection of perianal skin and rectum (A60.1)
Anogenital herpes-viral infection, unspecified (A60.9)

Other predominantly sexually transmitted diseases, not elsewhere classified (A63)

Anogenital (venereal) warts (A63.0)
Other specified predominantly sexually transmitted diseases (A63.8)

Unspecified sexually transmitted disease (A64)

Other spirochetal diseases (A65-A69)

Nonvenereal syphilis (A65)

Yaws (A66)

Initial lesions of yaws (A66.0)
Multiple papillomata and wet crab yaws (A66.1)
Other early skin lesions of yaws (A66.2)
Hyperkeratosis of yaws (A66.3)
Gummata and ulcers of yaws (A66.4)
Gangosa (A66.5)
Bone and joint lesions of yaws (A66.6)
Other manifestations of yaws (A66.7)
Latent yaws (A66.8)
Yaws, unspecified (A66.9)

Pinta [carate] (A67)

Primary lesions of pinta (A67.0)
Intermediate lesions of pinta (A67.1)
Late lesions of pinta (A67.2)
Mixed lesions of pinta (A67.3)
Pinta, unspecified (A67.9)

Relapsing fevers (A68)

Louse-borne relapsing fever (A68.0)
Tick-borne relapsing fever (A68.1)
Relapsing fever, unspecified (A68.9)

Other spirochetal infections (A69)

Necrotizing ulcerative stomatitis (A69.0)
Other Vincent's infections (A69.1)
Lyme disease (A69.2)
Other specified spirochetal infections (A69.8)
Spirochetal infection, unspecified (A69.9)

Add Health is directed by Robert A. Hummer and funded by the National Institute on Aging cooperative agreements U01 AG071448 (Hummer) and U01AG071450 (Aiello and Hummer) at the University of North Carolina at Chapel Hill. Waves I-V data are from the Add Health Program Project, grant P01 HD31921 (Harris) from Eunice Kennedy Shriver National Institute of Child Health and Human Development (NICHD), with cooperative funding from 23 other federal agencies and foundations. Add Health was designed by J. Richard Udry, Peter S. Bearman, and Kathleen Mullan Harris at the University of North Carolina at Chapel Hill (<http://www.cpc.unc.edu/addhealth>).

Other diseases caused by chlamydia (A70-A74)

Chlamydia psittaci infection (A70)

Trachoma (A71)

Initial stage of trachoma (A71.0)

Active stage of trachoma (A71.1)

Trachoma, unspecified (A71.9)

Other diseases caused by chlamydiae (A74)

Chlamydial conjunctivitis (A74.0)

Other chlamydial diseases (A74.8)

Chlamydial infection, unspecified (A74.9)

Rickettsioses (A75-A79)

Typhus fever (A75)

Epidemic louse-borne typhus fever due to Rickettsia prowazekii (A75.0)

Recrudescence typhus [Brill's disease] (A75.1)

Typhus fever due to Rickettsia typhi (A75.2)

Typhus fever due to Rickettsia tsutsugamushi (A75.3)

Typhus fever, unspecified (A75.9)

Spotted fever [tick-borne rickettsioses] (A77)

Spotted fever due to Rickettsia rickettsii (A77.0)

Spotted fever due to Rickettsia conorii (A77.1)

Spotted fever due to Rickettsia siberica (A77.2)

Spotted fever due to Rickettsia australis (A77.3)

Other spotted fevers (A77.8)

Spotted fever, unspecified (A77.9)

Q fever (A78)

Other rickettsioses (A79)

Trench fever (A79.0)

Rickettsialpox due to Rickettsia akari (A79.1)

Other specified rickettsioses (A79.8)

Rickettsiosis, unspecified (A79.9)

Viral infections of the central nervous system (A80-A89)

Acute poliomyelitis (A80)

Acute paralytic poliomyelitis, vaccine-associated (A80.0)

Acute paralytic poliomyelitis, wild virus, imported (A80.1)

Acute paralytic poliomyelitis, wild virus, indigenous (A80.2)

Acute paralytic poliomyelitis, other and unspecified (A80.3)

Acute nonparalytic poliomyelitis (A80.4)

Acute poliomyelitis, unspecified (A80.9)

Atypical virus infections of central nervous system (A81)

Creutzfeldt-Jakob disease (A81.0)

Subacute sclerosing panencephalitis (A81.1)

Progressive multifocal leukoencephalopathy (A81.2)

Other atypical virus infections of central nervous system (A81.8)

Atypical virus infection of central nervous system, unspecified (A81.9)

Add Health is directed by Robert A. Hummer and funded by the National Institute on Aging cooperative agreements U01 AG071448 (Hummer) and U01AG071450 (Aiello and Hummer) at the University of North Carolina at Chapel Hill. Waves I-V data are from the Add Health Program Project, grant P01 HD31921 (Harris) from Eunice Kennedy Shriver National Institute of Child Health and Human Development (NICHD), with cooperative funding from 23 other federal agencies and foundations. Add Health was designed by J. Richard Udry, Peter S. Bearman, and Kathleen Mullan Harris at the University of North Carolina at Chapel Hill (<http://www.cpc.unc.edu/addhealth>).

Rabies (A82)

- Sylvatic rabies (A82.0)
- Urban rabies (A82.1)
- Rabies, unspecified (A82.9)

Mosquito-borne viral encephalitis (A83)

- Japanese encephalitis (A83.0)
- Western equine encephalitis (A83.1)
- Eastern equine encephalitis (A83.2)
- St. Louis encephalitis (A83.3)
- Australian encephalitis (A83.4)
- California encephalitis (A83.5)
- Rocio virus disease (A83.6)
- Other mosquito-borne viral encephalitis (A83.8)
- Mosquito-borne viral encephalitis, unspecified (A83.9)

Tick-borne viral encephalitis (A84)

- Far Eastern tick-borne encephalitis [Russian spring-summer encephalitis] (A84.0)
- Central European tick-borne encephalitis (A84.1)
- Other tick-borne viral encephalitis (A84.8)
- Tick-borne viral encephalitis, unspecified (A84.9)

Other viral encephalitis, not elsewhere classified (A85)

- Enteroviral encephalitis (A85.0)
- Adenoviral encephalitis (A85.1)
- Arthropod-borne viral encephalitis, unspecified (A85.2)
- Other specified viral encephalitis (A85.8)

Unspecified viral encephalitis (A86)

Viral meningitis (A87)

- Enteroviral meningitis (A87.0)
- Adenoviral meningitis (A87.1)
- Lymphocytic choriomeningitis (A87.2)
- Other viral meningitis (A87.8)
- Viral meningitis, unspecified (A87.9)

Other viral infections of the central nervous system, not elsewhere classified (A88)

- Enteroviral exanthematous fever [Boston exanthem] (A88.0)
- Epidemic vertigo (A88.1)
- Other specified viral infections of central nervous system (A88.8)

Unspecified viral infection of central nervous system (A89)

Arthropod-borne viral fevers and viral hemorrhagic fevers (A90-A99)

Dengue fever [classical dengue] (A90)

Dengue hemorrhagic fever (A91)

Other mosquito-borne viral fevers (A92)

- Chikungunya virus disease (A92.0)
- O'nyong-nyong fever (A92.1)
- Venezuelan equine fever (A92.2)
- West Nile fever (A92.3)
- Rift Valley fever (A92.4)
- Other specified mosquito-borne viral fevers (A92.8)
- Mosquito-borne viral fever, unspecified (A92.9)

Add Health is directed by Robert A. Hummer and funded by the National Institute on Aging cooperative agreements U01 AG071448 (Hummer) and U01AG071450 (Aiello and Hummer) at the University of North Carolina at Chapel Hill. Waves I-V data are from the Add Health Program Project, grant P01 HD31921 (Harris) from Eunice Kennedy Shriver National Institute of Child Health and Human Development (NICHD), with cooperative funding from 23 other federal agencies and foundations. Add Health was designed by J. Richard Udry, Peter S. Bearman, and Kathleen Mullan Harris at the University of North Carolina at Chapel Hill (<http://www.cpc.unc.edu/addhealth>).

Other arthropod-borne viral fevers, not elsewhere classified (A93)

- Oropouche virus disease (A93.0)
- Sandfly fever (A93.1)
- Colorado tick fever (A93.2)
- Other specified arthropod-borne viral fevers (A93.8)

Unspecified arthropod-borne viral fever (A94)

Yellow fever (A95)

- Sylvatic yellow fever (A95.0)
- Urban yellow fever (A95.1)
- Yellow fever, unspecified (A95.9)

Arenaviral hemorrhagic fever (A96)

- Junin hemorrhagic fever (A96.0)
- Machupo hemorrhagic fever (A96.1)
- Lassa fever (A96.2)
- Other arenaviral hemorrhagic fevers (A96.8)
- Arenaviral hemorrhagic fever, unspecified (A96.9)

Other viral hemorrhagic fevers, not elsewhere classified (A98)

- Crimean-Congo hemorrhagic fever (A98.0)
- Omsk hemorrhagic fever (A98.1)
- Kyasanur Forest disease (A98.2)
- Marburg virus disease (A98.3)
- Ebola virus disease (A98.4)
- Hemorrhagic fever with renal syndrome (A98.5)
- Other specified viral hemorrhagic fevers (A98.8)

Unspecified viral hemorrhagic fever (A99)

Viral infections characterized by skin and mucous membrane lesions (B00-B09)

Herpes-viral [herpes simplex] infections (B00)

- Eczema herpeticum (B00.0)
- Herpes-viral vesicular dermatitis (B00.1)
- Herpes-viral gingivostomatitis and pharyngotonsillitis (B00.2)
- Herpes-viral meningitis (B00.3)
- Herpes-viral encephalitis (B00.4)
- Herpes-viral ocular disease (B00.5)
- Disseminated herpes-viral disease (B00.7)
- Other forms of herpes-viral infection (B00.8)
- Herpes-viral infection, unspecified (B00.9)

Varicella [chickenpox] (B01)

- Varicella meningitis (B01.0)
- Varicella encephalitis (B01.1)
- Varicella pneumonia (B01.2)
- Varicella with other complications (B01.8)
- Varicella without complications (B01.9)

Zoster [herpes zoster] (B02)

- Zoster encephalitis (B02.0)
- Zoster meningitis (B02.1)
- Zoster with other nervous system involvement (B02.2)
- Zoster ocular disease (B02.3)
- Disseminated zoster (B02.7)

Add Health is directed by Robert A. Hummer and funded by the National Institute on Aging cooperative agreements U01 AG071448 (Hummer) and U01AG071450 (Aiello and Hummer) at the University of North Carolina at Chapel Hill. Waves I-V data are from the Add Health Program Project, grant P01 HD31921 (Harris) from Eunice Kennedy Shriver National Institute of Child Health and Human Development (NICHD), with cooperative funding from 23 other federal agencies and foundations. Add Health was designed by J. Richard Udry, Peter S. Bearman, and Kathleen Mullan Harris at the University of North Carolina at Chapel Hill (<http://www.cpc.unc.edu/addhealth>).

Zoster with other complications (B02.8)
Zoster without complication (B02.9)

Smallpox (B03)

Monkeypox (B04)

Measles (B05)

Measles complicated by encephalitis (B05.0)
Measles complicated by meningitis (B05.1)
Measles complicated by pneumonia (B05.2)
Measles complicated by otitis media (B05.3)
Measles with intestinal complications (B05.4)
Measles with other complications (B05.8)
Measles without complication (B05.9)

Rubella [German measles] (B06)

Rubella with neurological complications (B06.0)
Rubella with other complications (B06.8)
Rubella without complication (B06.9)

Viral warts (B07)

Other viral infections characterized by skin and mucous membrane lesions, not elsewhere classified (B08)

Other orthopoxvirus infections (B08.0)
Molluscum contagiosum (B08.1)
Exanthema subitum [sixth disease] (B08.2)
Erythema infectiosum [fifth disease] (B08.3)
Enteroviral vesicular stomatitis with exanthem (B08.4)
Enteroviral vesicular pharyngitis (B08.5)
Other specified viral infections characterized by skin and mucous membrane lesions (B08.8)

Unspecified viral infection characterized by skin and mucous membrane lesions (B09)

Viral hepatitis (B15-B19)

Acute hepatitis A (B15)

Hepatitis A with hepatic coma (B15.0)
Hepatitis A without hepatic coma (B15.9)

Acute hepatitis B (B16)

Acute hepatitis B with delta-agent (coinfection) with hepatic coma (B16.0)
Acute hepatitis B with delta-agent (coinfection) without hepatic coma (B16.1)
Acute hepatitis B without delta-agent with hepatic coma (B16.2)
Acute hepatitis B without delta-agent and without hepatic coma (B16.9)

Other acute viral hepatitis (B17)

Acute delta-(super) infection of hepatitis B carrier (B17.0)
Acute hepatitis C (B17.1)
Acute hepatitis E (B17.2)
Other specified acute viral hepatitis (B17.8)

Chronic viral hepatitis (B18)

Chronic viral hepatitis B with delta-agent (B18.0)
Chronic viral hepatitis B without delta-agent (B18.1)
Chronic viral hepatitis C (B18.2)
Other chronic viral hepatitis (B18.8)
Chronic viral hepatitis, unspecified (B18.9)

Add Health is directed by Robert A. Hummer and funded by the National Institute on Aging cooperative agreements U01 AG071448 (Hummer) and U01AG071450 (Aiello and Hummer) at the University of North Carolina at Chapel Hill. Waves I-V data are from the Add Health Program Project, grant P01 HD31921 (Harris) from Eunice Kennedy Shriver National Institute of Child Health and Human Development (NICHD), with cooperative funding from 23 other federal agencies and foundations. Add Health was designed by J. Richard Udry, Peter S. Bearman, and Kathleen Mullan Harris at the University of North Carolina at Chapel Hill (<http://www.cpc.unc.edu/addhealth>).

Unspecified viral hepatitis (B19)

Unspecified viral hepatitis with coma (B19.0)

Unspecified viral hepatitis without coma (B19.9)

Human immunodeficiency virus [HIV] disease (B20-B24)

Human immunodeficiency virus [HIV] disease resulting in infectious and parasitic diseases (B20)

HIV disease resulting in mycobacterial infection (B20.0)

HIV disease resulting in other bacterial infections (B20.1)

HIV disease resulting in cytomegaloviral disease (B20.2)

HIV disease resulting in other viral infections (B20.3)

HIV disease resulting in candidiasis (B20.4)

HIV disease resulting in other mycoses (B20.5)

HIV disease resulting in Pneumocystis carinii pneumonia (B20.6)

HIV disease resulting in multiple infections (B20.7)

HIV disease resulting in other infectious and parasitic diseases (B20.8)

HIV disease resulting in unspecified infectious or parasitic disease (B20.9)

Human immunodeficiency virus [HIV] disease resulting in malignant neoplasms (B21)

HIV disease resulting in Kaposi's sarcoma (B21.0)

HIV disease resulting in Burkitt's lymphoma (B21.1)

HIV disease resulting in other types of non-Hodgkin's lymphoma (B21.2)

HIV disease resulting in other malignant neoplasms of lymphoid, hematopoietic, and related tissue (B21.3)

HIV disease resulting in multiple malignant neoplasms (B21.7)

HIV disease resulting in other malignant neoplasms (B21.8)

HIV disease resulting in unspecified malignant neoplasm (B21.9)

Human immunodeficiency virus [HIV] disease resulting in other specified diseases (B22)

HIV disease resulting in encephalopathy (B22.0)

HIV disease resulting in lymphoid interstitial pneumonitis (B22.1)

HIV disease resulting in wasting syndrome (B22.2)

HIV disease resulting in multiple diseases classified elsewhere (B22.7)

Human immunodeficiency virus [HIV] disease resulting in other conditions (B23)

Acute HIV infection syndrome (B23.0)

HIV disease resulting in (persistent) generalized lymphadenopathy (B23.1)

HIV disease resulting in hematological and immunological abnormalities, not elsewhere classified (B23.2)

HIV disease resulting in other specified conditions (B23.8)

Unspecified human immunodeficiency virus [HIV] disease (B24)

Other viral diseases (B25-B34)

Cytomegaloviral disease (B25)

Cytomegaloviral pneumonitis (B25.0)

Cytomegaloviral hepatitis (B25.1)

Cytomegaloviral pancreatitis (B25.2)

Other cytomegaloviral diseases (B25.8)

Cytomegaloviral disease, unspecified (B25.9)

Mumps (B26)

Mumps orchitis (B26.0)

Mumps meningitis (B26.1)

Mumps encephalitis (B26.2)

Mumps pancreatitis (B26.3)

Mumps with other complications (B26.8)

Mumps without complication (B26.9)

Add Health is directed by Robert A. Hummer and funded by the National Institute on Aging cooperative agreements U01 AG071448 (Hummer) and U01AG071450 (Aiello and Hummer) at the University of North Carolina at Chapel Hill. Waves I-V data are from the Add Health Program Project, grant P01 HD31921 (Harris) from Eunice Kennedy Shriver National Institute of Child Health and Human Development (NICHD), with cooperative funding from 23 other federal agencies and foundations. Add Health was designed by J. Richard Udry, Peter S. Bearman, and Kathleen Mullan Harris at the University of North Carolina at Chapel Hill (<http://www.cpc.unc.edu/addhealth>).

Infectious mononucleosis (B27)
Gamma-herpes-viral mononucleosis (B27.0)
Cytomegaloviral mononucleosis (B27.1)
Other infectious mononucleosis (B27.8)
Infectious mononucleosis, unspecified (B27.9)

Viral conjunctivitis (B30)
Keratoconjunctivitis due to adenovirus (B30.0)
Conjunctivitis due to adenovirus (B30.1)
Viral pharyngoconjunctivitis (B30.2)
Acute epidemic hemorrhagic conjunctivitis (enteroviral) (B30.3)
Other viral conjunctivitis (B30.8)
Viral conjunctivitis, unspecified (B30.9)

Other viral diseases, not elsewhere classified (B33)
Epidemic myalgia (B33.0)
Ross River disease (B33.1)
Viral carditis (B33.2)
Retrovirus infections, not elsewhere classified (B33.3)
Other specified viral diseases (B33.8)

Viral infection of unspecified site (B34)
Adenovirus infection, unspecified (B34.0)
Enterovirus infection, unspecified (B34.1)
Coronavirus infection, unspecified (B34.2)
Parvovirus infection, unspecified (B34.3)
Papovirus infection, unspecified (B34.4)
Other viral infections of unspecified site (B34.8)
Viral infection, unspecified (B34.9)

Mycoses (B35-B49)

Dermatophytosis (B35)
Tinea barbae and tinea capitis (B35.0)
Tinea unguium (B35.1)
Tinea manuum (B35.2)
Tinea pedis (B35.3)
Tinea corporis (B35.4)
Tinea imbricata (B35.5)
Tinea cruris (B35.6)
Other dermatophytoses (B35.8)
Dermatophytosis, unspecified (B35.9)

Other superficial mycoses (B36)
Pityriasis versicolor (B36.0)
Tinea nigra (B36.1)
White piedra (B36.2)
Black piedra (B36.3)
Other specified superficial mycoses (B36.8)
Superficial mycosis, unspecified (B36.9)

Candidiasis (B37)
Candidal stomatitis (B37.0)
Pulmonary candidiasis (B37.1)
Candidiasis of skin and nail (B37.2)
Candidiasis of vulva and vagina (B37.3)
Candidiasis of other urogenital sites (B37.4)

Add Health is directed by Robert A. Hummer and funded by the National Institute on Aging cooperative agreements U01 AG071448 (Hummer) and U01AG071450 (Aiello and Hummer) at the University of North Carolina at Chapel Hill. Waves I-V data are from the Add Health Program Project, grant P01 HD31921 (Harris) from Eunice Kennedy Shriver National Institute of Child Health and Human Development (NICHD), with cooperative funding from 23 other federal agencies and foundations. Add Health was designed by J. Richard Udry, Peter S. Bearman, and Kathleen Mullan Harris at the University of North Carolina at Chapel Hill (<http://www.cpc.unc.edu/addhealth>).

- Candidal meningitis (B37.5)
- Candidal endocarditis (B37.6)
- Candidal septicemia (B37.7)
- Candidiasis of other sites (B37.8)
- Candidiasis, unspecified (B37.9)

Coccidioidomycosis (B38)

- Acute pulmonary coccidioidomycosis (B38.0)
- Chronic pulmonary coccidioidomycosis (B38.1)
- Pulmonary coccidioidomycosis, unspecified (B38.2)
- Cutaneous coccidioidomycosis (B38.3)
- Coccidioidomycosis meningitis (B38.4)
- Disseminated coccidioidomycosis (B38.7)
- Other forms of coccidioidomycosis (B38.8)
- Coccidioidomycosis, unspecified (B38.9)

Histoplasmosis (B39)

- Acute pulmonary histoplasmosis capsulati (B39.0)
- Chronic pulmonary histoplasmosis capsulati (B39.1)
- Pulmonary histoplasmosis capsulati, unspecified (B39.2)
- Disseminated histoplasmosis capsulati (B39.3)
- Histoplasmosis capsulati, unspecified (B39.4)
- Histoplasmosis duboisii (B39.5)
- Histoplasmosis, unspecified (B39.9)

Blastomycosis (B40)

- Acute pulmonary blastomycosis (B40.0)
- Chronic pulmonary blastomycosis (B40.1)
- Pulmonary blastomycosis, unspecified (B40.2)
- Cutaneous blastomycosis (B40.3)
- Disseminated blastomycosis (B40.7)
- Other forms of blastomycosis (B40.8)
- Blastomycosis, unspecified (B40.9)

Paracoccidioidomycosis (B41)

- Pulmonary paracoccidioidomycosis (B41.0)
- Disseminated paracoccidioidomycosis (B41.7)
- Other forms of paracoccidioidomycosis (B41.8)
- Paracoccidioidomycosis, unspecified (B41.9)

Sporotrichosis (B42)

- Pulmonary sporotrichosis (B42.0)
- Lymphocutaneous sporotrichosis (B42.1)
- Disseminated sporotrichosis (B42.7)
- Other forms of sporotrichosis (B42.8)
- Sporotrichosis, unspecified (B42.9)

Chromomycosis and pheomycotic abscess (B43)

- Cutaneous chromomycosis (B43.0)
- Pheomycotic brain abscess (B43.1)
- Subcutaneous pheomycotic abscess and cyst (B43.2)
- Other forms of chromomycosis (B43.8)
- Chromomycosis, unspecified (B43.9)

Aspergillosis (B44)

- Invasive pulmonary aspergillosis (B44.0)
- Other pulmonary aspergillosis (B44.1)
- Tonsillar aspergillosis (B44.2)

Add Health is directed by Robert A. Hummer and funded by the National Institute on Aging cooperative agreements U01 AG071448 (Hummer) and U01AG071450 (Aiello and Hummer) at the University of North Carolina at Chapel Hill. Waves I-V data are from the Add Health Program Project, grant P01 HD31921 (Harris) from Eunice Kennedy Shriver National Institute of Child Health and Human Development (NICHD), with cooperative funding from 23 other federal agencies and foundations. Add Health was designed by J. Richard Udry, Peter S. Bearman, and Kathleen Mullan Harris at the University of North Carolina at Chapel Hill (<http://www.cpc.unc.edu/addhealth>).

Disseminated aspergillosis (B44.7)
Other forms of aspergillosis (B44.8)
Aspergillosis, unspecified (B44.9)

Cryptococcosis (B45)
Pulmonary cryptococcosis (B45.0)
Cerebral cryptococcosis (B45.1)
Cutaneous cryptococcosis (B45.2)
Osseous cryptococcosis (B45.3)
Disseminated cryptococcosis (B45.7)
Other forms of cryptococcosis (B45.8)
Cryptococcosis, unspecified (B45.9)

Zygomycosis (B46)
Pulmonary mucormycosis (B46.0)
Rhinocerebral mucormycosis (B46.1)
Gastrointestinal mucormycosis (B46.2)
Cutaneous mucormycosis (B46.3)
Disseminated mucormycosis (B46.4)
Mucormycosis, unspecified (B46.5)
Other zygomycoses (B46.8)
Zygomycosis, unspecified (B46.9)

Mycetoma (B47)
Eumycetoma (B47.0)
Actinomycetoma (B47.1)
Mycetoma, unspecified (B47.9)

Other mycoses, not elsewhere classified (B48)
Lobomycosis (B48.0)
Rhinosporidiosis (B48.1)
Allescheriasis (B48.2)
Geotrichosis (B48.3)
Penicillois (B48.4)
Opportunistic mycoses (B48.7)
Other specified mycoses (B48.8)

Unspecified mycosis (B49)

Protozoal diseases (B50-B64)

Plasmodium falciparum malaria (B50)
Plasmodium falciparum malaria with cerebral complications (B50.0)
Other severe and complicated Plasmodium falciparum malaria (B50.8)
Plasmodium falciparum malaria, unspecified (B50.9)

Plasmodium vivax malaria (B51)
Plasmodium vivax malaria with rupture of spleen (B51.0)
Plasmodium vivax malaria with other complications (B51.8)
Plasmodium vivax malaria without complication (B51.9)

Plasmodium malariae malaria (B52)
Plasmodium malariae malaria with nephropathy (B52.0)
Plasmodium malariae malaria with other complications (B52.8)
Plasmodium malariae malaria without complication (B52.9)

Other parasitologically confirmed malaria (B53)
Plasmodium ovale malaria (B53.0)

Add Health is directed by Robert A. Hummer and funded by the National Institute on Aging cooperative agreements U01 AG071448 (Hummer) and U01AG071450 (Aiello and Hummer) at the University of North Carolina at Chapel Hill. Waves I-V data are from the Add Health Program Project, grant P01 HD31921 (Harris) from Eunice Kennedy Shriver National Institute of Child Health and Human Development (NICHD), with cooperative funding from 23 other federal agencies and foundations. Add Health was designed by J. Richard Udry, Peter S. Bearman, and Kathleen Mullan Harris at the University of North Carolina at Chapel Hill (<http://www.cpc.unc.edu/addhealth>).

Malaria due to simian plasmodia (B53.1)
Other parasitologically confirmed malaria, not elsewhere classified (B53.8)

Unspecified malaria (B54)

Leishmaniasis (B55)

Visceral leishmaniasis (B55.0)
Cutaneous leishmaniasis (B55.1)
Mucocutaneous leishmaniasis (B55.2)
Leishmaniasis, unspecified (B55.9)

African trypanosomiasis (B56)

Gambiense trypanosomiasis (B56.0)
Rhodesiense trypanosomiasis (B56.1)
African trypanosomiasis, unspecified (B56.9)

Chagas' disease (B57)

Acute Chagas' disease with heart involvement (B57.0)
Acute Chagas' disease without heart involvement (B57.1)
Chagas' disease (chronic) with heart involvement (B57.2)
Chagas' disease (chronic) with digestive system involvement (B57.3)
Chagas' disease (chronic) with nervous system involvement (B57.4)
Chagas' disease (chronic) with other organ involvement (B57.5)

Toxoplasmosis (B58)

Toxoplasma oculopathy (B58.0)
Toxoplasma hepatitis (B58.1)
Toxoplasma meningoencephalitis (B58.2)
Pulmonary toxoplasmosis (B58.3)
Toxoplasmosis with other organ involvement (B58.8)
Toxoplasmosis, unspecified (B58.9)

Pneumocystosis (B59)

Other protozoal diseases, not elsewhere classified (B60)

Babesiosis (B60.0)
Acanthamebiasis (B60.1)
Negleriasis (B60.2)
Other specified protozoal diseases (B60.8)

Unspecified protozoal disease (B64)

Helminthiasis (B65-B83)

Schistosomiasis [bilharziasis] (B65)

Schistosomiasis due to *Schistosoma hematobium* [urinary schistosomiasis] (B65.0)
Schistosomiasis due to *Schistosoma mansoni* [intestinal schistosomiasis] (B65.1)
Schistosomiasis due to *Schistosoma japonicum* (B65.2)
Cercarial dermatitis (B65.3)
Other schistosomiasis (B65.8)
Schistosomiasis, unspecified (B65.9)

Other fluke infections (B66)

Opisthorchiasis (B66.0)
Clonorchiasis (B66.1)
Dicrocoeliasis (B66.2)
Fascioliasis (B66.3)
Paragonimiasis (B66.4)

Add Health is directed by Robert A. Hummer and funded by the National Institute on Aging cooperative agreements U01 AG071448 (Hummer) and U01AG071450 (Aiello and Hummer) at the University of North Carolina at Chapel Hill. Waves I-V data are from the Add Health Program Project, grant P01 HD31921 (Harris) from Eunice Kennedy Shriver National Institute of Child Health and Human Development (NICHD), with cooperative funding from 23 other federal agencies and foundations. Add Health was designed by J. Richard Udry, Peter S. Bearman, and Kathleen Mullan Harris at the University of North Carolina at Chapel Hill (<http://www.cpc.unc.edu/addhealth>).

Fasciolopsiasis (B66.5)
Other specified fluke infections (B66.8)
Fluke infection, unspecified (B66.9)

Echinococcosis (B67)

Echinococcus granulosus infection of liver (B67.0)
Echinococcus granulosus infection of lung (B67.1)
Echinococcus granulosus infection of bone (B67.2)
Echinococcus granulosus infection, other and multiple sites (B67.3)
Echinococcus granulosus infection, unspecified (B67.4)
Echinococcus multilocularis infection of liver (B67.5)
Echinococcus multilocularis infection, other and multiple sites (B67.6)
Echinococcus multilocularis infection, unspecified (B67.7)
Echinococcosis, unspecified, of liver (B67.8)
Echinococcosis, other and unspecified (B67.9)

Teniasis (B68)

Tenia solium teniasis (B68.0)
Tenia saginata teniasis (B68.1)
Teniasis, unspecified (B68.9)

Cysticercosis (B69)

Cysticercosis of central nervous system (B69.0)
Cysticercosis of eye (B69.1)
Cysticercosis of other sites (B69.8)
Cysticercosis, unspecified (B69.9)

Diphyllobothriasis and sparganosis (B70)

Diphyllobothriasis (B70.0)
Sparganosis (B70.1)

Other cestode infections (B71)

Hymenolepiasis (B71.0)
Dipylidiasis (B71.1)
Other specified cestode infections (B71.8)
Cestode infection, unspecified (B71.9)

Dracunculiasis (B72)

Onchocerciasis (B73)

Filariasis (B74)

Filariasis due to *Wuchereria bancrofti* (B74.0)
Filariasis due to *Brugia malayi* (B74.1)
Filariasis due to *Brugia timori* (B74.2)
Loiasis (B74.3)
Mansonelliasis (B74.4)
Other filariases (B74.8)
Filariasis, unspecified (B74.9)

Trichinellosis (B75)

Hookworm diseases (B76)

Ancylostomiasis (B76.0)
Necatoriasis (B76.1)
Other hookworm diseases (B76.8)
Hookworm disease, unspecified (B76.9)

Add Health is directed by Robert A. Hummer and funded by the National Institute on Aging cooperative agreements U01 AG071448 (Hummer) and U01AG071450 (Aiello and Hummer) at the University of North Carolina at Chapel Hill. Waves I-V data are from the Add Health Program Project, grant P01 HD31921 (Harris) from Eunice Kennedy Shriver National Institute of Child Health and Human Development (NICHD), with cooperative funding from 23 other federal agencies and foundations. Add Health was designed by J. Richard Udry, Peter S. Bearman, and Kathleen Mullan Harris at the University of North Carolina at Chapel Hill (<http://www.cpc.unc.edu/addhealth>).

Ascariasis (B77)

- Ascariasis with intestinal complications (B77.0)
- Ascariasis with other complications (B77.8)
- Ascariasis, unspecified (B77.9)

Strongyloidiasis (B78)

- Intestinal strongyloidiasis (B78.0)
- Cutaneous strongyloidiasis (B78.1)
- Disseminated strongyloidiasis (B78.7)
- Strongyloidiasis, unspecified (B78.9)

Trichuriasis (B79)

Enterobiasis (B80)

Other intestinal helminthiasis, not elsewhere classified (B81)

- Anisakiasis (B81.0)
- Intestinal capillariasis (B81.1)
- Trichostrongyliasis (B81.2)
- Intestinal angiostrongyliasis (B81.3)
- Mixed intestinal helminthiasis (B81.4)
- Other specified intestinal helminthiasis (B81.8)

Unspecified intestinal parasitism (B82)

- Intestinal helminthiasis, unspecified (B82.0)
- Intestinal parasitism, unspecified (B82.9)

Other helminthiasis (B83)

- Visceral larva migrans (B83.0)
- Gnathostomiasis (B83.1)
- Angiostrongyliasis due to *Parastrongylus cantonensis* (B83.2)
- Syngamiasis (B83.3)
- Internal hirudiniasis (B83.4)
- Other specified helminthiasis (B83.8)
- Helminthiasis, unspecified (B83.9)

Pediculosis, acariasis and other infestations (B85-B89)

Pediculosis and phthiriasis (B85)

- Pediculosis due to *Pediculus humanus capitis* (B85.0)
- Pediculosis due to *Pediculus humanus corporis* (B85.1)
- Pediculosis, unspecified (B85.2)
- Phthiriasis (B85.3)
- Mixed pediculosis and phthiriasis (B85.4)

Scabies (B86)

Myiasis (B87)

- Cutaneous myiasis (B87.0)
- Wound myiasis (B87.1)
- Ocular myiasis (B87.2)
- Nasopharyngeal myiasis (B87.3)
- Aural myiasis (B87.4)
- Myiasis of other sites (B87.8)
- Myiasis, unspecified (B87.9)

Other infestations (B88)

- Other acariasis (B88.0)

Add Health is directed by Robert A. Hummer and funded by the National Institute on Aging cooperative agreements U01 AG071448 (Hummer) and U01AG071450 (Aiello and Hummer) at the University of North Carolina at Chapel Hill. Waves I-V data are from the Add Health Program Project, grant P01 HD31921 (Harris) from Eunice Kennedy Shriver National Institute of Child Health and Human Development (NICHD), with cooperative funding from 23 other federal agencies and foundations. Add Health was designed by J. Richard Udry, Peter S. Bearman, and Kathleen Mullan Harris at the University of North Carolina at Chapel Hill (<http://www.cpc.unc.edu/addhealth>).

Tungiasis [sand flea infestation] (B88.1)
Other arthropod infestations (B88.2)
External hirudiniasis (B88.3)
Other specified infestations (B88.8)
Infestation, unspecified (B88.9)

Unspecified parasitic disease (B89)

Sequelae of infectious and parasitic diseases (B90-B94)

Sequelae of tuberculosis (B90)

Sequelae of central nervous system tuberculosis (B90.0)
Sequelae of genitourinary tuberculosis (B90.1)
Sequelae of tuberculosis of bones and joints (B90.2)
Sequelae of tuberculosis of other organs (B90.8)
Sequelae of respiratory and unspecified tuberculosis (B90.9)

Sequelae of poliomyelitis (B91)

Sequelae of leprosy (B92)

Sequelae of other and unspecified infectious and parasitic diseases (B94)

Sequelae of trachoma (B94.0)
Sequelae of viral encephalitis (B94.1)
Sequelae of viral hepatitis (B94.2)
Sequelae of other specified infectious and parasitic diseases (B94.8)
Sequelae of unspecified infectious or parasitic disease (B94.9)

Other infectious diseases (B99)

Other and unspecified infectious diseases (B99)

II. Neoplasms (C00-D48)

Malignant neoplasms (C00-C97)

Malignant neoplasms of lip, oral cavity and pharynx (C00-C14)

Malignant neoplasm of lip (C00)

External upper lip (C00.0)
External lower lip (C00.1)
External lip, unspecified (C00.2)
Upper lip, inner aspect (C00.3)
Lower lip, inner aspect (C00.4)
Lip, unspecified, inner aspect (C00.5)
Commissure of lip (C00.6)
Overlapping lesion of lip (C00.8)
Lip, unspecified (C00.9)

Malignant neoplasm of base of tongue (C01)

Malignant neoplasm of other and unspecified parts of tongue (C02)

Dorsal surface of tongue (C02.0)
Border of tongue (C02.1)
Ventral surface of tongue (C02.2)
Anterior two-thirds of tongue, part unspecified (C02.3)
Lingual tonsil (C02.4)
Overlapping lesion of tongue (C02.8)
Tongue, unspecified (C02.9)

Add Health is directed by Robert A. Hummer and funded by the National Institute on Aging cooperative agreements U01 AG071448 (Hummer) and U01AG071450 (Aiello and Hummer) at the University of North Carolina at Chapel Hill. Waves I-V data are from the Add Health Program Project, grant P01 HD31921 (Harris) from Eunice Kennedy Shriver National Institute of Child Health and Human Development (NICHD), with cooperative funding from 23 other federal agencies and foundations. Add Health was designed by J. Richard Udry, Peter S. Bearman, and Kathleen Mullan Harris at the University of North Carolina at Chapel Hill (<http://www.cpc.unc.edu/addhealth>).

Malignant neoplasm of gum (C03)

Upper gum (C03.0)

Lower gum (C03.1)

Gum, unspecified (C03.9)

Malignant neoplasm of floor of mouth (C04)

Anterior floor of mouth (C04.0)

Lateral floor of mouth (C04.1)

Overlapping lesion of floor of mouth (C04.8)

Floor of mouth, unspecified (C04.9)

Malignant neoplasm of palate (C05)

Hard palate (C05.0)

Soft palate (C05.1)

Uvula (C05.2)

Overlapping lesion of palate (C05.8)

Palate, unspecified (C05.9)

Malignant neoplasm of other and unspecified parts of mouth (C06)

Cheek mucosa (C06.0)

Vestibule of mouth (C06.1)

Retromolar area (C06.2)

Overlapping lesion of other and unspecified parts of mouth (C06.8)

Mouth, unspecified (C06.9)

Malignant neoplasm of parotid gland (C07)

Malignant neoplasm of other and unspecified major salivary glands (C08)

Submandibular gland (C08.0)

Sublingual gland (C08.1)

Overlapping lesion of major salivary glands (C08.8)

Major salivary gland, unspecified (C08.9)

Malignant neoplasm of tonsil (C09)

Tonsillar fossa (C09.0)

Tonsillar pillar (anterior) (posterior) (C09.1)

Overlapping lesion of tonsil (C09.8)

Tonsil, unspecified (C09.9)

Malignant neoplasm of oropharynx (C10)

Vallecula (C10.0)

Anterior surface of epiglottis (C10.1)

Lateral wall of oropharynx (C10.2)

Posterior wall of oropharynx (C10.3)

Branchial cleft (C10.4)

Overlapping lesion of oropharynx (C10.8)

Oropharynx, unspecified (C10.9)

Malignant neoplasm of nasopharynx (C11)

Superior wall of nasopharynx (C11.0)

Posterior wall of nasopharynx (C11.1)

Lateral wall of nasopharynx (C11.2)

Anterior wall of nasopharynx (C11.3)

Overlapping lesion of nasopharynx (C11.8)

Nasopharynx, unspecified (C11.9)

Malignant neoplasm of pyriform sinus (C12)

Add Health is directed by Robert A. Hummer and funded by the National Institute on Aging cooperative agreements U01 AG071448 (Hummer) and U01AG071450 (Aiello and Hummer) at the University of North Carolina at Chapel Hill. Waves I-V data are from the Add Health Program Project, grant P01 HD31921 (Harris) from Eunice Kennedy Shriver National Institute of Child Health and Human Development (NICHD), with cooperative funding from 23 other federal agencies and foundations. Add Health was designed by J. Richard Udry, Peter S. Bearman, and Kathleen Mullan Harris at the University of North Carolina at Chapel Hill (<http://www.cpc.unc.edu/addhealth>).

Malignant neoplasm of hypopharynx (C13)

- Postcricoid region (C13.0)
- Aryepiglottic fold, hypopharyngeal aspect (C13.1)
- Posterior wall of hypopharynx (C13.2)
- Overlapping lesion of hypopharynx (C13.8)
- Hypopharynx, unspecified (C13.9)

Malignant neoplasm of other and ill-defined sites in the lip, oral cavity, and pharynx (C14)

- Pharynx, unspecified (C14.0)
- Waldeyer's ring (C14.2)
- Overlapping lesion of lip, oral cavity, and pharynx (C14.8)

Malignant neoplasms of digestive organs (C15-C26)

Malignant neoplasm of esophagus (C15)

- Cervical part of esophagus (C15.0)
- Thoracic part of esophagus (C15.1)
- Abdominal part of esophagus (C15.2)
- Upper third of esophagus (C15.3)
- Middle third of esophagus (C15.4)
- Lower third of esophagus (C15.5)
- Overlapping lesion of esophagus (C15.8)
- Esophagus, unspecified (C15.9)

Malignant neoplasm of stomach (C16)

- Cardia (C16.0)
- Fundus of stomach (C16.1)
- Body of stomach (C16.2)
- Pyloric antrum (C16.3)
- Pylorus (C16.4)
- Lesser curvature of stomach, unspecified (C16.5)
- Greater curvature of stomach, unspecified (C16.6)
- Overlapping lesion of stomach (C16.8)
- Stomach, unspecified (C16.9)

Malignant neoplasm of small intestine (C17)

- Duodenum (C17.0)
- Jejunum (C17.1)
- Ileum (C17.2)
- Meckel's diverticulum (C17.3)
- Overlapping lesion of small intestine (C17.8)
- Small intestine, unspecified (C17.9)

Malignant neoplasm of colon (C18)

- Cecum (C18.0)
- Appendix (C18.1)
- Ascending colon (C18.2)
- Hepatic flexure (C18.3)
- Transverse colon (C18.4)
- Splenic flexure (C18.5)
- Descending colon (C18.6)
- Sigmoid colon (C18.7)
- Overlapping lesion of colon (C18.8)
- Colon, unspecified (C18.9)

Malignant neoplasm of rectosigmoid junction (C19)

Malignant neoplasm of rectum (C20)

Add Health is directed by Robert A. Hummer and funded by the National Institute on Aging cooperative agreements U01 AG071448 (Hummer) and U01AG071450 (Aiello and Hummer) at the University of North Carolina at Chapel Hill. Waves I-V data are from the Add Health Program Project, grant P01 HD31921 (Harris) from Eunice Kennedy Shriver National Institute of Child Health and Human Development (NICHD), with cooperative funding from 23 other federal agencies and foundations. Add Health was designed by J. Richard Udry, Peter S. Bearman, and Kathleen Mullan Harris at the University of North Carolina at Chapel Hill (<http://www.cpc.unc.edu/addhealth>).

Malignant neoplasm of anus and anal canal (C21)
Anus, unspecified (C21.0)
Anal canal (C21.1)
Cloacogenic zone (C21.2)
Overlapping lesion of rectum, anus, and anal canal (C21.8)

Malignant neoplasm of liver and intrahepatic bile ducts (C22)
Liver cell carcinoma (C22.0)
Intrahepatic bile duct carcinoma (C22.1)
Hepatoblastoma (C22.2)
Angiosarcoma of liver (C22.3)
Other sarcomas of liver (C22.4)
Other specified carcinomas of liver (C22.7)
Liver, unspecified (C22.9)

Malignant neoplasm of gallbladder (C23)

Malignant neoplasm of other and unspecified parts of biliary tract (C24)
Extrahepatic bile duct (C24.0)
Ampulla of Vater (C24.1)
Overlapping lesion of biliary tract (C24.8)
Biliary tract, unspecified (C24.9)

Malignant neoplasm of pancreas (C25)
Head of pancreas (C25.0)
Body of pancreas (C25.1)
Tail of pancreas (C25.2)
Pancreatic duct (C25.3)
Endocrine pancreas (C25.4)
Other parts of pancreas (C25.7)
Overlapping lesion of pancreas (C25.8)
Pancreas, unspecified (C25.9)

Malignant neoplasm of other and ill-defined digestive organs (C26)
Intestinal tract, part unspecified (C26.0)
Spleen (C26.1)
Overlapping lesion of digestive system (C26.8)
Ill-defined sites within the digestive system (C26.9)

Malignant neoplasms of respiratory and intrathoracic organs (C30-C39)

Malignant neoplasm of nasal cavity and middle ear (C30)
Nasal cavity (C30.0)
Middle ear (C30.1)

Malignant neoplasm of accessory sinuses (C31)
Maxillary sinus (C31.0)
Ethmoidal sinus (C31.1)
Frontal sinus (C31.2)
Sphenoidal sinus (C31.3)
Overlapping lesion of accessory sinuses (C31.8)
Accessory sinus, unspecified (C31.9)

Malignant neoplasm of larynx (C32)
Glottis (C32.0)
Supraglottis (C32.1)
Subglottis (C32.2)

Add Health is directed by Robert A. Hummer and funded by the National Institute on Aging cooperative agreements U01 AG071448 (Hummer) and U01AG071450 (Aiello and Hummer) at the University of North Carolina at Chapel Hill. Waves I-V data are from the Add Health Program Project, grant P01 HD31921 (Harris) from Eunice Kennedy Shriver National Institute of Child Health and Human Development (NICHD), with cooperative funding from 23 other federal agencies and foundations. Add Health was designed by J. Richard Udry, Peter S. Bearman, and Kathleen Mullan Harris at the University of North Carolina at Chapel Hill (<http://www.cpc.unc.edu/addhealth>).

Laryngeal cartilage (C32.3)
Overlapping lesion of larynx (C32.8)
Larynx, unspecified (C32.9)

Malignant neoplasm of trachea (C33)

Malignant neoplasm of bronchus and lung (C34)

Main bronchus (C34.0)
Upper lobe, bronchus or lung (C34.1)
Middle lobe, bronchus or lung (C34.2)
Lower lobe, bronchus or lung (C34.3)
Overlapping lesion of bronchus and lung (C34.8)
Bronchus or lung, unspecified (C34.9)

Malignant neoplasm of thymus (C37)

Malignant neoplasm of heart, mediastinum, and pleura (C38)

Heart (C38.0)
Anterior mediastinum (C38.1)
Posterior mediastinum (C38.2)
Mediastinum, part unspecified (C38.3)
Pleura (C38.4)
Overlapping lesion of heart, mediastinum, and pleura (C38.8)

Malignant neoplasm of other and ill-defined sites in the respiratory system and intrathoracic organs (C39)

Upper respiratory tract, part unspecified (C39.0)
Overlapping lesion of respiratory and intrathoracic organs (C39.8)
Ill-defined sites within the respiratory system (C39.9)

Malignant neoplasms of bone and articular cartilage (C40-C41)

Malignant neoplasm of bone and articular cartilage of limbs (C40)

Scapula and long bones of upper limb (C40.0)
Short bones of upper limb (C40.1)
Long bones of lower limb (C40.2)
Short bones of lower limb (C40.3)
Overlapping lesion of bone and articular cartilage of limbs (C40.8)
Bone and articular cartilage of limb, unspecified (C40.9)

Malignant neoplasm of bone and articular cartilage of other and unspecified sites (C41)

Bones of skull and face (C41.0)
Mandible (C41.1)
Vertebral column (C41.2)
Ribs, sternum, and clavicle (C41.3)
Pelvic bones, sacrum, and coccyx (C41.4)
Overlapping lesion of bone and articular cartilage (C41.8)
Bone and articular cartilage, unspecified (C41.9)

Melanoma and other malignant neoplasms of skin (C43-C44)

Malignant melanoma of skin (C43)

Malignant melanoma of lip (C43.0)
Malignant melanoma of eyelid, including canthus (C43.1)
Malignant melanoma of ear and external auricular canal (C43.2)
Malignant melanoma of other and unspecified parts of face (C43.3)
Malignant melanoma of scalp and neck (C43.4)
Malignant melanoma of trunk (C43.5)
Malignant melanoma of upper limb, including shoulder (C43.6)

Add Health is directed by Robert A. Hummer and funded by the National Institute on Aging cooperative agreements U01 AG071448 (Hummer) and U01AG071450 (Aiello and Hummer) at the University of North Carolina at Chapel Hill. Waves I-V data are from the Add Health Program Project, grant P01 HD31921 (Harris) from Eunice Kennedy Shriver National Institute of Child Health and Human Development (NICHD), with cooperative funding from 23 other federal agencies and foundations. Add Health was designed by J. Richard Udry, Peter S. Bearman, and Kathleen Mullan Harris at the University of North Carolina at Chapel Hill (<http://www.cpc.unc.edu/addhealth>).

- Malignant melanoma of lower limb, including hip (C43.7)
- Overlapping malignant melanoma of skin (C43.8)
- Malignant melanoma of skin, unspecified (C43.9)

Other malignant neoplasms of skin (C44)

- Skin of lip (C44.0)
- Skin of eyelid, including canthus (C44.1)
- Skin of ear and external auricular canal (C44.2)
- Skin of other and unspecified parts of face (C44.3)
- Skin of scalp and neck (C44.4)
- Skin of trunk (C44.5)
- Skin of upper limb, including shoulder (C44.6)
- Skin of lower limb, including hip (C44.7)
- Overlapping lesion of skin (C44.8)
- Malignant neoplasm of skin, unspecified (C44.9)

Malignant neoplasms of mesothelial and soft tissue (C45-C49)

Mesothelioma (C45)

- Mesothelioma of pleura (C45.0)
- Mesothelioma of peritoneum (C45.1)
- Mesothelioma of pericardium (C45.2)
- Mesothelioma of other sites (C45.7)
- Mesothelioma, unspecified (C45.9)

Kaposi's sarcoma (C46)

- Kaposi's sarcoma of skin (C46.0)
- Kaposi's sarcoma of soft tissue (C46.1)
- Kaposi's sarcoma of palate (C46.2)
- Kaposi's sarcoma of lymph nodes (C46.3)
- Kaposi's sarcoma of other sites (C46.7)
- Kaposi's sarcoma of multiple organs (C46.8)
- Kaposi's sarcoma, unspecified (C46.9)

Malignant neoplasm of peripheral nerves and autonomic nervous system (C47)

- Peripheral nerves of head, face, and neck (C47.0)
- Peripheral nerves of upper limb, including shoulder (C47.1)
- Peripheral nerves of lower limb, including hip (C47.2)
- Peripheral nerves of thorax (C47.3)
- Peripheral nerves of abdomen (C47.4)
- Peripheral nerves of pelvis (C47.5)
- Peripheral nerves of trunk, unspecified (C47.6)
- Overlapping lesion of peripheral nerves and autonomic nervous system (C47.8)
- Peripheral nerves and autonomic nervous system, unspecified (C47.9)

Malignant neoplasm of retroperitoneum and peritoneum (C48)

- Retroperitoneum (C48.0)
- Specified parts of peritoneum (C48.1)
- Peritoneum, unspecified (C48.2)
- Overlapping lesion of retroperitoneum and peritoneum (C48.8)

Malignant neoplasm of other connective and soft tissue (C49)

- Connective and soft tissue of head, face, and neck (C49.0)
- Connective and soft tissue of upper limb, including shoulder (C49.1)
- Connective and soft tissue of lower limb, including hip (C49.2)
- Connective and soft tissue of thorax (C49.3)
- Connective and soft tissue of abdomen (C49.4)
- Connective and soft tissue of pelvis (C49.5)

Add Health is directed by Robert A. Hummer and funded by the National Institute on Aging cooperative agreements U01 AG071448 (Hummer) and U01AG071450 (Aiello and Hummer) at the University of North Carolina at Chapel Hill. Waves I-V data are from the Add Health Program Project, grant P01 HD31921 (Harris) from Eunice Kennedy Shriver National Institute of Child Health and Human Development (NICHD), with cooperative funding from 23 other federal agencies and foundations. Add Health was designed by J. Richard Udry, Peter S. Bearman, and Kathleen Mullan Harris at the University of North Carolina at Chapel Hill (<http://www.cpc.unc.edu/addhealth>).

Connective and soft tissue of trunk, unspecified (C49.6)
Overlapping lesion of connective and soft tissue (C49.8)
Connective and soft tissue, unspecified (C49.9)

Malignant neoplasm of breast (C50)

Malignant neoplasm of breast (C50)
Nipple and areola (C50.0)
Central portion of breast (C50.1)
Upper-inner quadrant of breast (C50.2)
Lower-inner quadrant of breast (C50.3)
Upper-outer quadrant of breast (C50.4)
Lower-outer quadrant of breast (C50.5)
Axillary tail of breast (C50.6)
Overlapping lesion of breast (C50.8)
Breast, unspecified (C50.9)

Malignant neoplasms of female genital organs (C51-C58)

Malignant neoplasm of vulva (C51)
Labium majus (C51.0)
Labium minus (C51.1)
Clitoris (C51.2)
Overlapping lesion of vulva (C51.8)
Vulva, unspecified (C51.9)

Malignant neoplasm of vagina (C52)
Malignant neoplasm of cervix uteri (C53)
Endocervix (C53.0)
Exocervix (C53.1)
Overlapping lesion of cervix uteri (C53.8)
Cervix uteri, unspecified (C53.9)

Malignant neoplasm of corpus uteri (C54)
Isthmus uteri (C54.0)
Endometrium (C54.1)
Myometrium (C54.2)
Fundus uteri (C54.3)
Overlapping lesion of corpus uteri (C54.8)
Corpus uteri, unspecified (C54.9)

Malignant neoplasm of uterus, part unspecified (C55)

Malignant neoplasm of ovary (C56)

Malignant neoplasm of other and unspecified female genital organs (C57)
Fallopian tube (C57.0)
Broad ligament (C57.1)
Round ligament (C57.2)
Parametrium (C57.3)
Uterine adnexa, unspecified (C57.4)
Other specified female genital organs (C57.7)
Overlapping lesion of female genital organs (C57.8)
Female genital organ, unspecified (C57.9)

Malignant neoplasm of placenta (C58)

Malignant neoplasms of male genital organs (C60-C63)

Add Health is directed by Robert A. Hummer and funded by the National Institute on Aging cooperative agreements U01 AG071448 (Hummer) and U01AG071450 (Aiello and Hummer) at the University of North Carolina at Chapel Hill. Waves I-V data are from the Add Health Program Project, grant P01 HD31921 (Harris) from Eunice Kennedy Shriver National Institute of Child Health and Human Development (NICHD), with cooperative funding from 23 other federal agencies and foundations. Add Health was designed by J. Richard Udry, Peter S. Bearman, and Kathleen Mullan Harris at the University of North Carolina at Chapel Hill (<http://www.cpc.unc.edu/addhealth>).

Malignant neoplasm of penis (C60)
Prepuce (C60.0)
Glans penis (C60.1)
Body of penis (C60.2)
Overlapping lesion of penis (C60.8)
Penis, unspecified (C60.9)

Malignant neoplasm of prostate (C61)

Malignant neoplasm of testis (C62)
Undescended testis (C62.0)
Descended testis (C62.1)
Testis, unspecified (C62.9)

Malignant neoplasm of other and unspecified male genital organs (C63)
Epididymis (C63.0)
Spermatic cord (C63.1)
Scrotum (C63.2)
Other specified male genital organs (C63.7)
Overlapping lesion of male genital organs (C63.8)
Male genital organ, unspecified (C63.9)

Malignant neoplasms of urinary tract (C64-C68)

Malignant neoplasm of kidney, except renal pelvis (C64)

Malignant neoplasm of renal pelvis (C65)

Malignant neoplasm of ureter (C66)

Malignant neoplasm of bladder (C67)
Trigone of bladder (C67.0)
Dome of bladder (C67.1)
Lateral wall of bladder (C67.2)
Anterior wall of bladder (C67.3)
Posterior wall of bladder (C67.4)
Bladder neck (C67.5)
Ureteric orifice (C67.6)
Urachus (C67.7)
Overlapping lesion of bladder (C67.8)
Bladder, unspecified (C67.9)

Malignant neoplasm of other and unspecified urinary organs (C68)
Urethra (C68.0)
Paraurethral glands (C68.1)
Overlapping lesion of urinary organs (C68.8)
Urinary organ, unspecified (C68.9)

Malignant neoplasms of eye, brain and other parts of central nervous system (C69-C72)

Malignant neoplasm of eye and adnexa (C69)
Conjunctiva (C69.0)
Cornea (C69.1)
Retina (C69.2)
Choroid (C69.3)
Ciliary body (C69.4)
Lacrimal gland and duct (C69.5)

Add Health is directed by Robert A. Hummer and funded by the National Institute on Aging cooperative agreements U01 AG071448 (Hummer) and U01AG071450 (Aiello and Hummer) at the University of North Carolina at Chapel Hill. Waves I-V data are from the Add Health Program Project, grant P01 HD31921 (Harris) from Eunice Kennedy Shriver National Institute of Child Health and Human Development (NICHD), with cooperative funding from 23 other federal agencies and foundations. Add Health was designed by J. Richard Udry, Peter S. Bearman, and Kathleen Mullan Harris at the University of North Carolina at Chapel Hill (<http://www.cpc.unc.edu/addhealth>).

Orbit (C69.6)
Overlapping lesion of eye and adnexa (C69.8)
Eye, unspecified (C69.9)

Malignant neoplasm of meninges (C70)
Cerebral meninges (C70.0)
Spinal meninges (C70.1)
Meninges, unspecified (C70.9)

Malignant neoplasm of brain (C71)
Cerebrum, except lobes and ventricles (C71.0)
Frontal lobe (C71.1)
Temporal lobe (C71.2)
Parietal lobe (C71.3)
Occipital lobe (C71.4)
Cerebral ventricle (C71.5)
Cerebellum (C71.6)
Brain stem (C71.7)
Overlapping lesion of brain (C71.8)
Brain, unspecified (C71.9)

Malignant neoplasm of spinal cord, cranial nerves, and other parts of central nervous system (C72)
Spinal cord (C72.0)
Cauda equina (C72.1)
Olfactory nerve (C72.2)
Optic nerve (C72.3)
Acoustic nerve (C72.4)
Other and unspecified cranial nerves (C72.5)
Overlapping lesion of brain and other parts of central nervous system (C72.8)
Central nervous system, unspecified (C72.9)

Malignant neoplasms of thyroid and other endocrine glands (C73-C75)

Malignant neoplasm of thyroid gland (C73)

Malignant neoplasm of adrenal gland (C74)
Cortex of adrenal gland (C74.0)
Medulla of adrenal gland (C74.1)
Adrenal gland, unspecified (C74.9)

Malignant neoplasm of other endocrine glands and related structures (C75)
Parathyroid gland (C75.0)
Pituitary gland (C75.1)
Craniopharyngeal duct (C75.2)
Pineal gland (C75.3)
Carotid body (C75.4)
Aortic body and other paraganglia (C75.5)
Pluriglandular involvement, unspecified (C75.8)
Endocrine gland, unspecified (C75.9)

Malignant neoplasms of ill-defined, secondary and unspecified sites (C76-C80)

Malignant neoplasm of other and ill-defined sites (C76)
Head, face, and neck (C76.0)
Thorax (C76.1)
Abdomen (C76.2)
Pelvis (C76.3)
Upper limb (C76.4)

Add Health is directed by Robert A. Hummer and funded by the National Institute on Aging cooperative agreements U01 AG071448 (Hummer) and U01AG071450 (Aiello and Hummer) at the University of North Carolina at Chapel Hill. Waves I-V data are from the Add Health Program Project, grant P01 HD31921 (Harris) from Eunice Kennedy Shriver National Institute of Child Health and Human Development (NICHD), with cooperative funding from 23 other federal agencies and foundations. Add Health was designed by J. Richard Udry, Peter S. Bearman, and Kathleen Mullan Harris at the University of North Carolina at Chapel Hill (<http://www.cpc.unc.edu/addhealth>).

Lower limb (C76.5)
Other ill-defined sites (C76.7)
Overlapping lesion of other and ill-defined sites (C76.8)

Secondary and unspecified malignant neoplasm of lymph nodes (C77)

Lymph nodes of head, face, and neck (C77.0)
Intrathoracic lymph nodes (C77.1)
Intra-abdominal lymph nodes (C77.2)
Axillary and upper limb lymph nodes (C77.3)
Inguinal and lower limb lymph nodes (C77.4)
Intrapelvic lymph nodes (C77.5)
Lymph nodes of multiple regions (C77.8)
Lymph node, unspecified (C77.9)

Secondary malignant neoplasm of respiratory and digestive organs (C78)

Secondary malignant neoplasm of lung (C78.0)
Secondary malignant neoplasm of mediastinum (C78.1)
Secondary malignant neoplasm of pleura (C78.2)
Secondary malignant neoplasm of other and unspecified respiratory organs (C78.3)
Secondary malignant neoplasm of small intestine (C78.4)
Secondary malignant neoplasm of large intestine and rectum (C78.5)
Secondary malignant neoplasm of retroperitoneum and peritoneum (C78.6)
Secondary malignant neoplasm of liver (C78.7)
Secondary malignant neoplasm of other and unspecified digestive organs (C78.8)

Secondary malignant neoplasm of other sites (C79)

Secondary malignant neoplasm of kidney and renal pelvis (C79.0)
Secondary malignant neoplasm of bladder and other and unspecified urinary organs (C79.1)
Secondary malignant neoplasm of skin (C79.2)
Secondary malignant neoplasm of brain and cerebral meninges (C79.3)
Secondary malignant neoplasm of other and unspecified parts of nervous system (C79.4)
Secondary malignant neoplasm of bone and bone marrow (C79.5)
Secondary malignant neoplasm of ovary (C79.6)
Secondary malignant neoplasm of adrenal gland (C79.7)
Secondary malignant neoplasm of other specified sites (C79.8)

Malignant neoplasm without specification of site (C80)

Malignant neoplasms of lymphoid, hematopoietic and related tissue (C81-C96)

Hodgkin's disease (C81)

Lymphocytic predominance (C81.0)
Nodular sclerosis (C81.1)
Mixed cellularity (C81.2)
Lymphocytic depletion (C81.3)
Other Hodgkin's disease (C81.7)
Hodgkin's disease, unspecified (C81.9)

Follicular [nodular] non-Hodgkin's lymphoma (C82)

Small cleaved cell, follicular (C82.0)
Mixed small cleaved and large cell, follicular (C82.1)
Large cell, follicular (C82.2)
Other types of follicular non-Hodgkin's lymphoma (C82.7)
Follicular non-Hodgkin's lymphoma, unspecified (C82.9)

Diffuse non-Hodgkin's lymphoma (C83)

Small cell (diffuse) (C83.0)

Add Health is directed by Robert A. Hummer and funded by the National Institute on Aging cooperative agreements U01 AG071448 (Hummer) and U01AG071450 (Aiello and Hummer) at the University of North Carolina at Chapel Hill. Waves I-V data are from the Add Health Program Project, grant P01 HD31921 (Harris) from Eunice Kennedy Shriver National Institute of Child Health and Human Development (NICHD), with cooperative funding from 23 other federal agencies and foundations. Add Health was designed by J. Richard Udry, Peter S. Bearman, and Kathleen Mullan Harris at the University of North Carolina at Chapel Hill (<http://www.cpc.unc.edu/addhealth>).

- Small cleaved cell (diffuse) (C83.1)
- Mixed small and large cell (diffuse) (C83.2)
- Large cell (diffuse) (C83.3)
- Immunoblastic (diffuse) (C83.4)
- Lymphoblastic (diffuse) (C83.5)
- Undifferentiated (diffuse) (C83.6)
- Burkitt's tumor (C83.7)
- Other types of diffuse non-Hodgkin's lymphoma (C83.8)
- Diffuse non-Hodgkin's lymphoma, unspecified (C83.9)

Peripheral and cutaneous T-cell lymphomas (C84)

- Mycosis fungoides (C84.0)
- Sézary's disease (C84.1)
- T-zone lymphoma (C84.2)
- Lymphoepithelioid lymphoma (C84.3)
- Peripheral T-cell lymphoma (C84.4)
- Other and unspecified T-cell lymphomas (C84.5)

Other and unspecified types of non-Hodgkin's lymphoma (C85)

- Lymphosarcoma (C85.0)
- B-cell lymphoma, unspecified (C85.1)
- Other specified types of non-Hodgkin's lymphoma (C85.7)
- Non-Hodgkin's lymphoma, unspecified type (C85.9)

Malignant immunoproliferative diseases (C88)

- Waldenström's macroglobulinemia (C88.0)
- Alpha heavy chain disease (C88.1)
- Gamma heavy chain disease (C88.2)
- Immunoproliferative small intestinal disease (C88.3)
- Other malignant immunoproliferative diseases (C88.7)
- Malignant immunoproliferative disease, unspecified (C88.9)

Multiple myeloma and malignant plasma cell neoplasms (C90)

- Multiple myeloma (C90.0)
- Plasma cell leukemia (C90.1)
- Plasmacytoma, extramedullary (C90.2)

Lymphoid leukemia (C91)

- Acute lymphoblastic leukemia (C91.0)
- Chronic lymphocytic leukemia (C91.1)
- Subacute lymphocytic leukemia (C91.2)
- Prolymphocytic leukemia (C91.3)
- Hairy-cell leukemia (C91.4)
- Adult T-cell leukemia (C91.5)
- Other lymphoid leukemia (C91.7)
- Lymphoid leukemia, unspecified (C91.9)

Myeloid leukemia (C92)

- Acute myeloid leukemia (C92.0)
- Chronic myeloid leukemia (C92.1)
- Subacute myeloid leukemia (C92.2)
- Myeloid sarcoma (C92.3)
- Acute promyelocytic leukemia (C92.4)
- Acute myelomonocytic leukemia (C92.5)
- Other myeloid leukemia (C92.7)
- Myeloid leukemia, unspecified (C92.9)

Monocytic leukemia (C93)

Add Health is directed by Robert A. Hummer and funded by the National Institute on Aging cooperative agreements U01 AG071448 (Hummer) and U01AG071450 (Aiello and Hummer) at the University of North Carolina at Chapel Hill. Waves I-V data are from the Add Health Program Project, grant P01 HD31921 (Harris) from Eunice Kennedy Shriver National Institute of Child Health and Human Development (NICHD), with cooperative funding from 23 other federal agencies and foundations. Add Health was designed by J. Richard Udry, Peter S. Bearman, and Kathleen Mullan Harris at the University of North Carolina at Chapel Hill (<http://www.cpc.unc.edu/addhealth>).

- Acute monocytic leukemia (C93.0)
- Chronic monocytic leukemia (C93.1)
- Subacute monocytic leukemia (C93.2)
- Other monocytic leukemia (C93.7)
- Monocytic leukemia, unspecified (C93.9)

Other leukemias of specified cell type (C94)

- Acute erythremia and erythroleukemia (C94.0)
- Chronic erythremia (C94.1)
- Acute megakaryoblastic leukemia (C94.2)
- Mast cell leukemia (C94.3)
- Acute panmyelosis (C94.4)
- Acute myelofibrosis (C94.5)
- Other specified leukemias (C94.7)

Leukemia of unspecified cell type (C95)

- Acute leukemia of unspecified cell type (C95.0)
- Chronic leukemia of unspecified cell type (C95.1)
- Subacute leukemia of unspecified cell type (C95.2)
- Other leukemia of unspecified cell type (C95.7)
- Leukemia, unspecified (C95.9)

Other and unspecified malignant neoplasms of lymphoid, hematopoietic, and related tissue (C96)

- Letterer-Siwe disease (C96.0)
- Malignant histiocytosis (C96.1)
- Malignant mast cell tumor (C96.2)
- True histiocytic lymphoma (C96.3)
- Other specified malignant neoplasms of lymphoid, hematopoietic, and related tissue (C96.7)
- Malignant neoplasms of lymphoid, hematopoietic, and related tissue, unspecified (C96.9)

Malignant neoplasms of independent (primary) multiple sites (C97)

Malignant neoplasms of independent (primary) multiple sites (C97)

In situ neoplasms (D00-D09)

Carcinoma in situ of oral cavity, esophagus, and stomach (D00)

- Lip, oral cavity, and pharynx (D00.0)
- Esophagus (D00.1)
- Stomach (D00.2)

Carcinoma in situ of other and unspecified digestive organs (D01)

- Colon (D01.0)
- Rectosigmoid junction (D01.1)
- Rectum (D01.2)
- Anus and anal canal (D01.3)
- Other and unspecified parts of intestine (D01.4)
- Liver, gallbladder, and bile ducts (D01.5)
- Other specified digestive organs (D01.7)
- Digestive organ, unspecified (D01.9)

Carcinoma in situ of middle ear and respiratory system (D02)

- Larynx (D02.0)
- Trachea (D02.1)
- Bronchus and lung (D02.2)
- Other parts of respiratory system (D02.3)
- Respiratory system, unspecified (D02.4)

Melanoma in situ (D03)

Add Health is directed by Robert A. Hummer and funded by the National Institute on Aging cooperative agreements U01 AG071448 (Hummer) and U01AG071450 (Aiello and Hummer) at the University of North Carolina at Chapel Hill. Waves I-V data are from the Add Health Program Project, grant P01 HD31921 (Harris) from Eunice Kennedy Shriver National Institute of Child Health and Human Development (NICHD), with cooperative funding from 23 other federal agencies and foundations. Add Health was designed by J. Richard Udry, Peter S. Bearman, and Kathleen Mullan Harris at the University of North Carolina at Chapel Hill (<http://www.cpc.unc.edu/addhealth>).

- Melanoma in situ of lip (D03.0)
- Melanoma in situ of eyelid, including canthus (D03.1)
- Melanoma in situ of ear and external auricular canal (D03.2)
- Melanoma in situ of other and unspecified parts of face (D03.3)
- Melanoma in situ of scalp and neck (D03.4)
- Melanoma in situ of trunk (D03.5)
- Melanoma in situ of upper limb, including shoulder (D03.6)
- Melanoma in situ of lower limb, including hip (D03.7)
- Melanoma in situ of other sites (D03.8)
- Melanoma in situ, unspecified (D03.9)

Carcinoma in situ of skin (D04)

- Skin of lip (D04.0)
- Skin of eyelid, including canthus (D04.1)
- Skin of ear and external auricular canal (D04.2)
- Skin of other and unspecified parts of face (D04.3)
- Skin of scalp and neck (D04.4)
- Skin of trunk (D04.5)
- Skin of upper limb, including shoulder (D04.6)
- Skin of lower limb, including hip (D04.7)
- Skin of other sites (D04.8)
- Skin, unspecified (D04.9)

Carcinoma in situ of breast (D05)

- Lobular carcinoma in situ (D05.0)
- Intraductal carcinoma in situ (D05.1)
- Other carcinoma in situ of breast (D05.7)
- Carcinoma in situ of breast, unspecified (D05.9)

Carcinoma in situ of cervix uteri (D06)

- Endocervix (D06.0)
- Exocervix (D06.1)
- Other parts of cervix (D06.7)
- Cervix, unspecified (D06.9)

Carcinoma in situ of other and unspecified genital organs (D07)

- Endometrium (D07.0)
- Vulva (D07.1)
- Vagina (D07.2)
- Other and unspecified female genital organs (D07.3)
- Penis (D07.4)
- Prostate (D07.5)
- Other and unspecified male genital organs (D07.6)

Carcinoma in situ of other and unspecified sites (D09)

- Bladder (D09.0)
- Other and unspecified urinary organs (D09.1)
- Eye (D09.2)
- Thyroid and other endocrine glands (D09.3)
- Carcinoma in situ of other specified sites (D09.7)
- Carcinoma in situ, unspecified (D09.9)

Benign neoplasms (D10-D36)

Benign neoplasm of mouth and pharynx (D10)

- Lip (D10.0)
- Tongue (D10.1)
- Floor of mouth (D10.2)
- Other and unspecified parts of mouth (D10.3)

Add Health is directed by Robert A. Hummer and funded by the National Institute on Aging cooperative agreements U01 AG071448 (Hummer) and U01AG071450 (Aiello and Hummer) at the University of North Carolina at Chapel Hill. Waves I-V data are from the Add Health Program Project, grant P01 HD31921 (Harris) from Eunice Kennedy Shriver National Institute of Child Health and Human Development (NICHD), with cooperative funding from 23 other federal agencies and foundations. Add Health was designed by J. Richard Udry, Peter S. Bearman, and Kathleen Mullan Harris at the University of North Carolina at Chapel Hill (<http://www.cpc.unc.edu/addhealth>).

- Tonsil (D10.4)
- Other parts of oropharynx (D10.5)
- Nasopharynx (D10.6)
- Hypopharynx (D10.7)
- Pharynx, unspecified (D10.9)

Benign neoplasm of major salivary glands (D11)

- Parotid gland (D11.0)
- Other major salivary glands (D11.7)
- Major salivary gland, unspecified (D11.9)

Benign neoplasm of colon, rectum, anus, and anal canal (D12)

- Cecum (D12.0)
- Appendix (D12.1)
- Ascending colon (D12.2)
- Transverse colon (D12.3)
- Descending colon (D12.4)
- Sigmoid colon (D12.5)
- Colon, unspecified (D12.6)
- Rectosigmoid junction (D12.7)
- Rectum (D12.8)
- Anus and anal canal (D12.9)

Benign neoplasm of other and ill-defined parts of digestive system (D13)

- Esophagus (D13.0)
- Stomach (D13.1)
- Duodenum (D13.2)
- Other and unspecified parts of small intestine (D13.3)
- Liver (D13.4)
- Extrahepatic bile ducts (D13.5)
- Pancreas (D13.6)
- Endocrine pancreas (D13.7)
- Ill-defined sites within the digestive system (D13.9)

Benign neoplasm of middle ear and respiratory system (D14)

- Middle ear, nasal cavity, and accessory sinuses (D14.0)
- Larynx (D14.1)
- Trachea (D14.2)
- Bronchus and lung (D14.3)
- Respiratory system, unspecified (D14.4)

Benign neoplasm of other and unspecified intrathoracic organs (D15)

- Thymus (D15.0)
- Heart (D15.1)
- Mediastinum (D15.2)
- Other specified intrathoracic organs (D15.7)
- Intrathoracic organ, unspecified (D15.9)

Benign neoplasm of bone and articular cartilage (D16)

- Scapula and long bones of upper limb (D16.0)
- Short bones of upper limb (D16.1)
- Long bones of lower limb (D16.2)
- Short bones of lower limb (D16.3)
- Bones of skull and face (D16.4)
- Lower jaw bone (D16.5)
- Vertebral column (D16.6)
- Ribs, sternum, and clavicle (D16.7)
- Pelvic bones, sacrum, and coccyx (D16.8)

Add Health is directed by Robert A. Hummer and funded by the National Institute on Aging cooperative agreements U01 AG071448 (Hummer) and U01AG071450 (Aiello and Hummer) at the University of North Carolina at Chapel Hill. Waves I-V data are from the Add Health Program Project, grant P01 HD31921 (Harris) from Eunice Kennedy Shriver National Institute of Child Health and Human Development (NICHD), with cooperative funding from 23 other federal agencies and foundations. Add Health was designed by J. Richard Udry, Peter S. Bearman, and Kathleen Mullan Harris at the University of North Carolina at Chapel Hill (<http://www.cpc.unc.edu/addhealth>).

Bone and articular cartilage, unspecified (D16.9)

Benign lipomatous neoplasm (D17)

- Benign lipomatous neoplasm of skin and subcutaneous tissue of head, face, and neck (D17.0)
- Benign lipomatous neoplasm of skin and subcutaneous tissue of trunk (D17.1)
- Benign lipomatous neoplasm of skin and subcutaneous tissue of limbs (D17.2)
- Benign lipomatous neoplasm of skin and subcutaneous tissue of other and unspecified sites (D17.3)
- Benign lipomatous neoplasm of intrathoracic organs (D17.4)
- Benign lipomatous neoplasm of intra-abdominal organs (D17.5)
- Benign lipomatous neoplasm of spermatic cord (D17.6)
- Benign lipomatous neoplasm of other sites (D17.7)
- Benign lipomatous neoplasm, unspecified (D17.9)

Hemangioma and lymphangioma, any site (D18)

- Hemangioma, any site (D18.0)
- Lymphangioma, any site (D18.1)

Benign neoplasm of mesothelial tissue (D19)

- Mesothelial tissue of pleura (D19.0)
- Mesothelial tissue of peritoneum (D19.1)
- Mesothelial tissue of other sites (D19.7)
- Mesothelial tissue, unspecified (D19.9)

Benign neoplasm of soft tissue of retroperitoneum and peritoneum (D20)

- Retroperitoneum (D20.0)
- Peritoneum (D20.1)

Other benign neoplasms of connective and other soft tissue (D21)

- Connective and other soft tissue of head, face, and neck (D21.0)
- Connective and other soft tissue of upper limb, including shoulder (D21.1)
- Connective and other soft tissue of lower limb, including hip (D21.2)
- Connective and other soft tissue of thorax (D21.3)
- Connective and other soft tissue of abdomen (D21.4)
- Connective and other soft tissue of pelvis (D21.5)
- Connective and other soft tissue of trunk, unspecified (D21.6)
- Connective and other soft tissue, unspecified (D21.9)

Melanocytic nevi (D22)

- Melanocytic nevi of lip (D22.0)
- Melanocytic nevi of eyelid, including canthus (D22.1)
- Melanocytic nevi of ear and external auricular canal (D22.2)
- Melanocytic nevi of other and unspecified parts of face (D22.3)
- Melanocytic nevi of scalp and neck (D22.4)
- Melanocytic nevi of trunk (D22.5)
- Melanocytic nevi of upper limb, including shoulder (D22.6)
- Melanocytic nevi of lower limb, including hip (D22.7)
- Melanocytic nevi, unspecified (D22.9)

Other benign neoplasms of skin (D23)

- Skin of lip (D23.0)
- Skin of eyelid, including canthus (D23.1)
- Skin of ear and external auricular canal (D23.2)
- Skin of other and unspecified parts of face (D23.3)
- Skin of scalp and neck (D23.4)
- Skin of trunk (D23.5)
- Skin of upper limb, including shoulder (D23.6)
- Skin of lower limb, including hip (D23.7)
- Skin, unspecified (D23.9)

Add Health is directed by Robert A. Hummer and funded by the National Institute on Aging cooperative agreements U01 AG071448 (Hummer) and U01AG071450 (Aiello and Hummer) at the University of North Carolina at Chapel Hill. Waves I-V data are from the Add Health Program Project, grant P01 HD31921 (Harris) from Eunice Kennedy Shriver National Institute of Child Health and Human Development (NICHD), with cooperative funding from 23 other federal agencies and foundations. Add Health was designed by J. Richard Udry, Peter S. Bearman, and Kathleen Mullan Harris at the University of North Carolina at Chapel Hill (<http://www.cpc.unc.edu/addhealth>).

Benign neoplasm of breast (D24)

Leiomyoma of uterus (D25)

- Submucous leiomyoma of uterus (D25.0)
- Intramural leiomyoma of uterus (D25.1)
- Subserosal leiomyoma of uterus (D25.2)
- Leiomyoma of uterus, unspecified (D25.9)

Other benign neoplasms of uterus (D26)

- Cervix uteri (D26.0)
- Corpus uteri (D26.1)
- Other parts of uterus (D26.7)
- Uterus, unspecified (D26.9)

Benign neoplasm of ovary (D27)

Benign neoplasm of other and unspecified female genital organs (D28)

- Vulva (D28.0)
- Vagina (D28.1)
- Uterine tubes and ligaments (D28.2)
- Other specified female genital organs (D28.7)
- Female genital organ, unspecified (D28.9)

Benign neoplasm of male genital organs (D29)

- Penis (D29.0)
- Prostate (D29.1)
- Testis (D29.2)
- Epididymis (D29.3)
- Scrotum (D29.4)
- Other male genital organs (D29.7)
- Male genital organ, unspecified (D29.9)

Benign neoplasm of urinary organs (D30)

- Kidney (D30.0)
- Renal pelvis (D30.1)
- Ureter (D30.2)
- Bladder (D30.3)
- Urethra (D30.4)
- Other urinary organs (D30.7)
- Urinary organ, unspecified (D30.9)

Benign neoplasm of eye and adnexa (D31)

- Conjunctiva (D31.0)
- Cornea (D31.1)
- Retina (D31.2)
- Choroid (D31.3)
- Ciliary body (D31.4)
- Lacrimal gland and duct (D31.5)
- Orbit, unspecified (D31.6)
- Eye, unspecified (D31.9)

Benign neoplasm of meninges (D32)

- Cerebral meninges (D32.0)
- Spinal meninges (D32.1)
- Meninges, unspecified (D32.9)

Add Health is directed by Robert A. Hummer and funded by the National Institute on Aging cooperative agreements U01 AG071448 (Hummer) and U01AG071450 (Aiello and Hummer) at the University of North Carolina at Chapel Hill. Waves I-V data are from the Add Health Program Project, grant P01 HD31921 (Harris) from Eunice Kennedy Shriver National Institute of Child Health and Human Development (NICHD), with cooperative funding from 23 other federal agencies and foundations. Add Health was designed by J. Richard Udry, Peter S. Bearman, and Kathleen Mullan Harris at the University of North Carolina at Chapel Hill (<http://www.cpc.unc.edu/addhealth>).

Benign neoplasm of brain and other parts of central nervous system (D33)

- Brain, supratentorial (D33.0)
- Brain, infratentorial (D33.1)
- Brain, unspecified (D33.2)
- Cranial nerves (D33.3)
- Spinal cord (D33.4)
- Other specified parts of central nervous system (D33.7)
- Central nervous system, unspecified (D33.9)

Benign neoplasm of thyroid gland (D34)

Benign neoplasm of other and unspecified endocrine glands (D35)

- Adrenal gland (D35.0)
- Parathyroid gland (D35.1)
- Pituitary gland (D35.2)
- Craniopharyngeal duct (D35.3)
- Pineal gland (D35.4)
- Carotid body (D35.5)
- Aortic body and other paraganglia (D35.6)
- Other specified endocrine glands (D35.7)
- Pluriglandular involvement (D35.8)
- Endocrine gland, unspecified (D35.9)

Benign neoplasm of other and unspecified sites (D36)

- Lymph nodes (D36.0)
- Peripheral nerves and autonomic nervous system (D36.1)
- Other specified sites (D36.7)
- Benign neoplasm of unspecified site (D36.9)

Neoplasms of uncertain or unknown behavior (D37-D48)

Neoplasm of uncertain or unknown behavior of oral cavity and digestive organs (D37)

- Lip, oral cavity, and pharynx (D37.0)
- Stomach (D37.1)
- Small intestine (D37.2)
- Appendix (D37.3)
- Colon (D37.4)
- Rectum (D37.5)
- Liver, gallbladder, and bile ducts (D37.6)
- Other digestive organs (D37.7)
- Digestive organ, unspecified (D37.9)

Neoplasm of uncertain or unknown behavior of middle ear and respiratory and intrathoracic organs (D38)

- Larynx (D38.0)
- Trachea, bronchus, and lung (D38.1)
- Pleura (D38.2)
- Mediastinum (D38.3)
- Thymus (D38.4)
- Other respiratory organs (D38.5)
- Respiratory organ, unspecified (D38.6)

Neoplasm of uncertain or unknown behavior of female genital organs (D39)

- Uterus (D39.0)
- Ovary (D39.1)
- Placenta (D39.2)
- Other female genital organs (D39.7)
- Female genital organ, unspecified (D39.9)

Add Health is directed by Robert A. Hummer and funded by the National Institute on Aging cooperative agreements U01 AG071448 (Hummer) and U01AG071450 (Aiello and Hummer) at the University of North Carolina at Chapel Hill. Waves I-V data are from the Add Health Program Project, grant P01 HD31921 (Harris) from Eunice Kennedy Shriver National Institute of Child Health and Human Development (NICHD), with cooperative funding from 23 other federal agencies and foundations. Add Health was designed by J. Richard Udry, Peter S. Bearman, and Kathleen Mullan Harris at the University of North Carolina at Chapel Hill (<http://www.cpc.unc.edu/addhealth>).

Neoplasm of uncertain or unknown behavior of male genital organs (D40)

- Prostate (D40.0)
- Testis (D40.1)
- Other male genital organs (D40.7)
- Male genital organ, unspecified (D40.9)

Neoplasm of uncertain or unknown behavior of urinary organs (D41)

- Kidney (D41.0)
- Renal pelvis (D41.1)
- Ureter (D41.2)
- Urethra (D41.3)
- Bladder (D41.4)
- Other urinary organs (D41.7)
- Urinary organ, unspecified (D41.9)

Neoplasm of uncertain or unknown behavior of meninges (D42)

- Cerebral meninges (D42.0)
- Spinal meninges (D42.1)
- Meninges, unspecified (D42.9)

Neoplasm of uncertain or unknown behavior of brain and central nervous system (D43)

- Brain, supratentorial (D43.0)
- Brain, infratentorial (D43.1)
- Brain, unspecified (D43.2)
- Cranial nerves (D43.3)
- Spinal cord (D43.4)
- Other parts of central nervous system (D43.7)
- Central nervous system, unspecified (D43.9)

Neoplasm of uncertain or unknown behavior of endocrine glands (D44)

- Thyroid gland (D44.0)
- Adrenal gland (D44.1)
- Parathyroid gland (D44.2)
- Pituitary gland (D44.3)
- Craniopharyngeal duct (D44.4)
- Pineal gland (D44.5)
- Carotid body (D44.6)
- Aortic body and other paraganglia (D44.7)
- Pluriglandular involvement (D44.8)
- Endocrine gland, unspecified (D44.9)

Polycythemia vera (D45)

Myelodysplastic syndromes (D46)

- Refractory anemia without sideroblasts, so stated (D46.0)
- Refractory anemia with sideroblasts (D46.1)
- Refractory anemia with excess of blasts (D46.2)
- Refractory anemia with excess of blasts with transformation (D46.3)
- Refractory anemia, unspecified (D46.4)
- Other myelodysplastic syndromes (D46.7)
- Myelodysplastic syndrome, unspecified (D46.9)

Other neoplasms of uncertain or unknown behavior of lymphoid, hematopoietic, and related tissue (D47)

- Histiocytic and mast cell tumors of uncertain and unknown behavior (D47.0)
- Chronic myeloproliferative disease (D47.1)
- Monoclonal gammopathy (D47.2)
- Essential (hemorrhagic) thrombocythemia (D47.3)

Add Health is directed by Robert A. Hummer and funded by the National Institute on Aging cooperative agreements U01 AG071448 (Hummer) and U01AG071450 (Aiello and Hummer) at the University of North Carolina at Chapel Hill. Waves I-V data are from the Add Health Program Project, grant P01 HD31921 (Harris) from Eunice Kennedy Shriver National Institute of Child Health and Human Development (NICHD), with cooperative funding from 23 other federal agencies and foundations. Add Health was designed by J. Richard Udry, Peter S. Bearman, and Kathleen Mullan Harris at the University of North Carolina at Chapel Hill (<http://www.cpc.unc.edu/addhealth>).

Other specified neoplasms of uncertain or unknown behavior of lymphoid, hematopoietic, and related tissue(D47.7)

Neoplasm of uncertain or unknown behavior of lymphoid, hematopoietic, and related tissue, unspecified (D47.9)

Neoplasm of uncertain or unknown behavior of other and unspecified sites (D48)

Bone and articular cartilage (D48.0)

Connective and other soft tissue (D48.1)

Peripheral nerves and autonomic nervous system (D48.2)

Retroperitoneum (D48.3)

Peritoneum (D48.4)

Skin (D48.5)

Breast (D48.6)

Other specified sites (D48.7)

Neoplasms of uncertain or unknown behavior, unspecified (D48.9)

III. Diseases of the blood and blood-forming organs and certain disorders involving the immune mechanism (D50-D89)

Nutritional anemias (D50-D53)

Iron deficiency anemia (D50)

Iron deficiency anemia secondary to blood loss (chronic) (D50.0)

Sideropenic dysphagia (D50.1)

Other iron deficiency anemias (D50.8)

Iron deficiency anemia, unspecified (D50.9)

Vitamin B12 deficiency anemia (D51)

Vitamin B12 deficiency anemia due to intrinsic factor deficiency (D51.0)

Vitamin B12 deficiency anemia due to selective vitamin B12 malabsorption with proteinuria (D51.1)

Transcobalamin II deficiency (D51.2)

Other dietary vitamin B12 deficiency anemia (D51.3)

Other vitamin B12 deficiency anemias (D51.8)

Vitamin B12 deficiency anemia, unspecified (D51.9)

Folate deficiency anemia (D52)

Dietary folate deficiency anemia (D52.0)

Drug-induced folate deficiency anemia (D52.1)

Other folate deficiency anemias (D52.8)

Folate deficiency anemia, unspecified (D52.9)

Other nutritional anemias (D53)

Protein deficiency anemia (D53.0)

Other megaloblastic anemias, not elsewhere classified (D53.1)

Scorbutic anemia (D53.2)

Other specified nutritional anemias (D53.8)

Nutritional anemia, unspecified (D53.9)

Hemolytic anemias (D55-D59)

Anemia due to enzyme disorders (D55)

Anemia due to glucose-6-phosphate dehydrogenase [G6PD] deficiency (D55.0)

Anemia due to other disorders of glutathione metabolism (D55.1)

Anemia due to disorders of glycolytic enzymes (D55.2)

Anemia due to disorders of nucleotide metabolism (D55.3)

Other anemias due to enzyme disorders (D55.8)

Anemia due to enzyme disorder, unspecified (D55.9)

Add Health is directed by Robert A. Hummer and funded by the National Institute on Aging cooperative agreements U01 AG071448 (Hummer) and U01AG071450 (Aiello and Hummer) at the University of North Carolina at Chapel Hill. Waves I-V data are from the Add Health Program Project, grant P01 HD31921 (Harris) from Eunice Kennedy Shriver National Institute of Child Health and Human Development (NICHD), with cooperative funding from 23 other federal agencies and foundations. Add Health was designed by J. Richard Udry, Peter S. Bearman, and Kathleen Mullan Harris at the University of North Carolina at Chapel Hill (<http://www.cpc.unc.edu/addhealth>).

Thalassemia (D56)

- Alpha thalassemia (D56.0)
- Beta thalassemia (D56.1)
- Delta-beta thalassemia (D56.2)
- Thalassemia trait (D56.3)
- Hereditary persistence of fetal hemoglobin [HPFH] (D56.4)
- Other thalassemias (D56.8)
- Thalassemia, unspecified (D56.9)

Sickle-cell disorders (D57)

- Sickle-cell anemia with crisis (D57.0)
- Sickle-cell anemia without crisis (D57.1)
- Double heterozygous sickling disorders (D57.2)
- Sickle-cell trait (D57.3)
- Other sickle-cell disorders (D57.8)

Other hereditary hemolytic anemias (D58)

- Hereditary spherocytosis (D58.0)
- Hereditary elliptocytosis (D58.1)
- Other hemoglobinopathies (D58.2)
- Other specified hereditary hemolytic anemias (D58.8)
- Hereditary hemolytic anemia, unspecified (D58.9)

Acquired hemolytic anemia (D59)

- Drug-induced autoimmune hemolytic anemia (D59.0)
- Other autoimmune hemolytic anemias (D59.1)
- Drug-induced nonautoimmune hemolytic anemia (D59.2)
- Hemolytic-uremic syndrome (D59.3)
- Other nonautoimmune hemolytic anemias (D59.4)
- Paroxysmal nocturnal hemoglobinuria [Marchiafava-Micheli] (D59.5)
- Hemoglobinuria due to hemolysis from other external causes (D59.6)
- Other acquired hemolytic anemias (D59.8)
- Acquired hemolytic anemia, unspecified (D59.9)

Aplastic and other anemias (D60-D64)

Acquired pure red cell aplasia [erythroblastopenia] (D60)

- Chronic acquired pure red cell aplasia (D60.0)
- Transient acquired pure red cell aplasia (D60.1)
- Other acquired pure red cell aplasias (D60.8)
- Acquired pure red cell aplasia, unspecified (D60.9)

Other aplastic anemias (D61)

- Constitutional aplastic anemia (D61.0)
- Drug-induced aplastic anemia (D61.1)
- Aplastic anemia due to other external agents (D61.2)
- Idiopathic aplastic anemia (D61.3)
- Other specified aplastic anemias (D61.8)
- Aplastic anemia, unspecified (D61.9)

Acute posthemorrhagic anemia (D62)

Other anemias (D64)

- Hereditary sideroblastic anemia (D64.0)
- Secondary sideroblastic anemia due to disease (D64.1)
- Secondary sideroblastic anemia due to drugs and toxins (D64.2)
- Other sideroblastic anemias (D64.3)
- Congenital dyserythropoietic anemia (D64.4)

Add Health is directed by Robert A. Hummer and funded by the National Institute on Aging cooperative agreements U01 AG071448 (Hummer) and U01AG071450 (Aiello and Hummer) at the University of North Carolina at Chapel Hill. Waves I-V data are from the Add Health Program Project, grant P01 HD31921 (Harris) from Eunice Kennedy Shriver National Institute of Child Health and Human Development (NICHD), with cooperative funding from 23 other federal agencies and foundations. Add Health was designed by J. Richard Udry, Peter S. Bearman, and Kathleen Mullan Harris at the University of North Carolina at Chapel Hill (<http://www.cpc.unc.edu/addhealth>).

Other specified anemias (D64.8)

Anemia, unspecified (D64.9)

Coagulation defects, purpura and other hemorrhagic conditions (D65-D69)

Disseminated intravascular coagulation [defibrination syndrome] (D65)

Hereditary factor VIII deficiency (D66)

Hereditary factor IX deficiency (D67)

Other coagulation defects (D68)

Von Willebrand's disease (D68.0)

Hereditary factor XI deficiency (D68.1)

Hereditary deficiency of other clotting factors (D68.2)

Hemorrhagic disorder due to circulating anticoagulants (D68.3)

Acquired coagulation factor deficiency (D68.4)

Other specified coagulation defects (D68.8)

Coagulation defect, unspecified (D68.9)

Purpura and other hemorrhagic conditions (D69)

Allergic purpura (D69.0)

Qualitative platelet defects (D69.1)

Other nonthrombocytopenic purpura (D69.2)

Idiopathic thrombocytopenic purpura (D69.3)

Other primary thrombocytopenia (D69.4)

Secondary thrombocytopenia (D69.5)

Thrombocytopenia, unspecified (D69.6)

Other specified hemorrhagic conditions (D69.8)

Hemorrhagic condition, unspecified (D69.9)

Other diseases of blood and blood-forming organs (D70-D76)

Agranulocytosis (D70)

Functional disorders of polymorphonuclear neutrophils (D71)

Other disorders of white blood cells (D72)

Genetic anomalies of leukocytes (D72.0)

Eosinophilia (D72.1)

Other specified disorders of white blood cells (D72.8)

Disorder of white blood cells, unspecified (D72.9)

Diseases of spleen (D73)

Hyposplenism (D73.0)

Hypersplenism (D73.1)

Chronic congestive splenomegaly (D73.2)

Abscess of spleen (D73.3)

Cyst of spleen (D73.4)

Infarction of spleen (D73.5)

Other diseases of spleen (D73.8)

Disease of spleen, unspecified (D73.9)

Methemoglobinemia (D74)

Congenital methemoglobinemia (D74.0)

Other methemoglobinemias (D74.8)

Methemoglobinemia, unspecified (D74.9)

Other diseases of blood and blood-forming organs (D75)

Add Health is directed by Robert A. Hummer and funded by the National Institute on Aging cooperative agreements U01 AG071448 (Hummer) and U01AG071450 (Aiello and Hummer) at the University of North Carolina at Chapel Hill. Waves I-V data are from the Add Health Program Project, grant P01 HD31921 (Harris) from Eunice Kennedy Shriver National Institute of Child Health and Human Development (NICHD), with cooperative funding from 23 other federal agencies and foundations. Add Health was designed by J. Richard Udry, Peter S. Bearman, and Kathleen Mullan Harris at the University of North Carolina at Chapel Hill (<http://www.cpc.unc.edu/addhealth>).

Familial erythrocytosis (D75.0)
Secondary polycythemia (D75.1)
Essential thrombocytosis (D75.2)
Other specified diseases of blood and blood-forming organs (D75.8)
Disease of blood and blood-forming organs, unspecified (D75.9)

Certain diseases involving lymphoreticular tissue and reticulohistiocytic system (D76)

Langerhans' cell histiocytosis, not elsewhere classified (D76.0)
Hemophagocytic lymphohistiocytosis (D76.1)
Hemophagocytic syndrome, infection-associated (D76.2)
Other histiocytosis syndromes (D76.3)

Certain disorders involving the immune mechanism (D80-D89)

Immunodeficiency with predominantly antibody defects (D80)

Hereditary hypogammaglobulinemia (D80.0)
Nonfamilial hypogammaglobulinemia (D80.1)
Selective deficiency of immunoglobulin A [IgA] (D80.2)
Selective deficiency of immunoglobulin G [IgG] subclasses (D80.3)
Selective deficiency of immunoglobulin M [IgM] (D80.4)
Immunodeficiency with increased immunoglobulin M [IgM] (D80.5)
Antibody deficiency with near-normal immunoglobulins or with hyperimmunoglobulinemia (D80.6)
Transient hypogammaglobulinemia of infancy (D80.7)
Other immunodeficiencies with predominantly antibody defects (D80.8)
Immunodeficiency with predominantly antibody defects, unspecified (D80.9)

Combined immunodeficiencies (D81)

Severe combined immunodeficiency [SCID] with reticular dysgenesis (D81.0)
Severe combined immunodeficiency [SCID] with low T- and B-cell numbers (D81.1)
Severe combined immunodeficiency [SCID] with low or normal B-cell numbers (D81.2)
Adenosine deaminase [ADA] deficiency (D81.3)
Nezelof's syndrome (D81.4)
Purine nucleoside phosphorylase [PNP] deficiency (D81.5)
Major histocompatibility complex class I deficiency (D81.6)
Major histocompatibility complex class II deficiency (D81.7)
Other combined immunodeficiencies (D81.8)
Combined immunodeficiency, unspecified (D81.9)

Immunodeficiency associated with other major defects (D82)

Wiskott-Aldrich syndrome (D82.0)
Di George's syndrome (D82.1)
Immunodeficiency with short-limbed stature (D82.2)
Immunodeficiency following hereditary defective response to Epstein-Barr virus (D82.3)
Hyperimmunoglobulin E [IgE] syndrome (D82.4)
Immunodeficiency associated with other specified major defects (D82.8)
Immunodeficiency associated with major defect, unspecified (D82.9)

Common variable immunodeficiency (D83)

Common variable immunodeficiency with predominant abnormalities of B-cell numbers and function (D83.0)
Common variable immunodeficiency with predominant immunoregulatory T-cell disorders (D83.1)
Common variable immunodeficiency with autoantibodies to B- or T-cells (D83.2)
Other common variable immunodeficiencies (D83.8)
Common variable immunodeficiency, unspecified (D83.9)

Other immunodeficiencies (D84)

Lymphocyte function antigen-1 [LFA-1] defect (D84.0)
Defects in the complement system (D84.1)
Other specified immunodeficiencies (D84.8)

Add Health is directed by Robert A. Hummer and funded by the National Institute on Aging cooperative agreements U01 AG071448 (Hummer) and U01AG071450 (Aiello and Hummer) at the University of North Carolina at Chapel Hill. Waves I-V data are from the Add Health Program Project, grant P01 HD31921 (Harris) from Eunice Kennedy Shriver National Institute of Child Health and Human Development (NICHD), with cooperative funding from 23 other federal agencies and foundations. Add Health was designed by J. Richard Udry, Peter S. Bearman, and Kathleen Mullan Harris at the University of North Carolina at Chapel Hill (<http://www.cpc.unc.edu/addhealth>).

Immunodeficiency, unspecified (D84.9)

Sarcoidosis (D86)

Sarcoidosis of lung (D86.0)

Sarcoidosis of lymph nodes (D86.1)

Sarcoidosis of lung with sarcoidosis of lymph nodes (D86.2)

Sarcoidosis of skin (D86.3)

Sarcoidosis of other and combined sites (D86.8)

Sarcoidosis, unspecified (D86.9)

Other disorders involving the immune mechanism, not elsewhere classified (D89)

Polyclonal hypergammaglobulinemia (D89.0)

Cryoglobulinemia (D89.1)

Hypergammaglobulinemia, unspecified (D89.2)

Other specified disorders involving the immune mechanism, not elsewhere classified (D89.8)

Disorder involving the immune mechanism, unspecified (D89.9)

IV. Endocrine, nutritional and metabolic diseases (E00-E88)

Disorders of thyroid gland (E00-E07)

Congenital iodine-deficiency syndrome (E00)

Congenital iodine-deficiency syndrome, neurological type (E00.0)

Congenital iodine-deficiency syndrome, myxedematous type (E00.1)

Congenital iodine-deficiency syndrome, mixed type (E00.2)

Congenital iodine-deficiency syndrome, unspecified (E00.9)

Iodine-deficiency-related thyroid disorders and allied conditions (E01)

Iodine-deficiency-related diffuse (endemic) goiter (E01.0)

Iodine-deficiency-related multinodular (endemic) goiter (E01.1)

Iodine-deficiency-related (endemic) goiter, unspecified (E01.2)

Other iodine-deficiency-related thyroid disorders and allied conditions (E01.8)

Subclinical iodine-deficiency hypothyroidism (E02)

Other hypothyroidism (E03)

Congenital hypothyroidism with diffuse goiter (E03.0)

Congenital hypothyroidism without goiter (E03.1)

Hypothyroidism due to medicaments and other exogenous substances (E03.2)

Postinfectious hypothyroidism (E03.3)

Atrophy of thyroid (acquired) (E03.4)

Myxedema coma (E03.5)

Other specified hypothyroidism (E03.8)

Hypothyroidism, unspecified (E03.9)

Other nontoxic goiter (E04)

Nontoxic diffuse goiter (E04.0)

Nontoxic single thyroid nodule (E04.1)

Nontoxic multinodular goiter (E04.2)

Other specified nontoxic goiter (E04.8)

Nontoxic goiter, unspecified (E04.9)

Thyrotoxicosis [hyperthyroidism] (E05)

Thyrotoxicosis with diffuse goiter (E05.0)

Thyrotoxicosis with toxic single thyroid nodule (E05.1)

Thyrotoxicosis with toxic multinodular goiter (E05.2)

Thyrotoxicosis from ectopic thyroid tissue (E05.3)

Thyrotoxicosis factitia (E05.4)

Thyroid crisis or storm (E05.5)

Add Health is directed by Robert A. Hummer and funded by the National Institute on Aging cooperative agreements U01 AG071448 (Hummer) and U01AG071450 (Aiello and Hummer) at the University of North Carolina at Chapel Hill. Waves I-V data are from the Add Health Program Project, grant P01 HD31921 (Harris) from Eunice Kennedy Shriver National Institute of Child Health and Human Development (NICHD), with cooperative funding from 23 other federal agencies and foundations. Add Health was designed by J. Richard Udry, Peter S. Bearman, and Kathleen Mullan Harris at the University of North Carolina at Chapel Hill (<http://www.cpc.unc.edu/addhealth>).

Other thyrotoxicosis (E05.8)
Thyrotoxicosis, unspecified (E05.9)

Thyroiditis (E06)

Acute thyroiditis (E06.0)
Subacute thyroiditis (E06.1)
Chronic thyroiditis with transient thyrotoxicosis (E06.2)
Autoimmune thyroiditis (E06.3)
Drug-induced thyroiditis (E06.4)
Other chronic thyroiditis (E06.5)
Thyroiditis, unspecified (E06.9)
Other disorders of thyroid (E07)
Hypersecretion of calcitonin (E07.0)
Dyshormogenetic goiter (E07.1)
Other specified disorders of thyroid (E07.8)
Disorder of thyroid, unspecified (E07.9)

Diabetes mellitus (E10-E14)

Insulin-dependent diabetes mellitus (E10)

With coma (E10.0)
With ketoacidosis (E10.1)
With renal complications (E10.2)
With ophthalmic complications (E10.3)
With neurological complications (E10.4)
With peripheral circulatory complications (E10.5)
With other specified complications (E10.6)
With multiple complications (E10.7)
With unspecified complications (E10.8)
Without complications (E10.9)

Noninsulin-dependent diabetes mellitus (E11)

With coma (E11.0)
With ketoacidosis (E11.1)
With renal complications (E11.2)
With ophthalmic complications (E11.3)
With neurological complications (E11.4)
With peripheral circulatory complications (E11.5)
With other specified complications (E11.6)
With multiple complications (E11.7)
With unspecified complications (E11.8)
Without complications (E11.9)

Malnutrition-related diabetes mellitus (E12)

With coma (E12.0)
With ketoacidosis (E12.1)
With renal complications (E12.2)
With ophthalmic complications (E12.3)
With neurological complications (E12.4)
With peripheral circulatory complications (E12.5)
With other specified complications (E12.6)
With multiple complications (E12.7)
With unspecified complications (E12.8)
Without complications (E12.9)

Other specified diabetes mellitus (E13)

With coma (E13.0)
With ketoacidosis (E13.1)

Add Health is directed by Robert A. Hummer and funded by the National Institute on Aging cooperative agreements U01 AG071448 (Hummer) and U01AG071450 (Aiello and Hummer) at the University of North Carolina at Chapel Hill. Waves I-V data are from the Add Health Program Project, grant P01 HD31921 (Harris) from Eunice Kennedy Shriver National Institute of Child Health and Human Development (NICHD), with cooperative funding from 23 other federal agencies and foundations. Add Health was designed by J. Richard Udry, Peter S. Bearman, and Kathleen Mullan Harris at the University of North Carolina at Chapel Hill (<http://www.cpc.unc.edu/addhealth>).

- With renal complications (E13.2)
- With ophthalmic complications (E13.3)
- With neurological complications (E13.4)
- With peripheral circulatory complications (E13.5)
- With other specified complications (E13.6)
- With multiple complications (E13.7)
- With unspecified complications (E13.8)
- Without complications (E13.9)

Unspecified diabetes mellitus (E14)

- With coma (E14.0)
- With ketoacidosis (E14.1)
- With renal complications (E14.2)
- With ophthalmic complications (E14.3)
- With neurological complications (E14.4)
- With peripheral circulatory complications (E14.5)
- With other specified complications (E14.6)
- With multiple complications (E14.7)
- With unspecified complications (E14.8)
- Without complications (E14.9)

Other disorders of glucose regulation and pancreatic internal secretion (E15-E16)

Nondiabetic hypoglycemic coma (E15)

Other disorders of pancreatic internal secretion (E16)

- Drug-induced hypoglycemia without coma (E16.0)
- Other hypoglycemia (E16.1)
- Hypoglycemia, unspecified (E16.2)
- Increased secretion of glucagon (E16.3)
- Other specified disorders of pancreatic internal secretion (E16.8)
- Disorder of pancreatic internal secretion, unspecified (E16.9)

Disorders of other endocrine glands (E20-E34)

Hypoparathyroidism (E20)

- Idiopathic hypoparathyroidism (E20.0)
- Pseudohypoparathyroidism (E20.1)
- Other hypoparathyroidism (E20.8)
- Hypoparathyroidism, unspecified (E20.9)

Hyperparathyroidism and other disorders of parathyroid gland (E21)

- Primary hyperparathyroidism (E21.0)
- Secondary hyperparathyroidism, not elsewhere classified (E21.1)
- Other hyperparathyroidism (E21.2)
- Hyperparathyroidism, unspecified (E21.3)
- Other specified disorders of parathyroid gland (E21.4)
- Disorder of parathyroid gland, unspecified (E21.5)

Hyperfunction of pituitary gland (E22)

- Acromegaly and pituitary gigantism (E22.0)
- Hyperprolactinemia (E22.1)
- Syndrome of inappropriate secretion of antidiuretic hormone (E22.2)
- Other hyperfunction of pituitary gland (E22.8)
- Hyperfunction of pituitary gland, unspecified (E22.9)

Hypofunction and other disorders of the pituitary gland (E23)

- Hypopituitarism (E23.0)

Add Health is directed by Robert A. Hummer and funded by the National Institute on Aging cooperative agreements U01 AG071448 (Hummer) and U01AG071450 (Aiello and Hummer) at the University of North Carolina at Chapel Hill. Waves I-V data are from the Add Health Program Project, grant P01 HD31921 (Harris) from Eunice Kennedy Shriver National Institute of Child Health and Human Development (NICHD), with cooperative funding from 23 other federal agencies and foundations. Add Health was designed by J. Richard Udry, Peter S. Bearman, and Kathleen Mullan Harris at the University of North Carolina at Chapel Hill (<http://www.cpc.unc.edu/addhealth>).

- Drug-induced hypopituitarism (E23.1)
- Diabetes insipidus (E23.2)
- Hypothalamic dysfunction, not elsewhere classified (E23.3)
- Other disorders of pituitary gland (E23.6)
- Disorder of pituitary gland, unspecified (E23.7)

- Cushing's syndrome (E24)
 - Pituitary-dependent Cushing's disease (E24.0)
 - Nelson's syndrome (E24.1)
 - Drug-induced Cushing's syndrome (E24.2)
 - Ectopic ACTH syndrome (E24.3)
 - Alcohol-induced pseudo-Cushing's syndrome (E24.4)
 - Other Cushing's syndrome (E24.8)
 - Cushing's syndrome, unspecified (E24.9)

- Adrenogenital disorders (E25)
 - Congenital adrenogenital disorders associated with enzyme deficiency (E25.0)
 - Other adrenogenital disorders (E25.8)
 - Adrenogenital disorder, unspecified (E25.9)

- Hyperaldosteronism (E26)
 - Primary hyperaldosteronism (E26.0)
 - Secondary hyperaldosteronism (E26.1)
 - Other hyperaldosteronism (E26.8)
 - Hyperaldosteronism, unspecified (E26.9)

- Other disorders of adrenal gland (E27)
 - Other adrenocortical overactivity (E27.0)
 - Primary adrenocortical insufficiency (E27.1)
 - Addisonian crisis (E27.2)
 - Drug-induced adrenocortical insufficiency (E27.3)
 - Other and unspecified adrenocortical insufficiency (E27.4)
 - Adrenomedullary hyperfunction (E27.5)
 - Other specified disorders of adrenal gland (E27.8)
 - Disorder of adrenal gland, unspecified (E27.9)

- Ovarian dysfunction (E28)
 - Estrogen excess (E28.0)
 - Androgen excess (E28.1)
 - Polycystic ovarian syndrome (E28.2)
 - Primary ovarian failure (E28.3)
 - Other ovarian dysfunction (E28.8)
 - Ovarian dysfunction, unspecified (E28.9)

- Testicular dysfunction (E29)
 - Testicular hyperfunction (E29.0)
 - Testicular hypofunction (E29.1)
 - Other testicular dysfunction (E29.8)
 - Testicular dysfunction, unspecified (E29.9)

- Disorders of puberty, not elsewhere classified (E30)
 - Delayed puberty (E30.0)
 - Precocious puberty (E30.1)
 - Other disorders of puberty (E30.8)
 - Disorder of puberty, unspecified (E30.9)

- Polyglandular dysfunction (E31)
 - Autoimmune polyglandular failure (E31.0)

Add Health is directed by Robert A. Hummer and funded by the National Institute on Aging cooperative agreements U01 AG071448 (Hummer) and U01AG071450 (Aiello and Hummer) at the University of North Carolina at Chapel Hill. Waves I-V data are from the Add Health Program Project, grant P01 HD31921 (Harris) from Eunice Kennedy Shriver National Institute of Child Health and Human Development (NICHD), with cooperative funding from 23 other federal agencies and foundations. Add Health was designed by J. Richard Udry, Peter S. Bearman, and Kathleen Mullan Harris at the University of North Carolina at Chapel Hill (<http://www.cpc.unc.edu/addhealth>).

- Polyglandular hyperfunction (E31.1)
- Other polyglandular dysfunction (E31.8)
- Polyglandular dysfunction, unspecified (E31.9)

Diseases of thymus (E32)

- Persistent hyperplasia of thymus (E32.0)
- Abscess of thymus (E32.1)
- Other diseases of thymus (E32.8)
- Disease of thymus, unspecified (E32.9)

Other endocrine disorders (E34)

- Carcinoid syndrome (E34.0)
- Other hypersecretion of intestinal hormones (E34.1)
- Ectopic hormone secretion, not elsewhere classified (E34.2)
- Short stature, not elsewhere classified (E34.3)
- Constitutional tall stature (E34.4)
- Androgen resistance syndrome (E34.5)
- Other specified endocrine disorders (E34.8)
- Endocrine disorder, unspecified (E34.9)

Malnutrition (E40-E46)

Kwashiorkor (E40)

Nutritional marasmus (E41)

Marasmic kwashiorkor (E42)

Unspecified severe protein-energy malnutrition (E43)

Protein-energy malnutrition of moderate and mild degree (E44)

- Moderate protein-energy malnutrition (E44.0)
- Mild protein-energy malnutrition (E44.1)

Retarded development following protein-energy malnutrition (E45)

Unspecified protein-energy malnutrition (E46)

Other nutritional deficiencies (E50-E64)

Vitamin A deficiency (E50)

- Vitamin A deficiency with conjunctival xerosis (E50.0)
- Vitamin A deficiency with Bitot's spot and conjunctival xerosis (E50.1)
- Vitamin A deficiency with corneal xerosis (E50.2)
- Vitamin A deficiency with corneal ulceration and xerosis (E50.3)
- Vitamin A deficiency with keratomalacia (E50.4)
- Vitamin A deficiency with night blindness (E50.5)
- Vitamin A deficiency with xerophthalmic scars of cornea (E50.6)
- Other ocular manifestations of vitamin A deficiency (E50.7)
- Other manifestations of vitamin A deficiency (E50.8)
- Vitamin A deficiency, unspecified (E50.9)

Thiamin deficiency (E51)

- Beriberi (E51.1)
- Wernicke's encephalopathy (E51.2)
- Other manifestations of thiamin deficiency (E51.8)
- Thiamin deficiency, unspecified (E51.9)

Add Health is directed by Robert A. Hummer and funded by the National Institute on Aging cooperative agreements U01 AG071448 (Hummer) and U01AG071450 (Aiello and Hummer) at the University of North Carolina at Chapel Hill. Waves I-V data are from the Add Health Program Project, grant P01 HD31921 (Harris) from Eunice Kennedy Shriver National Institute of Child Health and Human Development (NICHD), with cooperative funding from 23 other federal agencies and foundations. Add Health was designed by J. Richard Udry, Peter S. Bearman, and Kathleen Mullan Harris at the University of North Carolina at Chapel Hill (<http://www.cpc.unc.edu/addhealth>).

Niacin deficiency [pellagra] (E52)

Deficiency of other B group vitamins (E53)

Riboflavin deficiency (E53.0)

Pyridoxine deficiency (E53.1)

Deficiency of other specified B group vitamins (E53.8)

Vitamin B deficiency, unspecified (E53.9)

Ascorbic acid deficiency (E54)

Vitamin D deficiency (E55)

Rickets, active (E55.0)

Vitamin D deficiency, unspecified (E55.9)

Other vitamin deficiencies (E56)

Deficiency of vitamin E (E56.0)

Deficiency of vitamin K (E56.1)

Deficiency of other vitamins (E56.8)

Vitamin deficiency, unspecified (E56.9)

Dietary calcium deficiency (E58)

Dietary selenium deficiency (E59)

Dietary zinc deficiency (E60)

Deficiency of other nutrient elements (E61)

Copper deficiency (E61.0)

Iron deficiency (E61.1)

Magnesium deficiency (E61.2)

Manganese deficiency (E61.3)

Chromium deficiency (E61.4)

Molybdenum deficiency (E61.5)

Vanadium deficiency (E61.6)

Deficiency of multiple nutrient elements (E61.7)

Deficiency of other specified nutrient elements (E61.8)

Deficiency of nutrient element, unspecified (E61.9)

Other nutritional deficiencies (E63)

Essential fatty acid [EFA] deficiency (E63.0)

Imbalance of constituents of food intake (E63.1)

Other specified nutritional deficiencies (E63.8)

Nutritional deficiency, unspecified (E63.9)

Sequelae of malnutrition and other nutritional deficiencies (E64)

Sequelae of protein-energy malnutrition (E64.0)

Sequelae of vitamin A deficiency (E64.1)

Sequelae of vitamin C deficiency (E64.2)

Sequelae of rickets (E64.3)

Sequelae of other nutritional deficiencies (E64.8)

Sequelae of unspecified nutritional deficiency (E64.9)

Obesity and other hyperalimentation (E65-E68)

Localized adiposity (E65)

Obesity (E66)

Obesity due to excess calories (E66.0)

Drug-induced obesity (E66.1)

Add Health is directed by Robert A. Hummer and funded by the National Institute on Aging cooperative agreements U01 AG071448 (Hummer) and U01AG071450 (Aiello and Hummer) at the University of North Carolina at Chapel Hill. Waves I-V data are from the Add Health Program Project, grant P01 HD31921 (Harris) from Eunice Kennedy Shriver National Institute of Child Health and Human Development (NICHD), with cooperative funding from 23 other federal agencies and foundations. Add Health was designed by J. Richard Udry, Peter S. Bearman, and Kathleen Mullan Harris at the University of North Carolina at Chapel Hill (<http://www.cpc.unc.edu/addhealth>).

Extreme obesity with alveolar hypoventilation (E66.2)
Other obesity (E66.8)
Obesity, unspecified (E66.9)

Other hyperalimentation (E67)
Hypervitaminosis A (E67.0)
Hypercarotenemia (E67.1)
Megavitamin-B6 syndrome (E67.2)
Hypervitaminosis D (E67.3)
Other specified hyperalimentation (E67.8)

Sequelae of hyperalimentation (E68)

Metabolic disorders (E70-E89)

Disorders of aromatic amino-acid metabolism (E70)

Classical phenylketonuria (E70.0)
Other hyperphenylalaninemias (E70.1)
Disorders of tyrosine metabolism (E70.2)
Albinism (E70.3)
Other disorders of aromatic amino-acid metabolism (E70.8)
Disorder of aromatic amino-acid metabolism, unspecified (E70.9)

Disorders of branched-chain amino-acid metabolism and fatty-acid metabolism (E71)

Maple-syrup-urine disease (E71.0)
Other disorders of branched-chain amino-acid metabolism (E71.1)
Disorder of branched-chain amino-acid metabolism, unspecified (E71.2)
Disorders of fatty-acid metabolism (E71.3)

Other disorders of amino-acid metabolism (E72)

Disorders of amino-acid transport (E72.0)
Disorders of sulphur-bearing amino-acid metabolism (E72.1)
Disorders of urea cycle metabolism (E72.2)
Disorders of lysine and hydroxylysine metabolism (E72.3)
Disorders of ornithine metabolism (E72.4)
Disorders of glycine metabolism (E72.5)
Other specified disorders of amino-acid metabolism (E72.8)
Disorder of amino-acid metabolism, unspecified (E72.9)

Lactose intolerance (E73)

Congenital lactase deficiency (E73.0)
Secondary lactase deficiency (E73.1)
Other lactose intolerance (E73.8)
Lactose intolerance, unspecified (E73.9)

Other disorders of carbohydrate metabolism (E74)

Glycogen storage disease (E74.0)
Disorders of fructose metabolism (E74.1)
Disorders of galactose metabolism (E74.2)
Other disorders of intestinal carbohydrate absorption (E74.3)
Disorders of pyruvate metabolism and gluconeogenesis (E74.4)
Other specified disorders of carbohydrate metabolism (E74.8)
Disorder of carbohydrate metabolism, unspecified (E74.9)

Disorders of sphingolipid metabolism and other lipid storage disorders (E75)

GM2 gangliosidosis (E75.0)
Other gangliosidosis (E75.1)
Other sphingolipidosis (E75.2)
Sphingolipidosis, unspecified (E75.3)

Add Health is directed by Robert A. Hummer and funded by the National Institute on Aging cooperative agreements U01 AG071448 (Hummer) and U01AG071450 (Aiello and Hummer) at the University of North Carolina at Chapel Hill. Waves I-V data are from the Add Health Program Project, grant P01 HD31921 (Harris) from Eunice Kennedy Shriver National Institute of Child Health and Human Development (NICHD), with cooperative funding from 23 other federal agencies and foundations. Add Health was designed by J. Richard Udry, Peter S. Bearman, and Kathleen Mullan Harris at the University of North Carolina at Chapel Hill (<http://www.cpc.unc.edu/addhealth>).

Neuronal ceroid lipofuscinosis (E75.4)
Other lipid storage disorders (E75.5)
Lipid storage disorder, unspecified (E75.6)

Disorders of glycosaminoglycan metabolism (E76)
Mucopolysaccharidosis, type I (E76.0)
Mucopolysaccharidosis, type II (E76.1)
Other mucopolysaccharidoses (E76.2)
Mucopolysaccharidosis, unspecified (E76.3)
Other disorders of glucosaminoglycan metabolism (E76.8)
Disorder of glucosaminoglycan metabolism, unspecified (E76.9)

Disorders of glycoprotein metabolism (E77)
Defects in posttranslational modification of lysosomal enzymes (E77.0)
Defects in glycoprotein degradation (E77.1)
Other disorders of glycoprotein metabolism (E77.8)
Disorder of glycoprotein metabolism, unspecified (E77.9)

Disorders of lipoprotein metabolism and other lipidemias (E78)
Pure hypercholesterolemia (E78.0)
Pure hyperglyceridemia (E78.1)
Mixed hyperlipidemia (E78.2)
Hyperchylomicronemia (E78.3)
Other hyperlipidemia (E78.4)
Hyperlipidemia, unspecified (E78.5)
Lipoprotein deficiency (E78.6)
Other disorders of lipoprotein metabolism (E78.8)
Disorder of lipoprotein metabolism, unspecified (E78.9)

Disorders of purine and pyrimidine metabolism (E79)
Hyperuricemia without signs of inflammatory arthritis and tophaceous disease (E79.0)
Lesch-Nyhan syndrome (E79.1)
Other disorders of purine and pyrimidine metabolism (E79.8)
Disorder of purine and pyrimidine metabolism, unspecified (E79.9)

Disorders of porphyrin and bilirubin metabolism (E80)
Hereditary erythropoietic porphyria (E80.0)
Porphyria cutanea tarda (E80.1)
Other porphyria (E80.2)
Defects of catalase and peroxydase (E80.3)
Gilbert's syndrome (E80.4)
Crigler-Najjar syndrome (E80.5)
Other disorders of bilirubin metabolism (E80.6)
Disorder of bilirubin metabolism, unspecified (E80.7)

Disorders of mineral metabolism (E83)
Disorders of copper metabolism (E83.0)
Disorders of iron metabolism (E83.1)
Disorders of zinc metabolism (E83.2)
Disorders of phosphorus metabolism (E83.3)
Disorders of magnesium metabolism (E83.4)
Disorders of calcium metabolism (E83.5)
Other disorders of mineral metabolism (E83.8)
Disorder of mineral metabolism, unspecified (E83.9)

Cystic fibrosis (E84)
Cystic fibrosis with pulmonary manifestations (E84.0)
Cystic fibrosis with intestinal manifestations (E84.1)

Add Health is directed by Robert A. Hummer and funded by the National Institute on Aging cooperative agreements U01 AG071448 (Hummer) and U01AG071450 (Aiello and Hummer) at the University of North Carolina at Chapel Hill. Waves I-V data are from the Add Health Program Project, grant P01 HD31921 (Harris) from Eunice Kennedy Shriver National Institute of Child Health and Human Development (NICHD), with cooperative funding from 23 other federal agencies and foundations. Add Health was designed by J. Richard Udry, Peter S. Bearman, and Kathleen Mullan Harris at the University of North Carolina at Chapel Hill (<http://www.cpc.unc.edu/addhealth>).

Cystic fibrosis with other manifestations (E84.8)
Cystic fibrosis, unspecified (E84.9)

Amyloidosis (E85)

Nonneuropathic hereditary amyloidosis (E85.0)
Neuropathic hereditary amyloidosis (E85.1)
Hereditary amyloidosis, unspecified (E85.2)
Secondary systemic amyloidosis (E85.3)
Organ-limited amyloidosis (E85.4)
Other amyloidosis (E85.8)
Amyloidosis, unspecified (E85.9)

Volume depletion (E86)

Other disorders of fluid, electrolyte, and acid-base balance (E87)

Hyperosmolality and hyponatremia (E87.0)
Hypo-osmolality and hyponatremia (E87.1)
Acidosis (E87.2)
Alkalosis (E87.3)
Mixed disorder of acid-base balance (E87.4)
Hyperkalemia (E87.5)
Hypokalemia (E87.6)
Fluid overload (E87.7)
Other disorders of electrolyte and fluid balance, not elsewhere classified (E87.8)

Other metabolic disorders (E88)

Disorders of plasma-protein metabolism, not elsewhere classified (E88.0)
Lipodystrophy, not elsewhere classified (E88.1)
Lipomatosis, not elsewhere classified (E88.2)
Other specified metabolic disorders (E88.8)
Metabolic disorder, unspecified (E88.9)

Postprocedural endocrine and metabolic disorders, not elsewhere classified (E89)

Postprocedural hypothyroidism (E89.0)
Postprocedural hypoinsulinaemia (E89.1)
Postprocedural hypoparathyroidism (E89.2)
Postprocedural hypopituitarism (E89.3)
Postprocedural ovarian failure (E89.4)
Postprocedural testicular hypofunction (E89.5)
Postprocedural adrenocortical(-medullary) hypofunction (E89.6)
Other postprocedural endocrine and metabolic disorders (E89.8)
Postprocedural endocrine and metabolic disorder, unspecified (E89.9)

V. Mental and behavioral disorders (F01-F99)

Organic, including symptomatic, mental disorders (F01-F09)

Vascular dementia (F01)

Vascular dementia of acute onset (F01.0)
Multi-infarct dementia (F01.1)
Subcortical vascular dementia (F01.2)
Mixed cortical and subcortical vascular dementia (F01.3)
Other vascular dementia (F01.8)
Vascular dementia, unspecified (F01.9)

Unspecified dementia (F03)

Add Health is directed by Robert A. Hummer and funded by the National Institute on Aging cooperative agreements U01 AG071448 (Hummer) and U01AG071450 (Aiello and Hummer) at the University of North Carolina at Chapel Hill. Waves I-V data are from the Add Health Program Project, grant P01 HD31921 (Harris) from Eunice Kennedy Shriver National Institute of Child Health and Human Development (NICHD), with cooperative funding from 23 other federal agencies and foundations. Add Health was designed by J. Richard Udry, Peter S. Bearman, and Kathleen Mullan Harris at the University of North Carolina at Chapel Hill (<http://www.cpc.unc.edu/addhealth>).

Organic amnesic syndrome, not induced by alcohol and other psychoactive substances (F04)

Delirium, not induced by alcohol and other psychoactive substances (F05)

Delirium not superimposed on dementia, so described (F05.0)

Delirium superimposed on dementia (F05.1)

Other delirium (F05.8)

Delirium, unspecified (F05.9)

Other mental disorders due to brain damage and dysfunction and to physical disease (F06)

Organic hallucinosis (F06.0)

Organic catatonic disorder (F06.1)

Organic delusional [schizophrenia-like] disorder (F06.2)

Organic mood [affective] disorders (F06.3)

Organic anxiety disorder (F06.4)

Organic dissociative disorder (F06.5)

Organic emotionally labile [asthenic] disorder (F06.6)

Mild cognitive disorder (F06.7)

Other specified mental disorders due to brain damage and dysfunction and to physical disease (F06.8)

Unspecified mental disorder due to brain damage and dysfunction and to physical disease (F06.9)

Personality and behavioral disorders due to brain disease, damage, and dysfunction (F07)

Organic personality disorder (F07.0)

Postencephalitic syndrome (F07.1)

Postconcussional syndrome (F07.2)

Other organic personality and behavioral disorders due to brain disease, damage, and dysfunction (F07.8)

Unspecified organic personality and behavioral disorder due to brain disease, damage, and dysfunction (F07.9)

Unspecified organic or symptomatic mental disorder (F09)

Mental and behavioral disorders due to psychoactive substance use (F10-F19)

Mental and behavioral disorders due to use of alcohol (F10)

Acute intoxication (F10.0)

Harmful use (F10.1)

Dependence syndrome (F10.2)

Withdrawal state (F10.3)

Withdrawal state with delirium (F10.4)

Psychotic disorder (F10.5)

Amnesic syndrome (F10.6)

Residual and late-onset psychotic disorder (F10.7)

Other mental and behavioral disorders (F10.8)

Unspecified mental and behavioral disorder (F10.9)

Mental and behavioral disorders due to use of opioids (F11)

Acute intoxication (F11.0)

Harmful use (F11.1)

Dependence syndrome (F11.2)

Withdrawal state (F11.3)

Withdrawal state with delirium (F11.4)

Psychotic disorder (F11.5)

Amnesic syndrome (F11.6)

Residual and late-onset psychotic disorder (F11.7)

Other mental and behavioral disorders (F11.8)

Unspecified mental and behavioral disorder (F11.9)

Mental and behavioral disorders due to use of cannabinoids (F12)

Acute intoxication (F12.0)

Harmful use (F12.1)

Dependence syndrome (F12.2)

Add Health is directed by Robert A. Hummer and funded by the National Institute on Aging cooperative agreements U01 AG071448 (Hummer) and U01AG071450 (Aiello and Hummer) at the University of North Carolina at Chapel Hill. Waves I-V data are from the Add Health Program Project, grant P01 HD31921 (Harris) from Eunice Kennedy Shriver National Institute of Child Health and Human Development (NICHD), with cooperative funding from 23 other federal agencies and foundations. Add Health was designed by J. Richard Udry, Peter S. Bearman, and Kathleen Mullan Harris at the University of North Carolina at Chapel Hill (<http://www.cpc.unc.edu/addhealth>).

- Withdrawal state (F12.3)
- Withdrawal state with delirium (F12.4)
- Psychotic disorder (F12.5)
- Amnesic syndrome (F12.6)
- Residual and late-onset psychotic disorder (F12.7)
- Other mental and behavioral disorders (F12.8)
- Unspecified mental and behavioral disorder (F12.9)

Mental and behavioral disorders due to use of sedatives or hypnotics (F13)

- Acute intoxication (F13.0)
- Harmful use (F13.1)
- Dependence syndrome (F13.2)
- Withdrawal state (F13.3)
- Withdrawal state with delirium (F13.4)
- Psychotic disorder (F13.5)
- Amnesic syndrome (F13.6)
- Residual and late-onset psychotic disorder (F13.7)
- Other mental and behavioral disorders (F13.8)
- Unspecified mental and behavioral disorder (F13.9)

Mental and behavioral disorders due to use of cocaine (F14)

- Acute intoxication (F14.0)
- Harmful use (F14.1)
- Dependence syndrome (F14.2)
- Withdrawal state (F14.3)
- Withdrawal state with delirium (F14.4)
- Psychotic disorder (F14.5)
- Amnesic syndrome (F14.6)
- Residual and late-onset psychotic disorder (F14.7)
- Other mental and behavioral disorders (F14.8)
- Unspecified mental and behavioral disorder (F14.9)

Mental and behavioral disorders due to use of other stimulants, including caffeine (F15)

- Acute intoxication (F15.0)
- Harmful use (F15.1)
- Dependence syndrome (F15.2)
- Withdrawal state (F15.3)
- Withdrawal state with delirium (F15.4)
- Psychotic disorder (F15.5)
- Amnesic syndrome (F15.6)
- Residual and late-onset psychotic disorder (F15.7)
- Other mental and behavioral disorders (F15.8)
- Unspecified mental and behavioral disorder (F15.9)

Mental and behavioral disorders due to use of hallucinogens (F16)

- Acute intoxication (F16.0)
- Harmful use (F16.1)
- Dependence syndrome (F16.2)
- Withdrawal state (F16.3)
- Withdrawal state with delirium (F16.4)
- Psychotic disorder (F16.5)
- Amnesic syndrome (F16.6)
- Residual and late-onset psychotic disorder (F16.7)
- Other mental and behavioral disorders (F16.8)
- Unspecified mental and behavioral disorder (F16.9)

Mental and behavioral disorders due to use of tobacco (F17)

- Acute intoxication (F17.0)

Add Health is directed by Robert A. Hummer and funded by the National Institute on Aging cooperative agreements U01 AG071448 (Hummer) and U01AG071450 (Aiello and Hummer) at the University of North Carolina at Chapel Hill. Waves I-V data are from the Add Health Program Project, grant P01 HD31921 (Harris) from Eunice Kennedy Shriver National Institute of Child Health and Human Development (NICHD), with cooperative funding from 23 other federal agencies and foundations. Add Health was designed by J. Richard Udry, Peter S. Bearman, and Kathleen Mullan Harris at the University of North Carolina at Chapel Hill (<http://www.cpc.unc.edu/addhealth>).

- Harmful use (F17.1)
- Dependence syndrome (F17.2)
- Withdrawal state (F17.3)
- Withdrawal state with delirium (F17.4)
- Psychotic disorder (F17.5)
- Amnesic syndrome (F17.6)
- Residual and late-onset psychotic disorder (F17.7)
- Other mental and behavioral disorders (F17.8)
- Unspecified mental and behavioral disorder (F17.9)

Mental and behavioral disorders due to use of volatile solvents (F18)

- Acute intoxication (F18.0)
- Harmful use (F18.1)
- Dependence syndrome (F18.2)
- Withdrawal state (F18.3)
- Withdrawal state with delirium (F18.4)
- Psychotic disorder (F18.5)
- Amnesic syndrome (F18.6)
- Residual and late-onset psychotic disorder (F18.7)
- Other mental and behavioral disorders (F18.8)
- Unspecified mental and behavioral disorder (F18.9)

Mental and behavioral disorders due to multiple-drug use and use of other psychoactive substances (F19)

- Acute intoxication (F19.0)
- Harmful use (F19.1)
- Dependence syndrome (F19.2)
- Withdrawal state (F19.3)
- Withdrawal state with delirium (F19.4)
- Psychotic disorder (F19.5)
- Amnesic syndrome (F19.6)
- Residual and late-onset psychotic disorder (F19.7)
- Other mental and behavioral disorders (F19.8)
- Unspecified mental and behavioral disorder (F19.9)

Schizophrenia, schizotypal and delusional disorders (F20-F29)

Schizophrenia (F20)

- Paranoid schizophrenia (F20.0)
- Hebephrenic schizophrenia (F20.1)
- Catatonic schizophrenia (F20.2)
- Undifferentiated schizophrenia (F20.3)
- Postschizophrenic depression (F20.4)
- Residual schizophrenia (F20.5)
- Simple schizophrenia (F20.6)
- Other schizophrenia (F20.8)
- Schizophrenia, unspecified (F20.9)

Schizotypal disorder (F21)

Persistent delusional disorders (F22)

- Delusional disorder (F22.0)
- Other persistent delusional disorders (F22.8)
- Persistent delusional disorder, unspecified (F22.9)

Acute and transient psychotic disorders (F23)

- Acute polymorphic psychotic disorder without symptoms of schizophrenia (F23.0)
- Acute polymorphic psychotic disorder with symptoms of schizophrenia (F23.1)
- Acute schizophrenia-like psychotic disorder (F23.2)

Add Health is directed by Robert A. Hummer and funded by the National Institute on Aging cooperative agreements U01 AG071448 (Hummer) and U01AG071450 (Aiello and Hummer) at the University of North Carolina at Chapel Hill. Waves I-V data are from the Add Health Program Project, grant P01 HD31921 (Harris) from Eunice Kennedy Shriver National Institute of Child Health and Human Development (NICHD), with cooperative funding from 23 other federal agencies and foundations. Add Health was designed by J. Richard Udry, Peter S. Bearman, and Kathleen Mullan Harris at the University of North Carolina at Chapel Hill (<http://www.cpc.unc.edu/addhealth>).

Other acute predominantly delusional psychotic disorders (F23.3)
Other acute and transient psychotic disorders (F23.8)
Acute and transient psychotic disorder, unspecified (F23.9)

Induced delusional disorder (F24)

Schizoaffective disorders (F25)

Schizoaffective disorder, manic type (F25.0)
Schizoaffective disorder, depressive type (F25.1)
Schizoaffective disorder, mixed type (F25.2)
Other schizoaffective disorders (F25.8)
Schizoaffective disorder, unspecified (F25.9)

Other nonorganic psychotic disorders (F28)

Unspecified nonorganic psychosis (F29)

Mood [affective] disorders (F30-F39)

Manic episode (F30)

Hypomania (F30.0)
Mania without psychotic symptoms (F30.1)
Mania with psychotic symptoms (F30.2)
Other manic episodes (F30.8)
Manic episode, unspecified (F30.9)

Bipolar affective disorder (F31)

Bipolar affective disorder, current episode hypomanic (F31.0)
Bipolar affective disorder, current episode manic without psychotic symptoms (F31.1)
Bipolar affective disorder, current episode manic with psychotic symptoms (F31.2)
Bipolar affective disorder, current episode mild or moderate depression (F31.3)
Bipolar affective disorder, current episode severe depression without psychotic symptoms (F31.4)
Bipolar affective disorder, current episode severe depression with psychotic symptoms (F31.5)
Bipolar affective disorder, current episode mixed (F31.6)
Bipolar affective disorder, currently in remission (F31.7)
Other bipolar affective disorders (F31.8)
Bipolar affective disorder, unspecified (F31.9)

Depressive episode (F32)

Mild depressive episode (F32.0)
Moderate depressive episode (F32.1)
Severe depressive episode without psychotic symptoms (F32.2)
Severe depressive episode with psychotic symptoms (F32.3)
Other depressive episodes (F32.8)
Depressive episode, unspecified (F32.9)

Recurrent depressive disorder (F33)

Recurrent depressive disorder, current episode mild (F33.0)
Recurrent depressive disorder, current episode moderate (F33.1)
Recurrent depressive disorder, current episode severe without psychotic symptoms (F33.2)
Recurrent depressive disorder, current episode severe with psychotic symptoms (F33.3)
Recurrent depressive disorder, currently in remission (F33.4)
Other recurrent depressive disorders (F33.8)
Recurrent depressive disorder, unspecified (F33.9)

Persistent mood [affective] disorders (F34)

Cyclothymia (F34.0)
Dysthymia (F34.1)

Add Health is directed by Robert A. Hummer and funded by the National Institute on Aging cooperative agreements U01 AG071448 (Hummer) and U01AG071450 (Aiello and Hummer) at the University of North Carolina at Chapel Hill. Waves I-V data are from the Add Health Program Project, grant P01 HD31921 (Harris) from Eunice Kennedy Shriver National Institute of Child Health and Human Development (NICHD), with cooperative funding from 23 other federal agencies and foundations. Add Health was designed by J. Richard Udry, Peter S. Bearman, and Kathleen Mullan Harris at the University of North Carolina at Chapel Hill (<http://www.cpc.unc.edu/addhealth>).

Other persistent mood [affective] disorders (F34.8)
Persistent mood [affective] disorder, unspecified (F34.9)

Other mood [affective] disorders (F38)
Other single mood [affective] disorders (F38.0)
Other recurrent mood [affective] disorders (F38.1)
Other specified mood [affective] disorders (F38.8)

Unspecified mood [affective] disorder (F39)

Neurotic, stress-related and somatoform disorders (F40-F48)

Phobic anxiety disorders (F40)
Agoraphobia (F40.0)
Social phobias (F40.1)
Specific (isolated) phobias (F40.2)
Other phobic anxiety disorders (F40.8)
Phobic anxiety disorder, unspecified (F40.9)

Other anxiety disorders (F41)
Panic disorder [episodic paroxysmal anxiety] (F41.0)
Generalized anxiety disorder (F41.1)
Mixed anxiety and depressive disorder (F41.2)
Other mixed anxiety disorders (F41.3)
Other specified anxiety disorders (F41.8)
Anxiety disorder, unspecified (F41.9)

Obsessive-compulsive disorder (F42)
Predominantly obsessional thoughts or ruminations (F42.0)
Predominantly compulsive acts [obsessional rituals] (F42.1)
Mixed obsessional thoughts and acts (F42.2)
Other obsessive-compulsive disorders (F42.8)
Obsessive-compulsive disorder, unspecified (F42.9)

Reaction to severe stress, and adjustment disorders (F43)
Acute stress reaction (F43.0)
Posttraumatic stress disorder (F43.1)
Adjustment disorders (F43.2)
Other reactions to severe stress (F43.8)
Reaction to severe stress, unspecified (F43.9)

Dissociative [conversion] disorders (F44)
Dissociative amnesia (F44.0)
Dissociative fugue (F44.1)
Dissociative stupor (F44.2)
Trance and possession disorders (F44.3)
Dissociative motor disorders (F44.4)
Dissociative convulsions (F44.5)
Dissociative anesthesia and sensory loss (F44.6)
Mixed dissociative [conversion] disorders (F44.7)
Other dissociative [conversion] disorders (F44.8)
Dissociative [conversion] disorder, unspecified (F44.9)

Somatoform disorders (F45)
Somatization disorder (F45.0)
Undifferentiated somatoform disorder (F45.1)
Hypochondriacal disorder (F45.2)
Somatoform autonomic dysfunction (F45.3)

Add Health is directed by Robert A. Hummer and funded by the National Institute on Aging cooperative agreements U01 AG071448 (Hummer) and U01AG071450 (Aiello and Hummer) at the University of North Carolina at Chapel Hill. Waves I-V data are from the Add Health Program Project, grant P01 HD31921 (Harris) from Eunice Kennedy Shriver National Institute of Child Health and Human Development (NICHD), with cooperative funding from 23 other federal agencies and foundations. Add Health was designed by J. Richard Udry, Peter S. Bearman, and Kathleen Mullan Harris at the University of North Carolina at Chapel Hill (<http://www.cpc.unc.edu/addhealth>).

Persistent somatoform pain disorder (F45.4)
Other somatoform disorders (F45.8)
Somatoform disorder, unspecified (F45.9)

Other neurotic disorders (F48)
Neurasthenia (F48.0)
Depersonalization-derealization syndrome (F48.1)
Other specified neurotic disorders (F48.8)
Neurotic disorder, unspecified (F48.9)

Behavioral syndromes associated with physiological disturbances and physical factors (F50-F59)

Eating disorders (F50)
Anorexia nervosa (F50.0)
Atypical anorexia nervosa (F50.1)
Bulimia nervosa (F50.2)
Atypical bulimia nervosa (F50.3)
Overeating associated with other psychological disturbances (F50.4)
Vomiting associated with other psychological disturbances (F50.5)
Other eating disorders (F50.8)
Eating disorder, unspecified (F50.9)

Nonorganic sleep disorders (F51)
Nonorganic insomnia (F51.0)
Nonorganic hypersomnia (F51.1)
Nonorganic disorder of the sleep-wake schedule (F51.2)
Sleepwalking [somnambulism] (F51.3)
Sleep terrors [night terrors] (F51.4)
Nightmares (F51.5)
Other nonorganic sleep disorders (F51.8)
Nonorganic sleep disorder, unspecified (F51.9)

Sexual dysfunction, not caused by organic disorder or disease (F52)
Lack or loss of sexual desire (F52.0)
Sexual aversion and lack of sexual enjoyment (F52.1)
Failure of genital response (F52.2)
Orgasmic dysfunction (F52.3)
Premature ejaculation (F52.4)
Nonorganic vaginismus (F52.5)
Nonorganic dyspareunia (F52.6)
Excessive sexual drive (F52.7)
Other sexual dysfunction, not caused by organic disorder or disease (F52.8)
Unspecified sexual dysfunction, not caused by organic disorder or disease (F52.9)

Mental and behavioral disorders associated with the puerperium, not elsewhere classified (F53)
Mild mental and behavioral disorders associated with the puerperium, not elsewhere classified (F53.0)
Severe mental and behavioral disorders associated with the puerperium, not elsewhere classified (F53.1)
Other mental and behavioral disorders associated with the puerperium, not elsewhere classified (F53.8)
Puerperal mental disorder, unspecified (F53.9)

Psychological and behavioral factors associated with disorders or diseases classified elsewhere
(F54)

Abuse of non-dependence-producing substances (F55)

Unspecified behavioral syndromes associated with physiological disturbances and physical factors
(F59)

Add Health is directed by Robert A. Hummer and funded by the National Institute on Aging cooperative agreements U01 AG071448 (Hummer) and U01AG071450 (Aiello and Hummer) at the University of North Carolina at Chapel Hill. Waves I-V data are from the Add Health Program Project, grant P01 HD31921 (Harris) from Eunice Kennedy Shriver National Institute of Child Health and Human Development (NICHD), with cooperative funding from 23 other federal agencies and foundations. Add Health was designed by J. Richard Udry, Peter S. Bearman, and Kathleen Mullan Harris at the University of North Carolina at Chapel Hill (<http://www.cpc.unc.edu/addhealth>).

Disorders of adult personality and behavior (F60-F69)

Specific personality disorders (F60)

- Paranoid personality disorder (F60.0)
- Schizoid personality disorder (F60.1)
- Dissocial personality disorder (F60.2)
- Emotionally unstable personality disorder (F60.3)
- Histrionic personality disorder (F60.4)
- Anankastic personality disorder (F60.5)
- Anxious [avoidant] personality disorder (F60.6)
- Dependent personality disorder (F60.7)
- Other specific personality disorders (F60.8)
- Personality disorder, unspecified (F60.9)

Mixed and other personality disorders (F61)

Enduring personality changes, not attributable to brain damage and disease (F62)

- Enduring personality change after catastrophic experience (F62.0)
- Enduring personality change after psychiatric illness (F62.1)
- Other enduring personality changes (F62.8)
- Enduring personality change, unspecified (F62.9)

Habit and impulse disorders (F63)

- Pathological gambling (F63.0)
- Pathological fire-setting [pyromania] (F63.1)
- Pathological stealing [kleptomania] (F63.2)
- Trichotillomania (F63.3)
- Other habit and impulse disorders (F63.8)
- Habit and impulse disorder, unspecified (F63.9)

Gender identity disorders (F64)

- Transsexualism (F64.0)
- Dual-role transvestism (F64.1)
- Gender identity disorder of childhood (F64.2)
- Other gender identity disorders (F64.8)
- Gender identity disorder, unspecified (F64.9)

Disorders of sexual preference (F65)

- Fetishism (F65.0)
- Fetishistic transvestism (F65.1)
- Exhibitionism (F65.2)
- Voyeurism (F65.3)
- Pedophilia (F65.4)
- Sadomasochism (F65.5)
- Multiple disorders of sexual preference (F65.6)
- Other disorders of sexual preference (F65.8)
- Disorder of sexual preference, unspecified (F65.9)

Psychological and behavioral disorders associated with sexual development and orientation (F66)

- Sexual maturation disorder (F66.0)
- Egodystonic sexual orientation (F66.1)
- Sexual relationship disorder (F66.2)
- Other psychosexual development disorders (F66.8)
- Psychosexual development disorder, unspecified (F66.9)

Other disorders of adult personality and behavior (F68)

- Elaboration of physical symptoms for psychological reasons (F68.0)
- Intentional production or feigning of symptoms or disabilities, either physical or psychological [factitious disorder] (F68.1)

Add Health is directed by Robert A. Hummer and funded by the National Institute on Aging cooperative agreements U01 AG071448 (Hummer) and U01AG071450 (Aiello and Hummer) at the University of North Carolina at Chapel Hill. Waves I-V data are from the Add Health Program Project, grant P01 HD31921 (Harris) from Eunice Kennedy Shriver National Institute of Child Health and Human Development (NICHD), with cooperative funding from 23 other federal agencies and foundations. Add Health was designed by J. Richard Udry, Peter S. Bearman, and Kathleen Mullan Harris at the University of North Carolina at Chapel Hill (<http://www.cpc.unc.edu/addhealth>).

Other specified disorders of adult personality and behavior (F68.8)

Unspecified disorder of adult personality and behavior (F69)

Mental retardation (F70-F79)

Mild mental retardation (F70)

Moderate mental retardation (F71)

Severe mental retardation (F72)

Profound mental retardation (F73)

Other mental retardation (F78)

Unspecified mental retardation (F79)

Disorders of psychological development (F80-F89)

Specific developmental disorders of speech and language (F80)

Specific speech articulation disorder (F80.0)

Expressive language disorder (F80.1)

Receptive language disorder (F80.2)

Acquired aphasia with epilepsy [Landau-Kleffner] (F80.3)

Other developmental disorders of speech and language (F80.8)

Developmental disorder of speech and language, unspecified (F80.9)

Specific developmental disorders of scholastic skills (F81)

Specific reading disorder (F81.0)

Specific spelling disorder (F81.1)

Specific disorder of arithmetical skills (F81.2)

Mixed disorder of scholastic skills (F81.3)

Other developmental disorders of scholastic skills (F81.8)

Developmental disorder of scholastic skills, unspecified (F81.9)

Specific developmental disorder of motor function (F82)

Mixed specific developmental disorders (F83)

Pervasive developmental disorders (F84)

Childhood autism (F84.0)

Atypical autism (F84.1)

Rett's syndrome (F84.2)

Other childhood disintegrative disorder (F84.3)

Overactive disorder associated with mental retardation and stereotyped movements (F84.4)

Asperger's syndrome (F84.5)

Other pervasive developmental disorders (F84.8)

Pervasive developmental disorder, unspecified (F84.9)

Other disorders of psychological development (F88)

Unspecified disorder of psychological development (F89)

Behavioral and emotional disorders with onset usually occurring in childhood and adolescence (F90-F98)

Hyperkinetic disorders (F90)

Disturbance of activity and attention (F90.0)

Add Health is directed by Robert A. Hummer and funded by the National Institute on Aging cooperative agreements U01 AG071448 (Hummer) and U01AG071450 (Aiello and Hummer) at the University of North Carolina at Chapel Hill. Waves I-V data are from the Add Health Program Project, grant P01 HD31921 (Harris) from Eunice Kennedy Shriver National Institute of Child Health and Human Development (NICHD), with cooperative funding from 23 other federal agencies and foundations. Add Health was designed by J. Richard Udry, Peter S. Bearman, and Kathleen Mullan Harris at the University of North Carolina at Chapel Hill (<http://www.cpc.unc.edu/addhealth>).

Hyperkinetic conduct disorder (F90.1)
Other hyperkinetic disorders (F90.8)
Hyperkinetic disorder, unspecified (F90.9)

Conduct disorders (F91)

Conduct disorder confined to the family context (F91.0)
Unsocialized conduct disorder (F91.1)
Socialized conduct disorder (F91.2)
Oppositional defiant disorder (F91.3)
Other conduct disorders (F91.8)
Conduct disorder, unspecified (F91.9)

Mixed disorders of conduct and emotions (F92)

Depressive conduct disorder (F92.0)
Other mixed disorders of conduct and emotions (F92.8)
Mixed disorder of conduct and emotions, unspecified (F92.9)

Emotional disorders with onset specific to childhood (F93)

Separation anxiety disorder of childhood (F93.0)
Phobic anxiety disorder of childhood (F93.1)
Social anxiety disorder of childhood (F93.2)
Sibling rivalry disorder (F93.3)
Other childhood emotional disorders (F93.8)
Childhood emotional disorder, unspecified (F93.9)

Disorders of social functioning with onset specific to childhood and adolescence (F94)

Elective mutism (F94.0)
Reactive attachment disorder of childhood (F94.1)
Disinhibited attachment disorder of childhood (F94.2)
Other childhood disorders of social functioning (F94.8)
Childhood disorder of social functioning, unspecified (F94.9)

Tic disorders (F95)

Transient tic disorder (F95.0)
Chronic motor or vocal tic disorder (F95.1)
Combined vocal and multiple motor tic disorder [de la Tourette] (F95.2)
Other tic disorders (F95.8)
Tic disorder, unspecified (F95.9)

Other behavioral and emotional disorders with onset usually occurring in childhood and adolescence (F98)

Nonorganic enuresis (F98.0)
Nonorganic encopresis (F98.1)
Feeding disorder of infancy and childhood (F98.2)
Pica of infancy and childhood (F98.3)
Stereotyped movement disorders (F98.4)
Stuttering [stammering] (F98.5)
Cluttering (F98.6)
Other specified behavioral and emotional disorders with onset usually occurring in childhood and adolescence (F98.8)
Unspecified behavioral and emotional disorders with onset usually occurring in childhood and adolescence (F98.9)

Unspecified mental disorder (F99)

Mental disorder, not otherwise specified (F99)

VI. Diseases of the nervous system (G00-G98)

Inflammatory diseases of the central nervous system (G00-G09)

Add Health is directed by Robert A. Hummer and funded by the National Institute on Aging cooperative agreements U01 AG071448 (Hummer) and U01AG071450 (Aiello and Hummer) at the University of North Carolina at Chapel Hill. Waves I-V data are from the Add Health Program Project, grant P01 HD31921 (Harris) from Eunice Kennedy Shriver National Institute of Child Health and Human Development (NICHD), with cooperative funding from 23 other federal agencies and foundations. Add Health was designed by J. Richard Udry, Peter S. Bearman, and Kathleen Mullan Harris at the University of North Carolina at Chapel Hill (<http://www.cpc.unc.edu/addhealth>).

Bacterial meningitis, not elsewhere classified (G00)

- Hemophilus meningitis (G00.0)
- Pneumococcal meningitis (G00.1)
- Streptococcal meningitis (G00.2)
- Staphylococcal meningitis (G00.3)
- Other bacterial meningitis (G00.8)
- Bacterial meningitis, unspecified (G00.9)

Meningitis due to other and unspecified causes (G03)

- Nonpyogenic meningitis (G03.0)
- Chronic meningitis (G03.1)
- Benign recurrent meningitis [Mollaret] (G03.2)
- Meningitis due to other specified causes (G03.8)
- Meningitis, unspecified (G03.9)

Encephalitis, myelitis, and encephalomyelitis (G04)

- Acute disseminated encephalitis (G04.0)
- Tropical spastic paraplegia (G04.1)
- Bacterial meningoencephalitis and meningomyelitis, not elsewhere classified (G04.2)
- Other encephalitis, myelitis, and encephalomyelitis (G04.8)
- Encephalitis, myelitis, and encephalomyelitis, unspecified (G04.9)

Intracranial and intraspinal abscess and granuloma (G06)

- Intracranial abscess and granuloma (G06.0)
- Intraspinal abscess and granuloma (G06.1)
- Extradural and subdural abscess, unspecified (G06.2)

Intracranial and intraspinal phlebitis and thrombophlebitis (G08)

Sequelae of inflammatory diseases of central nervous system (G09)

Systemic atrophies primarily affecting the central nervous system (G10-G12)

Huntington's disease (G10)

Hereditary ataxia (G11)

- Congenital nonprogressive ataxia (G11.0)
- Early-onset cerebellar ataxia (G11.1)
- Late-onset cerebellar ataxia (G11.2)
- Cerebellar ataxia with defective DNA repair (G11.3)
- Hereditary spastic paraplegia (G11.4)
- Other hereditary ataxias (G11.8)
- Hereditary ataxia, unspecified (G11.9)

Spinal muscular atrophy and related syndromes (G12)

- Infantile spinal muscular atrophy, type I [Werdnig-Hoffman] (G12.0)
- Other inherited spinal muscular atrophy (G12.1)
- Motor neuron disease (G12.2)
- Other spinal muscular atrophies and related syndromes (G12.8)
- Spinal muscular atrophy, unspecified (G12.9)

Extrapyramidal and movement disorders (G20-G25)

Parkinson's disease (G20)

Secondary parkinsonism (G21)

- Malignant neuroleptic syndrome (G21.0)
- Other drug-induced secondary parkinsonism (G21.1)

Add Health is directed by Robert A. Hummer and funded by the National Institute on Aging cooperative agreements U01 AG071448 (Hummer) and U01AG071450 (Aiello and Hummer) at the University of North Carolina at Chapel Hill. Waves I-V data are from the Add Health Program Project, grant P01 HD31921 (Harris) from Eunice Kennedy Shriver National Institute of Child Health and Human Development (NICHD), with cooperative funding from 23 other federal agencies and foundations. Add Health was designed by J. Richard Udry, Peter S. Bearman, and Kathleen Mullan Harris at the University of North Carolina at Chapel Hill (<http://www.cpc.unc.edu/addhealth>).

Secondary parkinsonism due to other external agents (G21.2)
Postencephalitic parkinsonism (G21.3)
Other secondary parkinsonism (G21.8)
Secondary parkinsonism, unspecified (G21.9)

Other degenerative diseases of basal ganglia (G23)
Hallervorden-Spatz disease (G23.0)
Progressive supranuclear ophthalmoplegia [Steele-Richardson-Olszewski] (G23.1)
Striatonigral degeneration (G23.2)
Other specified degenerative diseases of basal ganglia (G23.8)
Degenerative disease of basal ganglia, unspecified (G23.9)

Dystonia (G24)
Drug-induced dystonia (G24.0)
Idiopathic familial dystonia (G24.1)
Idiopathic nonfamilial dystonia (G24.2)
Spasmodic torticollis (G24.3)
Idiopathic orofacial dystonia (G24.4)
Blepharospasm (G24.5)
Other dystonia (G24.8)
Dystonia, unspecified (G24.9)

Other extrapyramidal and movement disorders (G25)
Essential tremor (G25.0)
Drug-induced tremor (G25.1)
Other specified forms of tremor (G25.2)
Myoclonus (G25.3)
Drug-induced chorea (G25.4)
Other chorea (G25.5)
Drug-induced tics and other tics of organic origin (G25.6)
Other specified extrapyramidal and movement disorders (G25.8)
Extrapyramidal and movement disorder, unspecified (G25.9)

Other degenerative diseases of the nervous system (G30-G31)

Alzheimer's disease (G30)
Alzheimer's disease with early onset (G30.0)
Alzheimer's disease with late onset (G30.1)
Other Alzheimer's disease (G30.8)
Alzheimer's disease, unspecified (G30.9)

Other degenerative diseases of nervous system, not elsewhere classified (G31)
Circumscribed brain atrophy (G31.0)
Senile degeneration of brain, not elsewhere classified (G31.1)
Degeneration of nervous system due to alcohol (G31.2)
Other specified degenerative diseases of nervous system (G31.8)
Degenerative disease of nervous system, unspecified (G31.9)

Demyelinating diseases of the central nervous system (G35-G37)

Multiple sclerosis (G35)

Other acute disseminated demyelination (G36)
Neuromyelitis optica [Devic] (G36.0)
Acute and subacute hemorrhagic leukoencephalitis [Hurst] (G36.1)
Other specified acute disseminated demyelination (G36.8)
Acute disseminated demyelination, unspecified (G36.9)

Add Health is directed by Robert A. Hummer and funded by the National Institute on Aging cooperative agreements U01 AG071448 (Hummer) and U01AG071450 (Aiello and Hummer) at the University of North Carolina at Chapel Hill. Waves I-V data are from the Add Health Program Project, grant P01 HD31921 (Harris) from Eunice Kennedy Shriver National Institute of Child Health and Human Development (NICHD), with cooperative funding from 23 other federal agencies and foundations. Add Health was designed by J. Richard Udry, Peter S. Bearman, and Kathleen Mullan Harris at the University of North Carolina at Chapel Hill (<http://www.cpc.unc.edu/addhealth>).

Other demyelinating diseases of central nervous system (G37)
Diffuse sclerosis (G37.0)
Central demyelination of corpus callosum (G37.1)
Central pontine myelinolysis (G37.2)
Acute transverse myelitis in demyelinating disease of central nervous system (G37.3)
Subacute necrotizing myelitis (G37.4)
Concentric sclerosis [Baló] (G37.5)
Other specified demyelinating diseases of central nervous system (G37.8)
Demyelinating disease of central nervous system, unspecified (G37.9)

Episodic and paroxysmal disorders (G40-G47)

Epilepsy (G40)

Localization-related (focal) (partial) idiopathic epilepsy and epileptic syndromes with seizures of localized onset (G40.0)
Localization-related (focal) (partial) symptomatic epilepsy and epileptic syndromes with simple partial seizures (G40.1)
Localization-related (focal) (partial) symptomatic epilepsy and epileptic syndromes with complex partial seizures (G40.2)
Generalized idiopathic epilepsy and epileptic syndromes (G40.3)
Other generalized epilepsy and epileptic syndromes (G40.4)
Special epileptic syndromes (G40.5)
Grand mal seizures, unspecified (with or without petit mal) (G40.6)
Petit mal, unspecified, without grand mal seizures (G40.7)
Other epilepsy (G40.8)
Epilepsy, unspecified (G40.9)

Status epilepticus (G41)

Grand mal status epilepticus (G41.0)
Petit mal status epilepticus (G41.1)
Complex partial status epilepticus (G41.2)
Other status epilepticus (G41.8)
Status epilepticus, unspecified (G41.9)

Migraine (G43)

Migraine without aura [common migraine] (G43.0)
Migraine with aura [classical migraine] (G43.1)
Status migrainosus (G43.2)
Complicated migraine (G43.3)
Other migraine (G43.8)
Migraine, unspecified (G43.9)

Other headache syndromes (G44)

Cluster headache syndrome (G44.0)
Vascular headache, not elsewhere classified (G44.1)
Tension-type headache (G44.2)
Chronic posttraumatic headache (G44.3)
Drug-induced headache, not elsewhere classified (G44.4)
Other specified headache syndromes (G44.8)

Transient cerebral ischemic attacks and related syndromes (G45)

Vertebro-basilar artery syndrome (G45.0)
Carotid artery syndrome (hemispheric) (G45.1)
Multiple and bilateral precerebral artery syndromes (G45.2)
Amaurosis fugax (G45.3)
Transient global amnesia (G45.4)
Other transient cerebral ischemic attacks and related syndromes (G45.8)
Transient cerebral ischemic attack, unspecified (G45.9)

Sleep disorders (G47)

Disorders of initiating and maintaining sleep [insomnias] (G47.0)

Add Health is directed by Robert A. Hummer and funded by the National Institute on Aging cooperative agreements U01 AG071448 (Hummer) and U01AG071450 (Aiello and Hummer) at the University of North Carolina at Chapel Hill. Waves I-V data are from the Add Health Program Project, grant P01 HD31921 (Harris) from Eunice Kennedy Shriver National Institute of Child Health and Human Development (NICHD), with cooperative funding from 23 other federal agencies and foundations. Add Health was designed by J. Richard Udry, Peter S. Bearman, and Kathleen Mullan Harris at the University of North Carolina at Chapel Hill (<http://www.cpc.unc.edu/addhealth>).

Disorders of excessive somnolence [hypersomnias] (G47.1)
Disorders of the sleep-wake schedule (G47.2)
Sleep apnea (G47.3)
Narcolepsy and cataplexy (G47.4)
Other sleep disorders (G47.8)
Sleep disorder, unspecified (G47.9)

Nerve, nerve root and plexus disorders (G50-G58)

Disorders of trigeminal nerve (G50)

Trigeminal neuralgia (G50.0)
Atypical facial pain (G50.1)
Other disorders of trigeminal nerve (G50.8)
Disorder of trigeminal nerve, unspecified (G50.9)

Facial nerve disorders (G51)

Bell's palsy (G51.0)
Geniculate ganglionitis (G51.1)
Melkersson's syndrome (G51.2)
Clonic hemifacial spasm (G51.3)
Facial myokymia (G51.4)
Other disorders of facial nerve (G51.8)
Disorder of facial nerve, unspecified (G51.9)

Disorders of other cranial nerves (G52)

Disorders of olfactory nerve (G52.0)
Disorders of glossopharyngeal nerve (G52.1)
Disorders of vagus nerve (G52.2)
Disorders of hypoglossal nerve (G52.3)
Disorders of multiple cranial nerves (G52.7)
Disorders of other specified cranial nerves (G52.8)
Cranial nerve disorder, unspecified (G52.9)

Nerve root and plexus disorders (G54)

Brachial plexus disorders (G54.0)
Lumbosacral plexus disorders (G54.1)
Cervical root disorders, not elsewhere classified (G54.2)
Thoracic root disorders, not elsewhere classified (G54.3)
Lumbosacral root disorders, not elsewhere classified (G54.4)
Neuralgic amyotrophy (G54.5)
Phantom limb syndrome with pain (G54.6)
Phantom limb syndrome without pain (G54.7)
Other nerve root and plexus disorders (G54.8)
Nerve root and plexus disorder, unspecified (G54.9)

Mononeuropathies of upper limb (G56)

Carpal tunnel syndrome (G56.0)
Other lesions of median nerve (G56.1)
Lesion of ulnar nerve (G56.2)
Lesion of radial nerve (G56.3)
Causalgia (G56.4)
Other mononeuropathies of upper limb (G56.8)
Mononeuropathy of upper limb, unspecified (G56.9)

Mononeuropathies of lower limb (G57)

Lesion of sciatic nerve (G57.0)
Meralgia paresthetica (G57.1)
Lesion of femoral nerve (G57.2)

Add Health is directed by Robert A. Hummer and funded by the National Institute on Aging cooperative agreements U01 AG071448 (Hummer) and U01AG071450 (Aiello and Hummer) at the University of North Carolina at Chapel Hill. Waves I-V data are from the Add Health Program Project, grant P01 HD31921 (Harris) from Eunice Kennedy Shriver National Institute of Child Health and Human Development (NICHD), with cooperative funding from 23 other federal agencies and foundations. Add Health was designed by J. Richard Udry, Peter S. Bearman, and Kathleen Mullan Harris at the University of North Carolina at Chapel Hill (<http://www.cpc.unc.edu/addhealth>).

- Lesion of lateral popliteal nerve (G57.3)
- Lesion of medial popliteal nerve (G57.4)
- Tarsal tunnel syndrome (G57.5)
- Lesion of plantar nerve (G57.6)
- Other mononeuropathies of lower limb (G57.8)
- Mononeuropathy of lower limb, unspecified (G57.9)

- Other mononeuropathies (G58)
 - Intercostal neuropathy (G58.0)
 - Mononeuritis multiplex (G58.7)
 - Other specified mononeuropathies (G58.8)
 - Mononeuropathy, unspecified (G58.9)

Polyneuropathies and other disorders of the peripheral nervous system (G60-G64)

- Hereditary and idiopathic neuropathy (G60)
 - Hereditary motor and sensory neuropathy (G60.0)
 - Refsum's disease (G60.1)
 - Neuropathy in association with hereditary ataxia (G60.2)
 - Idiopathic progressive neuropathy (G60.3)
 - Other hereditary and idiopathic neuropathies (G60.8)
 - Hereditary and idiopathic neuropathy, unspecified (G60.9)

- Inflammatory polyneuropathy (G61)
 - Guillain-Barré syndrome (G61.0)
 - Serum neuropathy (G61.1)
 - Other inflammatory polyneuropathies (G61.8)
 - Inflammatory polyneuropathy, unspecified (G61.9)

- Other polyneuropathies (G62)
 - Drug-induced polyneuropathy (G62.0)
 - Alcoholic polyneuropathy (G62.1)
 - Polyneuropathy due to other toxic agents (G62.2)
 - Other specified polyneuropathies (G62.8)
 - Polyneuropathy, unspecified (G62.9)

- Other disorders of peripheral nervous system (G64)

Diseases of myoneural junction and muscle (G70-G72)

- Myasthenia gravis and other myoneural disorders (G70)
 - Myasthenia gravis (G70.0)
 - Toxic myoneural disorders (G70.1)
 - Congenital and developmental myasthenia (G70.2)
 - Other specified myoneural disorders (G70.8)
 - Myoneural disorder, unspecified (G70.9)

- Primary disorders of muscles (G71)
 - Muscular dystrophy (G71.0)
 - Myotonic disorders (G71.1)
 - Congenital myopathies (G71.2)
 - Mitochondrial myopathy, not elsewhere classified (G71.3)
 - Other primary disorders of muscles (G71.8)
 - Primary disorder of muscle, unspecified (G71.9)

- Other myopathies (G72)
 - Drug-induced myopathy (G72.0)
 - Alcoholic myopathy (G72.1)

Add Health is directed by Robert A. Hummer and funded by the National Institute on Aging cooperative agreements U01 AG071448 (Hummer) and U01AG071450 (Aiello and Hummer) at the University of North Carolina at Chapel Hill. Waves I-V data are from the Add Health Program Project, grant P01 HD31921 (Harris) from Eunice Kennedy Shriver National Institute of Child Health and Human Development (NICHD), with cooperative funding from 23 other federal agencies and foundations. Add Health was designed by J. Richard Udry, Peter S. Bearman, and Kathleen Mullan Harris at the University of North Carolina at Chapel Hill (<http://www.cpc.unc.edu/addhealth>).

Myopathy due to other toxic agents (G72.2)
Periodic paralysis (G72.3)
Inflammatory myopathy, not elsewhere classified (G72.4)
Other specified myopathies (G72.8)
Myopathy, unspecified (G72.9)

Cerebral palsy and other paralytic syndromes (G80-G83)

Infantile cerebral palsy (G80)
Spastic cerebral palsy (G80.0)
Spastic diplegia (G80.1)
Infantile hemiplegia (G80.2)
Dyskinetic cerebral palsy (G80.3)
Ataxic cerebral palsy (G80.4)
Other infantile cerebral palsy (G80.8)
Infantile cerebral palsy, unspecified (G80.9)

Hemiplegia (G81)
Flaccid hemiplegia (G81.0)
Spastic hemiplegia (G81.1)
Hemiplegia, unspecified (G81.9)

Paraplegia and tetraplegia (G82)
Flaccid paraplegia (G82.0)
Spastic paraplegia (G82.1)
Paraplegia, unspecified (G82.2)
Flaccid tetraplegia (G82.3)
Spastic tetraplegia (G82.4)
Tetraplegia, unspecified (G82.5)

Other paralytic syndromes (G83)
Diplegia of upper limbs (G83.0)
Monoplegia of lower limb (G83.1)
Monoplegia of upper limb (G83.2)
Monoplegia, unspecified (G83.3)
Cauda equina syndrome (G83.4)
Other specified paralytic syndromes (G83.8)
Paralytic syndrome, unspecified (G83.9)

Other disorders of the nervous system (G90-G98)

Disorders of autonomic nervous system (G90)
Idiopathic peripheral autonomic neuropathy (G90.0)
Familial dysautonomia [Riley-Day] (G90.1)
Horner's syndrome (G90.2)
Multisystem degeneration (G90.3)
Other disorders of autonomic nervous system (G90.8)
Disorder of autonomic nervous system, unspecified (G90.9)

Hydrocephalus (G91)
Communicating hydrocephalus (G91.0)
Obstructive hydrocephalus (G91.1)
Normal-pressure hydrocephalus (G91.2)
Posttraumatic hydrocephalus, unspecified (G91.3)
Other hydrocephalus (G91.8)
Hydrocephalus, unspecified (G91.9)

Add Health is directed by Robert A. Hummer and funded by the National Institute on Aging cooperative agreements U01 AG071448 (Hummer) and U01AG071450 (Aiello and Hummer) at the University of North Carolina at Chapel Hill. Waves I-V data are from the Add Health Program Project, grant P01 HD31921 (Harris) from Eunice Kennedy Shriver National Institute of Child Health and Human Development (NICHD), with cooperative funding from 23 other federal agencies and foundations. Add Health was designed by J. Richard Udry, Peter S. Bearman, and Kathleen Mullan Harris at the University of North Carolina at Chapel Hill (<http://www.cpc.unc.edu/addhealth>).

Toxic encephalopathy (G92)

Other disorders of brain (G93)

- Cerebral cysts (G93.0)
- Anoxic brain damage, not elsewhere classified (G93.1)
- Benign intracranial hypertension (G93.2)
- Postviral fatigue syndrome (G93.3)
- Encephalopathy, unspecified (G93.4)
- Compression of brain (G93.5)
- Cerebral edema (G93.6)
- Reye's syndrome (G93.7)
- Other specified disorders of brain (G93.8)
- Disorder of brain, unspecified (G93.9)

Other diseases of spinal cord (G95)

- Syringomyelia and syringobulbia (G95.0)
- Vascular myelopathies (G95.1)
- Cord compression, unspecified (G95.2)
- Other specified diseases of spinal cord (G95.8)
- Disease of spinal cord, unspecified (G95.9)

Other disorders of central nervous system (G96)

- Cerebrospinal fluid leak (G96.0)
- Disorders of meninges, not elsewhere classified (G96.1)
- Other specified disorders of central nervous system (G96.8)
- Disorder of central nervous system, unspecified (G96.9)

Postprocedural disorders of nervous system, not elsewhere classified (G97)

- Cerebrospinal fluid leak from spinal puncture (G97.0)
- Other reaction to spinal and lumbar puncture (G97.1)
- Intracranial hypotension following ventricular shunting (G97.2)
- Other postprocedural disorders of nervous system (G97.8)
- Postprocedural disorder of nervous system, unspecified (G97.9)

Other disorders of nervous system, not elsewhere classified (G98)

VII. Diseases of the eye and adnexa (H00-H57)

Disorders of eyelid, lacrimal system and orbit (H00-H05)

Hordeolum and chalazion (H00)

- Hordeolum and other deep inflammation of eyelid (H00.0)
- Chalazion (H00.1)

Other inflammation of eyelid (H01)

- Blepharitis (H01.0)
- Noninfectious dermatoses of eyelid (H01.1)
- Other specified inflammation of eyelid (H01.8)
- Inflammation of eyelid, unspecified (H01.9)

Other disorders of eyelid (H02)

- Entropion and trichiasis of eyelid (H02.0)
- Ectropion of eyelid (H02.1)
- Lagophthalmos (H02.2)
- Blepharochalasis (H02.3)
- Ptosis of eyelid (H02.4)
- Other disorders affecting eyelid function (H02.5)
- Xanthelasma of eyelid (H02.6)

Add Health is directed by Robert A. Hummer and funded by the National Institute on Aging cooperative agreements U01 AG071448 (Hummer) and U01AG071450 (Aiello and Hummer) at the University of North Carolina at Chapel Hill. Waves I-V data are from the Add Health Program Project, grant P01 HD31921 (Harris) from Eunice Kennedy Shriver National Institute of Child Health and Human Development (NICHD), with cooperative funding from 23 other federal agencies and foundations. Add Health was designed by J. Richard Udry, Peter S. Bearman, and Kathleen Mullan Harris at the University of North Carolina at Chapel Hill (<http://www.cpc.unc.edu/addhealth>).

Other degenerative disorders of eyelid and periocular area (H02.7)
Other specified disorders of eyelid (H02.8)
Disorder of eyelid, unspecified (H02.9)

Disorders of lacrimal system (H04)
Dacryoadenitis (H04.0)
Other disorders of lacrimal gland (H04.1)
Epiphora (H04.2)
Acute and unspecified inflammation of lacrimal passages (H04.3)
Chronic inflammation of lacrimal passages (H04.4)
Stenosis and insufficiency of lacrimal passages (H04.5)
Other changes in lacrimal passages (H04.6)
Other disorders of lacrimal system (H04.8)
Disorder of lacrimal system, unspecified (H04.9)

Disorders of orbit (H05)
Acute inflammation of orbit (H05.0)
Chronic inflammatory disorders of orbit (H05.1)
Exophthalmic conditions (H05.2)
Deformity of orbit (H05.3)
Enophthalmos (H05.4)
Retained (old) foreign body following penetrating wound of orbit (H05.5)
Other disorders of orbit (H05.8)
Disorder of orbit, unspecified (H05.9)

Disorders of conjunctiva (H10-H11)

Conjunctivitis (H10)
Mucopurulent conjunctivitis (H10.0)
Acute atopic conjunctivitis (H10.1)
Other acute conjunctivitis (H10.2)
Acute conjunctivitis, unspecified (H10.3)
Chronic conjunctivitis (H10.4)
Blepharoconjunctivitis (H10.5)
Other conjunctivitis (H10.8)
Conjunctivitis, unspecified (H10.9)

Other disorders of conjunctiva (H11)
Pterygium (H11.0)
Conjunctival degenerations and deposits (H11.1)
Conjunctival scars (H11.2)
Conjunctival hemorrhage (H11.3)
Other conjunctival vascular disorders and cysts (H11.4)
Other specified disorders of conjunctiva (H11.8)
Disorder of conjunctiva, unspecified (H11.9)

Disorders of sclera, cornea, iris and ciliary body (H15-H21)

Disorders of sclera (H15)
Scleritis (H15.0)
Episcleritis (H15.1)
Other disorders of sclera (H15.8)
Disorder of sclera, unspecified (H15.9)

Keratitis (H16)
Corneal ulcer (H16.0)
Other superficial keratitis without conjunctivitis (H16.1)
Keratoconjunctivitis (H16.2)

Add Health is directed by Robert A. Hummer and funded by the National Institute on Aging cooperative agreements U01 AG071448 (Hummer) and U01AG071450 (Aiello and Hummer) at the University of North Carolina at Chapel Hill. Waves I-V data are from the Add Health Program Project, grant P01 HD31921 (Harris) from Eunice Kennedy Shriver National Institute of Child Health and Human Development (NICHD), with cooperative funding from 23 other federal agencies and foundations. Add Health was designed by J. Richard Udry, Peter S. Bearman, and Kathleen Mullan Harris at the University of North Carolina at Chapel Hill (<http://www.cpc.unc.edu/addhealth>).

- Interstitial and deep keratitis (H16.3)
- Corneal neovascularization (H16.4)
- Other keratitis (H16.8)
- Keratitis, unspecified (H16.9)

- Corneal scars and opacities (H17)
 - Adherent leukoma (H17.0)
 - Other central corneal opacity (H17.1)
 - Other corneal scars and opacities (H17.8)
 - Corneal scar and opacity, unspecified (H17.9)

- Other disorders of cornea (H18)
 - Corneal pigmentations and deposits (H18.0)
 - Bullous keratopathy (H18.1)
 - Other corneal edema (H18.2)
 - Changes in corneal membranes (H18.3)
 - Corneal degeneration (H18.4)
 - Hereditary corneal dystrophies (H18.5)
 - Keratoconus (H18.6)
 - Other corneal deformities (H18.7)
 - Other specified disorders of cornea (H18.8)
 - Disorder of cornea, unspecified (H18.9)

- Iridocyclitis (H20)
 - Acute and subacute iridocyclitis (H20.0)
 - Chronic iridocyclitis (H20.1)
 - Lens-induced iridocyclitis (H20.2)
 - Other iridocyclitis (H20.8)
 - Iridocyclitis, unspecified (H20.9)

- Other disorders of iris and ciliary body (H21)
 - Hyphema (H21.0)
 - Other vascular disorders of iris and ciliary body (H21.1)
 - Degeneration of iris and ciliary body (H21.2)
 - Cyst of iris, ciliary body, and anterior chamber (H21.3)
 - Pupillary membranes (H21.4)
 - Other adhesions and disruptions of iris and ciliary body (H21.5)
 - Other specified disorders of iris and ciliary body (H21.8)
 - Disorder of iris and ciliary body, unspecified (H21.9)

Disorders of lens (H25-H27)

- Senile cataract (H25)
 - Senile incipient cataract (H25.0)
 - Senile nuclear cataract (H25.1)
 - Senile cataract, morgagnian type (H25.2)
 - Other senile cataract (H25.8)
 - Senile cataract, unspecified (H25.9)

- Other cataract (H26)
 - Infantile, juvenile, and presenile cataract (H26.0)
 - Traumatic cataract (H26.1)
 - Complicated cataract (H26.2)
 - Drug-induced cataract (H26.3)
 - After-cataract (H26.4)
 - Other specified cataract (H26.8)
 - Cataract, unspecified (H26.9)

Add Health is directed by Robert A. Hummer and funded by the National Institute on Aging cooperative agreements U01 AG071448 (Hummer) and U01AG071450 (Aiello and Hummer) at the University of North Carolina at Chapel Hill. Waves I-V data are from the Add Health Program Project, grant P01 HD31921 (Harris) from Eunice Kennedy Shriver National Institute of Child Health and Human Development (NICHD), with cooperative funding from 23 other federal agencies and foundations. Add Health was designed by J. Richard Udry, Peter S. Bearman, and Kathleen Mullan Harris at the University of North Carolina at Chapel Hill (<http://www.cpc.unc.edu/addhealth>).

Other disorders of lens (H27)
Aphakia (H27.0)
Dislocation of lens (H27.1)
Other specified disorders of lens (H27.8)
Disorder of lens, unspecified (H27.9)

Disorders of choroid and retina (H30-H35)

Chorioretinal inflammation (H30)
Focal chorioretinal inflammation (H30.0)
Disseminated chorioretinal inflammation (H30.1)
Posterior cyclitis (H30.2)
Other chorioretinal inflammations (H30.8)
Chorioretinal inflammation, unspecified (H30.9)

Other disorders of choroid (H31)
Chorioretinal scars (H31.0)
Choroidal degeneration (H31.1)
Hereditary choroidal dystrophy (H31.2)
Choroidal hemorrhage and rupture (H31.3)
Choroidal detachment (H31.4)
Other specified disorders of choroid (H31.8)
Disorder of choroid, unspecified (H31.9)

Retinal detachments and breaks (H33)
Retinal detachment with retinal break (H33.0)
Retinoschisis and retinal cysts (H33.1)
Serous retinal detachment (H33.2)
Retinal breaks without detachment (H33.3)
Traction detachment of retina (H33.4)
Other retinal detachments (H33.5)

Retinal vascular occlusions (H34)
Transient retinal artery occlusion (H34.0)
Central retinal artery occlusion (H34.1)
Other retinal artery occlusions (H34.2)
Other retinal vascular occlusions (H34.8)
Retinal vascular occlusion, unspecified (H34.9)

Other retinal disorders (H35)
Background retinopathy and retinal vascular changes (H35.0)
Retinopathy of prematurity (H35.1)
Other proliferative retinopathy (H35.2)
Degeneration of macula and posterior pole (H35.3)
Peripheral retinal degeneration (H35.4)
Hereditary retinal dystrophy (H35.5)
Retinal hemorrhage (H35.6)
Separation of retinal layers (H35.7)
Other specified retinal disorders (H35.8)
Retinal disorder, unspecified (H35.9)

Glaucoma (H40)

Glaucoma (H40)
Glaucoma suspect (H40.0)
Primary open-angle glaucoma (H40.1)
Primary angle-closure glaucoma (H40.2)
Glaucoma secondary to eye trauma (H40.3)

Add Health is directed by Robert A. Hummer and funded by the National Institute on Aging cooperative agreements U01 AG071448 (Hummer) and U01AG071450 (Aiello and Hummer) at the University of North Carolina at Chapel Hill. Waves I-V data are from the Add Health Program Project, grant P01 HD31921 (Harris) from Eunice Kennedy Shriver National Institute of Child Health and Human Development (NICHD), with cooperative funding from 23 other federal agencies and foundations. Add Health was designed by J. Richard Udry, Peter S. Bearman, and Kathleen Mullan Harris at the University of North Carolina at Chapel Hill (<http://www.cpc.unc.edu/addhealth>).

Glaucoma secondary to eye inflammation (H40.4)
Glaucoma secondary to other eye disorders (H40.5)
Glaucoma secondary to drugs (H40.6)
Other glaucoma (H40.8)
Glaucoma, unspecified (H40.9)

Disorders of vitreous body and globe (H43-H44)

Disorders of vitreous body (H43)
Vitreous prolapse (H43.0)
Vitreous hemorrhage (H43.1)
Crystalline deposits in vitreous body (H43.2)
Other vitreous opacities (H43.3)
Other disorders of vitreous body (H43.8)
Disorder of vitreous body, unspecified (H43.9)

Disorders of globe (H44)

Purulent endophthalmitis (H44.0)
Other endophthalmitis (H44.1)
Degenerative myopia (H44.2)
Other degenerative disorders of globe (H44.3)
Hypotony of eye (H44.4)
Degenerated conditions of globe (H44.5)
Retained (old) intraocular foreign body, magnetic (H44.6)
Retained (old) intraocular foreign body, nonmagnetic (H44.7)
Other disorders of globe (H44.8)
Disorder of globe, unspecified (H44.9)

Disorders of optic nerve and visual pathways (H46-H47)

Optic neuritis (H46)

Other disorders of optic [second] nerve and visual pathways (H47)

Disorders of optic nerve, not elsewhere classified (H47.0)
Papilledema, unspecified (H47.1)
Optic atrophy (H47.2)
Other disorders of optic disc (H47.3)
Disorders of optic chiasm (H47.4)
Disorders of other visual pathways (H47.5)
Disorders of visual cortex (H47.6)
Disorder of visual pathways, unspecified (H47.7)

Disorders of ocular muscles, binocular movement, accommodation and refraction (H49-H52)

Paralytic strabismus (H49)

Third [oculomotor] nerve palsy (H49.0)
Fourth [trochlear] nerve palsy (H49.1)
Sixth [abducent] nerve palsy (H49.2)
Total (external) ophthalmoplegia (H49.3)
Progressive external ophthalmoplegia (H49.4)
Other paralytic strabismus (H49.8)
Paralytic strabismus, unspecified (H49.9)

Other strabismus (H50)

Convergent concomitant strabismus (H50.0)
Divergent concomitant strabismus (H50.1)
Vertical strabismus (H50.2)

Add Health is directed by Robert A. Hummer and funded by the National Institute on Aging cooperative agreements U01 AG071448 (Hummer) and U01AG071450 (Aiello and Hummer) at the University of North Carolina at Chapel Hill. Waves I-V data are from the Add Health Program Project, grant P01 HD31921 (Harris) from Eunice Kennedy Shriver National Institute of Child Health and Human Development (NICHD), with cooperative funding from 23 other federal agencies and foundations. Add Health was designed by J. Richard Udry, Peter S. Bearman, and Kathleen Mullan Harris at the University of North Carolina at Chapel Hill (<http://www.cpc.unc.edu/addhealth>).

Intermittent heterotropia (H50.3)
Other and unspecified heterotropia (H50.4)
Heterophoria (H50.5)
Mechanical strabismus (H50.6)
Other specified strabismus (H50.8)
Strabismus, unspecified (H50.9)

Other disorders of binocular movement (H51)
Palsy of conjugate gaze (H51.0)
Convergence insufficiency and excess (H51.1)
Internuclear ophthalmoplegia (H51.2)
Other specified disorders of binocular movement (H51.8)
Disorder of binocular movement, unspecified (H51.9)

Disorders of refraction and accommodation (H52)
Hypermetropia (H52.0)
Myopia (H52.1)
Astigmatism (H52.2)
Anisometropia and aniseikonia (H52.3)
Presbyopia (H52.4)
Disorders of accommodation (H52.5)
Other disorders of refraction (H52.6)
Disorder of refraction, unspecified (H52.7)

Visual disturbances and blindness (H53-H54)

Visual disturbances (H53)
Amblyopia ex anopsia (H53.0)
Subjective visual disturbances (H53.1)
Diplopia (H53.2)
Other disorders of binocular vision (H53.3)
Visual field defects (H53.4)
Color vision deficiencies (H53.5)
Night blindness (H53.6)
Other visual disturbances (H53.8)
Visual disturbance, unspecified (H53.9)

Blindness and low vision (H54)
Blindness, both eyes (H54.0)
Blindness, one eye, low vision, other eye (H54.1)
Low vision, both eyes (H54.2)
Unqualified visual loss, both eyes (H54.3)
Blindness, one eye (H54.4)
Low vision, one eye (H54.5)
Unqualified visual loss, one eye (H54.6)
Unspecified visual loss (H54.7)

Other disorders of eye and adnexa (H55-H59)

Nystagmus and other irregular eye movements (H55)

Other disorders of eye and adnexa (H57)
Anomalies of pupillary function (H57.0)
Ocular pain (H57.1)
Other specified disorders of eye and adnexa (H57.8)
Disorder of eye and adnexa, unspecified (H57.9)

Add Health is directed by Robert A. Hummer and funded by the National Institute on Aging cooperative agreements U01 AG071448 (Hummer) and U01AG071450 (Aiello and Hummer) at the University of North Carolina at Chapel Hill. Waves I-V data are from the Add Health Program Project, grant P01 HD31921 (Harris) from Eunice Kennedy Shriver National Institute of Child Health and Human Development (NICHD), with cooperative funding from 23 other federal agencies and foundations. Add Health was designed by J. Richard Udry, Peter S. Bearman, and Kathleen Mullan Harris at the University of North Carolina at Chapel Hill (<http://www.cpc.unc.edu/addhealth>).

Postprocedural disorders of eye and adnexa, not elsewhere classified (H59)

Vitreous syndrome following cataract surgery (H59.0)

Other postprocedural disorders of eye and adnexa (E59.8)

Postprocedural disorder of eye and adnexa, unspecified (H59.9)

VIII. Diseases of the ear and mastoid process (H60-H93)

Diseases of external ear (H60-H61)

Otitis externa (H60)

Abscess of external ear (H60.0)

Cellulitis of external ear (H60.1)

Malignant otitis externa (H60.2)

Other infective otitis externa (H60.3)

Cholesteatoma of external ear (H60.4)

Acute otitis externa, noninfective (H60.5)

Other otitis externa (H60.8)

Otitis externa, unspecified (H60.9)

Other disorders of external ear (H61)

Perichondritis of external ear (H61.0)

Noninfective disorders of pinna (H61.1)

Impacted cerumen (H61.2)

Acquired stenosis of external ear canal (H61.3)

Other specified disorders of external ear (H61.8)

Disorder of external ear, unspecified (H61.9)

Diseases of middle ear and mastoid (H65-H74)

Nonsuppurative otitis media (H65)

Acute serous otitis media (H65.0)

Other acute nonsuppurative otitis media (H65.1)

Chronic serous otitis media (H65.2)

Chronic mucoid otitis media (H65.3)

Other chronic nonsuppurative otitis media (H65.4)

Nonsuppurative otitis media, unspecified (H65.9)

Suppurative and unspecified otitis media (H66)

Acute suppurative otitis media (H66.0)

Chronic tubotympanic suppurative otitis media (H66.1)

Chronic atticoantral suppurative otitis media (H66.2)

Other chronic suppurative otitis media (H66.3)

Suppurative otitis media, unspecified (H66.4)

Otitis media, unspecified (H66.9)

Eustachian salpingitis and obstruction (H68)

Eustachian salpingitis (H68.0)

Obstruction of Eustachian tube (H68.1)

Other disorders of Eustachian tube (H69)

Patulous Eustachian tube (H69.0)

Other specified disorders of Eustachian tube (H69.8)

Eustachian tube disorder, unspecified (H69.9)

Mastoiditis and related conditions (H70)

Acute mastoiditis (H70.0)

Chronic mastoiditis (H70.1)

Petrositis (H70.2)

Add Health is directed by Robert A. Hummer and funded by the National Institute on Aging cooperative agreements U01 AG071448 (Hummer) and U01AG071450 (Aiello and Hummer) at the University of North Carolina at Chapel Hill. Waves I-V data are from the Add Health Program Project, grant P01 HD31921 (Harris) from Eunice Kennedy Shriver National Institute of Child Health and Human Development (NICHD), with cooperative funding from 23 other federal agencies and foundations. Add Health was designed by J. Richard Udry, Peter S. Bearman, and Kathleen Mullan Harris at the University of North Carolina at Chapel Hill (<http://www.cpc.unc.edu/addhealth>).

Other mastoiditis and related conditions (H70.8)
Mastoiditis, unspecified (H70.9)

Cholesteatoma of middle ear (H71)

Perforation of tympanic membrane (H72)

Central perforation of tympanic membrane (H72.0)
Attic perforation of tympanic membrane (H72.1)
Other marginal perforations of tympanic membrane (H72.2)
Other perforations of tympanic membrane (H72.8)
Perforation of tympanic membrane, unspecified (H72.9)

Other disorders of tympanic membrane (H73)

Acute myringitis (H73.0)
Chronic myringitis (H73.1)
Other specified disorders of tympanic membrane (H73.8)
Disorder of tympanic membrane, unspecified (H73.9)

Other disorders of middle ear and mastoid (H74)

Tympanosclerosis (H74.0)
Adhesive middle ear disease (H74.1)
Discontinuity and dislocation of ear ossicles (H74.2)
Other acquired abnormalities of ear ossicles (H74.3)
Polyp of middle ear (H74.4)
Other specified disorders of middle ear and mastoid (H74.8)
Disorder of middle ear and mastoid, unspecified (H74.9)

Diseases of inner ear (H80-H83)

Otosclerosis (H80)

Otosclerosis involving oval window, nonobliterative (H80.0)
Otosclerosis involving oval window, obliterative (H80.1)
Cochlear otosclerosis (H80.2)
Other otosclerosis (H80.8)
Otosclerosis, unspecified (H80.9)

Disorders of vestibular function (H81)

Ménière's disease (H81.0)
Benign paroxysmal vertigo (H81.1)
Vestibular neuronitis (H81.2)
Other peripheral vertigo (H81.3)
Vertigo of central origin (H81.4)
Other disorders of vestibular function (H81.8)
Disorder of vestibular function, unspecified (H81.9)

Other diseases of inner ear (H83)

Labyrinthitis (H83.0)
Labyrinthine fistula (H83.1)
Labyrinthine dysfunction (H83.2)
Noise effects on inner ear (H83.3)
Other specified diseases of inner ear (H83.8)
Disease of inner ear, unspecified (H83.9)

Other disorders of ear (H90-H95)

Conductive and sensorineural hearing loss (H90)

Conductive hearing loss, bilateral (H90.0)
Conductive hearing loss, unilateral with unrestricted hearing on the contralateral side (H90.1)

Add Health is directed by Robert A. Hummer and funded by the National Institute on Aging cooperative agreements U01 AG071448 (Hummer) and U01AG071450 (Aiello and Hummer) at the University of North Carolina at Chapel Hill. Waves I-V data are from the Add Health Program Project, grant P01 HD31921 (Harris) from Eunice Kennedy Shriver National Institute of Child Health and Human Development (NICHD), with cooperative funding from 23 other federal agencies and foundations. Add Health was designed by J. Richard Udry, Peter S. Bearman, and Kathleen Mullan Harris at the University of North Carolina at Chapel Hill (<http://www.cpc.unc.edu/addhealth>).

Conductive hearing loss, unspecified (H90.2)
Sensorineural hearing loss, bilateral (H90.3)
Sensorineural hearing loss, unilateral with unrestricted hearing on the contralateral side (H90.4)
Sensorineural hearing loss, unspecified (H90.5)
Mixed conductive and sensorineural hearing loss, bilateral (H90.6)
Mixed conductive and sensorineural hearing loss, unilateral with unrestricted hearing on the contralateral side (H90.7)
Mixed conductive and sensorineural hearing loss, unspecified (H90.8)

Other hearing loss (H91)

Ototoxic hearing loss (H91.0)
Presbycusis (H91.1)
Sudden idiopathic hearing loss (H91.2)
Deaf mutism, not elsewhere classified (H91.3)
Other specified hearing loss (H91.8)
Hearing loss, unspecified (H91.9)

Otalgia and effusion of ear (H92)

Otalgia (H92.0)
Otorrhea (H92.1)
Otorrhagia (H92.2)

Other disorders of ear, not elsewhere classified (H93)

Degenerative and vascular disorders of ear (H93.0)
Tinnitus (H93.1)
Other abnormal auditory perceptions (H93.2)
Disorders of acoustic nerve (H93.3)
Other specified disorders of ear (H93.8)
Disorder of ear, unspecified (H93.9)

Postprocedural disorders of ear and mastoid process, not elsewhere classified (H95)

Recurrent cholesteatoma of postmastoidectomy cavity (H95.0)
Other disorders following mastoidectomy (H95.1)
Other postprocedural disorders of ear and mastoid process (H95.8)
Postprocedural disorder of ear and mastoid process, unspecified (H95.9)

IX. Diseases of the circulatory system (I00-I99)

Acute rheumatic fever (I00-I02)

Rheumatic fever without mention of heart involvement (I00)

Rheumatic fever with heart involvement (I01)

Acute rheumatic pericarditis (I01.0)
Acute rheumatic endocarditis (I01.1)
Acute rheumatic myocarditis (I01.2)
Other acute rheumatic heart disease (I01.8)
Acute rheumatic heart disease, unspecified (I01.9)

Rheumatic chorea (I02)

Rheumatic chorea with heart involvement (I02.0)
Rheumatic chorea without heart involvement (I02.9)

Chronic rheumatic heart diseases (I05-I09)

Rheumatic mitral valve diseases (I05)

Mitral stenosis (I05.0)
Rheumatic mitral insufficiency (I05.1)
Mitral stenosis with insufficiency (I05.2)

Add Health is directed by Robert A. Hummer and funded by the National Institute on Aging cooperative agreements U01 AG071448 (Hummer) and U01AG071450 (Aiello and Hummer) at the University of North Carolina at Chapel Hill. Waves I-V data are from the Add Health Program Project, grant P01 HD31921 (Harris) from Eunice Kennedy Shriver National Institute of Child Health and Human Development (NICHD), with cooperative funding from 23 other federal agencies and foundations. Add Health was designed by J. Richard Udry, Peter S. Bearman, and Kathleen Mullan Harris at the University of North Carolina at Chapel Hill (<http://www.cpc.unc.edu/addhealth>).

Other mitral valve diseases (I05.8)
Mitral valve disease, unspecified (I05.9)

Rheumatic aortic valve diseases (I06)
Rheumatic aortic stenosis (I06.0)
Rheumatic aortic insufficiency (I06.1)
Rheumatic aortic stenosis with insufficiency (I06.2)
Other rheumatic aortic valve diseases (I06.8)
Rheumatic aortic valve disease, unspecified (I06.9)

Rheumatic tricuspid valve diseases (I07)
Tricuspid stenosis (I07.0)
Tricuspid insufficiency (I07.1)
Tricuspid stenosis with insufficiency (I07.2)
Other tricuspid valve diseases (I07.8)
Tricuspid valve disease, unspecified (I07.9)

Multiple valve diseases (I08)
Disorders of both mitral and aortic valves (I08.0)
Disorders of both mitral and tricuspid valves (I08.1)
Disorders of both aortic and tricuspid valves (I08.2)
Combined disorders of mitral, aortic, and tricuspid valves (I08.3)
Other multiple valve diseases (I08.8)
Multiple valve disease, unspecified (I08.9)

Other rheumatic heart diseases (I09)
Rheumatic myocarditis (I09.0)
Rheumatic diseases of endocardium, valve unspecified (I09.1)
Chronic rheumatic pericarditis (I09.2)
Other specified rheumatic heart diseases (I09.8)
Rheumatic heart disease, unspecified (I09.9)

Hypertensive diseases (I10-I13)

Essential (primary) hypertension (I10)

Hypertensive heart disease (I11)
Hypertensive heart disease with (congestive) heart failure (I11.0)
Hypertensive heart disease without (congestive) heart failure (I11.9)

Hypertensive renal disease (I12)
Hypertensive renal disease with renal failure (I12.0)
Hypertensive renal disease without renal failure (I12.9)

Hypertensive heart and renal disease (I13)
Hypertensive heart and renal disease with (congestive) heart failure (I13.0)
Hypertensive heart and renal disease with renal failure (I13.1)
Hypertensive heart and renal disease with both (congestive) heart failure and renal failure (I13.2)
Hypertensive heart and renal disease, unspecified (I13.9)

Ischemic heart diseases (I20-I25)

Angina pectoris (I20)
Unstable angina (I20.0)
Angina pectoris with documented spasm (I20.1)
Other forms of angina pectoris (I20.8)
Angina pectoris, unspecified (I20.9)

Add Health is directed by Robert A. Hummer and funded by the National Institute on Aging cooperative agreements U01 AG071448 (Hummer) and U01AG071450 (Aiello and Hummer) at the University of North Carolina at Chapel Hill. Waves I-V data are from the Add Health Program Project, grant P01 HD31921 (Harris) from Eunice Kennedy Shriver National Institute of Child Health and Human Development (NICHD), with cooperative funding from 23 other federal agencies and foundations. Add Health was designed by J. Richard Udry, Peter S. Bearman, and Kathleen Mullan Harris at the University of North Carolina at Chapel Hill (<http://www.cpc.unc.edu/addhealth>).

Acute myocardial infarction (I21)

- Acute transmural myocardial infarction of anterior wall (I21.0)
- Acute transmural myocardial infarction of inferior wall (I21.1)
- Acute transmural myocardial infarction of other sites (I21.2)
- Acute transmural myocardial infarction of unspecified site (I21.3)
- Acute subendocardial myocardial infarction (I21.4)
- Acute myocardial infarction, unspecified (I21.9)

Subsequent myocardial infarction (I22)

- Subsequent myocardial infarction of anterior wall (I22.0)
- Subsequent myocardial infarction of inferior wall (I22.1)
- Subsequent myocardial infarction of other sites (I22.8)
- Subsequent myocardial infarction of unspecified site (I22.9)

Other acute ischemic heart diseases (I24)

- Dressler's syndrome (I24.1)
- Other forms of acute ischemic heart disease (I24.8)
- Acute ischemic heart disease, unspecified (I24.9)

Chronic ischemic heart disease (I25)

- Atherosclerotic cardiovascular disease, so described (I25.0)
- Atherosclerotic heart disease (I25.1)
- Old myocardial infarction (I25.2)
- Aneurysm of heart (I25.3)
- Coronary artery aneurysm (I25.4)
- Ischemic cardiomyopathy (I25.5)
- Silent myocardial ischemia (I25.6)
- Other forms of chronic ischemic heart disease (I25.8)
- Chronic ischemic heart disease, unspecified (I25.9)

Pulmonary heart disease and diseases of pulmonary circulation (I26-I28)

Pulmonary embolism (I26)

- Pulmonary embolism with mention of acute cor pulmonale (I26.0)
- Pulmonary embolism without mention of acute cor pulmonale (I26.9)

Other pulmonary heart diseases (I27)

- Primary pulmonary hypertension (I27.0)
- Kyphoscoliotic heart disease (I27.1)
- Other specified pulmonary heart diseases (I27.8)
- Pulmonary heart disease, unspecified (I27.9)

Other diseases of pulmonary vessels (I28)

- Arteriovenous fistula of pulmonary vessels (I28.0)
- Aneurysm of pulmonary artery (I28.1)
- Other specified diseases of pulmonary vessels (I28.8)
- Disease of pulmonary vessels, unspecified (I28.9)

Other forms of heart disease (I30-I51)

Acute pericarditis (I30)

- Acute nonspecific idiopathic pericarditis (I30.0)
- Infective pericarditis (I30.1)
- Other forms of acute pericarditis (I30.8)
- Acute pericarditis, unspecified (I30.9)

Other diseases of pericardium (I31)

- Chronic adhesive pericarditis (I31.0)

Add Health is directed by Robert A. Hummer and funded by the National Institute on Aging cooperative agreements U01 AG071448 (Hummer) and U01AG071450 (Aiello and Hummer) at the University of North Carolina at Chapel Hill. Waves I-V data are from the Add Health Program Project, grant P01 HD31921 (Harris) from Eunice Kennedy Shriver National Institute of Child Health and Human Development (NICHD), with cooperative funding from 23 other federal agencies and foundations. Add Health was designed by J. Richard Udry, Peter S. Bearman, and Kathleen Mullan Harris at the University of North Carolina at Chapel Hill (<http://www.cpc.unc.edu/addhealth>).

- Chronic constrictive pericarditis (I31.1)
- Hemopericardium, not elsewhere classified (I31.2)
- Pericardial effusion (noninflammatory) (I31.3)
- Other specified diseases of pericardium (I31.8)
- Disease of pericardium, unspecified (I31.9)

- Acute and subacute endocarditis (I33)
 - Acute and subacute infective endocarditis (I33.0)
 - Acute endocarditis, unspecified (I33.9)

- Nonrheumatic mitral valve disorders (I34)
 - Mitral (valve) insufficiency (I34.0)
 - Mitral (valve) prolapse (I34.1)
 - Nonrheumatic mitral (valve) stenosis (I34.2)
 - Other nonrheumatic mitral valve disorders (I34.8)
 - Nonrheumatic mitral valve disorder, unspecified (I34.9)

- Nonrheumatic aortic valve disorders (I35)
 - Aortic (valve) stenosis (I35.0)
 - Aortic (valve) insufficiency (I35.1)
 - Aortic (valve) stenosis with insufficiency (I35.2)
 - Other aortic valve disorders (I35.8)
 - Aortic valve disorder, unspecified (I35.9)

- Nonrheumatic tricuspid valve disorders (I36)
 - Nonrheumatic tricuspid (valve) stenosis (I36.0)
 - Nonrheumatic tricuspid (valve) insufficiency (I36.1)
 - Nonrheumatic tricuspid (valve) stenosis with insufficiency (I36.2)
 - Other nonrheumatic tricuspid valve disorders (I36.8)
 - Nonrheumatic tricuspid valve disorder, unspecified (I36.9)

- Pulmonary valve disorders (I37)
 - Pulmonary valve stenosis (I37.0)
 - Pulmonary valve insufficiency (I37.1)
 - Pulmonary valve stenosis with insufficiency (I37.2)
 - Other pulmonary valve disorders (I37.8)
 - Pulmonary valve disorder, unspecified (I37.9)

- Endocarditis, valve unspecified (I38)

- Acute myocarditis (I40)
 - Infective myocarditis (I40.0)
 - Isolated myocarditis (I40.1)
 - Other acute myocarditis (I40.8)
 - Acute myocarditis, unspecified (I40.9)

- Cardiomyopathy (I42)
 - Dilated cardiomyopathy (I42.0)
 - Obstructive hypertrophic cardiomyopathy (I42.1)
 - Other hypertrophic cardiomyopathy (I42.2)
 - Endomyocardial (eosinophilic) disease (I42.3)
 - Endocardial fibroelastosis (I42.4)
 - Other restrictive cardiomyopathy (I42.5)
 - Alcoholic cardiomyopathy (I42.6)
 - Cardiomyopathy due to drugs and other external agents (I42.7)
 - Other cardiomyopathies (I42.8)
 - Cardiomyopathy, unspecified (I42.9)

Add Health is directed by Robert A. Hummer and funded by the National Institute on Aging cooperative agreements U01 AG071448 (Hummer) and U01AG071450 (Aiello and Hummer) at the University of North Carolina at Chapel Hill. Waves I-V data are from the Add Health Program Project, grant P01 HD31921 (Harris) from Eunice Kennedy Shriver National Institute of Child Health and Human Development (NICHD), with cooperative funding from 23 other federal agencies and foundations. Add Health was designed by J. Richard Udry, Peter S. Bearman, and Kathleen Mullan Harris at the University of North Carolina at Chapel Hill (<http://www.cpc.unc.edu/addhealth>).

- Atrioventricular and left bundle-branch block (I44)
 - Atrioventricular block, first degree (I44.0)
 - Atrioventricular block, second degree (I44.1)
 - Atrioventricular block, complete (I44.2)
 - Other and unspecified atrioventricular block (I44.3)
 - Left anterior fascicular block (I44.4)
 - Left posterior fascicular block (I44.5)
 - Other and unspecified fascicular block (I44.6)
 - Left bundle-branch block, unspecified (I44.7)
- Other conduction disorders (I45)
 - Right fascicular block (I45.0)
 - Other and unspecified right bundle-branch block (I45.1)
 - Bifascicular block (I45.2)
 - Trifascicular block (I45.3)
 - Nonspecific intraventricular block (I45.4)
 - Other specified heart block (I45.5)
 - Preexcitation syndrome (I45.6)
 - Other specified conduction disorders (I45.8)
 - Conduction disorder, unspecified (I45.9)
- Cardiac arrest (I46)
 - Cardiac arrest with successful resuscitation (I46.0)
 - Sudden cardiac death, so described (I46.1)
 - Cardiac arrest, unspecified (I46.9)
- Paroxysmal tachycardia (I47)
 - Reentry ventricular arrhythmia (I47.0)
 - Supraventricular tachycardia (I47.1)
 - Ventricular tachycardia (I47.2)
 - Paroxysmal tachycardia, unspecified (I47.9)
- Atrial fibrillation and flutter (I48)
- Other cardiac arrhythmias (I49)
 - Ventricular fibrillation and flutter (I49.0)
 - Atrial premature depolarization (I49.1)
 - Junctional premature depolarization (I49.2)
 - Ventricular premature depolarization (I49.3)
 - Other and unspecified premature depolarization (I49.4)
 - Sick sinus syndrome (I49.5)
 - Other specified cardiac arrhythmias (I49.8)
 - Cardiac arrhythmia, unspecified (I49.9)
- Heart failure (I50)
 - Congestive heart failure (I50.0)
 - Left ventricular failure (I50.1)
 - Heart failure, unspecified (I50.9)
- Complications and ill-defined descriptions of heart disease (I51)
 - Cardiac septal defect, acquired (I51.0)
 - Rupture of chordae tendineae, not elsewhere classified (I51.1)
 - Rupture of papillary muscle, not elsewhere classified (I51.2)
 - Intracardiac thrombosis, not elsewhere classified (I51.3)
 - Myocarditis, unspecified (I51.4)
 - Myocardial degeneration (I51.5)
 - Cardiovascular disease, unspecified (I51.6)
 - Cardiomegaly (I51.7)
 - Other ill-defined heart diseases (I51.8)

Add Health is directed by Robert A. Hummer and funded by the National Institute on Aging cooperative agreements U01 AG071448 (Hummer) and U01AG071450 (Aiello and Hummer) at the University of North Carolina at Chapel Hill. Waves I-V data are from the Add Health Program Project, grant P01 HD31921 (Harris) from Eunice Kennedy Shriver National Institute of Child Health and Human Development (NICHD), with cooperative funding from 23 other federal agencies and foundations. Add Health was designed by J. Richard Udry, Peter S. Bearman, and Kathleen Mullan Harris at the University of North Carolina at Chapel Hill (<http://www.cpc.unc.edu/addhealth>).

Heart disease, unspecified (I51.9)

Cerebrovascular diseases (I60-I69)

Subarachnoid hemorrhage (I60)

- Subarachnoid hemorrhage from carotid siphon and bifurcation (I60.0)
- Subarachnoid hemorrhage from middle cerebral artery (I60.1)
- Subarachnoid hemorrhage from anterior communicating artery (I60.2)
- Subarachnoid hemorrhage from posterior communicating artery (I60.3)
- Subarachnoid hemorrhage from basilar artery (I60.4)
- Subarachnoid hemorrhage from vertebral artery (I60.5)
- Subarachnoid hemorrhage from other intracranial arteries (I60.6)
- Subarachnoid hemorrhage from intracranial artery, unspecified (I60.7)
- Other subarachnoid hemorrhage (I60.8)
- Subarachnoid hemorrhage, unspecified (I60.9)

Intracerebral hemorrhage (I61)

- Intracerebral hemorrhage in hemisphere, subcortical (I61.0)
- Intracerebral hemorrhage in hemisphere, cortical (I61.1)
- Intracerebral hemorrhage in hemisphere, unspecified (I61.2)
- Intracerebral hemorrhage in brain stem (I61.3)
- Intracerebral hemorrhage in cerebellum (I61.4)
- Intracerebral hemorrhage, intraventricular (I61.5)
- Intracerebral hemorrhage, multiple localized (I61.6)
- Other intracerebral hemorrhage (I61.8)
- Intracerebral hemorrhage, unspecified (I61.9)

Other nontraumatic intracranial hemorrhage (I62)

- Subdural hemorrhage (acute) (nontraumatic) (I62.0)
- Nontraumatic extradural hemorrhage (I62.1)
- Intracranial hemorrhage (nontraumatic), unspecified (I62.9)

Cerebral infarction (I63)

- Cerebral infarction due to thrombosis of precerebral arteries (I63.0)
- Cerebral infarction due to embolism of precerebral arteries (I63.1)
- Cerebral infarction due to unspecified occlusion or stenosis of precerebral arteries (I63.2)
- Cerebral infarction due to thrombosis of cerebral arteries (I63.3)
- Cerebral infarction due to embolism of cerebral arteries (I63.4)
- Cerebral infarction due to unspecified occlusion or stenosis of cerebral arteries (I63.5)
- Cerebral infarction due to cerebral venous thrombosis, nonpyogenic (I63.6)
- Other cerebral infarction (I63.8)
- Cerebral infarction, unspecified (I63.9)

Stroke, not specified as hemorrhage or infarction (I64)

Other cerebrovascular diseases (I67)

- Dissection of cerebral arteries, nonruptured (I67.0)
- Cerebral aneurysm, nonruptured (I67.1)
- Cerebral atherosclerosis (I67.2)
- Progressive vascular leukoencephalopathy (I67.3)
- Hypertensive encephalopathy (I67.4)
- Moyamoya disease (I67.5)
- Nonpyogenic thrombosis of intracranial venous system (I67.6)
- Cerebral arteritis, not elsewhere classified (I67.7)
- Other specified cerebrovascular diseases (I67.8)
- Cerebrovascular disease, unspecified (I67.9)

Add Health is directed by Robert A. Hummer and funded by the National Institute on Aging cooperative agreements U01 AG071448 (Hummer) and U01AG071450 (Aiello and Hummer) at the University of North Carolina at Chapel Hill. Waves I-V data are from the Add Health Program Project, grant P01 HD31921 (Harris) from Eunice Kennedy Shriver National Institute of Child Health and Human Development (NICHD), with cooperative funding from 23 other federal agencies and foundations. Add Health was designed by J. Richard Udry, Peter S. Bearman, and Kathleen Mullan Harris at the University of North Carolina at Chapel Hill (<http://www.cpc.unc.edu/addhealth>).

Sequelae of cerebrovascular disease (I69)
Sequelae of subarachnoid hemorrhage (I69.0)
Sequelae of intracerebral hemorrhage (I69.1)
Sequelae of other nontraumatic intracranial hemorrhage (I69.2)
Sequelae of cerebral infarction (I69.3)
Sequelae of stroke, not specified as hemorrhage or infarction (I69.4)
Sequelae of other and unspecified cerebrovascular diseases (I69.8)

Diseases of arteries, arterioles and capillaries (I70-I78)

Atherosclerosis (I70)
Atherosclerosis of aorta (I70.0)
Atherosclerosis of renal artery (I70.1)
Atherosclerosis of arteries of the extremities (I70.2)
Atherosclerosis of other arteries (I70.8)
Generalized and unspecified atherosclerosis (I70.9)

Aortic aneurysm and dissection (I71)
Dissection of aorta [any part] (I71.0)
Thoracic aortic aneurysm, ruptured (I71.1)
Thoracic aortic aneurysm, without mention of rupture (I71.2)
Abdominal aortic aneurysm, ruptured (I71.3)
Abdominal aortic aneurysm, without mention of rupture (I71.4)
Thoracoabdominal aortic aneurysm, ruptured (I71.5)
Thoracoabdominal aortic aneurysm, without mention of rupture (I71.6)
Aortic aneurysm of unspecified site, ruptured (I71.8)
Aortic aneurysm of unspecified site, without mention of rupture (I71.9)

Other aneurysm (I72)
Aneurysm of carotid artery (I72.0)
Aneurysm of artery of upper extremity (I72.1)
Aneurysm of renal artery (I72.2)
Aneurysm of iliac artery (I72.3)
Aneurysm of artery of lower extremity (I72.4)
Aneurysm of other specified arteries (I72.8)
Aneurysm of unspecified site (I72.9)

Other peripheral vascular diseases (I73)
Raynaud's syndrome (I73.0)
Thromboangiitis obliterans [Buerger] (I73.1)
Other specified peripheral vascular diseases (I73.8)
Peripheral vascular disease, unspecified (I73.9)

Arterial embolism and thrombosis (I74)
Embolism and thrombosis of abdominal aorta (I74.0)
Embolism and thrombosis of other and unspecified parts of aorta (I74.1)
Embolism and thrombosis of arteries of the upper extremities (I74.2)
Embolism and thrombosis of arteries of the lower extremities (I74.3)
Embolism and thrombosis of arteries of extremities, unspecified (I74.4)
Embolism and thrombosis of iliac artery (I74.5)
Embolism and thrombosis of other arteries (I74.8)
Embolism and thrombosis of unspecified artery (I74.9)

Other disorders of arteries and arterioles (I77)
Arteriovenous fistula, acquired (I77.0)
Stricture of artery (I77.1)
Rupture of artery (I77.2)
Arterial fibromuscular dysplasia (I77.3)

Add Health is directed by Robert A. Hummer and funded by the National Institute on Aging cooperative agreements U01 AG071448 (Hummer) and U01AG071450 (Aiello and Hummer) at the University of North Carolina at Chapel Hill. Waves I-V data are from the Add Health Program Project, grant P01 HD31921 (Harris) from Eunice Kennedy Shriver National Institute of Child Health and Human Development (NICHD), with cooperative funding from 23 other federal agencies and foundations. Add Health was designed by J. Richard Udry, Peter S. Bearman, and Kathleen Mullan Harris at the University of North Carolina at Chapel Hill (<http://www.cpc.unc.edu/addhealth>).

- Celiac artery compression syndrome (I77.4)
- Necrosis of artery (I77.5)
- Arteritis, unspecified (I77.6)
- Other specified disorders of arteries and arterioles (I77.8)
- Disorder of arteries and arterioles, unspecified (I77.9)

Diseases of capillaries (I78)

- Hereditary hemorrhagic telangiectasia (I78.0)
- Nevus, nonneoplastic (I78.1)
- Other diseases of capillaries (I78.8)
- Disease of capillaries, unspecified (I78.9)

Diseases of veins, lymphatic vessels and lymph nodes, not elsewhere classified (I80-I89)

Phlebitis and thrombophlebitis (I80)

- Phlebitis and thrombophlebitis of superficial vessels of lower extremities (I80.0)
- Phlebitis and thrombophlebitis of femoral vein (I80.1)
- Phlebitis and thrombophlebitis of other deep vessels of lower extremities (I80.2)
- Phlebitis and thrombophlebitis of lower extremities, unspecified (I80.3)
- Phlebitis and thrombophlebitis of other sites (I80.8)
- Phlebitis and thrombophlebitis of unspecified site (I80.9)

Portal vein thrombosis (I81)

Other venous embolism and thrombosis (I82)

- Budd-Chiari syndrome (I82.0)
- Thrombophlebitis migrans (I82.1)
- Embolism and thrombosis of vena cava (I82.2)
- Embolism and thrombosis of renal vein (I82.3)
- Embolism and thrombosis of other specified veins (I82.8)
- Embolism and thrombosis of unspecified vein (I82.9)

Varicose veins of lower extremities (I83)

- Varicose veins of lower extremities with ulcer (I83.0)
- Varicose veins of lower extremities with inflammation (I83.1)
- Varicose veins of lower extremities with both ulcer and inflammation (I83.2)
- Varicose veins of lower extremities without ulcer or inflammation (I83.9)

Hemorrhoids (I84)

- Internal thrombosed hemorrhoids (I84.0)
- Internal hemorrhoids with other complications (I84.1)
- Internal hemorrhoids without complication (I84.2)
- External thrombosed hemorrhoids (I84.3)
- External hemorrhoids with other complications (I84.4)
- External hemorrhoids without complication (I84.5)
- Residual hemorrhoidal skin tags (I84.6)
- Unspecified thrombosed hemorrhoids (I84.7)
- Unspecified hemorrhoids with other complications (I84.8)
- Unspecified hemorrhoids without complication (I84.9)

Esophageal varices (I85)

- Esophageal varices with bleeding (I85.0)
- Esophageal varices without bleeding (I85.9)

Varicose veins of other sites (I86)

- Sublingual varices (I86.0)
- Scrotal varices (I86.1)
- Pelvic varices (I86.2)

Add Health is directed by Robert A. Hummer and funded by the National Institute on Aging cooperative agreements U01 AG071448 (Hummer) and U01AG071450 (Aiello and Hummer) at the University of North Carolina at Chapel Hill. Waves I-V data are from the Add Health Program Project, grant P01 HD31921 (Harris) from Eunice Kennedy Shriver National Institute of Child Health and Human Development (NICHD), with cooperative funding from 23 other federal agencies and foundations. Add Health was designed by J. Richard Udry, Peter S. Bearman, and Kathleen Mullan Harris at the University of North Carolina at Chapel Hill (<http://www.cpc.unc.edu/addhealth>).

Vulval varices (I86.3)
Gastric varices (I86.4)
Varicose veins of other specified sites (I86.8)

Other disorders of veins (I87)
Postphlebotic syndrome (I87.0)
Compression of vein (I87.1)
Venous insufficiency (chronic) (peripheral) (I87.2)
Other specified disorders of veins (I87.8)
Disorder of vein, unspecified (I87.9)

Nonspecific lymphadenitis (I88)
Nonspecific mesenteric lymphadenitis (I88.0)
Chronic lymphadenitis, except mesenteric (I88.1)
Other nonspecific lymphadenitis (I88.8)
Nonspecific lymphadenitis, unspecified (I88.9)

Other noninfective disorders of lymphatic vessels and lymph nodes (I89)
Lymphedema, not elsewhere classified (I89.0)
Lymphangitis (I89.1)
Other specified noninfective disorders of lymphatic vessels and lymph nodes (I89.8)
Noninfective disorder of lymphatic vessels and lymph nodes, unspecified (I89.9)

Other and unspecified disorders of the circulatory system (I95-I99)

Hypotension (I95)
Idiopathic hypotension (I95.0)
Orthostatic hypotension (I95.1)
Hypotension due to drugs (I95.2)
Other hypotension (I95.8)
Hypotension, unspecified (I95.9)

Postprocedural disorders of circulatory system, not elsewhere classified (I97)
Postcardiotomy syndrome (I97.0)
Other functional disturbances following cardiac surgery (I97.1)
Postmastectomy lymphoedema syndrome (I97.2)
Other postprocedural disorders of circulatory system, not elsewhere classified (I97.8)
Postprocedural disorder of circulatory system, unspecified (I97.9)

Other and unspecified disorders of circulatory system (I99)

X. Diseases of the respiratory system (J00-J98)

Acute upper respiratory infections (J00-J06)

Acute nasopharyngitis [common cold] (J00)

Acute sinusitis (J01)
Acute maxillary sinusitis (J01.0)
Acute frontal sinusitis (J01.1)
Acute ethmoidal sinusitis (J01.2)
Acute sphenoidal sinusitis (J01.3)
Acute pansinusitis (J01.4)
Other acute sinusitis (J01.8)
Acute sinusitis, unspecified (J01.9)

Acute pharyngitis (J02)
Streptococcal pharyngitis (J02.0)

Add Health is directed by Robert A. Hummer and funded by the National Institute on Aging cooperative agreements U01 AG071448 (Hummer) and U01AG071450 (Aiello and Hummer) at the University of North Carolina at Chapel Hill. Waves I-V data are from the Add Health Program Project, grant P01 HD31921 (Harris) from Eunice Kennedy Shriver National Institute of Child Health and Human Development (NICHD), with cooperative funding from 23 other federal agencies and foundations. Add Health was designed by J. Richard Udry, Peter S. Bearman, and Kathleen Mullan Harris at the University of North Carolina at Chapel Hill (<http://www.cpc.unc.edu/addhealth>).

Acute pharyngitis due to other specified organisms (J02.8)
Acute pharyngitis, unspecified (J02.9)

Acute tonsillitis (J03)
Streptococcal tonsillitis (J03.0)
Acute tonsillitis due to other specified organisms (J03.8)
Acute tonsillitis, unspecified (J03.9)

Acute laryngitis and tracheitis (J04)
Acute laryngitis (J04.0)
Acute tracheitis (J04.1)
Acute laryngotracheitis (J04.2)

Acute obstructive laryngitis [croup] and epiglottitis (J05)
Acute obstructive laryngitis [croup] (J05.0)
Acute epiglottitis (J05.1)

Acute upper respiratory infections of multiple and unspecified sites (J06)
Acute laryngopharyngitis (J06.0)
Other acute upper respiratory infections of multiple sites (J06.8)
Acute upper respiratory infection, unspecified (J06.9)

Influenza and pneumonia (J10-J18)

Influenza due to identified influenza virus (J10)
Influenza with pneumonia, influenza virus identified (J10.0)
Influenza with other respiratory manifestations, influenza virus identified (J10.1)
Influenza with other manifestations, influenza virus identified (J10.8)

Influenza, virus not identified (J11)
Influenza with pneumonia, virus not identified (J11.0)
Influenza with other respiratory manifestations, virus not identified (J11.1)
Influenza with other manifestations, virus not identified (J11.8)

Viral pneumonia, not elsewhere classified (J12)
Adenoviral pneumonia (J12.0)
Respiratory syncytial virus pneumonia (J12.1)
Parainfluenza virus pneumonia (J12.2)
Other viral pneumonia (J12.8)
Viral pneumonia, unspecified (J12.9)

Pneumonia due to *Streptococcus pneumoniae* (J13)

Pneumonia due to *Hemophilus influenzae* (J14)

Bacterial pneumonia, not elsewhere classified (J15)
Pneumonia due to *Klebsiella pneumoniae* (J15.0)
Pneumonia due to *Pseudomonas* (J15.1)
Pneumonia due to staphylococcus (J15.2)
Pneumonia due to streptococcus, group B (J15.3)
Pneumonia due to other streptococci (J15.4)
Pneumonia due to *Escherichia coli* (J15.5)
Pneumonia due to other aerobic Gram-negative bacteria (J15.6)
Pneumonia due to *Mycoplasma pneumoniae* (J15.7)
Other bacterial pneumonia (J15.8)
Bacterial pneumonia, unspecified (J15.9)

Add Health is directed by Robert A. Hummer and funded by the National Institute on Aging cooperative agreements U01 AG071448 (Hummer) and U01AG071450 (Aiello and Hummer) at the University of North Carolina at Chapel Hill. Waves I-V data are from the Add Health Program Project, grant P01 HD31921 (Harris) from Eunice Kennedy Shriver National Institute of Child Health and Human Development (NICHD), with cooperative funding from 23 other federal agencies and foundations. Add Health was designed by J. Richard Udry, Peter S. Bearman, and Kathleen Mullan Harris at the University of North Carolina at Chapel Hill (<http://www.cpc.unc.edu/addhealth>).

Pneumonia due to other infectious organisms, not elsewhere classified (J16)

Chlamydial pneumonia (J16.0)

Pneumonia due to other specified infectious organisms (J16.8)

Pneumonia, organism unspecified (J18)

Bronchopneumonia, unspecified (J18.0)

Lobar pneumonia, unspecified (J18.1)

Hypostatic pneumonia, unspecified (J18.2)

Other pneumonia, organism unspecified (J18.8)

Pneumonia, unspecified (J18.9)

Other acute lower respiratory infections (J20-J22)

Acute bronchitis (J20)

Acute bronchitis due to *Mycoplasma pneumoniae* (J20.0)

Acute bronchitis due to *Hemophilus influenzae* (J20.1)

Acute bronchitis due to streptococcus (J20.2)

Acute bronchitis due to coxsackie virus (J20.3)

Acute bronchitis due to parainfluenza virus (J20.4)

Acute bronchitis due to respiratory syncytial virus (J20.5)

Acute bronchitis due to rhinovirus (J20.6)

Acute bronchitis due to echovirus (J20.7)

Acute bronchitis due to other specified organisms (J20.8)

Acute bronchitis, unspecified (J20.9)

Acute bronchiolitis (J21)

Acute bronchiolitis due to respiratory syncytial virus (J21.0)

Acute bronchiolitis due to other specified organisms (J21.8)

Acute bronchiolitis, unspecified (J21.9)

Unspecified acute lower respiratory infection (J22)

Other diseases of upper respiratory tract (J30-J39)

Vasomotor and allergic rhinitis (J30)

Vasomotor rhinitis (J30.0)

Allergic rhinitis due to pollen (J30.1)

Other seasonal allergic rhinitis (J30.2)

Other allergic rhinitis (J30.3)

Allergic rhinitis, unspecified (J30.4)

Chronic rhinitis, nasopharyngitis, and pharyngitis (J31)

Chronic rhinitis (J31.0)

Chronic nasopharyngitis (J31.1)

Chronic pharyngitis (J31.2)

Chronic sinusitis (J32)

Chronic maxillary sinusitis (J32.0)

Chronic frontal sinusitis (J32.1)

Chronic ethmoidal sinusitis (J32.2)

Chronic sphenoidal sinusitis (J32.3)

Chronic pansinusitis (J32.4)

Other chronic sinusitis (J32.8)

Chronic sinusitis, unspecified (J32.9)

Nasal polyp (J33)

Polyp of nasal cavity (J33.0)

Polypoid sinus degeneration (J33.1)

Add Health is directed by Robert A. Hummer and funded by the National Institute on Aging cooperative agreements U01 AG071448 (Hummer) and U01AG071450 (Aiello and Hummer) at the University of North Carolina at Chapel Hill. Waves I-V data are from the Add Health Program Project, grant P01 HD31921 (Harris) from Eunice Kennedy Shriver National Institute of Child Health and Human Development (NICHD), with cooperative funding from 23 other federal agencies and foundations. Add Health was designed by J. Richard Udry, Peter S. Bearman, and Kathleen Mullan Harris at the University of North Carolina at Chapel Hill (<http://www.cpc.unc.edu/addhealth>).

Other polyp of sinus (J33.8)
Nasal polyp, unspecified (J33.9)

Other disorders of nose and nasal sinuses (J34)
Abscess, furuncle, and carbuncle of nose (J34.0)
Cyst and mucocele of nose and nasal sinus (J34.1)
Deviated nasal septum (J34.2)
Hypertrophy of nasal turbinates (J34.3)
Other specified disorders of nose and nasal sinuses (J34.8)

Chronic diseases of tonsils and adenoids (J35)
Chronic tonsillitis (J35.0)
Hypertrophy of tonsils (J35.1)
Hypertrophy of adenoids (J35.2)
Hypertrophy of tonsils with hypertrophy of adenoids (J35.3)
Other chronic diseases of tonsils and adenoids (J35.8)
Chronic disease of tonsils and adenoids, unspecified (J35.9)

Peritonsillar abscess (J36)

Chronic laryngitis and laryngotracheitis (J37)
Chronic laryngitis (J37.0)
Chronic laryngotracheitis (J37.1)

Diseases of vocal cords and larynx, not elsewhere classified (J38)
Paralysis of vocal cords and larynx (J38.0)
Polyp of vocal cord and larynx (J38.1)
Nodules of vocal cords (J38.2)
Other diseases of vocal cords (J38.3)
Edema of larynx (J38.4)
Laryngeal spasm (J38.5)
Stenosis of larynx (J38.6)
Other diseases of larynx (J38.7)

Other diseases of upper respiratory tract (J39)
Retropharyngeal and parapharyngeal abscess (J39.0)
Other abscess of pharynx (J39.1)
Other diseases of pharynx (J39.2)
Upper respiratory tract hypersensitivity reaction, site unspecified (J39.3)
Other specified diseases of upper respiratory tract (J39.8)
Disease of upper respiratory tract, unspecified (J39.9)

Chronic lower respiratory diseases (J40-J47)

Bronchitis, not specified as acute or chronic (J40)

Simple and mucopurulent chronic bronchitis (J41)
Simple chronic bronchitis (J41.0)
Mucopurulent chronic bronchitis (J41.1)
Mixed simple and mucopurulent chronic bronchitis (J41.8)

Unspecified chronic bronchitis (J42)

Emphysema (J43)
MacLeod's syndrome (J43.0)
Panlobular emphysema (J43.1)
Centrilobular emphysema (J43.2)
Other emphysema (J43.8)

Add Health is directed by Robert A. Hummer and funded by the National Institute on Aging cooperative agreements U01 AG071448 (Hummer) and U01AG071450 (Aiello and Hummer) at the University of North Carolina at Chapel Hill. Waves I-V data are from the Add Health Program Project, grant P01 HD31921 (Harris) from Eunice Kennedy Shriver National Institute of Child Health and Human Development (NICHD), with cooperative funding from 23 other federal agencies and foundations. Add Health was designed by J. Richard Udry, Peter S. Bearman, and Kathleen Mullan Harris at the University of North Carolina at Chapel Hill (<http://www.cpc.unc.edu/addhealth>).

Emphysema, unspecified (J43.9)

Other chronic obstructive pulmonary disease (J44)

Chronic obstructive pulmonary disease with acute lower respiratory infection (J44.0)

Chronic obstructive pulmonary disease with acute exacerbation, unspecified (J44.1)

Other specified chronic obstructive pulmonary disease (J44.8)

Chronic obstructive pulmonary disease, unspecified (J44.9)

Asthma (J45)

Predominantly allergic asthma (J45.0)

Nonallergic asthma (J45.1)

Mixed asthma (J45.8)

Asthma, unspecified (J45.9)

Status asthmaticus (J46)

Bronchiectasis (J47)

Lung diseases due to external agents (J60-J70)

Coalworker's pneumoconiosis (J60)

Pneumoconiosis due to asbestos and other mineral fibers (J61)

Pneumoconiosis due to dust containing silica (J62)

Pneumoconiosis due to talc dust (J62.0)

Pneumoconiosis due to other dust containing silica (J62.8)

Pneumoconiosis due to other inorganic dusts (J63)

Aluminosis (of lung) (J63.0)

Bauxite fibrosis (of lung) (J63.1)

Berylliosis (J63.2)

Graphite fibrosis (of lung) (J63.3)

Siderosis (J63.4)

Stannosis (J63.5)

Pneumoconiosis due to other specified inorganic dusts (J63.8)

Unspecified pneumoconiosis (J64)

Pneumoconiosis associated with tuberculosis (J65)

Airway disease due to specific organic dust (J66)

Byssinosis (J66.0)

Flax-dresser's disease (J66.1)

Cannabinosis (J66.2)

Airway disease due to other specific organic dusts (J66.8)

Hypersensitivity pneumonitis due to organic dust (J67)

Farmer's lung (J67.0)

Bagassosis (J67.1)

Bird fancier's lung (J67.2)

Suberosis (J67.3)

Maltworker's lung (J67.4)

Mushroom-worker's lung (J67.5)

Maple-bark-stripper's lung (J67.6)

Air-conditioner and humidifier lung (J67.7)

Hypersensitivity pneumonitis due to other organic dusts (J67.8)

Hypersensitivity pneumonitis due to unspecified organic dust (J67.9)

Add Health is directed by Robert A. Hummer and funded by the National Institute on Aging cooperative agreements U01 AG071448 (Hummer) and U01AG071450 (Aiello and Hummer) at the University of North Carolina at Chapel Hill. Waves I-V data are from the Add Health Program Project, grant P01 HD31921 (Harris) from Eunice Kennedy Shriver National Institute of Child Health and Human Development (NICHD), with cooperative funding from 23 other federal agencies and foundations. Add Health was designed by J. Richard Udry, Peter S. Bearman, and Kathleen Mullan Harris at the University of North Carolina at Chapel Hill (<http://www.cpc.unc.edu/addhealth>).

Respiratory conditions due to inhalation of chemicals, gases, fumes, and vapors (J68)
Bronchitis and pneumonitis due to chemicals, gases, fumes, and vapors (J68.0)
Acute pulmonary edema due to chemicals, gases, fumes, and vapors (J68.1)
Upper respiratory inflammation due to chemicals, gases, fumes, and vapors, not elsewhere classified (J68.2)
Other acute and subacute respiratory conditions due to chemicals, gases, fumes, and vapors (J68.3)
Chronic respiratory conditions due to chemicals, gases, fumes, and vapors (J68.4)
Other respiratory conditions due to chemicals, gases, fumes, and vapors (J68.8)
Unspecified respiratory condition due to chemicals, gases, fumes, and vapors (J68.9)

Pneumonitis due to solids and liquids (J69)
Pneumonitis due to food and vomit (J69.0)
Pneumonitis due to oils and essences (J69.1)
Pneumonitis due to other solids and liquids (J69.8)

Respiratory conditions due to other external agents (J70)
Acute pulmonary manifestations due to radiation (J70.0)
Chronic and other pulmonary manifestations due to radiation (J70.1)
Acute drug-induced interstitial lung disorders (J70.2)
Chronic drug-induced interstitial lung disorders (J70.3)
Drug-induced interstitial lung disorder, unspecified (J70.4)
Respiratory conditions due to other specified external agents (J70.8)
Respiratory conditions due to unspecified external agent (J70.9)

Other respiratory diseases principally affecting the interstitium (J80-J84)

Adult respiratory distress syndrome (J80)

Pulmonary edema (J81)

Pulmonary eosinophilia, not elsewhere classified (J82)

Other interstitial pulmonary diseases (J84)
Alveolar and parietoalveolar conditions (J84.0)
Other interstitial pulmonary diseases with fibrosis (J84.1)
Other specified interstitial pulmonary diseases (J84.8)
Interstitial pulmonary disease, unspecified (J84.9)

Suppurative and necrotic conditions of lower respiratory tract (J85-J86)

Abscess of lung and mediastinum (J85)
Gangrene and necrosis of lung (J85.0)
Abscess of lung with pneumonia (J85.1)
Abscess of lung without pneumonia (J85.2)
Abscess of mediastinum (J85.3)

Pyothorax (J86)
Pyothorax with fistula (J86.0)
Pyothorax without fistula (J86.9)

Other diseases of pleura (J90-J94)

Pleural effusion, not elsewhere classified (J90)

Pleural plaque (J92)
Pleural plaque with presence of asbestos (J92.0)
Pleural plaque without asbestos (J92.9)

Pneumothorax (J93)
Spontaneous tension pneumothorax (J93.0)
Other spontaneous pneumothorax (J93.1)
Other pneumothorax (J93.8)
Pneumothorax, unspecified (J93.9)

Other pleural conditions (J94)
Chylous effusion (J94.0)
Fibrothorax (J94.1)
Hemothorax (J94.2)
Other specified pleural conditions (J94.8)
Pleural condition, unspecified (J94.9)

Other diseases of the respiratory system (J95-J98)

Postprocedural respiratory disorders, not elsewhere classified (J95)
Tracheostomy malfunction (J95.0)
Acute pulmonary insufficiency following thoracic surgery (J95.1)
Acute pulmonary insufficiency following nonthoracic surgery (J95.2)
Chronic pulmonary insufficiency following surgery (J95.3)
Mendelson's syndrome (J95.4)
Postprocedural subglottic stenosis (J95.5)
Other postprocedural respiratory disorders (J95.8)
Postprocedural respiratory disorder, unspecified (J95.9)

Respiratory failure, not elsewhere classified (J96)
Acute respiratory failure (J96.0)
Chronic respiratory failure (J96.1)
Respiratory failure, unspecified (J96.9)

Other respiratory disorders (J98)
Diseases of bronchus, not elsewhere classified (J98.0)
Pulmonary collapse (J98.1)
Interstitial emphysema (J98.2)
Compensatory emphysema (J98.3)
Other disorders of lung (J98.4)
Diseases of mediastinum, not elsewhere classified (J98.5)
Disorders of diaphragm (J98.6)
Other specified respiratory disorders (J98.8)
Respiratory disorder, unspecified (J98.9)

XI. Diseases of the digestive system (K00-K92)

Diseases of oral cavity, salivary glands and jaws (K00-K14)

Disorders of tooth development and eruption (K00)
Anodontia (K00.0)
Supernumerary teeth (K00.1)
Abnormalities of size and form of teeth (K00.2)
Mottled teeth (K00.3)
Disturbances in tooth formation (K00.4)
Hereditary disturbances in tooth structure, not elsewhere classified (K00.5)
Disturbances in tooth eruption (K00.6)
Teething syndrome (K00.7)
Other disorders of tooth development (K00.8)
Disorder of tooth development, unspecified (K00.9)

Embedded and impacted teeth (K01)

Embedded teeth (K01.0)

Impacted teeth (K01.1)

Dental caries (K02)

Caries limited to enamel (K02.0)

Caries of dentin (K02.1)

Caries of cementum (K02.2)

Arrested dental caries (K02.3)

Odontoclasia (K02.4)

Other dental caries (K02.8)

Dental caries, unspecified (K02.9)

Other diseases of hard tissues of teeth (K03)

Excessive attrition of teeth (K03.0)

Abrasion of teeth (K03.1)

Erosion of teeth (K03.2)

Pathological resorption of teeth (K03.3)

Hypercementosis (K03.4)

Ankylosis of teeth (K03.5)

Deposits [accretions] on teeth (K03.6)

Posteruptive color changes of dental hard tissues (K03.7)

Other specified diseases of hard tissues of teeth (K03.8)

Disease of hard tissues of teeth, unspecified (K03.9)

Diseases of pulp and periapical tissues (K04)

Pulpitis (K04.0)

Necrosis of pulp (K04.1)

Pulp degeneration (K04.2)

Abnormal hard tissue formation in pulp (K04.3)

Acute apical periodontitis of pulpal origin (K04.4)

Chronic apical periodontitis (K04.5)

Periapical abscess with sinus (K04.6)

Periapical abscess without sinus (K04.7)

Radicular cyst (K04.8)

Other and unspecified diseases of pulp and periapical tissues (K04.9)

Gingivitis and periodontal diseases (K05)

Acute gingivitis (K05.0)

Chronic gingivitis (K05.1)

Acute periodontitis (K05.2)

Chronic periodontitis (K05.3)

Periodontosis (K05.4)

Other periodontal diseases (K05.5)

Periodontal disease, unspecified (K05.6)

Other disorders of gingiva and edentulous alveolar ridge (K06)

Gingival recession (K06.0)

Gingival enlargement (K06.1)

Gingival and edentulous alveolar ridge lesions associated with trauma (K06.2)

Other specified disorders of gingiva and edentulous alveolar ridge (K06.8)

Disorder of gingiva and edentulous alveolar ridge, unspecified (K06.9)

Dentofacial anomalies [including malocclusion] (K07)

Major anomalies of jaw size (K07.0)

Anomalies of jaw-cranial base relationship (K07.1)

Anomalies of dental arch relationship (K07.2)

Anomalies of tooth position (K07.3)

Add Health is directed by Robert A. Hummer and funded by the National Institute on Aging cooperative agreements U01 AG071448 (Hummer) and U01AG071450 (Aiello and Hummer) at the University of North Carolina at Chapel Hill. Waves I-V data are from the Add Health Program Project, grant P01 HD31921 (Harris) from Eunice Kennedy Shriver National Institute of Child Health and Human Development (NICHD), with cooperative funding from 23 other federal agencies and foundations. Add Health was designed by J. Richard Udry, Peter S. Bearman, and Kathleen Mullan Harris at the University of North Carolina at Chapel Hill (<http://www.cpc.unc.edu/addhealth>).

- Malocclusion, unspecified (K07.4)
- Dentofacial functional abnormalities (K07.5)
- Temporomandibular joint disorders (K07.6)
- Other dentofacial anomalies (K07.8)
- Dentofacial anomaly, unspecified (K07.9)

- Other disorders of the teeth and supporting structures (K08)
 - Exfoliation of teeth due to systemic causes (K08.0)
 - Loss of teeth due to accident, extraction, or local periodontal disease (K08.1)
 - Atrophy of edentulous alveolar ridge (K08.2)
 - Retained dental root (K08.3)
 - Other specified disorders of teeth and supporting structures (K08.8)
 - Disorder of teeth and supporting structures, unspecified (K08.9)

- Cysts of oral region, not elsewhere classified (K09)
 - Developmental odontogenic cysts (K09.0)
 - Developmental (nonodontogenic) cysts of oral region (K09.1)
 - Other cysts of jaw (K09.2)
 - Other cysts of oral region, not elsewhere classified (K09.8)
 - Cyst of oral region, unspecified (K09.9)

- Other diseases of jaws (K10)
 - Developmental disorders of jaws (K10.0)
 - Giant cell granuloma, central (K10.1)
 - Inflammatory conditions of jaws (K10.2)
 - Alveolitis of jaws (K10.3)
 - Other specified diseases of jaws (K10.8)
 - Disease of jaws, unspecified (K10.9)

- Diseases of salivary glands (K11)
 - Atrophy of salivary gland (K11.0)
 - Hypertrophy of salivary gland (K11.1)
 - Sialoadenitis (K11.2)
 - Abscess of salivary gland (K11.3)
 - Fistula of salivary gland (K11.4)
 - Sialolithiasis (K11.5)
 - Mucocele of salivary gland (K11.6)
 - Disturbances of salivary secretion (K11.7)
 - Other diseases of salivary glands (K11.8)
 - Disease of salivary gland, unspecified (K11.9)

- Stomatitis and related lesions (K12)
 - Recurrent oral aphthae (K12.0)
 - Other forms of stomatitis (K12.1)
 - Cellulitis and abscess of mouth (K12.2)

- Other diseases of lip and oral mucosa (K13)
 - Diseases of lips (K13.0)
 - Cheek and lip biting (K13.1)
 - Leukoplakia and other disturbances of oral epithelium, including tongue (K13.2)
 - Hairy leukoplakia (K13.3)
 - Granuloma and granuloma-like lesions of oral mucosa (K13.4)
 - Oral submucous fibrosis (K13.5)
 - Irritative hyperplasia of oral mucosa (K13.6)
 - Other and unspecified lesions of oral mucosa (K13.7)

- Diseases of tongue (K14)
 - Glossitis (K14.0)

Add Health is directed by Robert A. Hummer and funded by the National Institute on Aging cooperative agreements U01 AG071448 (Hummer) and U01AG071450 (Aiello and Hummer) at the University of North Carolina at Chapel Hill. Waves I-V data are from the Add Health Program Project, grant P01 HD31921 (Harris) from Eunice Kennedy Shriver National Institute of Child Health and Human Development (NICHD), with cooperative funding from 23 other federal agencies and foundations. Add Health was designed by J. Richard Udry, Peter S. Bearman, and Kathleen Mullan Harris at the University of North Carolina at Chapel Hill (<http://www.cpc.unc.edu/addhealth>).

Geographic tongue (K14.1)
Median rhomboid glossitis (K14.2)
Hypertrophy of tongue papillae (K14.3)
Atrophy of tongue papillae (K14.4)
Plicated tongue (K14.5)
Glossodynia (K14.6)
Other diseases of tongue (K14.8)
Disease of tongue, unspecified (K14.9)

Diseases of esophagus, stomach and duodenum (K20-K31)

Esophagitis (K20)

Gastroesophageal reflux disease (K21)

Gastroesophageal reflux disease with esophagitis (K21.0)
Gastroesophageal reflux disease without esophagitis (K21.9)

Other diseases of esophagus (K22)

Achalasia of cardia (K22.0)
Ulcer of esophagus (K22.1)
Esophageal obstruction (K22.2)
Perforation of esophagus (K22.3)
Dyskinesia of esophagus (K22.4)
Diverticulum of esophagus, acquired (K22.5)
Gastroesophageal laceration-hemorrhage syndrome (K22.6)
Other specified diseases of esophagus (K22.8)
Disease of esophagus, unspecified (K22.9)

Gastric ulcer (K25)

Acute with hemorrhage (K25.0)
Acute with perforation (K25.1)
Acute with both hemorrhage and perforation (K25.2)
Acute without hemorrhage or perforation (K25.3)
Chronic or unspecified with hemorrhage (K25.4)
Chronic or unspecified with perforation (K25.5)
Chronic or unspecified with both hemorrhage and perforation (K25.6)
Chronic without hemorrhage or perforation (K25.7)
Unspecified as acute or chronic, without hemorrhage or perforation (K25.9)

Duodenal ulcer (K26)

Acute with hemorrhage (K26.0)
Acute with perforation (K26.1)
Acute with both hemorrhage and perforation (K26.2)
Acute without hemorrhage or perforation (K26.3)
Chronic or unspecified with hemorrhage (K26.4)
Chronic or unspecified with perforation (K26.5)
Chronic or unspecified with both hemorrhage and perforation (K26.6)
Chronic without hemorrhage or perforation (K26.7)
Unspecified as acute or chronic, without hemorrhage or perforation (K26.9)

Peptic ulcer, site unspecified (K27)

Acute with hemorrhage (K27.0)
Acute with perforation (K27.1)
Acute with both hemorrhage and perforation (K27.2)
Acute without hemorrhage or perforation (K27.3)
Chronic or unspecified with hemorrhage (K27.4)
Chronic or unspecified with perforation (K27.5)
Chronic or unspecified with both hemorrhage and perforation (K27.6)

Add Health is directed by Robert A. Hummer and funded by the National Institute on Aging cooperative agreements U01 AG071448 (Hummer) and U01AG071450 (Aiello and Hummer) at the University of North Carolina at Chapel Hill. Waves I-V data are from the Add Health Program Project, grant P01 HD31921 (Harris) from Eunice Kennedy Shriver National Institute of Child Health and Human Development (NICHD), with cooperative funding from 23 other federal agencies and foundations. Add Health was designed by J. Richard Udry, Peter S. Bearman, and Kathleen Mullan Harris at the University of North Carolina at Chapel Hill (<http://www.cpc.unc.edu/addhealth>).

Chronic without hemorrhage or perforation (K27.7)
Unspecified as acute or chronic, without hemorrhage or perforation (K27.9)

Gastrojejunal ulcer (K28)

Acute with hemorrhage (K28.0)
Acute with perforation (K28.1)
Acute with both hemorrhage and perforation (K28.2)
Acute without hemorrhage or perforation (K28.3)
Chronic or unspecified with hemorrhage (K28.4)
Chronic or unspecified with perforation (K28.5)
Chronic or unspecified with both hemorrhage and perforation (K28.6)
Chronic without hemorrhage or perforation (K28.7)
Unspecified as acute or chronic, without hemorrhage or perforation (K28.9)

Gastritis and duodenitis (K29)

Acute hemorrhagic gastritis (K29.0)
Other acute gastritis (K29.1)
Alcoholic gastritis (K29.2)
Chronic superficial gastritis (K29.3)
Chronic atrophic gastritis (K29.4)
Chronic gastritis, unspecified (K29.5)
Other gastritis (K29.6)
Gastritis, unspecified (K29.7)
Duodenitis (K29.8)
Gastroduodenitis, unspecified (K29.9)

Dyspepsia (K30)

Other diseases of stomach and duodenum (K31)

Acute dilatation of stomach (K31.0)
Adult hypertrophic pyloric stenosis (K31.1)
Hourglass stricture and stenosis of stomach (K31.2)
Pylorospasm, not elsewhere classified (K31.3)
Gastric diverticulum (K31.4)
Obstruction of duodenum (K31.5)
Fistula of stomach and duodenum (K31.6)
Other specified diseases of stomach and duodenum (K31.8)
Disease of stomach and duodenum, unspecified (K31.9)

Diseases of appendix (K35-K38)

Acute appendicitis (K35)

Acute appendicitis with generalized peritonitis (K35.0)
Acute appendicitis with peritoneal abscess (K35.1)
Acute appendicitis, unspecified (K35.9)

Other appendicitis (K36)

Unspecified appendicitis (K37)

Other diseases of appendix (K38)

Hyperplasia of appendix (K38.0)
Appendicular concretions (K38.1)
Diverticulum of appendix (K38.2)
Fistula of appendix (K38.3)
Other specified diseases of appendix (K38.8)
Disease of appendix, unspecified (K38.9)

Add Health is directed by Robert A. Hummer and funded by the National Institute on Aging cooperative agreements U01 AG071448 (Hummer) and U01AG071450 (Aiello and Hummer) at the University of North Carolina at Chapel Hill. Waves I-V data are from the Add Health Program Project, grant P01 HD31921 (Harris) from Eunice Kennedy Shriver National Institute of Child Health and Human Development (NICHD), with cooperative funding from 23 other federal agencies and foundations. Add Health was designed by J. Richard Udry, Peter S. Bearman, and Kathleen Mullan Harris at the University of North Carolina at Chapel Hill (<http://www.cpc.unc.edu/addhealth>).

Hernia (K40-K46)

Inguinal hernia (K40)

- Bilateral inguinal hernia, with obstruction, without gangrene (K40.0)
- Bilateral inguinal hernia, with gangrene (K40.1)
- Bilateral inguinal hernia, without obstruction or gangrene (K40.2)
- Unilateral or unspecified inguinal hernia, with obstruction, without gangrene (K40.3)
- Unilateral or unspecified inguinal hernia, with gangrene (K40.4)
- Unilateral or unspecified inguinal hernia, without obstruction or gangrene (K40.9)

Femoral hernia (K41)

- Bilateral femoral hernia, with obstruction, without gangrene (K41.0)
- Bilateral femoral hernia, with gangrene (K41.1)
- Bilateral femoral hernia, without obstruction or gangrene (K41.2)
- Unilateral or unspecified femoral hernia, with obstruction, without gangrene (K41.3)
- Unilateral or unspecified femoral hernia, with gangrene (K41.4)
- Unilateral or unspecified femoral hernia, without obstruction or gangrene (K41.9)

Umbilical hernia (K42)

- Umbilical hernia with obstruction, without gangrene (K42.0)
- Umbilical hernia with gangrene (K42.1)
- Umbilical hernia without obstruction or gangrene (K42.9)

Ventral hernia (K43)

- Ventral hernia with obstruction, without gangrene (K43.0)
- Ventral hernia with gangrene (K43.1)
- Ventral hernia without obstruction or gangrene (K43.9)

Diaphragmatic hernia (K44)

- Diaphragmatic hernia with obstruction, without gangrene (K44.0)
- Diaphragmatic hernia with gangrene (K44.1)
- Diaphragmatic hernia without obstruction or gangrene (K44.9)

Other abdominal hernia (K45)

- Other specified abdominal hernia with obstruction, without gangrene (K45.0)
- Other specified abdominal hernia with gangrene (K45.1)
- Other specified abdominal hernia without obstruction or gangrene (K45.8)

Unspecified abdominal hernia (K46)

- Unspecified abdominal hernia with obstruction, without gangrene (K46.0)
- Unspecified abdominal hernia with gangrene (K46.1)
- Unspecified abdominal hernia without obstruction or gangrene (K46.9)

Noninfective enteritis and colitis (K50-K52)

Crohn's disease [regional enteritis] (K50)

- Crohn's disease of small intestine (K50.0)
- Crohn's disease of large intestine (K50.1)
- Other Crohn's disease (K50.8)
- Crohn's disease, unspecified (K50.9)

Ulcerative colitis (K51)

- Ulcerative (chronic) enterocolitis (K51.0)
- Ulcerative (chronic) ileocolitis (K51.1)
- Ulcerative (chronic) proctitis (K51.2)
- Ulcerative (chronic) rectosigmoiditis (K51.3)

Add Health is directed by Robert A. Hummer and funded by the National Institute on Aging cooperative agreements U01 AG071448 (Hummer) and U01AG071450 (Aiello and Hummer) at the University of North Carolina at Chapel Hill. Waves I-V data are from the Add Health Program Project, grant P01 HD31921 (Harris) from Eunice Kennedy Shriver National Institute of Child Health and Human Development (NICHD), with cooperative funding from 23 other federal agencies and foundations. Add Health was designed by J. Richard Udry, Peter S. Bearman, and Kathleen Mullan Harris at the University of North Carolina at Chapel Hill (<http://www.cpc.unc.edu/addhealth>).

Pseudopolyposis of colon (K51.4)
Mucosal proctocolitis (K51.5)
Other ulcerative colitis (K51.8)
Ulcerative colitis, unspecified (K51.9)

Other noninfective gastroenteritis and colitis (K52)
Gastroenteritis and colitis due to radiation (K52.0)
Toxic gastroenteritis and colitis (K52.1)
Allergic and dietetic gastroenteritis and colitis (K52.2)
Other specified noninfective gastroenteritis and colitis (K52.8)
Noninfective gastroenteritis and colitis, unspecified (K52.9)

Other diseases of intestines (K55-K63)

Vascular disorders of intestine (K55)
Acute vascular disorders of intestine (K55.0)
Chronic vascular disorders of intestine (K55.1)
Angiodysplasia of colon (K55.2)
Other vascular disorders of intestine (K55.8)
Vascular disorder of intestine, unspecified (K55.9)

Paralytic ileus and intestinal obstruction without hernia (K56)
Paralytic ileus (K56.0)
Intussusception (K56.1)
Volvulus (K56.2)
Gallstone ileus (K56.3)
Other impaction of intestine (K56.4)
Intestinal adhesions [bands] with obstruction (K56.5)
Other and unspecified intestinal obstruction (K56.6)
Ileus, unspecified (K56.7)

Diverticular disease of intestine (K57)
Diverticular disease of small intestine with perforation and abscess (K57.0)
Diverticular disease of small intestine without perforation or abscess (K57.1)
Diverticular disease of large intestine with perforation and abscess (K57.2)
Diverticular disease of large intestine without perforation or abscess (K57.3)
Diverticular disease of both small and large intestine with perforation and abscess (K57.4)
Diverticular disease of both small and large intestine without perforation or abscess (K57.5)
Diverticular disease of intestine, part unspecified, with perforation and abscess (K57.8)
Diverticular disease of intestine, part unspecified, without perforation or abscess (K57.9)

Irritable bowel syndrome (K58)
Irritable bowel syndrome with diarrhea (K58.0)
Irritable bowel syndrome without diarrhea (K58.9)

Other functional intestinal disorders (K59)
Constipation (K59.0)
Functional diarrhea (K59.1)
Neurogenic bowel, not elsewhere classified (K59.2)
Megacolon, not elsewhere classified (K59.3)
Anal spasm (K59.4)
Other specified functional intestinal disorders (K59.8)
Functional intestinal disorder, unspecified (K59.9)

Fissure and fistula of anal and rectal regions (K60)
Acute anal fissure (K60.0)
Chronic anal fissure (K60.1)
Anal fissure, unspecified (K60.2)

Add Health is directed by Robert A. Hummer and funded by the National Institute on Aging cooperative agreements U01 AG071448 (Hummer) and U01AG071450 (Aiello and Hummer) at the University of North Carolina at Chapel Hill. Waves 1-V data are from the Add Health Program Project, grant P01 HD31921 (Harris) from Eunice Kennedy Shriver National Institute of Child Health and Human Development (NICHD), with cooperative funding from 23 other federal agencies and foundations. Add Health was designed by J. Richard Udry, Peter S. Bearman, and Kathleen Mullan Harris at the University of North Carolina at Chapel Hill (<http://www.cpc.unc.edu/addhealth>).

Anal fistula (K60.3)
Rectal fistula (K60.4)
Anorectal fistula (K60.5)

Abscess of anal and rectal regions (K61)

Anal abscess (K61.0)
Rectal abscess (K61.1)
Anorectal abscess (K61.2)
Ischiorectal abscess (K61.3)
Intrasphincteric abscess (K61.4)

Other diseases of anus and rectum (K62)

Anal polyp (K62.0)
Rectal polyp (K62.1)
Anal prolapse (K62.2)
Rectal prolapse (K62.3)
Stenosis of anus and rectum (K62.4)
Hemorrhage of anus and rectum (K62.5)
Ulcer of anus and rectum (K62.6)
Radiation proctitis (K62.7)
Other specified diseases of anus and rectum (K62.8)
Disease of anus and rectum, unspecified (K62.9)

Other diseases of intestine (K63)

Abscess of intestine (K63.0)
Perforation of intestine (nontraumatic) (K63.1)
Fistula of intestine (K63.2)
Ulcer of intestine (K63.3)
Enteroptosis (K63.4)
Other specified diseases of intestine (K63.8)
Disease of intestine, unspecified (K63.9)

Diseases of peritoneum (K65-K66)

Peritonitis (K65)

Acute peritonitis (K65.0)
Other peritonitis (K65.8)
Peritonitis, unspecified (K65.9)

Other disorders of peritoneum (K66)

Peritoneal adhesions (K66.0)
Hemoperitoneum (K66.1)
Other specified disorders of peritoneum (K66.8)
Disorder of peritoneum, unspecified (K66.9)

Diseases of liver (K70-K76)

Alcoholic liver disease (K70)

Alcoholic fatty liver (K70.0)
Alcoholic hepatitis (K70.1)
Alcoholic fibrosis and sclerosis of liver (K70.2)
Alcoholic cirrhosis of liver (K70.3)
Alcoholic hepatic failure (K70.4)
Alcoholic liver disease, unspecified (K70.9)

Toxic liver disease (K71)

Toxic liver disease with cholestasis (K71.0)
Toxic liver disease with hepatic necrosis (K71.1)

Add Health is directed by Robert A. Hummer and funded by the National Institute on Aging cooperative agreements U01 AG071448 (Hummer) and U01AG071450 (Aiello and Hummer) at the University of North Carolina at Chapel Hill. Waves I-V data are from the Add Health Program Project, grant P01 HD31921 (Harris) from Eunice Kennedy Shriver National Institute of Child Health and Human Development (NICHD), with cooperative funding from 23 other federal agencies and foundations. Add Health was designed by J. Richard Udry, Peter S. Bearman, and Kathleen Mullan Harris at the University of North Carolina at Chapel Hill (<http://www.cpc.unc.edu/addhealth>).

- Toxic liver disease with acute hepatitis (K71.2)
- Toxic liver disease with chronic persistent hepatitis (K71.3)
- Toxic liver disease with chronic lobular hepatitis (K71.4)
- Toxic liver disease with chronic active hepatitis (K71.5)
- Toxic liver disease with hepatitis, not elsewhere classified (K71.6)
- Toxic liver disease with fibrosis and cirrhosis of liver (K71.7)
- Toxic liver disease with other disorders of liver (K71.8)
- Toxic liver disease, unspecified (K71.9)

Hepatic failure, not elsewhere classified (K72)

- Acute and subacute hepatic failure (K72.0)
- Chronic hepatic failure (K72.1)
- Hepatic failure, unspecified (K72.9)

Chronic hepatitis, not elsewhere classified (K73)

- Chronic persistent hepatitis, not elsewhere classified (K73.0)
- Chronic lobular hepatitis, not elsewhere classified (K73.1)
- Chronic active hepatitis, not elsewhere classified (K73.2)
- Other chronic hepatitis, not elsewhere classified (K73.8)
- Chronic hepatitis, unspecified (K73.9)

Fibrosis and cirrhosis of liver (K74)

- Hepatic fibrosis (K74.0)
- Hepatic sclerosis (K74.1)
- Hepatic fibrosis with hepatic sclerosis (K74.2)
- Primary biliary cirrhosis (K74.3)
- Secondary biliary cirrhosis (K74.4)
- Biliary cirrhosis, unspecified (K74.5)
- Other and unspecified cirrhosis of liver (K74.6)

Other inflammatory liver diseases (K75)

- Abscess of liver (K75.0)
- Phlebitis of portal vein (K75.1)
- Nonspecific reactive hepatitis (K75.2)
- Granulomatous hepatitis, not elsewhere classified (K75.3)
- Other specified inflammatory liver diseases (K75.8)
- Inflammatory liver disease, unspecified (K75.9)

Other diseases of liver (K76)

- Fatty (change of) liver, not elsewhere classified (K76.0)
- Chronic passive congestion of liver (K76.1)
- Central hemorrhagic necrosis of liver (K76.2)
- Infarction of liver (K76.3)
- Peliosis hepatis (K76.4)
- Hepatic veno-occlusive disease (K76.5)
- Portal hypertension (K76.6)
- Hepatorenal syndrome (K76.7)
- Other specified diseases of liver (K76.8)
- Liver disease, unspecified (K76.9)

Disorders of gallbladder, biliary tract and pancreas (K80-K86)

Cholelithiasis (K80)

- Calculus of gallbladder with acute cholecystitis (K80.0)
- Calculus of gallbladder with other cholecystitis (K80.1)
- Calculus of gallbladder without cholecystitis (K80.2)
- Calculus of bile duct with cholangitis (K80.3)
- Calculus of bile duct with cholecystitis (K80.4)

Add Health is directed by Robert A. Hummer and funded by the National Institute on Aging cooperative agreements U01 AG071448 (Hummer) and U01AG071450 (Aiello and Hummer) at the University of North Carolina at Chapel Hill. Waves I-V data are from the Add Health Program Project, grant P01 HD31921 (Harris) from Eunice Kennedy Shriver National Institute of Child Health and Human Development (NICHD), with cooperative funding from 23 other federal agencies and foundations. Add Health was designed by J. Richard Udry, Peter S. Bearman, and Kathleen Mullan Harris at the University of North Carolina at Chapel Hill (<http://www.cpc.unc.edu/addhealth>).

Calculus of bile duct without cholangitis or cholecystitis (K80.5)
Other cholelithiasis (K80.8)

Cholecystitis (K81)

Acute cholecystitis (K81.0)
Chronic cholecystitis (K81.1)
Other cholecystitis (K81.8)
Cholecystitis, unspecified (K81.9)

Other diseases of gallbladder (K82)

Obstruction of gallbladder (K82.0)
Hydrops of gallbladder (K82.1)
Perforation of gallbladder (K82.2)
Fistula of gallbladder (K82.3)
Cholesterolosis of gallbladder (K82.4)
Other specified diseases of gallbladder (K82.8)
Disease of gallbladder, unspecified (K82.9)

Other diseases of biliary tract (K83)

Cholangitis (K83.0)
Obstruction of bile duct (K83.1)
Perforation of bile duct (K83.2)
Fistula of bile duct (K83.3)
Spasm of sphincter of Oddi (K83.4)
Biliary cyst (K83.5)
Other specified diseases of biliary tract (K83.8)
Disease of biliary tract, unspecified (K83.9)

Acute pancreatitis (K85)

Other diseases of pancreas (K86)

Alcohol-induced chronic pancreatitis (K86.0)
Other chronic pancreatitis (K86.1)
Cyst of pancreas (K86.2)
Pseudocyst of pancreas (K86.3)
Other specified diseases of pancreas (K86.8)
Disease of pancreas, unspecified (K86.9)

Other diseases of the digestive system (K90-K92)

Intestinal malabsorption (K90)

Celiac disease (K90.0)
Tropical sprue (K90.1)
Blind loop syndrome, not elsewhere classified (K90.2)
Pancreatic steatorrhea (K90.3)
Malabsorption due to intolerance, not elsewhere classified (K90.4)
Other intestinal malabsorption (K90.8)
Intestinal malabsorption, unspecified (K90.9)

Postprocedural disorders of digestive system, not elsewhere classified (K91)

Vomiting following gastrointestinal surgery (K91.0)
Postgastric surgery syndromes (K91.1)
Postsurgical malabsorption, not elsewhere classified (K91.2)
Postoperative intestinal obstruction (K91.3)
Colostomy and enterostomy malfunction (K91.4)
Postcholecystectomy syndrome (K91.5)
Other postprocedural disorders of digestive system, not elsewhere classified (K91.8)
Postprocedural disorder of digestive system, unspecified (K91.9)

Add Health is directed by Robert A. Hummer and funded by the National Institute on Aging cooperative agreements U01 AG071448 (Hummer) and U01AG071450 (Aiello and Hummer) at the University of North Carolina at Chapel Hill. Waves I-V data are from the Add Health Program Project, grant P01 HD31921 (Harris) from Eunice Kennedy Shriver National Institute of Child Health and Human Development (NICHD), with cooperative funding from 23 other federal agencies and foundations. Add Health was designed by J. Richard Udry, Peter S. Bearman, and Kathleen Mullan Harris at the University of North Carolina at Chapel Hill (<http://www.cpc.unc.edu/addhealth>).

Other diseases of the digestive system (K92)
Hematemesis (K92.0)
Melena (K92.1)
Gastrointestinal hemorrhage, unspecified (K92.2)
Other specified diseases of digestive system (K92.8)
Disease of digestive system, unspecified (K92.9)

XII. Diseases of the skin and subcutaneous tissue (L00-L98)

Infections of the skin and subcutaneous tissue (L00-L08)

Staphylococcal scalded skin syndrome (L00)

Impetigo (L01)

Impetigo [any organism] [any site] (L01.0)
Impetiginization of other dermatoses (L01.1)

Cutaneous abscess, furuncle, and carbuncle (L02)

Cutaneous abscess, furuncle, and carbuncle of face (L02.0)
Cutaneous abscess, furuncle, and carbuncle of neck (L02.1)
Cutaneous abscess, furuncle, and carbuncle of trunk (L02.2)
Cutaneous abscess, furuncle, and carbuncle of buttock (L02.3)
Cutaneous abscess, furuncle, and carbuncle of limb (L02.4)
Cutaneous abscess, furuncle, and carbuncle of other sites (L02.8)
Cutaneous abscess, furuncle, and carbuncle, unspecified (L02.9)

Cellulitis (L03)

Cellulitis of finger and toe (L03.0)
Cellulitis of other parts of limb (L03.1)
Cellulitis of face (L03.2)
Cellulitis of trunk (L03.3)
Cellulitis of other sites (L03.8)
Cellulitis, unspecified (L03.9)

Acute lymphadenitis (L04)

Acute lymphadenitis of face, head, and neck (L04.0)
Acute lymphadenitis of trunk (L04.1)
Acute lymphadenitis of upper limb (L04.2)
Acute lymphadenitis of lower limb (L04.3)
Acute lymphadenitis of other sites (L04.8)
Acute lymphadenitis, unspecified (L04.9)

Pilonidal cyst (L05)

Pilonidal cyst with abscess (L05.0)
Pilonidal cyst without abscess (L05.9)

Other local infections of skin and subcutaneous tissue (L08)

Pyoderma (L08.0)
Erythrasma (L08.1)
Other specified local infections of skin and subcutaneous tissue (L08.8)
Local infection of skin and subcutaneous tissue, unspecified (L08.9)

Bullous disorders (L10-L13)

Pemphigus (L10)

Pemphigus vulgaris (L10.0)
Pemphigus vegetans (L10.1)

Add Health is directed by Robert A. Hummer and funded by the National Institute on Aging cooperative agreements U01 AG071448 (Hummer) and U01AG071450 (Aiello and Hummer) at the University of North Carolina at Chapel Hill. Waves I-V data are from the Add Health Program Project, grant P01 HD31921 (Harris) from Eunice Kennedy Shriver National Institute of Child Health and Human Development (NICHD), with cooperative funding from 23 other federal agencies and foundations. Add Health was designed by J. Richard Udry, Peter S. Bearman, and Kathleen Mullan Harris at the University of North Carolina at Chapel Hill (<http://www.cpc.unc.edu/addhealth>).

- Pemphigus foliaceus (L10.2)
- Brazilian pemphigus [fogo selvagem] (L10.3)
- Pemphigus erythematosus (L10.4)
- Drug-induced pemphigus (L10.5)
- Other pemphigus (L10.8)
- Pemphigus, unspecified (L10.9)

- Other acantholytic disorders (L11)
 - Acquired keratosis follicularis (L11.0)
 - Transient acantholytic dermatosis [Grover] (L11.1)
 - Other specified acantholytic disorders (L11.8)
 - Acantholytic disorder, unspecified (L11.9)

- Pemphigoid (L12)
 - Bullous pemphigoid (L12.0)
 - Cicatricial pemphigoid (L12.1)
 - Chronic bullous disease of childhood (L12.2)
 - Acquired epidermolysis bullosa (L12.3)
 - Other pemphigoid (L12.8)
 - Pemphigoid, unspecified (L12.9)

- Other bullous disorders (L13)
 - Dermatitis herpetiformis (L13.0)
 - Subcorneal pustular dermatitis (L13.1)
 - Other specified bullous disorders (L13.8)
 - Bullous disorder, unspecified (L13.9)

Dermatitis and eczema (L20-L30)

- Atopic dermatitis (L20)
 - Besnier's prurigo (L20.0)
 - Other atopic dermatitis (L20.8)
 - Atopic dermatitis, unspecified (L20.9)

- Seborrheic dermatitis (L21)
 - Seborrhea capitis (L21.0)
 - Seborrheic infantile dermatitis (L21.1)
 - Other seborrheic dermatitis (L21.8)
 - Seborrheic dermatitis, unspecified (L21.9)

- Diaper [napkin] dermatitis (L22)

- Allergic contact dermatitis (L23)
 - Allergic contact dermatitis due to metals (L23.0)
 - Allergic contact dermatitis due to adhesives (L23.1)
 - Allergic contact dermatitis due to cosmetics (L23.2)
 - Allergic contact dermatitis due to drugs in contact with the skin (L23.3)
 - Allergic contact dermatitis due to dyes (L23.4)
 - Allergic contact dermatitis due to other chemical products (L23.5)
 - Allergic contact dermatitis due to food in contact with the skin (L23.6)
 - Allergic contact dermatitis due to plants, except food (L23.7)
 - Allergic contact dermatitis due to other agents (L23.8)
 - Allergic contact dermatitis, unspecified cause (L23.9)

- Irritant contact dermatitis (L24)
 - Irritant contact dermatitis due to detergents (L24.0)
 - Irritant contact dermatitis due to oils and greases (L24.1)
 - Irritant contact dermatitis due to solvents (L24.2)

Add Health is directed by Robert A. Hummer and funded by the National Institute on Aging cooperative agreements U01 AG071448 (Hummer) and U01AG071450 (Aiello and Hummer) at the University of North Carolina at Chapel Hill. Waves I-V data are from the Add Health Program Project, grant P01 HD31921 (Harris) from Eunice Kennedy Shriver National Institute of Child Health and Human Development (NICHD), with cooperative funding from 23 other federal agencies and foundations. Add Health was designed by J. Richard Udry, Peter S. Bearman, and Kathleen Mullan Harris at the University of North Carolina at Chapel Hill (<http://www.cpc.unc.edu/addhealth>).

- Irritant contact dermatitis due to cosmetics (L24.3)
- Irritant contact dermatitis due to drugs in contact with the skin (L24.4)
- Irritant contact dermatitis due to other chemical products (L24.5)
- Irritant contact dermatitis due to food in contact with the skin (L24.6)
- Irritant contact dermatitis due to plants, except food (L24.7)
- Irritant contact dermatitis due to other agents (L24.8)
- Irritant contact dermatitis, unspecified cause (L24.9)

Unspecified contact dermatitis (L25)

- Unspecified contact dermatitis due to cosmetics (L25.0)
- Unspecified contact dermatitis due to drugs in contact with the skin (L25.1)
- Unspecified contact dermatitis due to dyes (L25.2)
- Unspecified contact dermatitis due to other chemical products (L25.3)
- Unspecified contact dermatitis due to food in contact with the skin (L25.4)
- Unspecified contact dermatitis due to plants, except food (L25.5)
- Unspecified contact dermatitis due to other agents (L25.8)
- Unspecified contact dermatitis, unspecified cause (L25.9)

Exfoliative dermatitis (L26)

Dermatitis due to substances taken internally (L27)

- Generalized skin eruption due to drugs and medicaments (L27.0)
- Localized skin eruption due to drugs and medicaments (L27.1)
- Dermatitis due to ingested food (L27.2)
- Dermatitis due to other substances taken internally (L27.8)
- Dermatitis due to unspecified substance taken internally (L27.9)

Lichen simplex chronicus and prurigo (L28)

- Lichen simplex chronicus (L28.0)
- Prurigo nodularis (L28.1)
- Other prurigo (L28.2)

Pruritus (L29)

- Pruritus ani (L29.0)
- Pruritus scroti (L29.1)
- Pruritus vulvae (L29.2)
- Anogenital pruritus, unspecified (L29.3)
- Other pruritus (L29.8)
- Pruritus, unspecified (L29.9)

Other dermatitis (L30)

- Nummular dermatitis (L30.0)
- Dyshidrosis [pompholyx] (L30.1)
- Cutaneous autosensitization (L30.2)
- Infective dermatitis (L30.3)
- Erythema intertrigo (L30.4)
- Pityriasis alba (L30.5)
- Other specified dermatitis (L30.8)
- Dermatitis, unspecified (L30.9)

Papulosquamous disorders (L40-L44)

Psoriasis (L40)

- Psoriasis vulgaris (L40.0)
- Generalized pustular psoriasis (L40.1)
- Acrodermatitis continua (L40.2)
- Pustulosis palmaris et plantaris (L40.3)
- Guttate psoriasis (L40.4)

Add Health is directed by Robert A. Hummer and funded by the National Institute on Aging cooperative agreements U01 AG071448 (Hummer) and U01AG071450 (Aiello and Hummer) at the University of North Carolina at Chapel Hill. Waves I-V data are from the Add Health Program Project, grant P01 HD31921 (Harris) from Eunice Kennedy Shriver National Institute of Child Health and Human Development (NICHD), with cooperative funding from 23 other federal agencies and foundations. Add Health was designed by J. Richard Udry, Peter S. Bearman, and Kathleen Mullan Harris at the University of North Carolina at Chapel Hill (<http://www.cpc.unc.edu/addhealth>).

Arthropathic psoriasis (L40.5)
Other psoriasis (L40.8)
Psoriasis, unspecified (L40.9)

Parapsoriasis (L41)

Pityriasis lichenoides et varioliformis acuta (L41.0)
Pityriasis lichenoides chronica (L41.1)
Lymphomatoid papulosis (L41.2)
Small plaque parapsoriasis (L41.3)
Large plaque parapsoriasis (L41.4)
Retiform parapsoriasis (L41.5)
Other parapsoriasis (L41.8)
Parapsoriasis, unspecified (L41.9)

Pityriasis rosea (L42)

Lichen planus (L43)

Hypertrophic lichen planus (L43.0)
Bullous lichen planus (L43.1)
Lichenoid drug reaction (L43.2)
Subacute (active) lichen planus (L43.3)
Other lichen planus (L43.8)
Lichen planus, unspecified (L43.9)

Other papulosquamous disorders (L44)

Pityriasis rubra pilaris (L44.0)
Lichen nitidus (L44.1)
Lichen striatus (L44.2)
Lichen ruber moniliformis (L44.3)
Infantile papular acrodermatitis [Giannotti-Crosti] (L44.4)
Other specified papulosquamous disorders (L44.8)
Papulosquamous disorder, unspecified (L44.9)

Urticaria and erythema (L50-L53)

Urticaria (L50)

Allergic urticaria (L50.0)
Idiopathic urticaria (L50.1)
Urticaria due to cold and heat (L50.2)
Dermatographic urticaria (L50.3)
Vibratory urticaria (L50.4)
Cholinergic urticaria (L50.5)
Contact urticaria (L50.6)
Other urticaria (L50.8)
Urticaria, unspecified (L50.9)

Erythema multiforme (L51)

Nonbullous erythema multiforme (L51.0)
Bullous erythema multiforme (L51.1)
Toxic epidermal necrolysis [Lyell] (L51.2)
Other erythema multiforme (L51.8)
Erythema multiforme, unspecified (L51.9)

Erythema nodosum (L52)

Other erythematous conditions (L53)

Toxic erythema (L53.0)
Erythema annulare centrifugum (L53.1)

Add Health is directed by Robert A. Hummer and funded by the National Institute on Aging cooperative agreements U01 AG071448 (Hummer) and U01AG071450 (Aiello and Hummer) at the University of North Carolina at Chapel Hill. Waves I-V data are from the Add Health Program Project, grant P01 HD31921 (Harris) from Eunice Kennedy Shriver National Institute of Child Health and Human Development (NICHD), with cooperative funding from 23 other federal agencies and foundations. Add Health was designed by J. Richard Udry, Peter S. Bearman, and Kathleen Mullan Harris at the University of North Carolina at Chapel Hill (<http://www.cpc.unc.edu/addhealth>).

Erythema marginatum (L53.2)
Other chronic figurate erythema (L53.3)
Other specified erythematous conditions (L53.8)
Erythematous condition, unspecified (L53.9)

Radiation-related disorders of the skin and subcutaneous tissue (L55-L59)

Sunburn (L55)

Sunburn of first degree (L55.0)
Sunburn of second degree (L55.1)
Sunburn of third degree (L55.2)
Other sunburn (L55.8)
Sunburn, unspecified (L55.9)

Other acute skin changes due to ultraviolet radiation (L56)

Drug phototoxic response (L56.0)
Drug photoallergic response (L56.1)
Photocontact dermatitis [berloque dermatitis] (L56.2)
Solar urticaria (L56.3)
Polymorphous light eruption (L56.4)
Other specified acute skin changes due to ultraviolet radiation (L56.8)
Acute skin change due to ultraviolet radiation, unspecified (L56.9)

Skin changes due to chronic exposure to nonionizing radiation (L57)

Actinic keratosis (L57.0)
Actinic reticuloid (L57.1)
Cutis rhomboidalis nuchae (L57.2)
Poikiloderma of Civatte (L57.3)
Cutis laxa senilis (L57.4)
Actinic granuloma (L57.5)
Other skin changes due to chronic exposure to nonionizing radiation (L57.8)
Skin changes due to chronic exposure to nonionizing radiation, unspecified (L57.9)

Radiodermatitis (L58)

Acute radiodermatitis (L58.0)
Chronic radiodermatitis (L58.1)
Radiodermatitis, unspecified (L58.9)

Other disorders of skin and subcutaneous tissue related to radiation (L59)

Erythema ab igne [dermatitis ab igne] (L59.0)
Other specified disorders of skin and subcutaneous tissue related to radiation (L59.8)
Disorder of skin and subcutaneous tissue related to radiation, unspecified (L59.9)

Disorders of skin appendages (L60-L75)

Nail disorders (L60)

Ingrowing nail (L60.0)
Onycholysis (L60.1)
Onychogryphosis (L60.2)
Nail dystrophy (L60.3)
Beau's lines (L60.4)
Yellow nail syndrome (L60.5)
Other nail disorders (L60.8)
Nail disorder, unspecified (L60.9)

Alopecia areata (L63)

Alopecia (capitis) totalis (L63.0)
Alopecia universalis (L63.1)

Add Health is directed by Robert A. Hummer and funded by the National Institute on Aging cooperative agreements U01 AG071448 (Hummer) and U01AG071450 (Aiello and Hummer) at the University of North Carolina at Chapel Hill. Waves I-V data are from the Add Health Program Project, grant P01 HD31921 (Harris) from Eunice Kennedy Shriver National Institute of Child Health and Human Development (NICHD), with cooperative funding from 23 other federal agencies and foundations. Add Health was designed by J. Richard Udry, Peter S. Bearman, and Kathleen Mullan Harris at the University of North Carolina at Chapel Hill (<http://www.cpc.unc.edu/addhealth>).

Ophiasis (L63.2)
Other alopecia areata (L63.8)
Alopecia areata, unspecified (L63.9)

Androgenic alopecia (L64)
Drug-induced androgenic alopecia (L64.0)
Other androgenic alopecia (L64.8)
Androgenic alopecia, unspecified (L64.9)

Other nonscarring hair loss (L65)
Telogen effluvium (L65.0)
Anagen effluvium (L65.1)
Alopecia mucinosa (L65.2)
Other specified nonscarring hair loss (L65.8)
Nonscarring hair loss, unspecified (L65.9)

Cicatricial alopecia [scarring hair loss] (L66)
Pseudopelade (L66.0)
Lichen planopilaris (L66.1)
Folliculitis decalvans (L66.2)
Perifolliculitis capitis abscedens (L66.3)
Folliculitis ulerythematososa reticulata (L66.4)
Other cicatricial alopecia (L66.8)
Cicatricial alopecia, unspecified (L66.9)

Hair color and hair shaft abnormalities (L67)
Trichorrhexis nodosa (L67.0)
Variations in hair color (L67.1)
Other hair color and hair shaft abnormalities (L67.8)
Hair color and hair shaft abnormality, unspecified (L67.9)

Hypertrichosis (L68)
Hirsutism (L68.0)
Acquired hypertrichosis lanuginosa (L68.1)
Localized hypertrichosis (L68.2)
Polytrichia (L68.3)
Other hypertrichosis (L68.8)
Hypertrichosis, unspecified (L68.9)

Acne (L70)
Acne vulgaris (L70.0)
Acne conglobata (L70.1)
Acne varioliformis (L70.2)
Acne tropica (L70.3)
Infantile acne (L70.4)
Acné excoriée des jeunes filles (L70.5)
Other acne (L70.8)
Acne, unspecified (L70.9)

Rosacea (L71)
Perioral dermatitis (L71.0)
Rhinophyma (L71.1)
Other rosacea (L71.8)
Rosacea, unspecified (L71.9)

Follicular cysts of skin and subcutaneous tissue (L72)
Epidermal cyst (L72.0)
Trichilemmal cyst (L72.1)

Add Health is directed by Robert A. Hummer and funded by the National Institute on Aging cooperative agreements U01 AG071448 (Hummer) and U01AG071450 (Aiello and Hummer) at the University of North Carolina at Chapel Hill. Waves I-V data are from the Add Health Program Project, grant P01 HD31921 (Harris) from Eunice Kennedy Shriver National Institute of Child Health and Human Development (NICHD), with cooperative funding from 23 other federal agencies and foundations. Add Health was designed by J. Richard Udry, Peter S. Bearman, and Kathleen Mullan Harris at the University of North Carolina at Chapel Hill (<http://www.cpc.unc.edu/addhealth>).

Steatocystoma multiplex (L72.2)
Other follicular cysts of skin and subcutaneous tissue (L72.8)
Follicular cyst of skin and subcutaneous tissue, unspecified (L72.9)

Other follicular disorders (L73)
Acne keloid (L73.0)
Pseudofolliculitis barbae (L73.1)
Hidradenitis suppurativa (L73.2)
Other specified follicular disorders (L73.8)
Follicular disorder, unspecified (L73.9)

Eccrine sweat disorders (L74)
Miliaria rubra (L74.0)
Miliaria crystallina (L74.1)
Miliaria profunda (L74.2)
Miliaria, unspecified (L74.3)
Anhidrosis (L74.4)
Other eccrine sweat disorders (L74.8)
Eccrine sweat disorder, unspecified (L74.9)

Apocrine sweat disorders (L75)
Bromhidrosis (L75.0)
Chromhidrosis (L75.1)
Apocrine miliaria (L75.2)
Other apocrine sweat disorders (L75.8)
Apocrine sweat disorder, unspecified (L75.9)

Other disorders of the skin and subcutaneous tissue (L80-L98)

Vitiligo (L80)

Other disorders of pigmentation (L81)
Postinflammatory hyperpigmentation (L81.0)
Chloasma (L81.1)
Freckles (L81.2)
Café au lait spots (L81.3)
Other melanin hyperpigmentation (L81.4)
Leukoderma, not elsewhere classified (L81.5)
Other disorders of diminished melanin formation (L81.6)
Pigmented purpuric dermatosis (L81.7)
Other specified disorders of pigmentation (L81.8)
Disorder of pigmentation, unspecified (L81.9)

Seborrheic keratosis (L82)

Acanthosis nigricans (L83)

Corns and callousities (L84)

Other epidermal thickening (L85)
Acquired ichthyosis (L85.0)
Acquired keratosis [keratoderma] palmaris et plantaris (L85.1)
Keratosis punctata (palmaris et plantaris) (L85.2)
Xerosis cutis (L85.3)
Other specified epidermal thickening (L85.8)
Epidermal thickening, unspecified (L85.9)

Add Health is directed by Robert A. Hummer and funded by the National Institute on Aging cooperative agreements U01 AG071448 (Hummer) and U01AG071450 (Aiello and Hummer) at the University of North Carolina at Chapel Hill. Waves I-V data are from the Add Health Program Project, grant P01 HD31921 (Harris) from Eunice Kennedy Shriver National Institute of Child Health and Human Development (NICHD), with cooperative funding from 23 other federal agencies and foundations. Add Health was designed by J. Richard Udry, Peter S. Bearman, and Kathleen Mullan Harris at the University of North Carolina at Chapel Hill (<http://www.cpc.unc.edu/addhealth>).

Transepidermal elimination disorders (L87)
Keratos follicularis et parafollicularis in cutem penetrans [Kyrle] (L87.0)
Reactive perforating collagenosis (L87.1)
Elastosis perforans serpiginosa (L87.2)
Other transepidermal elimination disorders (L87.8)
Transepidermal elimination disorder, unspecified (L87.9)

Pyoderma gangrenosum (L88)

Decubitus ulcer (L89)

Atrophic disorders of the skin (L90)
Lichen sclerosus et atrophicus (L90.0)
Anetoderma of Schweningen-Buzzi (L90.1)
Anetoderma of Jadassohn-Pellizzari (L90.2)
Atrophoderma of Pasini and Pierini (L90.3)
Acrodermatitis chronica atrophicans (L90.4)
Scar conditions and fibrosis of skin (L90.5)
Striae atrophicae (L90.6)
Other atrophic disorders of skin (L90.8)
Atrophic disorder of skin, unspecified (L90.9)

Hypertrophic disorders of the skin (L91)
Keloid scar (L91.0)
Other hypertrophic disorders of skin (L91.8)
Hypertrophic disorder of skin, unspecified (L91.9)

Granulomatous disorders of skin and subcutaneous tissue (L92)
Granuloma annulare (L92.0)
Necrobiosis lipoidica, not elsewhere classified (L92.1)
Granuloma faciale [eosinophilic granuloma of skin] (L92.2)
Foreign body granuloma of skin and subcutaneous tissue (L92.3)
Other granulomatous disorders of skin and subcutaneous tissue (L92.8)
Granulomatous disorder of skin and subcutaneous tissue, unspecified (L92.9)

Lupus erythematosus (L93)
Discoid lupus erythematosus (L93.0)
Subacute cutaneous lupus erythematosus (L93.1)
Other local lupus erythematosus (L93.2)

Other localized connective tissue disorders (L94)
Localized scleroderma [morphea] (L94.0)
Linear scleroderma (L94.1)
Calcinosis cutis (L94.2)
Sclerodactyly (L94.3)
Gottron's papules (L94.4)
Poikiloderma vasculare atrophicans (L94.5)
Ainhum (L94.6)
Other specified localized connective tissue disorders (L94.8)
Localized connective tissue disorder, unspecified (L94.9)

Vasculitis limited to the skin, not elsewhere classified (L95)
Livedoid vasculitis (L95.0)
Erythema elevatum diutinum (L95.1)
Other vasculitis limited to skin (L95.8)
Vasculitis limited to skin, unspecified (L95.9)

Ulcer of lower limb, not elsewhere classified (L97)

Add Health is directed by Robert A. Hummer and funded by the National Institute on Aging cooperative agreements U01 AG071448 (Hummer) and U01AG071450 (Aiello and Hummer) at the University of North Carolina at Chapel Hill. Waves I-V data are from the Add Health Program Project, grant P01 HD31921 (Harris) from Eunice Kennedy Shriver National Institute of Child Health and Human Development (NICHD), with cooperative funding from 23 other federal agencies and foundations. Add Health was designed by J. Richard Udry, Peter S. Bearman, and Kathleen Mullan Harris at the University of North Carolina at Chapel Hill (<http://www.cpc.unc.edu/addhealth>).

Other disorders of skin and subcutaneous tissue, not elsewhere classified (L98)
Pyogenic granuloma (L98.0)
Factitial dermatitis (L98.1)
Febrile neutrophilic dermatosis [Sweet] (L98.2)
Eosinophilic cellulitis [Wells] (L98.3)
Chronic ulcer of skin, not elsewhere classified (L98.4)
Mucinosis of skin (L98.5)
Other infiltrative disorders of skin and subcutaneous tissue (L98.6)
Other specified disorders of skin and subcutaneous tissue (L98.8)
Disorder of skin and subcutaneous tissue, unspecified (L98.9)

XIII. Diseases of the musculoskeletal system and connective tissue (M00-M99)

Arthropathies (M00-M25)

Infectious arthropathies (M00,M02)

Pyogenic arthritis (M00)
Staphylococcal arthritis and polyarthritis (M00.0)
Pneumococcal arthritis and polyarthritis (M00.1)
Other streptococcal arthritis and polyarthritis (M00.2)
Arthritis and polyarthritis due to other specified bacterial agents (M00.8)
Pyogenic arthritis, unspecified (M00.9)

Reactive arthropathies (M02)
Arthropathy following intestinal bypass (M02.0)
Postdysenteric arthropathy (M02.1)
Postimmunization arthropathy (M02.2)
Reiter's disease (M02.3)
Other reactive arthropathies (M02.8)
Reactive arthropathy, unspecified (M02.9)

Inflammatory polyarthropathies (M05-M13)

Seropositive rheumatoid arthritis (M05)
Felty's syndrome (M05.0)
Rheumatoid lung disease (M05.1)
Rheumatoid vasculitis (M05.2)
Rheumatoid arthritis with involvement of other organs and systems (M05.3)
Other seropositive rheumatoid arthritis (M05.8)
Seropositive rheumatoid arthritis, unspecified (M05.9)

Other rheumatoid arthritis (M06)
Seronegative rheumatoid arthritis (M06.0)
Adult-onset Still's disease (M06.1)
Rheumatoid bursitis (M06.2)
Rheumatoid nodule (M06.3)
Inflammatory polyarthropathy (M06.4)
Other specified rheumatoid arthritis (M06.8)
Rheumatoid arthritis, unspecified (M06.9)

Juvenile arthritis (M08)
Juvenile rheumatoid arthritis (M08.0)
Juvenile ankylosing spondylitis (M08.1)
Juvenile arthritis with systemic onset (M08.2)
Juvenile polyarthritis (seronegative) (M08.3)
Pauciarticular juvenile arthritis (M08.4)

Add Health is directed by Robert A. Hummer and funded by the National Institute on Aging cooperative agreements U01 AG071448 (Hummer) and U01AG071450 (Aiello and Hummer) at the University of North Carolina at Chapel Hill. Waves I-V data are from the Add Health Program Project, grant P01 HD31921 (Harris) from Eunice Kennedy Shriver National Institute of Child Health and Human Development (NICHD), with cooperative funding from 23 other federal agencies and foundations. Add Health was designed by J. Richard Udry, Peter S. Bearman, and Kathleen Mullan Harris at the University of North Carolina at Chapel Hill (<http://www.cpc.unc.edu/addhealth>).

Other juvenile arthritis (M08.8)
Juvenile arthritis, unspecified (M08.9)

Gout (M10)

Idiopathic gout (M10.0)
Lead-induced gout (M10.1)
Drug-induced gout (M10.2)
Gout due to impairment of renal function (M10.3)
Other secondary gout (M10.4)
Gout, unspecified (M10.9)

Other crystal arthropathies (M11)

Hydroxyapatite deposition disease (M11.0)
Familial chondrocalcinosis (M11.1)
Other chondrocalcinosis (M11.2)
Other specified crystal arthropathies (M11.8)
Crystal arthropathy, unspecified (M11.9)

Other specific arthropathies (M12)

Chronic postrheumatic arthropathy [Jaccoud] (M12.0)
Kaschin-Beck disease (M12.1)
Villonodular synovitis (pigmented) (M12.2)
Palindromic rheumatism (M12.3)
Intermittent hydrarthrosis (M12.4)
Traumatic arthropathy (M12.5)
Other specific arthropathies, not elsewhere classified (M12.8)

Other arthritis (M13)

Polyarthritis, unspecified (M13.0)
Monoarthritis, not elsewhere classified (M13.1)
Other specified arthritis (M13.8)
Arthritis, unspecified (M13.9)

Arthrosis (M15-M19)

Polyarthrosis (M15)

Primary generalized (osteo)arthrosis (M15.0)
Heberden's nodes (with arthropathy) (M15.1)
Bouchard's nodes (with arthropathy) (M15.2)
Secondary multiple arthrosis (M15.3)
Erosive (osteo)arthrosis (M15.4)
Other polyarthrosis (M15.8)
Polyarthrosis, unspecified (M15.9)

Coxarthrosis [arthrosis of hip] (M16)

Primary coxarthrosis, bilateral (M16.0)
Other primary coxarthrosis (M16.1)
Coxarthrosis resulting from dysplasia, bilateral (M16.2)
Other dysplastic coxarthrosis (M16.3)
Posttraumatic coxarthrosis, bilateral (M16.4)
Other posttraumatic coxarthrosis (M16.5)
Other secondary coxarthrosis, bilateral (M16.6)
Other secondary coxarthrosis (M16.7)
Coxarthrosis, unspecified (M16.9)

Gonarthrosis [arthrosis of knee] (M17)

Primary gonarthrosis, bilateral (M17.0)
Other primary gonarthrosis (M17.1)

Add Health is directed by Robert A. Hummer and funded by the National Institute on Aging cooperative agreements U01 AG071448 (Hummer) and U01AG071450 (Aiello and Hummer) at the University of North Carolina at Chapel Hill. Waves I-V data are from the Add Health Program Project, grant P01 HD31921 (Harris) from Eunice Kennedy Shriver National Institute of Child Health and Human Development (NICHD), with cooperative funding from 23 other federal agencies and foundations. Add Health was designed by J. Richard Udry, Peter S. Bearman, and Kathleen Mullan Harris at the University of North Carolina at Chapel Hill (<http://www.cpc.unc.edu/addhealth>).

- Posttraumatic gonarthrosis, bilateral (M17.2)
- Other posttraumatic gonarthrosis (M17.3)
- Other secondary gonarthrosis, bilateral (M17.4)
- Other secondary gonarthrosis (M17.5)
- Gonarthrosis, unspecified (M17.9)

Arthrosis of first carpometacarpal joint (M18)

- Primary arthrosis of first carpometacarpal joints, bilateral (M18.0)
- Other primary arthrosis of first carpometacarpal joint (M18.1)
- Posttraumatic arthrosis of first carpometacarpal joints, bilateral (M18.2)
- Other posttraumatic arthrosis of first carpometacarpal joint (M18.3)
- Other secondary arthrosis of first carpometacarpal joints, bilateral (M18.4)
- Other secondary arthrosis of first carpometacarpal joint (M18.5)
- Arthrosis of first carpometacarpal joint, unspecified (M18.9)

Other arthrosis (M19)

- Primary arthrosis of other joints (M19.0)
- Posttraumatic arthrosis of other joints (M19.1)
- Secondary arthrosis of other joints (M19.2)
- Other specified arthrosis (M19.8)
- Arthrosis, unspecified (M19.9)

Other joint disorders (M20-M25)

Acquired deformities of fingers and toes (M20)

- Deformity of finger(s) (M20.0)
- Hallux valgus (acquired) (M20.1)
- Hallux rigidus (M20.2)
- Other deformity of hallux (acquired) (M20.3)
- Other hammer toe(s) (acquired) (M20.4)
- Other deformities of toe(s) (acquired) (M20.5)
- Acquired deformity of toe(s), unspecified (M20.6)

Other acquired deformities of limbs (M21)

- Valgus deformity, not elsewhere classified (M21.0)
- Varus deformity, not elsewhere classified (M21.1)
- Flexion deformity (M21.2)
- Wrist or foot drop (acquired) (M21.3)
- Flat foot [pes planus] (acquired) (M21.4)
- Acquired clawhand, clubhand, clawfoot, and clubfoot (M21.5)
- Other acquired deformities of ankle and foot (M21.6)
- Unequal limb length (acquired) (M21.7)
- Other specified acquired deformities of limbs (M21.8)
- Acquired deformity of limb, unspecified (M21.9)

Disorders of patella (M22)

- Recurrent dislocation of patella (M22.0)
- Recurrent subluxation of patella (M22.1)
- Patellofemoral disorders (M22.2)
- Other derangements of patella (M22.3)
- Chondromalacia patellae (M22.4)
- Other disorders of patella (M22.8)
- Disorder of patella, unspecified (M22.9)

Internal derangement of knee (M23)

- Cystic meniscus (M23.0)
- Discoid meniscus (congenital) (M23.1)
- Derangement of meniscus due to old tear or injury (M23.2)

Add Health is directed by Robert A. Hummer and funded by the National Institute on Aging cooperative agreements U01 AG071448 (Hummer) and U01AG071450 (Aiello and Hummer) at the University of North Carolina at Chapel Hill. Waves I-V data are from the Add Health Program Project, grant P01 HD31921 (Harris) from Eunice Kennedy Shriver National Institute of Child Health and Human Development (NICHD), with cooperative funding from 23 other federal agencies and foundations. Add Health was designed by J. Richard Udry, Peter S. Bearman, and Kathleen Mullan Harris at the University of North Carolina at Chapel Hill (<http://www.cpc.unc.edu/addhealth>).

- Other meniscus derangements (M23.3)
- Loose body in knee (M23.4)
- Chronic instability of knee (M23.5)
- Other spontaneous disruption of ligament(s) of knee (M23.6)
- Other internal derangements of knee (M23.8)
- Internal derangement of knee, unspecified (M23.9)

- Other specific joint derangements (M24)
 - Loose body in joint (M24.0)
 - Other articular cartilage disorders (M24.1)
 - Disorder of ligament (M24.2)
 - Pathological dislocation and subluxation of joint, not elsewhere classified (M24.3)
 - Recurrent dislocation and subluxation of joint (M24.4)
 - Contracture of joint (M24.5)
 - Ankylosis of joint (M24.6)
 - Protrusio acetabuli (M24.7)
 - Other specific joint derangements, not elsewhere classified (M24.8)
 - Joint derangement, unspecified (M24.9)

- Other joint disorders, not elsewhere classified (M25)
 - Hemarthrosis (M25.0)
 - Fistula of joint (M25.1)
 - Flail joint (M25.2)
 - Other instability of joint (M25.3)
 - Effusion of joint (M25.4)
 - Pain in joint (M25.5)
 - Stiffness of joint, not elsewhere classified (M25.6)
 - Osteophyte (M25.7)
 - Other specified joint disorders (M25.8)
 - Joint disorder, unspecified (M25.9)

Systemic connective tissue disorders (M30-M35)

- Polyarteritis nodosa and related conditions (M30)
 - Polyarteritis nodosa (M30.0)
 - Polyarteritis with lung involvement [Churg-Strauss] (M30.1)
 - Juvenile polyarteritis (M30.2)
 - Mucocutaneous lymph node syndrome [Kawasaki] (M30.3)
 - Other conditions related to polyarteritis nodosa (M30.8)

- Other necrotizing vasculopathies (M31)
 - Hypersensitivity angiitis (M31.0)
 - Thrombotic microangiopathy (M31.1)
 - Lethal midline granuloma (M31.2)
 - Wegener's granulomatosis (M31.3)
 - Aortic arch syndrome [Takayasu] (M31.4)
 - Giant cell arteritis with polymyalgia rheumatica (M31.5)
 - Other giant cell arteritis (M31.6)
 - Other specified necrotizing vasculopathies (M31.8)
 - Necrotizing vasculopathy, unspecified (M31.9)

- Systemic lupus erythematosus (M32)
 - Drug-induced systemic lupus erythematosus (M32.0)
 - Systemic lupus erythematosus with organ or system involvement (M32.1)
 - Other forms of systemic lupus erythematosus (M32.8)
 - Systemic lupus erythematosus, unspecified (M32.9)

Add Health is directed by Robert A. Hummer and funded by the National Institute on Aging cooperative agreements U01 AG071448 (Hummer) and U01AG071450 (Aiello and Hummer) at the University of North Carolina at Chapel Hill. Waves I-V data are from the Add Health Program Project, grant P01 HD31921 (Harris) from Eunice Kennedy Shriver National Institute of Child Health and Human Development (NICHD), with cooperative funding from 23 other federal agencies and foundations. Add Health was designed by J. Richard Udry, Peter S. Bearman, and Kathleen Mullan Harris at the University of North Carolina at Chapel Hill (<http://www.cpc.unc.edu/addhealth>).

Dermatopolymyositis (M33)
Juvenile dermatomyositis (M33.0)
Other dermatomyositis (M33.1)
Polymyositis (M33.2)
Dermatopolymyositis, unspecified (M33.9)

Systemic sclerosis (M34)
Progressive systemic sclerosis (M34.0)
CR(E)ST syndrome (M34.1)
Systemic sclerosis induced by drugs and chemicals (M34.2)
Other forms of systemic sclerosis (M34.8)
Systemic sclerosis, unspecified (M34.9)

Other systemic involvement of connective tissue (M35)
Sicca syndrome [Sjögren] (M35.0)
Other overlap syndromes (M35.1)
Behçet's disease (M35.2)
Polymyalgia rheumatica (M35.3)
Diffuse (eosinophilic) fasciitis (M35.4)
Multifocal fibrosclerosis (M35.5)
Relapsing panniculitis [Weber-Christian] (M35.6)
Hypermobility syndrome (M35.7)
Other specified systemic involvement of connective tissue (M35.8)
Systemic involvement of connective tissue, unspecified (M35.9)

Dorsopathies (M40-M54)

Kyphosis and lordosis (M40)
Postural kyphosis (M40.0)
Other secondary kyphosis (M40.1)
Other and unspecified kyphosis (M40.2)
Flatback syndrome (M40.3)
Other lordosis (M40.4)
Lordosis, unspecified (M40.5)

Scoliosis (M41)
Infantile idiopathic scoliosis (M41.0)
Juvenile idiopathic scoliosis (M41.1)
Other idiopathic scoliosis (M41.2)
Thoracogenic scoliosis (M41.3)
Neuromuscular scoliosis (M41.4)
Other secondary scoliosis (M41.5)
Other forms of scoliosis (M41.8)
Scoliosis, unspecified (M41.9)

Spinal osteochondrosis (M42)
Juvenile osteochondrosis of spine (M42.0)
Adult osteochondrosis of spine (M42.1)
Spinal osteochondrosis, unspecified (M42.9)

Other deforming dorsopathies (M43)
Spondylolysis (M43.0)
Spondylolisthesis (M43.1)
Other fusion of spine (M43.2)
Recurrent atlantoaxial subluxation with myelopathy (M43.3)
Other recurrent atlantoaxial subluxation (M43.4)
Other recurrent vertebral subluxation (M43.5)
Torticollis (M43.6)
Other specified deforming dorsopathies (M43.8)

Add Health is directed by Robert A. Hummer and funded by the National Institute on Aging cooperative agreements U01 AG071448 (Hummer) and U01AG071450 (Aiello and Hummer) at the University of North Carolina at Chapel Hill. Waves I-V data are from the Add Health Program Project, grant P01 HD31921 (Harris) from Eunice Kennedy Shriver National Institute of Child Health and Human Development (NICHD), with cooperative funding from 23 other federal agencies and foundations. Add Health was designed by J. Richard Udry, Peter S. Bearman, and Kathleen Mullan Harris at the University of North Carolina at Chapel Hill (<http://www.cpc.unc.edu/addhealth>).

Deforming dorsopathy, unspecified (M43.9)

Ankylosing spondylitis (M45)

Other inflammatory spondylopathies (M46)

Spinal enthesopathy (M46.0)

Sacroiliitis, not elsewhere classified (M46.1)

Osteomyelitis of vertebra (M46.2)

Infection of intervertebral disc (pyogenic) (M46.3)

Discitis, unspecified (M46.4)

Other infective spondylopathies (M46.5)

Other specified inflammatory spondylopathies (M46.8)

Inflammatory spondylopathy, unspecified (M46.9)

Spondylosis (M47)

Anterior spinal and vertebral artery compression syndromes (M47.0)

Other spondylosis with myelopathy (M47.1)

Other spondylosis with radiculopathy (M47.2)

Other spondylosis (M47.8)

Spondylosis, unspecified (M47.9)

Other spondylopathies (M48)

Spinal stenosis (M48.0)

Ankylosing hyperostosis [Forestier] (M48.1)

Kissing spine (M48.2)

Traumatic spondylopathy (M48.3)

Fatigue fracture of vertebra (M48.4)

Collapsed vertebra, not elsewhere classified (M48.5)

Other specified spondylopathies (M48.8)

Spondylopathy, unspecified (M48.9)

Cervical disc disorders (M50)

Cervical disc disorder with myelopathy (M50.0)

Cervical disc disorder with radiculopathy (M50.1)

Other cervical disc displacement (M50.2)

Other cervical disc degeneration (M50.3)

Other cervical disc disorders (M50.8)

Cervical disc disorder, unspecified (M50.9)

Other intervertebral disc disorders (M51)

Lumbar and other intervertebral disc disorders with myelopathy (M51.0)

Lumbar and other intervertebral disc disorders with radiculopathy (M51.1)

Other specified intervertebral disc displacement (M51.2)

Other specified intervertebral disc degeneration (M51.3)

Schmorl's nodes (M51.4)

Other specified intervertebral disc disorders (M51.8)

Intervertebral disc disorder, unspecified (M51.9)

Other dorsopathies, not elsewhere classified (M53)

Cervicocranial syndrome (M53.0)

Cervicobrachial syndrome (M53.1)

Spinal instabilities (M53.2)

Sacrococcygeal disorders, not elsewhere classified (M53.3)

Other specified dorsopathies (M53.8)

Dorsopathy, unspecified (M53.9)

Dorsalgia (M54)

Panniculitis affecting regions of neck and back (M54.0)

Add Health is directed by Robert A. Hummer and funded by the National Institute on Aging cooperative agreements U01 AG071448 (Hummer) and U01AG071450 (Aiello and Hummer) at the University of North Carolina at Chapel Hill. Waves I-V data are from the Add Health Program Project, grant P01 HD31921 (Harris) from Eunice Kennedy Shriver National Institute of Child Health and Human Development (NICHD), with cooperative funding from 23 other federal agencies and foundations. Add Health was designed by J. Richard Udry, Peter S. Bearman, and Kathleen Mullan Harris at the University of North Carolina at Chapel Hill (<http://www.cpc.unc.edu/addhealth>).

Radiculopathy (M54.1)
Cervicalgia (M54.2)
Sciatica (M54.3)
Lumbago with sciatica (M54.4)
Low back pain (M54.5)
Pain in thoracic spine (M54.6)
Other dorsalgia (M54.8)
Dorsalgia, unspecified (M54.9)

Soft tissue disorders (M60-M79)

Disorders of muscles (M60-M62)

Myositis (M60)

Infective myositis (M60.0)
Interstitial myositis (M60.1)
Foreign body granuloma of soft tissue, not elsewhere classified (M60.2)
Other myositis (M60.8)
Myositis, unspecified (M60.9)

Calcification and ossification of muscle (M61)

Myositis ossificans traumatica (M61.0)
Myositis ossificans progressiva (M61.1)
Paralytic calcification and ossification of muscle (M61.2)
Calcification and ossification of muscles associated with burns (M61.3)
Other calcification of muscle (M61.4)
Other ossification of muscle (M61.5)
Calcification and ossification of muscle, unspecified (M61.9)

Other disorders of muscle (M62)

Diastasis of muscle (M62.0)
Other rupture of muscle (nontraumatic) (M62.1)
Ischemic infarction of muscle (M62.2)
Immobility syndrome (paraplegic) (M62.3)
Contracture of muscle (M62.4)
Muscle wasting and atrophy, not elsewhere classified (M62.5)
Muscle strain (M62.6)
Other specified disorders of muscle (M62.8)
Disorder of muscle, unspecified (M62.9)

Disorders of synovium and tendon (M65-M67)

Synovitis and tenosynovitis (M65)

Abscess of tendon sheath (M65.0)
Other infective (teno)synovitis (M65.1)
Calcific tendinitis (M65.2)
Trigger finger (M65.3)
Radial styloid tenosynovitis [de Quervain] (M65.4)
Other synovitis and tenosynovitis (M65.8)
Synovitis and tenosynovitis, unspecified (M65.9)

Spontaneous rupture of synovium and tendon (M66)

Rupture of popliteal cyst (M66.0)
Rupture of synovium (M66.1)
Spontaneous rupture of extensor tendons (M66.2)
Spontaneous rupture of flexor tendons (M66.3)
Spontaneous rupture of other tendons (M66.4)
Spontaneous rupture of unspecified tendon (M66.5)

Add Health is directed by Robert A. Hummer and funded by the National Institute on Aging cooperative agreements U01 AG071448 (Hummer) and U01AG071450 (Aiello and Hummer) at the University of North Carolina at Chapel Hill. Waves I-V data are from the Add Health Program Project, grant P01 HD31921 (Harris) from Eunice Kennedy Shriver National Institute of Child Health and Human Development (NICHD), with cooperative funding from 23 other federal agencies and foundations. Add Health was designed by J. Richard Udry, Peter S. Bearman, and Kathleen Mullan Harris at the University of North Carolina at Chapel Hill (<http://www.cpc.unc.edu/addhealth>).

Other disorders of synovium and tendon (M67)
Short Achilles tendon (acquired) (M67.0)
Other contracture of tendon (sheath) (M67.1)
Synovial hypertrophy, not elsewhere classified (M67.2)
Transient synovitis (M67.3)
Ganglion (M67.4)
Other specified disorders of synovium and tendon (M67.8)
Disorder of synovium and tendon, unspecified (M67.9)

Other soft tissue disorders (M70-M79)

Soft tissue disorders related to use, overuse, and pressure (M70)
Chronic crepitant synovitis of hand and wrist (M70.0)
Bursitis of hand (M70.1)
Olecranon bursitis (M70.2)
Other bursitis of elbow (M70.3)
Prepatellar bursitis (M70.4)
Other bursitis of knee (M70.5)
Trochanteric bursitis (M70.6)
Other bursitis of hip (M70.7)
Other soft tissue disorders related to use, overuse, and pressure (M70.8)
Unspecified soft tissue disorder related to use, overuse, and pressure (M70.9)

Other bursopathies (M71)
Abscess of bursa (M71.0)
Other infective bursitis (M71.1)
Synovial cyst of popliteal space [Baker] (M71.2)
Other bursal cyst (M71.3)
Calcium deposit in bursa (M71.4)
Other bursitis, not elsewhere classified (M71.5)
Other specified bursopathies (M71.8)
Bursopathy, unspecified (M71.9)

Fibroblastic disorders (M72)
Palmar fascial fibromatosis [Dupuytren] (M72.0)
Knuckle pads (M72.1)
Plantar fascial fibromatosis (M72.2)
Nodular fasciitis (M72.3)
Pseudosarcomatous fibromatosis (M72.4)
Fasciitis, not elsewhere classified (M72.5)
Other fibroblastic disorders (M72.8)
Fibroblastic disorder, unspecified (M72.9)

Shoulder lesions (M75)
Adhesive capsulitis of shoulder (M75.0)
Rotator cuff syndrome (M75.1)
Bicipital tendinitis (M75.2)
Calcific tendinitis of shoulder (M75.3)
Impingement syndrome of shoulder (M75.4)
Bursitis of shoulder (M75.5)
Other shoulder lesions (M75.8)
Shoulder lesion, unspecified (M75.9)

Enthesopathies of lower limb, excluding foot (M76)
Gluteal tendinitis (M76.0)
Psoas tendinitis (M76.1)
Iliac crest spur (M76.2)

Add Health is directed by Robert A. Hummer and funded by the National Institute on Aging cooperative agreements U01 AG071448 (Hummer) and U01AG071450 (Aiello and Hummer) at the University of North Carolina at Chapel Hill. Waves I-V data are from the Add Health Program Project, grant P01 HD31921 (Harris) from Eunice Kennedy Shriver National Institute of Child Health and Human Development (NICHD), with cooperative funding from 23 other federal agencies and foundations. Add Health was designed by J. Richard Udry, Peter S. Bearman, and Kathleen Mullan Harris at the University of North Carolina at Chapel Hill (<http://www.cpc.unc.edu/addhealth>).

- Iliotibial band syndrome (M76.3)
- Tibial collateral bursitis [Pellegrini-Stieda] (M76.4)
- Patellar tendinitis (M76.5)
- Achilles tendinitis (M76.6)
- Peroneal tendinitis (M76.7)
- Other enthesopathies of lower limb, excluding foot (M76.8)
- Enthesopathy of lower limb, unspecified (M76.9)

Other enthesopathies (M77)

- Medial epicondylitis (M77.0)
- Lateral epicondylitis (M77.1)
- Periarthritis of wrist (M77.2)
- Calcaneal spur (M77.3)
- Metatarsalgia (M77.4)
- Other enthesopathy of foot (M77.5)
- Other enthesopathies, not elsewhere classified (M77.8)
- Enthesopathy, unspecified (M77.9)

Other soft tissue disorders, not elsewhere classified (M79)

- Rheumatism, unspecified (M79.0)
- Myalgia (M79.1)
- Neuralgia and neuritis, unspecified (M79.2)
- Panniculitis, unspecified (M79.3)
- Hypertrophy of (infrapatellar) fat pad (M79.4)
- Residual foreign body in soft tissue (M79.5)
- Pain in limb (M79.6)
- Other specified soft tissue disorders (M79.8)
- Soft tissue disorder, unspecified (M79.9)

Osteopathies and chondropathies (M80-M94)

Disorders of bone density and structure (M80-M85)

Osteoporosis with pathological fracture (M80)

- Postmenopausal osteoporosis with pathological fracture (M80.0)
- Postoophorectomy osteoporosis with pathological fracture (M80.1)
- Osteoporosis of disuse with pathological fracture (M80.2)
- Postsurgical malabsorption osteoporosis with pathological fracture (M80.3)
- Drug-induced osteoporosis with pathological fracture (M80.4)
- Idiopathic osteoporosis with pathological fracture (M80.5)
- Other osteoporosis with pathological fracture (M80.8)
- Unspecified osteoporosis with pathological fracture (M80.9)

Osteoporosis without pathological fracture (M81)

- Postmenopausal osteoporosis (M81.0)
- Postoophorectomy osteoporosis (M81.1)
- Osteoporosis of disuse (M81.2)
- Postsurgical malabsorption osteoporosis (M81.3)
- Drug-induced osteoporosis (M81.4)
- Idiopathic osteoporosis (M81.5)
- Localized osteoporosis [Lequesne] (M81.6)
- Other osteoporosis (M81.8)
- Osteoporosis, unspecified (M81.9)

Adult osteomalacia (M83)

- Puerperal osteomalacia (M83.0)
- Senile osteomalacia (M83.1)
- Adult osteomalacia due to malabsorption (M83.2)

Add Health is directed by Robert A. Hummer and funded by the National Institute on Aging cooperative agreements U01 AG071448 (Hummer) and U01AG071450 (Aiello and Hummer) at the University of North Carolina at Chapel Hill. Waves I-V data are from the Add Health Program Project, grant P01 HD31921 (Harris) from Eunice Kennedy Shriver National Institute of Child Health and Human Development (NICHD), with cooperative funding from 23 other federal agencies and foundations. Add Health was designed by J. Richard Udry, Peter S. Bearman, and Kathleen Mullan Harris at the University of North Carolina at Chapel Hill (<http://www.cpc.unc.edu/addhealth>).

Adult osteomalacia due to malnutrition (M83.3)
Aluminum bone disease (M83.4)
Other drug-induced osteomalacia in adults (M83.5)
Other adult osteomalacia (M83.8)
Adult osteomalacia, unspecified (M83.9)

Disorders of continuity of bone (M84)
Malunion of fracture (M84.0)
Nonunion of fracture [pseudarthrosis] (M84.1)
Delayed union of fracture (M84.2)
Stress fracture, not elsewhere classified (M84.3)
Pathological fracture, not elsewhere classified (M84.4)
Other disorders of continuity of bone (M84.8)
Disorder of continuity of bone, unspecified (M84.9)

Other disorders of bone density and structure (M85)
Fibrous dysplasia (monostotic) (M85.0)
Skeletal fluorosis (M85.1)
Hyperostosis of skull (M85.2)
Osteitis condensans (M85.3)
Solitary bone cyst (M85.4)
Aneurysmal bone cyst (M85.5)
Other cyst of bone (M85.6)
Other specified disorders of bone density and structure (M85.8)
Disorder of bone density and structure, unspecified (M85.9)

Other osteopathies (M86-M89)

Osteomyelitis (M86)
Acute hematogenous osteomyelitis (M86.0)
Other acute osteomyelitis (M86.1)
Subacute osteomyelitis (M86.2)
Chronic multifocal osteomyelitis (M86.3)
Chronic osteomyelitis with draining sinus (M86.4)
Other chronic hematogenous osteomyelitis (M86.5)
Other chronic osteomyelitis (M86.6)
Other osteomyelitis (M86.8)
Osteomyelitis, unspecified (M86.9)

Osteonecrosis (M87)
Idiopathic aseptic necrosis of bone (M87.0)
Osteonecrosis due to drugs (M87.1)
Osteonecrosis due to previous trauma (M87.2)
Other secondary osteonecrosis (M87.3)
Other osteonecrosis (M87.8)
Osteonecrosis, unspecified (M87.9)

Paget's disease of bone [osteitis deformans] (M88)
Paget's disease of skull (M88.0)
Paget's disease of other bones (M88.8)
Paget's disease of bone, unspecified (M88.9)

Other disorders of bone (M89)
Algoneurodystrophy (M89.0)
Epiphyseal arrest (M89.1)
Other disorders of bone development and growth (M89.2)
Hypertrophy of bone (M89.3)
Other hypertrophic osteoarthropathy (M89.4)

Add Health is directed by Robert A. Hummer and funded by the National Institute on Aging cooperative agreements U01 AG071448 (Hummer) and U01AG071450 (Aiello and Hummer) at the University of North Carolina at Chapel Hill. Waves I-V data are from the Add Health Program Project, grant P01 HD31921 (Harris) from Eunice Kennedy Shriver National Institute of Child Health and Human Development (NICHD), with cooperative funding from 23 other federal agencies and foundations. Add Health was designed by J. Richard Udry, Peter S. Bearman, and Kathleen Mullan Harris at the University of North Carolina at Chapel Hill (<http://www.cpc.unc.edu/addhealth>).

Osteolysis (M89.5)
Osteopathy after poliomyelitis (M89.6)
Other specified disorders of bone (M89.8)
Disorder of bone, unspecified (M89.9)

Chondropathies (M91-M94)

Juvenile osteochondrosis of hip and pelvis (M91)
Juvenile osteochondrosis of pelvis (M91.0)
Juvenile osteochondrosis of head of femur [Legg-Calvé-Perthes] (M91.1)
Coxa plana (M91.2)
Pseudocoxalgia (M91.3)
Other juvenile osteochondrosis of hip and pelvis (M91.8)
Juvenile osteochondrosis of hip and pelvis, unspecified (M91.9)

Other juvenile osteochondrosis (M92)
Juvenile osteochondrosis of humerus (M92.0)
Juvenile osteochondrosis of radius and ulna (M92.1)
Juvenile osteochondrosis of hand (M92.2)
Other juvenile osteochondrosis of upper limb (M92.3)
Juvenile osteochondrosis of patella (M92.4)
Juvenile osteochondrosis of tibia and fibula (M92.5)
Juvenile osteochondrosis of tarsus (M92.6)
Juvenile osteochondrosis of metatarsus (M92.7)
Other specified juvenile osteochondrosis (M92.8)
Juvenile osteochondrosis, unspecified (M92.9)

Other osteochondropathies (M93)
Slipped upper femoral epiphysis (nontraumatic) (M93.0)
Kienböck's disease of adults (M93.1)
Osteochondritis dissecans (M93.2)
Other specified osteochondropathies (M93.8)
Osteochondropathy, unspecified (M93.9)

Other disorders of cartilage (M94)
Chondrocostal junction syndrome [Tietze] (M94.0)
Relapsing polychondritis (M94.1)
Chondromalacia (M94.2)
Chondrolysis (M94.3)
Other specified disorders of cartilage (M94.8)
Disorder of cartilage, unspecified (M94.9)

Other disorders of the musculoskeletal system and connective tissue (M95-M99)

Other acquired deformities of musculoskeletal system and connective tissue (M95)
Acquired deformity of nose (M95.0)
Cauliflower ear (M95.1)
Other acquired deformity of head (M95.2)
Acquired deformity of neck (M95.3)
Acquired deformity of chest and rib (M95.4)
Acquired deformity of pelvis (M95.5)
Other specified acquired deformities of musculoskeletal system (M95.8)
Acquired deformity of musculoskeletal system, unspecified (M95.9)

Postprocedural musculoskeletal disorders, not elsewhere classified (M96)
Pseudarthrosis after fusion or arthrodesis (M96.0)
Postlaminectomy syndrome, not elsewhere classified (M96.1)
Postradiation kyphosis (M96.2)

Add Health is directed by Robert A. Hummer and funded by the National Institute on Aging cooperative agreements U01 AG071448 (Hummer) and U01AG071450 (Aiello and Hummer) at the University of North Carolina at Chapel Hill. Waves I-V data are from the Add Health Program Project, grant P01 HD31921 (Harris) from Eunice Kennedy Shriver National Institute of Child Health and Human Development (NICHD), with cooperative funding from 23 other federal agencies and foundations. Add Health was designed by J. Richard Udry, Peter S. Bearman, and Kathleen Mullan Harris at the University of North Carolina at Chapel Hill (<http://www.cpc.unc.edu/addhealth>).

Postlaminectomy kyphosis (M96.3)
Postsurgical lordosis (M96.4)
Postradiation scoliosis (M96.5)
Fracture of bone following insertion of orthopedic implant, joint prosthesis, or bone plate (M96.6)
Other postprocedural musculoskeletal disorders (M96.8)
Postprocedural musculoskeletal disorder, unspecified (M96.9)

Biomechanical lesions, not elsewhere classified (M99)
Segmental and somatic dysfunction (M99.0)
Subluxation complex (vertebral) (M99.1)
Subluxation stenosis of neural canal (M99.2)
Osseous stenosis of neural canal (M99.3)
Connective tissue stenosis of neural canal (M99.4)
Intervertebral disc stenosis of neural canal (M99.5)
Osseous and subluxation stenosis of intervertebral foramina (M99.6)
Connective tissue and disc stenosis of intervertebral foramina (M99.7)
Other biomechanical lesions (M99.8)
Biomechanical lesion, unspecified (M99.9)

XIV. Diseases of the genitourinary system (N00-N98)

Glomerular diseases (N00-N07)

Acute nephritic syndrome (N00)
Minor glomerular abnormality (N00.0)
Focal and segmental glomerular lesions (N00.1)
Diffuse membranous glomerulonephritis (N00.2)
Diffuse mesangial proliferative glomerulonephritis (N00.3)
Diffuse endocapillary proliferative glomerulonephritis (N00.4)
Diffuse mesangiocapillary glomerulonephritis (N00.5)
Dense deposit disease (N00.6)
Diffuse crescentic glomerulonephritis (N00.7)
Other (N00.8)
Unspecified (N00.9)

Rapidly progressive nephritic syndrome (N01)
Minor glomerular abnormality (N01.0)
Focal and segmental glomerular lesions (N01.1)
Diffuse membranous glomerulonephritis (N01.2)
Diffuse mesangial proliferative glomerulonephritis (N01.3)
Diffuse endocapillary proliferative glomerulonephritis (N01.4)
Diffuse mesangiocapillary glomerulonephritis (N01.5)
Dense deposit disease (N01.6)
Diffuse crescentic glomerulonephritis (N01.7)
Other (N01.8)
Unspecified (N01.9)

Recurrent and persistent hematuria (N02)
Minor glomerular abnormality (N02.0)
Focal and segmental glomerular lesions (N02.1)
Diffuse membranous glomerulonephritis (N02.2)
Diffuse mesangial proliferative glomerulonephritis (N02.3)
Diffuse endocapillary proliferative glomerulonephritis (N02.4)
Diffuse mesangiocapillary glomerulonephritis (N02.5)
Dense deposit disease (N02.6)
Diffuse crescentic glomerulonephritis (N02.7)
Other (N02.8)
Unspecified (N02.9)

Add Health is directed by Robert A. Hummer and funded by the National Institute on Aging cooperative agreements U01 AG071448 (Hummer) and U01AG071450 (Aiello and Hummer) at the University of North Carolina at Chapel Hill. Waves I-V data are from the Add Health Program Project, grant P01 HD31921 (Harris) from Eunice Kennedy Shriver National Institute of Child Health and Human Development (NICHD), with cooperative funding from 23 other federal agencies and foundations. Add Health was designed by J. Richard Udry, Peter S. Bearman, and Kathleen Mullan Harris at the University of North Carolina at Chapel Hill (<http://www.cpc.unc.edu/addhealth>).

Chronic nephritic syndrome (N03)

- Minor glomerular abnormality (N03.0)
- Focal and segmental glomerular lesions (N03.1)
- Diffuse membranous glomerulonephritis (N03.2)
- Diffuse mesangial proliferative glomerulonephritis (N03.3)
- Diffuse endocapillary proliferative glomerulonephritis (N03.4)
- Diffuse mesangiocapillary glomerulonephritis (N03.5)
- Dense deposit disease (N03.6)
- Diffuse crescentic glomerulonephritis (N03.7)
- Other (N03.8)
- Unspecified (N03.9)

Nephrotic syndrome (N04)

- Minor glomerular abnormality (N04.0)
- Focal and segmental glomerular lesions (N04.1)
- Diffuse membranous glomerulonephritis (N04.2)
- Diffuse mesangial proliferative glomerulonephritis (N04.3)
- Diffuse endocapillary proliferative glomerulonephritis (N04.4)
- Diffuse mesangiocapillary glomerulonephritis (N04.5)
- Dense deposit disease (N04.6)
- Diffuse crescentic glomerulonephritis (N04.7)
- Other (N04.8)
- Unspecified (N04.9)

Unspecified nephritic syndrome (N05)

- Minor glomerular abnormality (N05.0)
- Focal and segmental glomerular lesions (N05.1)
- Diffuse membranous glomerulonephritis (N05.2)
- Diffuse mesangial proliferative glomerulonephritis (N05.3)
- Diffuse endocapillary proliferative glomerulonephritis (N05.4)
- Diffuse mesangiocapillary glomerulonephritis (N05.5)
- Dense deposit disease (N05.6)
- Diffuse crescentic glomerulonephritis (N05.7)
- Other (N05.8)
- Unspecified (N05.9)

Isolated proteinuria with specified morphological lesion (N06)

- Minor glomerular abnormality (N06.0)
- Focal and segmental glomerular lesions (N06.1)
- Diffuse membranous glomerulonephritis (N06.2)
- Diffuse mesangial proliferative glomerulonephritis (N06.3)
- Diffuse endocapillary proliferative glomerulonephritis (N06.4)
- Diffuse mesangiocapillary glomerulonephritis (N06.5)
- Dense deposit disease (N06.6)
- Diffuse crescentic glomerulonephritis (N06.7)
- Other (N06.8)
- Unspecified (N06.9)

Hereditary nephropathy, not elsewhere classified (N07)

- Minor glomerular abnormality (N07.0)
- Focal and segmental glomerular lesions (N07.1)
- Diffuse membranous glomerulonephritis (N07.2)
- Diffuse mesangial proliferative glomerulonephritis (N07.3)
- Diffuse endocapillary proliferative glomerulonephritis (N07.4)
- Diffuse mesangiocapillary glomerulonephritis (N07.5)
- Dense deposit disease (N07.6)
- Diffuse crescentic glomerulonephritis (N07.7)

Add Health is directed by Robert A. Hummer and funded by the National Institute on Aging cooperative agreements U01 AG071448 (Hummer) and U01AG071450 (Aiello and Hummer) at the University of North Carolina at Chapel Hill. Waves I-V data are from the Add Health Program Project, grant P01 HD31921 (Harris) from Eunice Kennedy Shriver National Institute of Child Health and Human Development (NICHD), with cooperative funding from 23 other federal agencies and foundations. Add Health was designed by J. Richard Udry, Peter S. Bearman, and Kathleen Mullan Harris at the University of North Carolina at Chapel Hill (<http://www.cpc.unc.edu/addhealth>).

Other (N07.8)
Unspecified (N07.9)

Renal tubulo-interstitial diseases (N10-N15)

Acute tubulo-interstitial nephritis (N10)

Chronic tubulo-interstitial nephritis (N11)
Nonobstructive reflux-associated chronic pyelonephritis (N11.0)
Chronic obstructive pyelonephritis (N11.1)
Other chronic tubulo-interstitial nephritis (N11.8)
Chronic tubulo-interstitial nephritis, unspecified (N11.9)

Tubulo-interstitial nephritis, not specified as acute or chronic (N12)

Obstructive and reflux uropathy (N13)
Hydronephrosis with ureteropelvic junction obstruction (N13.0)
Hydronephrosis with ureteral stricture, not elsewhere classified (N13.1)
Hydronephrosis with renal and ureteral calculous obstruction (N13.2)
Other and unspecified hydronephrosis (N13.3)
Hydroureter (N13.4)
Kinking and stricture of ureter without hydronephrosis (N13.5)
Pyonephrosis (N13.6)
Vesicoureteral-reflux-associated uropathy (N13.7)
Other obstructive and reflux uropathy (N13.8)
Obstructive and reflux uropathy, unspecified (N13.9)

Drug- and heavy-metal-induced tubulo-interstitial and tubular conditions (N14)
Analgesic nephropathy (N14.0)
Nephropathy induced by other drugs, medicaments, and biological substances (N14.1)
Nephropathy induced by unspecified drug, medicament, or biological substance (N14.2)
Nephropathy induced by heavy metals (N14.3)
Toxic nephropathy, not elsewhere classified (N14.4)

Other renal tubulo-interstitial diseases (N15)
Balkan nephropathy (N15.0)
Renal and perinephric abscess (N15.1)
Other specified renal tubulo-interstitial diseases (N15.8)
Renal tubulo-interstitial disease, unspecified (N15.9)

Renal failure (N17-N19)

Acute renal failure (N17)
Acute renal failure with tubular necrosis (N17.0)
Acute renal failure with acute cortical necrosis (N17.1)
Acute renal failure with medullary necrosis (N17.2)
Other acute renal failure (N17.8)
Acute renal failure, unspecified (N17.9)

Chronic renal failure (N18)
End-stage renal disease (N18.0)
Other chronic renal failure (N18.8)
Chronic renal failure, unspecified (N18.9)

Unspecified renal failure (N19)

Urolithiasis (N20-N23)

Add Health is directed by Robert A. Hummer and funded by the National Institute on Aging cooperative agreements U01 AG071448 (Hummer) and U01AG071450 (Aiello and Hummer) at the University of North Carolina at Chapel Hill. Waves I-V data are from the Add Health Program Project, grant P01 HD31921 (Harris) from Eunice Kennedy Shriver National Institute of Child Health and Human Development (NICHD), with cooperative funding from 23 other federal agencies and foundations. Add Health was designed by J. Richard Udry, Peter S. Bearman, and Kathleen Mullan Harris at the University of North Carolina at Chapel Hill (<http://www.cpc.unc.edu/addhealth>).

Calculus of kidney and ureter (N20)
Calculus of kidney (N20.0)
Calculus of ureter (N20.1)
Calculus of kidney with calculus of ureter (N20.2)
Urinary calculus, unspecified (N20.9)

Calculus of lower urinary tract (N21)
Calculus in bladder (N21.0)
Calculus in urethra (N21.1)
Other lower urinary tract calculus (N21.8)
Calculus of lower urinary tract, unspecified (N21.9)

Unspecified renal colic (N23)

Other disorders of kidney and ureter (N25-N28)

Disorders resulting from impaired renal tubular function (N25)
Renal osteodystrophy (N25.0)
Nephrogenic diabetes insipidus (N25.1)
Other disorders resulting from impaired renal tubular function (N25.8)
Disorder resulting from impaired renal tubular function, unspecified (N25.9)

Unspecified contracted kidney (N26)

Small kidney of unknown cause (N27)
Small kidney, unilateral (N27.0)
Small kidney, bilateral (N27.1)
Small kidney, unspecified (N27.9)

Other disorders of kidney and ureter, not elsewhere classified (N28)
Ischemia and infarction of kidney (N28.0)
Cyst of kidney, acquired (N28.1)
Other specified disorders of kidney and ureter (N28.8)
Disorder of kidney and ureter, unspecified (N28.9)

Other diseases of the urinary system (N30-N39)

Cystitis (N30)
Acute cystitis (N30.0)
Interstitial cystitis (chronic) (N30.1)
Other chronic cystitis (N30.2)
Trigonitis (N30.3)
Irradiation cystitis (N30.4)
Other cystitis (N30.8)
Cystitis, unspecified (N30.9)

Neuromuscular dysfunction of bladder, not elsewhere classified (N31)
Uninhibited neuropathic bladder, not elsewhere classified (N31.0)
Reflex neuropathic bladder, not elsewhere classified (N31.1)
Flaccid neuropathic bladder, not elsewhere classified (N31.2)
Other neuromuscular dysfunction of bladder (N31.8)
Neuromuscular dysfunction of bladder, unspecified (N31.9)

Other disorders of bladder (N32)
Bladder-neck obstruction (N32.0)
Vesicointestinal fistula (N32.1)
Vesical fistula, not elsewhere classified (N32.2)
Diverticulum of bladder (N32.3)

Add Health is directed by Robert A. Hummer and funded by the National Institute on Aging cooperative agreements U01 AG071448 (Hummer) and U01AG071450 (Aiello and Hummer) at the University of North Carolina at Chapel Hill. Waves I-V data are from the Add Health Program Project, grant P01 HD31921 (Harris) from Eunice Kennedy Shriver National Institute of Child Health and Human Development (NICHD), with cooperative funding from 23 other federal agencies and foundations. Add Health was designed by J. Richard Udry, Peter S. Bearman, and Kathleen Mullan Harris at the University of North Carolina at Chapel Hill (<http://www.cpc.unc.edu/addhealth>).

Rupture of bladder, nontraumatic (N32.4)
Other specified disorders of bladder (N32.8)
Bladder disorder, unspecified (N32.9)

Urethritis and urethral syndrome (N34)
Urethral abscess (N34.0)
Nonspecific urethritis (N34.1)
Other urethritis (N34.2)
Urethral syndrome, unspecified (N34.3)

Urethral stricture (N35)
Posttraumatic urethral stricture (N35.0)
Postinfective urethral stricture, not elsewhere classified (N35.1)
Other urethral stricture (N35.8)
Urethral stricture, unspecified (N35.9)

Other disorders of urethra (N36)
Urethral fistula (N36.0)
Urethral diverticulum (N36.1)
Urethral caruncle (N36.2)
Prolapsed urethral mucosa (N36.3)
Other specified disorders of urethra (N36.8)
Urethral disorder, unspecified (N36.9)

Other disorders of urinary system (N39)
Urinary tract infection, site not specified (N39.0)
Persistent proteinuria, unspecified (N39.1)
Orthostatic proteinuria, unspecified (N39.2)
Stress incontinence (N39.3)
Other specified urinary incontinence (N39.4)
Other specified disorders of urinary system (N39.8)
Disorder of urinary system, unspecified (N39.9)

Diseases of male genital organs (N40-N50)

Hyperplasia of prostate (N40)

Inflammatory diseases of prostate (N41)
Acute prostatitis (N41.0)
Chronic prostatitis (N41.1)
Abscess of prostate (N41.2)
Prostatocystitis (N41.3)
Other inflammatory diseases of prostate (N41.8)
Inflammatory disease of prostate, unspecified (N41.9)

Other disorders of prostate (N42)
Calculus of prostate (N42.0)
Congestion and hemorrhage of prostate (N42.1)
Atrophy of prostate (N42.2)
Other specified disorders of prostate (N42.8)
Disorder of prostate, unspecified (N42.9)

Hydrocele and spermatocele (N43)
Encysted hydrocele (N43.0)
Infected hydrocele (N43.1)
Other hydrocele (N43.2)
Hydrocele, unspecified (N43.3)
Spermatocele (N43.4)

Add Health is directed by Robert A. Hummer and funded by the National Institute on Aging cooperative agreements U01 AG071448 (Hummer) and U01AG071450 (Aiello and Hummer) at the University of North Carolina at Chapel Hill. Waves I-V data are from the Add Health Program Project, grant P01 HD31921 (Harris) from Eunice Kennedy Shriver National Institute of Child Health and Human Development (NICHD), with cooperative funding from 23 other federal agencies and foundations. Add Health was designed by J. Richard Udry, Peter S. Bearman, and Kathleen Mullan Harris at the University of North Carolina at Chapel Hill (<http://www.cpc.unc.edu/addhealth>).

Torsion of testis (N44)
Orchitis and epididymitis (N45)
 Orchitis, epididymitis, and epididymo-orchitis with abscess (N45.0)
 Orchitis, epididymitis, and epididymo-orchitis without abscess (N45.9)

Male infertility (N46)

Redundant prepuce, phimosis, and paraphimosis (N47)

Other disorders of penis (N48)
 Leukoplakia of penis (N48.0)
 Balanoposthitis (N48.1)
 Other inflammatory disorders of penis (N48.2)
 Priapism (N48.3)
 Impotence of organic origin (N48.4)
 Ulcer of penis (N48.5)
 Balanitis xerotica obliterans (N48.6)
 Other specified disorders of penis (N48.8)
 Disorder of penis, unspecified (N48.9)

Inflammatory disorders of male genital organs, not elsewhere classified (N49)
 Inflammatory disorders of seminal vesicle (N49.0)
 Inflammatory disorders of spermatic cord, tunica vaginalis, and vas deferens (N49.1)
 Inflammatory disorders of scrotum (N49.2)
 Inflammatory disorders of other specified male genital organs (N49.8)
 Inflammatory disorder of unspecified male genital organ (N49.9)

Other disorders of male genital organs (N50)
 Atrophy of testis (N50.0)
 Vascular disorders of male genital organs (N50.1)
 Other specified disorders of male genital organs (N50.8)
 Disorder of male genital organs, unspecified (N50.9)

Disorders of breast (N60-N64)

Benign mammary dysplasia (N60)
 Solitary cyst of breast (N60.0)
 Diffuse cystic mastopathy (N60.1)
 Fibroadenosis of breast (N60.2)
 Fibrosclerosis of breast (N60.3)
 Mammary duct ectasia (N60.4)
 Other benign mammary dysplasias (N60.8)
 Benign mammary dysplasia, unspecified (N60.9)

Inflammatory disorders of breast (N61)

Hypertrophy of breast (N62)

Unspecified lump in breast (N63)

Other disorders of breast (N64)
 Fissure and fistula of nipple (N64.0)
 Fat necrosis of breast (N64.1)
 Atrophy of breast (N64.2)
 Galactorrhea not associated with childbirth (N64.3)
 Mastodynia (N64.4)
 Other signs and symptoms in breast (N64.5)

Add Health is directed by Robert A. Hummer and funded by the National Institute on Aging cooperative agreements U01 AG071448 (Hummer) and U01AG071450 (Aiello and Hummer) at the University of North Carolina at Chapel Hill. Waves I-V data are from the Add Health Program Project, grant P01 HD31921 (Harris) from Eunice Kennedy Shriver National Institute of Child Health and Human Development (NICHD), with cooperative funding from 23 other federal agencies and foundations. Add Health was designed by J. Richard Udry, Peter S. Bearman, and Kathleen Mullan Harris at the University of North Carolina at Chapel Hill (<http://www.cpc.unc.edu/addhealth>).

Other specified disorders of breast (N64.8)
Disorder of breast, unspecified (N64.9)

Inflammatory diseases of female pelvic organs (N70-N76)

Salpingitis and oophoritis (N70)

Acute salpingitis and oophoritis (N70.0)
Chronic salpingitis and oophoritis (N70.1)
Salpingitis and oophoritis, unspecified (N70.9)

Inflammatory disease of uterus, except cervix (N71)

Acute inflammatory disease of uterus (N71.0)
Chronic inflammatory disease of uterus (N71.1)
Inflammatory disease of uterus, unspecified (N71.9)

Inflammatory disease of cervix uteri (N72)

Other female pelvic inflammatory diseases (N73)

Acute parametritis and pelvic cellulitis (N73.0)
Chronic parametritis and pelvic cellulitis (N73.1)
Unspecified parametritis and pelvic cellulitis (N73.2)
Female acute pelvic peritonitis (N73.3)
Female chronic pelvic peritonitis (N73.4)
Female pelvic peritonitis, unspecified (N73.5)
Female pelvic peritoneal adhesions (N73.6)
Other specified female pelvic inflammatory diseases (N73.8)
Female pelvic inflammatory disease, unspecified (N73.9)

Diseases of Bartholin's gland (N75)

Cyst of Bartholin's gland (N75.0)
Abscess of Bartholin's gland (N75.1)
Other diseases of Bartholin's gland (N75.8)
Disease of Bartholin's gland, unspecified (N75.9)

Other inflammation of vagina and vulva (N76)

Acute vaginitis (N76.0)
Subacute and chronic vaginitis (N76.1)
Acute vulvitis (N76.2)
Subacute and chronic vulvitis (N76.3)
Abscess of vulva (N76.4)
Ulceration of vagina (N76.5)
Ulceration of vulva (N76.6)
Other specified inflammation of vagina and vulva (N76.8)

Noninflammatory disorders of female genital tract (N80-N98)

Endometriosis (N80)

Endometriosis of uterus (N80.0)
Endometriosis of ovary (N80.1)
Endometriosis of fallopian tube (N80.2)
Endometriosis of pelvic peritoneum (N80.3)
Endometriosis of rectovaginal septum and vagina (N80.4)
Endometriosis of intestine (N80.5)
Endometriosis in cutaneous scar (N80.6)
Other endometriosis (N80.8)
Endometriosis, unspecified (N80.9)

Add Health is directed by Robert A. Hummer and funded by the National Institute on Aging cooperative agreements U01 AG071448 (Hummer) and U01AG071450 (Aiello and Hummer) at the University of North Carolina at Chapel Hill. Waves I-V data are from the Add Health Program Project, grant P01 HD31921 (Harris) from Eunice Kennedy Shriver National Institute of Child Health and Human Development (NICHD), with cooperative funding from 23 other federal agencies and foundations. Add Health was designed by J. Richard Udry, Peter S. Bearman, and Kathleen Mullan Harris at the University of North Carolina at Chapel Hill (<http://www.cpc.unc.edu/addhealth>).

Female genital prolapse (N81)
Female urethrocele (N81.0)
Cystocele (N81.1)
Incomplete uterovaginal prolapse (N81.2)
Complete uterovaginal prolapse (N81.3)
Uterovaginal prolapse, unspecified (N81.4)
Vaginal enterocele (N81.5)
Rectocele (N81.6)
Other female genital prolapse (N81.8)
Female genital prolapse, unspecified (N81.9)

Fistulae involving female genital tract (N82)
Vesicovaginal fistula (N82.0)
Other female urinary-genital tract fistulae (N82.1)
Fistula of vagina to small intestine (N82.2)
Fistula of vagina to large intestine (N82.3)
Other female intestinal-genital tract fistulae (N82.4)
Female genital tract-skin fistulae (N82.5)
Other female genital tract fistulae (N82.8)
Female genital tract fistula, unspecified (N82.9)

Noninflammatory disorders of ovary, fallopian tube, and broad ligament (N83)
Follicular cyst of ovary (N83.0)
Corpus luteum cyst (N83.1)
Other and unspecified ovarian cysts (N83.2)
Acquired atrophy of ovary and fallopian tube (N83.3)
Prolapse and hernia of ovary and fallopian tube (N83.4)
Torsion of ovary, ovarian pedicle, and fallopian tube (N83.5)
Hematosalpinx (N83.6)
Hematoma of broad ligament (N83.7)
Other noninflammatory disorders of ovary, fallopian tube, and broad ligament (N83.8)
Noninflammatory disorder of ovary, fallopian tube, and broad ligament, unspecified (N83.9)

Polyp of female genital tract (N84)
Polyp of corpus uteri (N84.0)
Polyp of cervix uteri (N84.1)
Polyp of vagina (N84.2)
Polyp of vulva (N84.3)
Polyp of other parts of female genital tract (N84.8)
Polyp of female genital tract, unspecified (N84.9)

Other noninflammatory disorders of uterus, except cervix (N85)
Endometrial glandular hyperplasia (N85.0)
Endometrial adenomatous hyperplasia (N85.1)
Hypertrophy of uterus (N85.2)
Subinvolution of uterus (N85.3)
Malposition of uterus (N85.4)
Inversion of uterus (N85.5)
Intrauterine synechiae (N85.6)
Hematometra (N85.7)
Other specified noninflammatory disorders of uterus (N85.8)
Noninflammatory disorder of uterus, unspecified (N85.9)

Erosion and ectropion of cervix uteri (N86)

Dysplasia of cervix uteri (N87)
Mild cervical dysplasia (N87.0)
Moderate cervical dysplasia (N87.1)

Add Health is directed by Robert A. Hummer and funded by the National Institute on Aging cooperative agreements U01 AG071448 (Hummer) and U01AG071450 (Aiello and Hummer) at the University of North Carolina at Chapel Hill. Waves I-V data are from the Add Health Program Project, grant P01 HD31921 (Harris) from Eunice Kennedy Shriver National Institute of Child Health and Human Development (NICHD), with cooperative funding from 23 other federal agencies and foundations. Add Health was designed by J. Richard Udry, Peter S. Bearman, and Kathleen Mullan Harris at the University of North Carolina at Chapel Hill (<http://www.cpc.unc.edu/addhealth>).

Severe cervical dysplasia, not elsewhere classified (N87.2)
Dysplasia of cervix uteri, unspecified (N87.9)

Other noninflammatory disorders of cervix uteri (N88)
Leukoplakia of cervix uteri (N88.0)
Old laceration of cervix uteri (N88.1)
Stricture and stenosis of cervix uteri (N88.2)
Incompetence of cervix uteri (N88.3)
Hypertrophic elongation of cervix uteri (N88.4)
Other specified noninflammatory disorders of cervix uteri (N88.8)
Noninflammatory disorder of cervix uteri, unspecified (N88.9)

Other noninflammatory disorders of vagina (N89)
Mild vaginal dysplasia (N89.0)
Moderate vaginal dysplasia (N89.1)
Severe vaginal dysplasia, not elsewhere classified (N89.2)
Dysplasia of vagina, unspecified (N89.3)
Leukoplakia of vagina (N89.4)
Stricture and atresia of vagina (N89.5)
Tight hymenal ring (N89.6)
Hematocolpos (N89.7)
Other specified noninflammatory disorders of vagina (N89.8)
Noninflammatory disorder of vagina, unspecified (N89.9)

Other noninflammatory disorders of vulva and perineum (N90)
Mild vulvar dysplasia (N90.0)
Moderate vulvar dysplasia (N90.1)
Severe vulvar dysplasia, not elsewhere classified (N90.2)
Dysplasia of vulva, unspecified (N90.3)
Leukoplakia of vulva (N90.4)
Atrophy of vulva (N90.5)
Hypertrophy of vulva (N90.6)
Vulvar cyst (N90.7)
Other specified noninflammatory disorders of vulva and perineum (N90.8)
Noninflammatory disorder of vulva and perineum, unspecified (N90.9)

Absent, scanty, and rare menstruation (N91)
Primary amenorrhea (N91.0)
Secondary amenorrhea (N91.1)
Amenorrhea, unspecified (N91.2)
Primary oligomenorrhea (N91.3)
Secondary oligomenorrhea (N91.4)
Oligomenorrhea, unspecified (N91.5)

Excessive, frequent, and irregular menstruation (N92)
Excessive and frequent menstruation with regular cycle (N92.0)
Excessive and frequent menstruation with irregular cycle (N92.1)
Excessive menstruation at puberty (N92.2)
Ovulation bleeding (N92.3)
Excessive bleeding in the premenopausal period (N92.4)
Other specified irregular menstruation (N92.5)
Irregular menstruation, unspecified (N92.6)

Other abnormal uterine and vaginal bleeding (N93)
Postcoital and contact bleeding (N93.0)
Other specified abnormal uterine and vaginal bleeding (N93.8)
Abnormal uterine and vaginal bleeding, unspecified (N93.9)

Add Health is directed by Robert A. Hummer and funded by the National Institute on Aging cooperative agreements U01 AG071448 (Hummer) and U01AG071450 (Aiello and Hummer) at the University of North Carolina at Chapel Hill. Waves I-V data are from the Add Health Program Project, grant P01 HD31921 (Harris) from Eunice Kennedy Shriver National Institute of Child Health and Human Development (NICHD), with cooperative funding from 23 other federal agencies and foundations. Add Health was designed by J. Richard Udry, Peter S. Bearman, and Kathleen Mullan Harris at the University of North Carolina at Chapel Hill (<http://www.cpc.unc.edu/addhealth>).

Pain and other conditions associated with female genital organs and menstrual cycle (N94)
Mittelschmerz (N94.0)
Dyspareunia (N94.1)
Vaginismus (N94.2)
Premenstrual tension syndrome (N94.3)
Primary dysmenorrhea (N94.4)
Secondary dysmenorrhea (N94.5)
Dysmenorrhea, unspecified (N94.6)
Other specified conditions associated with female genital organs and menstrual cycle (N94.8)
Unspecified condition associated with female genital organs and menstrual cycle (N94.9)

Menopausal and other perimenopausal disorders (N95)
Postmenopausal bleeding (N95.0)
Menopausal and female climacteric states (N95.1)
Postmenopausal atrophic vaginitis (N95.2)
States associated with artificial menopause (N95.3)
Other specified menopausal and perimenopausal disorders (N95.8)
Menopausal and perimenopausal disorder, unspecified (N95.9)

Habitual aborter (N96)

Female infertility (N97)
Female infertility associated with anovulation (N97.0)
Female infertility of tubal origin (N97.1)
Female infertility of uterine origin (N97.2)
Female infertility of cervical origin (N97.3)
Female infertility associated with male factors (N97.4)
Female infertility of other origin (N97.8)
Female infertility, unspecified (N97.9)

Complications associated with artificial fertilization (N98)
Infection associated with artificial insemination (N98.0)
Hyperstimulation of ovaries (N98.1)
Complications of attempted introduction of fertilized ovum following in vitro fertilization (N98.2)
Complications of attempted introduction of embryo in embryo transfer (N98.3)
Other complications associated with artificial fertilization (N98.8)
Complication associated with artificial fertilization, unspecified (N98.9)

Other disorders of the genitourinary system (N99)

Postprocedural disorders of genitourinary system, not elsewhere classified (N99)
Postprocedural renal failure (N99.0)
Postprocedural urethral stricture (N99.1)
Postoperative adhesions of vagina (N99.2)
Prolapse of vaginal vault after hysterectomy (N99.3)
Postprocedural pelvic peritoneal adhesions (N99.4)
Malfunction of external stoma of urinary tract (N99.5)
Other postprocedural disorders of genitourinary system (N99.8)
Postprocedural disorder of genitourinary system, unspecified (N99.9)

XV. Pregnancy, childbirth and the puerperium (O00-O99)

Pregnancy with abortive outcome (O00-O08)

Ectopic pregnancy (O00)
Abdominal pregnancy (O00.0)
Tubal pregnancy (O00.1)
Ovarian pregnancy (O00.2)

Add Health is directed by Robert A. Hummer and funded by the National Institute on Aging cooperative agreements U01 AG071448 (Hummer) and U01AG071450 (Aiello and Hummer) at the University of North Carolina at Chapel Hill. Waves I-V data are from the Add Health Program Project, grant P01 HD31921 (Harris) from Eunice Kennedy Shriver National Institute of Child Health and Human Development (NICHD), with cooperative funding from 23 other federal agencies and foundations. Add Health was designed by J. Richard Udry, Peter S. Bearman, and Kathleen Mullan Harris at the University of North Carolina at Chapel Hill (<http://www.cpc.unc.edu/addhealth>).

Other ectopic pregnancy (O00.8)
Ectopic pregnancy, unspecified (O00.9)

Hydatidiform mole (O01)
Classical hydatidiform mole (O01.0)
Incomplete and partial hydatidiform mole (O01.1)
Hydatidiform mole, unspecified (O01.9)

Other abnormal products of conception (O02)
Blighted ovum and nonhydatidiform mole (O02.0)
Missed abortion (O02.1)
Other specified abnormal products of conception (O02.8)
Abnormal product of conception, unspecified (O02.9)

Spontaneous abortion (O03)
Incomplete, complicated by genital tract and pelvic infection (O03.0)
Incomplete, complicated by delayed or excessive hemorrhage (O03.1)
Incomplete, complicated by embolism (O03.2)
Incomplete, with other and unspecified complications (O03.3)
Incomplete, without complication (O03.4)
Complete or unspecified, complicated by genital tract and pelvic infection (O03.5)
Complete or unspecified, complicated by delayed or excessive hemorrhage (O03.6)
Complete or unspecified, complicated by embolism (O03.7)
Complete or unspecified, with other and unspecified complications (O03.8)
Complete or unspecified, without complication (O03.9)

Medical abortion (O04)
Incomplete, complicated by genital tract and pelvic infection (O04.0)
Incomplete, complicated by delayed or excessive hemorrhage (O04.1)
Incomplete, complicated by embolism (O04.2)
Incomplete, with other and unspecified complications (O04.3)
Incomplete, without complication (O04.4)
Complete or unspecified, complicated by genital tract and pelvic infection (O04.5)
Complete or unspecified, complicated by delayed or excessive hemorrhage (O04.6)
Complete or unspecified, complicated by embolism (O04.7)
Complete or unspecified, with other and unspecified complications (O04.8)
Complete or unspecified, without complication (O04.9)

Other abortion (O05)
Incomplete, complicated by genital tract and pelvic infection (O05.0)
Incomplete, complicated by delayed or excessive hemorrhage (O05.1)
Incomplete, complicated by embolism (O05.2)
Incomplete, with other and unspecified complications (O05.3)
Incomplete, without complication (O05.4)
Complete or unspecified, complicated by genital tract and pelvic infection (O05.5)
Complete or unspecified, complicated by delayed or excessive hemorrhage (O05.6)
Complete or unspecified, complicated by embolism (O05.7)
Complete or unspecified, with other and unspecified complications (O05.8)
Complete or unspecified, without complication (O05.9)

Unspecified abortion (O06)
Incomplete, complicated by genital tract and pelvic infection (O06.0)
Incomplete, complicated by delayed or excessive hemorrhage (O06.1)
Incomplete, complicated by embolism (O06.2)
Incomplete, with other and unspecified complications (O06.3)
Incomplete, without complication (O06.4)
Complete or unspecified, complicated by genital tract and pelvic infection (O06.5)
Complete or unspecified, complicated by delayed or excessive hemorrhage (O06.6)

Add Health is directed by Robert A. Hummer and funded by the National Institute on Aging cooperative agreements U01 AG071448 (Hummer) and U01AG071450 (Aiello and Hummer) at the University of North Carolina at Chapel Hill. Waves I-V data are from the Add Health Program Project, grant P01 HD31921 (Harris) from Eunice Kennedy Shriver National Institute of Child Health and Human Development (NICHD), with cooperative funding from 23 other federal agencies and foundations. Add Health was designed by J. Richard Udry, Peter S. Bearman, and Kathleen Mullan Harris at the University of North Carolina at Chapel Hill (<http://www.cpc.unc.edu/addhealth>).

Complete or unspecified, complicated by embolism (O06.7)
Complete or unspecified, with other and unspecified complications (O06.8)
Complete or unspecified, without complication (O06.9)

Failed attempted abortion (O07)

Failed medical abortion, complicated by genital tract and pelvic infection (O07.0)
Failed medical abortion, complicated by delayed or excessive hemorrhage (O07.1)
Failed medical abortion, complicated by embolism (O07.2)
Failed medical abortion, with other and unspecified complications (O07.3)
Failed medical abortion, without complication (O07.4)
Other and unspecified failed attempted abortion, complicated by genital tract and pelvic infection (O07.5)
Other and unspecified failed attempted abortion, complicated by delayed or excessive hemorrhage (O07.6)
Other and unspecified failed attempted abortion, complicated by embolism (O07.7)
Other and unspecified failed attempted abortion, with other and unspecified complications (O07.8)
Other and unspecified failed attempted abortion, without complication (O07.9)

Complications following abortion and ectopic and molar pregnancy (O08)

Genital tract and pelvic infection following abortion and ectopic and molar pregnancy (O08.0)
Delayed or excessive hemorrhage following abortion and ectopic and molar pregnancy (O08.1)
Embolism following abortion and ectopic and molar pregnancy (O08.2)
Shock following abortion and ectopic and molar pregnancy (O08.3)
Renal failure following abortion and ectopic and molar pregnancy (O08.4)
Metabolic disorders following abortion and ectopic and molar pregnancy (O08.5)
Damage to pelvic organs and tissues following abortion and ectopic and molar pregnancy (O08.6)
Other venous complications following abortion and ectopic and molar pregnancy (O08.7)
Other complications following abortion and ectopic and molar pregnancy (O08.8)
Complication following abortion and ectopic and molar pregnancy, unspecified (O08.9)

Edema, proteinuria and hypertensive disorders in pregnancy, childbirth and the puerperium (O10-O16)

Preexisting hypertension complicating pregnancy, childbirth, and the puerperium (O10)

Preexisting essential hypertension complicating pregnancy, childbirth, and the puerperium (O10.0)
Preexisting hypertensive heart disease complicating pregnancy, childbirth, and the puerperium (O10.1)
Preexisting hypertensive renal disease complicating pregnancy, childbirth, and the puerperium (O10.2)
Preexisting hypertensive heart and renal disease complicating pregnancy, childbirth, and the puerperium (O10.3)
Preexisting secondary hypertension complicating pregnancy, childbirth, and the puerperium (O10.4)
Unspecified preexisting hypertension complicating pregnancy, childbirth, and the puerperium (O10.9)

Preexisting hypertensive disorder with superimposed proteinuria (O11)

Gestational [pregnancy-induced] edema and proteinuria without hypertension (O12)

Gestational edema (O12.0)
Gestational proteinuria (O12.1)
Gestational edema with proteinuria (O12.2)

Gestational [pregnancy-induced] hypertension without significant proteinuria (O13)

Gestational [pregnancy-induced] hypertension with significant proteinuria (O14)

Moderate preeclampsia (O14.0)
Severe preeclampsia (O14.1)
Preeclampsia, unspecified (O14.9)

Eclampsia (O15)

Eclampsia in pregnancy (O15.0)
Eclampsia in labor (O15.1)
Eclampsia in the puerperium (O15.2)
Eclampsia, unspecified as to time period (O15.9)

Add Health is directed by Robert A. Hummer and funded by the National Institute on Aging cooperative agreements U01 AG071448 (Hummer) and U01AG071450 (Aiello and Hummer) at the University of North Carolina at Chapel Hill. Waves I-V data are from the Add Health Program Project, grant P01 HD31921 (Harris) from Eunice Kennedy Shriver National Institute of Child Health and Human Development (NICHD), with cooperative funding from 23 other federal agencies and foundations. Add Health was designed by J. Richard Udry, Peter S. Bearman, and Kathleen Mullan Harris at the University of North Carolina at Chapel Hill (<http://www.cpc.unc.edu/addhealth>).

Unspecified maternal hypertension (O16)

Other maternal disorders predominantly related to pregnancy (O20-O29)

Hemorrhage in early pregnancy (O20)

Threatened abortion (O20.0)

Other hemorrhage in early pregnancy (O20.8)

Hemorrhage in early pregnancy, unspecified (O20.9)

Excessive vomiting in pregnancy (O21)

Mild hyperemesis gravidarum (O21.0)

Hyperemesis gravidarum with metabolic disturbance (O21.1)

Late vomiting of pregnancy (O21.2)

Other vomiting complicating pregnancy (O21.8)

Vomiting of pregnancy, unspecified (O21.9)

Venous complications in pregnancy (O22)

Varicose veins of lower extremity in pregnancy (O22.0)

Genital varices in pregnancy (O22.1)

Superficial thrombophlebitis in pregnancy (O22.2)

Deep phlebothrombosis in pregnancy (O22.3)

Hemorrhoids in pregnancy (O22.4)

Cerebral venous thrombosis in pregnancy (O22.5)

Other venous complications in pregnancy (O22.8)

Venous complication in pregnancy, unspecified (O22.9)

Infections of genitourinary tract in pregnancy (O23)

Infections of kidney in pregnancy (O23.0)

Infections of bladder in pregnancy (O23.1)

Infections of urethra in pregnancy (O23.2)

Infections of other parts of urinary tract in pregnancy (O23.3)

Unspecified infection of urinary tract in pregnancy (O23.4)

Infections of the genital tract in pregnancy (O23.5)

Other and unspecified genitourinary tract infection in pregnancy (O23.9)

Diabetes mellitus in pregnancy (O24)

Preexisting diabetes mellitus, insulin-dependent (O24.0)

Preexisting diabetes mellitus, noninsulin-dependent (O24.1)

Preexisting malnutrition-related diabetes mellitus (O24.2)

Preexisting diabetes mellitus, unspecified (O24.3)

Diabetes mellitus arising in pregnancy (O24.4)

Diabetes mellitus in pregnancy, unspecified (O24.9)

Malnutrition in pregnancy (O25)

Maternal care for other conditions predominantly related to pregnancy (O26)

Excessive weight gain in pregnancy (O26.0)

Low weight gain in pregnancy (O26.1)

Pregnancy care of habitual aborter (O26.2)

Retained intrauterine contraceptive device in pregnancy (O26.3)

Herpes gestationis (O26.4)

Maternal hypotension syndrome (O26.5)

Liver disorders in pregnancy, childbirth, and the puerperium (O26.6)

Subluxation of symphysis (pubis) in pregnancy, childbirth, and the puerperium (O26.7)

Other specified pregnancy-related conditions (O26.8)

Pregnancy-related condition, unspecified (O26.9)

Add Health is directed by Robert A. Hummer and funded by the National Institute on Aging cooperative agreements U01 AG071448 (Hummer) and U01AG071450 (Aiello and Hummer) at the University of North Carolina at Chapel Hill. Waves I-V data are from the Add Health Program Project, grant P01 HD31921 (Harris) from Eunice Kennedy Shriver National Institute of Child Health and Human Development (NICHD), with cooperative funding from 23 other federal agencies and foundations. Add Health was designed by J. Richard Udry, Peter S. Bearman, and Kathleen Mullan Harris at the University of North Carolina at Chapel Hill (<http://www.cpc.unc.edu/addhealth>).

Abnormal findings on antenatal screening of mother (O28)
Abnormal hematological finding on antenatal screening of mother (O28.0)
Abnormal biochemical finding on antenatal screening of mother (O28.1)
Abnormal cytological finding on antenatal screening of mother (O28.2)
Abnormal ultrasonic finding on antenatal screening of mother (O28.3)
Abnormal radiological finding on antenatal screening of mother (O28.4)
Abnormal chromosomal and genetic finding on antenatal screening of mother (O28.5)
Other abnormal findings on antenatal screening of mother (O28.8)
Abnormal finding on antenatal screening of mother, unspecified (O28.9)

Complications of anesthesia during pregnancy (O29)
Pulmonary complications of anesthesia during pregnancy (O29.0)
Cardiac complications of anesthesia during pregnancy (O29.1)
Central nervous system complications of anesthesia during pregnancy (O29.2)
Toxic reaction to local anesthesia during pregnancy (O29.3)
Spinal and epidural anesthesia-induced headache during pregnancy (O29.4)
Other complications of spinal and epidural anesthesia during pregnancy (O29.5)
Failed or difficult intubation during pregnancy (O29.6)
Other complications of anesthesia during pregnancy (O29.8)
Complication of anesthesia during pregnancy, unspecified (O29.9)

Maternal care related to the fetus and amniotic cavity and possible delivery problems (O30-O48)

Multiple gestation (O30)
Twin pregnancy (O30.0)
Triplet pregnancy (O30.1)
Quadruplet pregnancy (O30.2)
Other multiple gestation (O30.8)
Multiple gestation, unspecified (O30.9)

Complications specific to multiple gestation (O31)
Papyraceous fetus (O31.0)
Continuing pregnancy after abortion of one fetus or more (O31.1)
Continuing pregnancy after intrauterine death of one fetus or more (O31.2)
Other complications specific to multiple gestation (O31.8)

Maternal care for known or suspected malpresentation of fetus (O32)
Maternal care for unstable lie (O32.0)
Maternal care for breech presentation (O32.1)
Maternal care for transverse and oblique lie (O32.2)
Maternal care for face, brow, and chin presentation (O32.3)
Maternal care for high head at term (O32.4)
Maternal care for multiple gestation with malpresentation of one fetus or more (O32.5)
Maternal care for compound presentation (O32.6)
Maternal care for other malpresentation of fetus (O32.8)
Maternal care for malpresentation of fetus, unspecified (O32.9)

Maternal care for known or suspected disproportion (O33)
Maternal care for disproportion due to deformity of maternal pelvic bones (O33.0)
Maternal care for disproportion due to generally contracted pelvis (O33.1)
Maternal care for disproportion due to inlet contraction of pelvis (O33.2)
Maternal care for disproportion due to outlet contraction of pelvis (O33.3)
Maternal care for disproportion of mixed maternal and fetal origin (O33.4)
Maternal care for disproportion due to unusually large fetus (O33.5)
Maternal care for disproportion due to hydrocephalic fetus (O33.6)
Maternal care for disproportion due to other fetal deformities (O33.7)
Maternal care for disproportion of other origin (O33.8)
Maternal care for disproportion, unspecified (O33.9)

Add Health is directed by Robert A. Hummer and funded by the National Institute on Aging cooperative agreements U01 AG071448 (Hummer) and U01AG071450 (Aiello and Hummer) at the University of North Carolina at Chapel Hill. Waves I-V data are from the Add Health Program Project, grant P01 HD31921 (Harris) from Eunice Kennedy Shriver National Institute of Child Health and Human Development (NICHD), with cooperative funding from 23 other federal agencies and foundations. Add Health was designed by J. Richard Udry, Peter S. Bearman, and Kathleen Mullan Harris at the University of North Carolina at Chapel Hill (<http://www.cpc.unc.edu/addhealth>).

Maternal care for known or suspected abnormality of pelvic organs (O34)

- Maternal care for congenital malformation of uterus (O34.0)
- Maternal care for tumor of corpus uteri (O34.1)
- Maternal care due to uterine scar from previous surgery (O34.2)
- Maternal care for cervical incompetence (O34.3)
- Maternal care for other abnormalities of cervix (O34.4)
- Maternal care for other abnormalities of gravid uterus (O34.5)
- Maternal care for abnormality of vagina (O34.6)
- Maternal care for abnormality of vulva and perineum (O34.7)
- Maternal care for other abnormalities of pelvic organs (O34.8)
- Maternal care for abnormality of pelvic organ, unspecified (O34.9)

Maternal care for known or suspected fetal abnormality and damage (O35)

- Maternal care for (suspected) central nervous system malformation in fetus (O35.0)
- Maternal care for (suspected) chromosomal abnormality in fetus (O35.1)
- Maternal care for (suspected) hereditary disease in fetus (O35.2)
- Maternal care for (suspected) damage to fetus from viral disease in mother (O35.3)
- Maternal care for (suspected) damage to fetus from alcohol (O35.4)
- Maternal care for (suspected) damage to fetus by drugs (O35.5)
- Maternal care for (suspected) damage to fetus by radiation (O35.6)
- Maternal care for (suspected) damage to fetus by other medical procedures (O35.7)
- Maternal care for other (suspected) fetal abnormality and damage (O35.8)
- Maternal care for (suspected) fetal abnormality and damage, unspecified (O35.9)

Maternal care for other known or suspected fetal problems (O36)

- Maternal care for rhesus isoimmunization (O36.0)
- Maternal care for other isoimmunization (O36.1)
- Maternal care for hydrops fetalis (O36.2)
- Maternal care for signs of fetal hypoxia (O36.3)
- Maternal care for intrauterine death (O36.4)
- Maternal care for poor fetal growth (O36.5)
- Maternal care for excessive fetal growth (O36.6)
- Maternal care for viable fetus in abdominal pregnancy (O36.7)
- Maternal care for other specified fetal problems (O36.8)
- Maternal care for fetal problem, unspecified (O36.9)

Polyhydramnios (O40)

Other disorders of amniotic fluid and membranes (O41)

- Oligohydramnios (O41.0)
- Infection of amniotic sac and membranes (O41.1)
- Other specified disorders of amniotic fluid and membranes (O41.8)
- Disorder of amniotic fluid and membranes, unspecified (O41.9)

Premature rupture of membranes (O42)

- Premature rupture of membranes, onset of labor within 24 hours (O42.0)
- Premature rupture of membranes, onset of labor after 24 hours (O42.1)
- Premature rupture of membranes, labor delayed by therapy (O42.2)
- Premature rupture of membranes, unspecified (O42.9)

Placental disorders (O43)

- Placental transfusion syndromes (O43.0)
- Malformation of placenta (O43.1)
- Other placental disorders (O43.8)
- Placental disorder, unspecified (O43.9)

Placenta previa (O44)

Add Health is directed by Robert A. Hummer and funded by the National Institute on Aging cooperative agreements U01 AG071448 (Hummer) and U01AG071450 (Aiello and Hummer) at the University of North Carolina at Chapel Hill. Waves I-V data are from the Add Health Program Project, grant P01 HD31921 (Harris) from Eunice Kennedy Shriver National Institute of Child Health and Human Development (NICHD), with cooperative funding from 23 other federal agencies and foundations. Add Health was designed by J. Richard Udry, Peter S. Bearman, and Kathleen Mullan Harris at the University of North Carolina at Chapel Hill (<http://www.cpc.unc.edu/addhealth>).

Placenta previa specified as without hemorrhage (O44.0)
Placenta previa with hemorrhage (O44.1)

Premature separation of placenta [abruptio placentae] (O45)
Premature separation of placenta with coagulation defect (O45.0)
Other premature separation of placenta (O45.8)
Premature separation of placenta, unspecified (O45.9)

Antepartum hemorrhage, not elsewhere classified (O46)
Antepartum hemorrhage with coagulation defect (O46.0)
Other antepartum hemorrhage (O46.8)
Antepartum hemorrhage, unspecified (O46.9)

False labor (O47)
False labor before 37 completed weeks of gestation (O47.0)
False labor at or after 37 completed weeks of gestation (O47.1)
False labor, unspecified (O47.9)

Prolonged pregnancy (O48)

Complications of labor and delivery (O60-O75)

Preterm delivery (O60)

Failed induction of labor (O61)
Failed medical induction of labor (O61.0)
Failed instrumental induction of labor (O61.1)
Other failed induction of labor (O61.8)
Failed induction of labor, unspecified (O61.9)

Abnormality of forces of labor (O62)
Primary inadequate contractions (O62.0)
Secondary uterine inertia (O62.1)
Other uterine inertia (O62.2)
Precipitate labor (O62.3)
Hypertonic, incoordinate, and prolonged uterine contractions (O62.4)
Other abnormalities of forces of labor (O62.8)
Abnormality of forces of labor, unspecified (O62.9)

Long labor (O63)
Prolonged first stage (of labor) (O63.0)
Prolonged second stage (of labor) (O63.1)
Delayed delivery of second twin, triplet, etc. (O63.2)
Long labor, unspecified (O63.9)

Obstructed labor due to malposition and malpresentation of fetus (O64)
Obstructed labor due to incomplete rotation of fetal head (O64.0)
Obstructed labor due to breech presentation (O64.1)
Obstructed labor due to face presentation (O64.2)
Obstructed labor due to brow presentation (O64.3)
Obstructed labor due to shoulder presentation (O64.4)
Obstructed labor due to compound presentation (O64.5)
Obstructed labor due to other malposition and malpresentation (O64.8)
Obstructed labor due to malposition and malpresentation, unspecified (O64.9)

Obstructed labor due to maternal pelvic abnormality (O65)
Obstructed labor due to deformed pelvis (O65.0)
Obstructed labor due to generally contracted pelvis (O65.1)

Add Health is directed by Robert A. Hummer and funded by the National Institute on Aging cooperative agreements U01 AG071448 (Hummer) and U01AG071450 (Aiello and Hummer) at the University of North Carolina at Chapel Hill. Waves I-V data are from the Add Health Program Project, grant P01 HD31921 (Harris) from Eunice Kennedy Shriver National Institute of Child Health and Human Development (NICHD), with cooperative funding from 23 other federal agencies and foundations. Add Health was designed by J. Richard Udry, Peter S. Bearman, and Kathleen Mullan Harris at the University of North Carolina at Chapel Hill (<http://www.cpc.unc.edu/addhealth>).

- Obstructed labor due to pelvic inlet contraction (O65.2)
- Obstructed labor due to pelvic outlet and midcavity contraction (O65.3)
- Obstructed labor due to fetopelvic disproportion, unspecified (O65.4)
- Obstructed labor due to abnormality of maternal pelvic organs (O65.5)
- Obstructed labor due to other maternal pelvic abnormalities (O65.8)
- Obstructed labor due to maternal pelvic abnormality, unspecified (O65.9)

Other obstructed labor (O66)

- Obstructed labor due to shoulder dystocia (O66.0)
- Obstructed labor due to locked twins (O66.1)
- Obstructed labor due to unusually large fetus (O66.2)
- Obstructed labor due to other abnormalities of fetus (O66.3)
- Failed trial of labor, unspecified (O66.4)
- Failed application of vacuum extractor and forceps, unspecified (O66.5)
- Other specified obstructed labor (O66.8)
- Obstructed labor, unspecified (O66.9)

Labor and delivery complicated by intrapartum hemorrhage, not elsewhere classified (O67)

- Intrapartum hemorrhage with coagulation defect (O67.0)
- Other intrapartum hemorrhage (O67.8)
- Intrapartum hemorrhage, unspecified (O67.9)

Labor and delivery complicated by fetal stress [distress] (O68)

- Labor and delivery complicated by fetal heart rate anomaly (O68.0)
- Labor and delivery complicated by meconium in amniotic fluid (O68.1)
- Labor and delivery complicated by fetal heart rate anomaly with meconium in amniotic fluid (O68.2)
- Labor and delivery complicated by biochemical evidence of fetal stress (O68.3)
- Labor and delivery complicated by other evidence of fetal stress (O68.8)
- Labor and delivery complicated by fetal stress, unspecified (O68.9)

Labor and delivery complicated by umbilical cord complications (O69)

- Labor and delivery complicated by prolapse of cord (O69.0)
- Labor and delivery complicated by cord around neck, with compression (O69.1)
- Labor and delivery complicated by other cord entanglement (O69.2)
- Labor and delivery complicated by short cord (O69.3)
- Labor and delivery complicated by vasa previa (O69.4)
- Labor and delivery complicated by vascular lesion of cord (O69.5)
- Labor and delivery complicated by other cord complications (O69.8)
- Labor and delivery complicated by cord complication, unspecified (O69.9)

Perineal laceration during delivery (O70)

- First degree perineal laceration during delivery (O70.0)
- Second degree perineal laceration during delivery (O70.1)
- Third degree perineal laceration during delivery (O70.2)
- Fourth degree perineal laceration during delivery (O70.3)
- Perineal laceration during delivery, unspecified (O70.9)

Other obstetric trauma (O71)

- Rupture of uterus before onset of labor (O71.0)
- Rupture of uterus during labor (O71.1)
- Postpartum inversion of uterus (O71.2)
- Obstetric laceration of cervix (O71.3)
- Obstetric high vaginal laceration alone (O71.4)
- Other obstetric injury to pelvic organs (O71.5)
- Obstetric damage to pelvic joints and ligaments (O71.6)
- Obstetric hematoma of pelvis (O71.7)
- Other specified obstetric trauma (O71.8)
- Obstetric trauma, unspecified (O71.9)

Add Health is directed by Robert A. Hummer and funded by the National Institute on Aging cooperative agreements U01 AG071448 (Hummer) and U01AG071450 (Aiello and Hummer) at the University of North Carolina at Chapel Hill. Waves I-V data are from the Add Health Program Project, grant P01 HD31921 (Harris) from Eunice Kennedy Shriver National Institute of Child Health and Human Development (NICHD), with cooperative funding from 23 other federal agencies and foundations. Add Health was designed by J. Richard Udry, Peter S. Bearman, and Kathleen Mullan Harris at the University of North Carolina at Chapel Hill (<http://www.cpc.unc.edu/addhealth>).

Postpartum hemorrhage (O72)

- Third-stage hemorrhage (O72.0)
- Other immediate postpartum hemorrhage (O72.1)
- Delayed and secondary postpartum hemorrhage (O72.2)
- Postpartum coagulation defects (O72.3)

Retained placenta and membranes, without hemorrhage (O73)

- Retained placenta, without hemorrhage (O73.0)
- Retained portions of placenta and membranes, without hemorrhage (O73.1)

Complications of anesthesia during labor and delivery (O74)

- Aspiration pneumonitis due to anesthesia during labor and delivery (O74.0)
- Other pulmonary complications of anesthesia during labor and delivery (O74.1)
- Cardiac complications of anesthesia during labor and delivery (O74.2)
- Central nervous system complications of anesthesia during labor and delivery (O74.3)
- Toxic reaction to local anesthesia during labor and delivery (O74.4)
- Spinal and epidural anesthesia-induced headache during labor and delivery (O74.5)
- Other complications of spinal and epidural anesthesia during labor and delivery (O74.6)
- Failed or difficult intubation during labor and delivery (O74.7)
- Other complications of anesthesia during labor and delivery (O74.8)
- Complication of anesthesia during labor and delivery, unspecified (O74.9)

Other complications of labor and delivery, not elsewhere classified (O75)

- Maternal distress during labor and delivery (O75.0)
- Shock during or following labor and delivery (O75.1)
- Pyrexia during labor, not elsewhere classified (O75.2)
- Other infection during labor (O75.3)
- Other complications of obstetric surgery and procedures (O75.4)
- Delayed delivery after artificial rupture of membranes (O75.5)
- Delayed delivery after spontaneous or unspecified rupture of membranes (O75.6)
- Vaginal delivery following previous cesarean section (O75.7)
- Other specified complications of labor and delivery (O75.8)
- Complication of labor and delivery, unspecified (O75.9)

Complications predominantly related to the puerperium (O85-O92)

Puerperal sepsis (O85)

Other puerperal infections (O86)

- Infection of obstetric surgical wound (O86.0)
- Other infection of genital tract following delivery (O86.1)
- Urinary tract infection following delivery (O86.2)
- Other genitourinary tract infections following delivery (O86.3)
- Pyrexia of unknown origin following delivery (O86.4)
- Other specified puerperal infections (O86.8)

Venous complications in the puerperium (O87)

- Superficial thrombophlebitis in the puerperium (O87.0)
- Deep phlebothrombosis in the puerperium (O87.1)
- Hemorrhoids in the puerperium (O87.2)
- Cerebral venous thrombosis in the puerperium (O87.3)
- Other venous complications in the puerperium (O87.8)
- Venous complication in the puerperium, unspecified (O87.9)

Obstetric embolism (O88)

- Obstetric air embolism (O88.0)
- Amniotic fluid embolism (O88.1)

Add Health is directed by Robert A. Hummer and funded by the National Institute on Aging cooperative agreements U01 AG071448 (Hummer) and U01AG071450 (Aiello and Hummer) at the University of North Carolina at Chapel Hill. Waves 1-V data are from the Add Health Program Project, grant P01 HD31921 (Harris) from Eunice Kennedy Shriver National Institute of Child Health and Human Development (NICHD), with cooperative funding from 23 other federal agencies and foundations. Add Health was designed by J. Richard Udry, Peter S. Bearman, and Kathleen Mullan Harris at the University of North Carolina at Chapel Hill (<http://www.cpc.unc.edu/addhealth>).

- Obstetric blood-clot embolism (O88.2)
- Obstetric pyemic and septic embolism (O88.3)
- Other obstetric embolism (O88.8)

Complications of anesthesia during the puerperium (O89)

- Pulmonary complications of anesthesia during the puerperium (O89.0)
- Cardiac complications of anesthesia during the puerperium (O89.1)
- Central nervous system complications of anesthesia during the puerperium (O89.2)
- Toxic reaction to local anesthesia during the puerperium (O89.3)
- Spinal and epidural anesthesia-induced headache during the puerperium (O89.4)
- Other complications of spinal and epidural anesthesia during the puerperium (O89.5)
- Failed or difficult intubation during the puerperium (O89.6)
- Other complications of anesthesia during the puerperium (O89.8)
- Complication of anesthesia during the puerperium, unspecified (O89.9)

Complications of the puerperium, not elsewhere classified (O90)

- Disruption of cesarean section wound (O90.0)
- Disruption of perineal obstetric wound (O90.1)
- Hematoma of obstetric wound (O90.2)
- Cardiomyopathy in the puerperium (O90.3)
- Postpartum acute renal failure (O90.4)
- Postpartum thyroiditis (O90.5)
- Other complications of the puerperium, not elsewhere classified (O90.8)
- Complication of the puerperium, unspecified (O90.9)

Infections of breast associated with childbirth (O91)

- Infection of nipple associated with childbirth (O91.0)
- Abscess of breast associated with childbirth (O91.1)
- Nonpurulent mastitis associated with childbirth (O91.2)

Other disorders of breast and lactation associated with childbirth (O92)

- Retracted nipple associated with childbirth (O92.0)
- Cracked nipple associated with childbirth (O92.1)
- Other and unspecified disorders of breast associated with childbirth (O92.2)
- Agalactia (O92.3)
- Hypogalactia (O92.4)
- Suppressed lactation (O92.5)
- Galactorrhea (O92.6)
- Other and unspecified disorders of lactation (O92.7)

Other obstetric conditions, not elsewhere classified (O95-O99)

Obstetric death of unspecified cause (O95)

Death from any obstetric cause occurring more than 42 days but less than 1 year after delivery (O96)

Death from sequelae of direct obstetric causes (O97)

Maternal infectious and parasitic diseases classifiable elsewhere but complicating pregnancy, childbirth, and the puerperium (O98)

- Tuberculosis complicating pregnancy, childbirth, and the puerperium (O98.0)
- Syphilis complicating pregnancy, childbirth, and the puerperium (O98.1)
- Gonorrhea complicating pregnancy, childbirth, and the puerperium (O98.2)
- Other infections with a predominantly sexual mode of transmission complicating pregnancy, childbirth, and the puerperium (O98.3)
- Viral hepatitis complicating pregnancy, childbirth, and the puerperium (O98.4)
- Other viral diseases complicating pregnancy, childbirth, and the puerperium (O98.5)
- Protozoal diseases complicating pregnancy, childbirth, and the puerperium (O98.6)
- Other maternal infectious and parasitic diseases complicating pregnancy, childbirth, and the puerperium (O98.8)
- Unspecified maternal infectious or parasitic disease complicating pregnancy, childbirth, and the puerperium (O98.9)

Add Health is directed by Robert A. Hummer and funded by the National Institute on Aging cooperative agreements U01 AG071448 (Hummer) and U01AG071450 (Aiello and Hummer) at the University of North Carolina at Chapel Hill. Waves I-V data are from the Add Health Program Project, grant P01 HD31921 (Harris) from Eunice Kennedy Shriver National Institute of Child Health and Human Development (NICHD), with cooperative funding from 23 other federal agencies and foundations. Add Health was designed by J. Richard Udry, Peter S. Bearman, and Kathleen Mullan Harris at the University of North Carolina at Chapel Hill (<http://www.cpc.unc.edu/addhealth>).

Other maternal diseases classifiable elsewhere but complicating pregnancy, childbirth, and the puerperium (O99)
 Anemia complicating pregnancy, childbirth, and the puerperium (O99.0)
 Other diseases of the blood and blood-forming organs and certain disorders involving the immune mechanism complicating pregnancy, childbirth, and the puerperium (O99.1)
 Endocrine, nutritional, and metabolic diseases complicating pregnancy, childbirth, and the puerperium (O99.2)
 Mental disorders and diseases of the nervous system complicating pregnancy, childbirth, and the puerperium (O99.3)
 Diseases of the circulatory system complicating pregnancy, childbirth, and the puerperium (O99.4)
 Diseases of the respiratory system complicating pregnancy, childbirth, and the puerperium (O99.5)
 Diseases of the digestive system complicating pregnancy, childbirth, and the puerperium (O99.6)
 Diseases of the skin and subcutaneous tissue complicating pregnancy, childbirth, and the puerperium (O99.7)
 Other specified diseases and conditions complicating pregnancy, childbirth, and the puerperium (O99.8)

XVI. Certain conditions originating in the perinatal period (P00-P96)

Newborn affected by maternal factors and by complications of pregnancy, labor and delivery (P00-P04)

Newborn affected by maternal conditions that may be unrelated to present pregnancy (P00)

Newborn affected by maternal hypertensive disorders (P00.0)
 Newborn affected by maternal renal and urinary tract diseases (P00.1)
 Newborn affected by maternal infectious and parasitic diseases (P00.2)
 Newborn affected by other maternal circulatory and respiratory diseases (P00.3)
 Newborn affected by maternal nutritional disorders (P00.4)
 Newborn affected by maternal injury (P00.5)
 Newborn affected by surgical procedure on mother (P00.6)
 Newborn affected by other medical procedures on mother, not elsewhere classified (P00.7)
 Newborn affected by other maternal conditions (P00.8)
 Newborn affected by unspecified maternal condition (P00.9)

Newborn affected by maternal complications of pregnancy (P01)

Newborn affected by incompetent cervix (P01.0)
 Newborn affected by premature rupture of membranes (P01.1)
 Newborn affected by oligohydramnios (P01.2)
 Newborn affected by polyhydramnios (P01.3)
 Newborn affected by ectopic pregnancy (P01.4)
 Newborn affected by multiple pregnancy (P01.5)
 Newborn affected by maternal death (P01.6)
 Newborn affected by malpresentation before labor (P01.7)
 Newborn affected by other maternal complications of pregnancy (P01.8)
 Newborn affected by maternal complication of pregnancy, unspecified (P01.9)

Newborn affected by complications of placenta, cord, and membranes (P02)

Newborn affected by placenta previa (P02.0)
 Newborn affected by other forms of placental separation and hemorrhage (P02.1)
 Newborn affected by other and unspecified morphological and functional abnormalities of placenta (P02.2)
 Newborn affected by placental transfusion syndromes (P02.3)
 Newborn affected by prolapsed cord (P02.4)
 Newborn affected by other compression of umbilical cord (P02.5)
 Newborn affected by other and unspecified conditions of umbilical cord (P02.6)
 Newborn affected by chorioamnionitis (P02.7)
 Newborn affected by other abnormalities of membranes (P02.8)
 Newborn affected by abnormality of membranes, unspecified (P02.9)

Newborn affected by other complications of labor and delivery (P03)

Newborn affected by breech delivery and extraction (P03.0)
 Newborn affected by other malpresentation, malposition, and disproportion during labor and delivery (P03.1)
 Newborn affected by forceps delivery (P03.2)
 Newborn affected by delivery by vacuum extractor [ventouse] (P03.3)

Add Health is directed by Robert A. Hummer and funded by the National Institute on Aging cooperative agreements U01 AG071448 (Hummer) and U01AG071450 (Aiello and Hummer) at the University of North Carolina at Chapel Hill. Waves I-V data are from the Add Health Program Project, grant P01 HD31921 (Harris) from Eunice Kennedy Shriver National Institute of Child Health and Human Development (NICHD), with cooperative funding from 23 other federal agencies and foundations. Add Health was designed by J. Richard Udry, Peter S. Bearman, and Kathleen Mullan Harris at the University of North Carolina at Chapel Hill (<http://www.cpc.unc.edu/addhealth>).

Newborn affected by cesarean delivery (P03.4)
Newborn affected by precipitate delivery (P03.5)
Newborn affected by abnormal uterine contractions (P03.6)
Newborn affected by other specified complications of labor and delivery (P03.8)
Newborn affected by complication of labor and delivery, unspecified (P03.9)

Newborn affected by noxious influences transmitted via placenta or breast milk (P04)
Newborn affected by maternal anesthesia and analgesia in pregnancy, labor, and delivery (P04.0)
Newborn affected by other maternal medication (P04.1)
Newborn affected by maternal use of tobacco (P04.2)
Newborn affected by maternal use of alcohol (P04.3)
Newborn affected by maternal use of drugs of addiction (P04.4)
Newborn affected by maternal use of nutritional chemical substances (P04.5)
Newborn affected by maternal exposure to environmental chemical substances (P04.6)
Newborn affected by other maternal noxious influences (P04.8)
Newborn affected by maternal noxious influence, unspecified (P04.9)

Disorders related to length of gestation and fetal growth (P05-P08)

Slow fetal growth and fetal malnutrition (P05)
Light for gestational age (P05.0)
Small for gestational age (P05.1)
Fetal malnutrition without mention of light or small for gestational age (P05.2)
Slow fetal growth, unspecified (P05.9)

Disorders related to short gestation and low birthweight, not elsewhere classified (P07)
Extremely low birthweight (P07.0)
Other low birthweight (P07.1)
Extreme immaturity (P07.2)
Other preterm infants (P07.3)

Disorders related to long gestation and high birthweight (P08)
Exceptionally large baby (P08.0)
Other heavy for gestational age infants (P08.1)
Postterm infant, not heavy for gestational age (P08.2)

Birth trauma (P10-P15)

Intracranial laceration and hemorrhage due to birth injury (P10)
Subdural hemorrhage due to birth injury (P10.0)
Cerebral hemorrhage due to birth injury (P10.1)
Intraventricular hemorrhage due to birth injury (P10.2)
Subarachnoid hemorrhage due to birth injury (P10.3)
Tentorial tear due to birth injury (P10.4)
Other intracranial lacerations and hemorrhages due to birth injury (P10.8)
Unspecified intracranial laceration and hemorrhage due to birth injury (P10.9)

Other birth injuries to central nervous system (P11)
Cerebral edema due to birth injury (P11.0)
Other specified brain damage due to birth injury (P11.1)
Unspecified brain damage due to birth injury (P11.2)
Birth injury to facial nerve (P11.3)
Birth injury to other cranial nerves (P11.4)
Birth injury to spine and spinal cord (P11.5)
Birth injury to central nervous system, unspecified (P11.9)

Birth injury to scalp (P12)
Cephalhematoma due to birth injury (P12.0)

Add Health is directed by Robert A. Hummer and funded by the National Institute on Aging cooperative agreements U01 AG071448 (Hummer) and U01AG071450 (Aiello and Hummer) at the University of North Carolina at Chapel Hill. Waves I-V data are from the Add Health Program Project, grant P01 HD31921 (Harris) from Eunice Kennedy Shriver National Institute of Child Health and Human Development (NICHD), with cooperative funding from 23 other federal agencies and foundations. Add Health was designed by J. Richard Udry, Peter S. Bearman, and Kathleen Mullan Harris at the University of North Carolina at Chapel Hill (<http://www.cpc.unc.edu/addhealth>).

- Chignon due to birth injury (P12.1)
- Epicranial subaponeurotic hemorrhage due to birth injury (P12.2)
- Bruising of scalp due to birth injury (P12.3)
- Monitoring injury of scalp of newborn (P12.4)
- Other birth injuries to scalp (P12.8)
- Birth injury to scalp, unspecified (P12.9)

- Birth injury to skeleton (P13)
 - Fracture of skull due to birth injury (P13.0)
 - Other birth injuries to skull (P13.1)
 - Birth injury to femur (P13.2)
 - Birth injury to other long bones (P13.3)
 - Fracture of clavicle due to birth injury (P13.4)
 - Birth injuries to other parts of skeleton (P13.8)
 - Birth injury to skeleton, unspecified (P13.9)

- Birth injury to peripheral nervous system (P14)
 - Erb's paralysis due to birth injury (P14.0)
 - Klumpke's paralysis due to birth injury (P14.1)
 - Phrenic nerve paralysis due to birth injury (P14.2)
 - Other brachial plexus birth injuries (P14.3)
 - Birth injuries to other parts of peripheral nervous system (P14.8)
 - Birth injury to peripheral nervous system, unspecified (P14.9)

- Other birth injuries (P15)
 - Birth injury to liver (P15.0)
 - Birth injury to spleen (P15.1)
 - Sternomastoid injury due to birth injury (P15.2)
 - Birth injury to eye (P15.3)
 - Birth injury to face (P15.4)
 - Birth injury to external genitalia (P15.5)
 - Subcutaneous fat necrosis due to birth injury (P15.6)
 - Other specified birth injuries (P15.8)
 - Birth injury, unspecified (P15.9)

Respiratory and cardiovascular disorders specific to the perinatal period (P20-P29)

- Intrauterine hypoxia (P20)
 - Intrauterine hypoxia first noted before onset of labor (P20.0)
 - Intrauterine hypoxia first noted during labor and delivery (P20.1)
 - Intrauterine hypoxia, unspecified (P20.9)

- Birth asphyxia (P21)
 - Severe birth asphyxia (P21.0)
 - Mild and moderate birth asphyxia (P21.1)
 - Birth asphyxia, unspecified (P21.9)

- Respiratory distress of newborn (P22)
 - Respiratory distress syndrome of newborn (P22.0)
 - Transient tachypnea of newborn (P22.1)
 - Other respiratory distress of newborn (P22.8)
 - Respiratory distress of newborn, unspecified (P22.9)

- Congenital pneumonia (P23)
 - Congenital pneumonia due to viral agent (P23.0)
 - Congenital pneumonia due to Chlamydia (P23.1)
 - Congenital pneumonia due to staphylococcus (P23.2)
 - Congenital pneumonia due to streptococcus, group B (P23.3)

Add Health is directed by Robert A. Hummer and funded by the National Institute on Aging cooperative agreements U01 AG071448 (Hummer) and U01AG071450 (Aiello and Hummer) at the University of North Carolina at Chapel Hill. Waves I-V data are from the Add Health Program Project, grant P01 HD31921 (Harris) from Eunice Kennedy Shriver National Institute of Child Health and Human Development (NICHD), with cooperative funding from 23 other federal agencies and foundations. Add Health was designed by J. Richard Udry, Peter S. Bearman, and Kathleen Mullan Harris at the University of North Carolina at Chapel Hill (<http://www.cpc.unc.edu/addhealth>).

- Congenital pneumonia due to Escherichia coli (P23.4)
- Congenital pneumonia due to Pseudomonas (P23.5)
- Congenital pneumonia due to other bacterial agents (P23.6)
- Congenital pneumonia due to other organisms (P23.8)
- Congenital pneumonia, unspecified (P23.9)

Neonatal aspiration syndromes (P24)

- Neonatal aspiration of meconium (P24.0)
- Neonatal aspiration of amniotic fluid and mucus (P24.1)
- Neonatal aspiration of blood (P24.2)
- Neonatal aspiration of milk and regurgitated food (P24.3)
- Other neonatal aspiration syndromes (P24.8)
- Neonatal aspiration syndrome, unspecified (P24.9)

Interstitial emphysema and related conditions originating in the perinatal period (P25)

- Interstitial emphysema originating in the perinatal period (P25.0)
- Pneumothorax originating in the perinatal period (P25.1)
- Pneumomediastinum originating in the perinatal period (P25.2)
- Pneumopericardium originating in the perinatal period (P25.3)
- Other conditions related to interstitial emphysema originating in the perinatal period (P25.8)

Pulmonary hemorrhage originating in the perinatal period (P26)

- Tracheobronchial hemorrhage originating in the perinatal period (P26.0)
- Massive pulmonary hemorrhage originating in the perinatal period (P26.1)
- Other pulmonary hemorrhages originating in the perinatal period (P26.8)
- Unspecified pulmonary hemorrhage originating in the perinatal period (P26.9)

Chronic respiratory disease originating in the perinatal period (P27)

- Wilson-Mikity syndrome (P27.0)
- Bronchopulmonary dysplasia originating in the perinatal period (P27.1)
- Other chronic respiratory diseases originating in the perinatal period (P27.8)
- Unspecified chronic respiratory disease originating in the perinatal period (P27.9)

Other respiratory conditions originating in the perinatal period (P28)

- Primary atelectasis of newborn (P28.0)
- Other and unspecified atelectasis of newborn (P28.1)
- Cyanotic attacks of newborn (P28.2)
- Primary sleep apnea of newborn (P28.3)
- Other apnea of newborn (P28.4)
- Respiratory failure of newborn (P28.5)
- Other specified respiratory conditions of newborn (P28.8)
- Respiratory condition of newborn, unspecified (P28.9)

Cardiovascular disorders originating in the perinatal period (P29)

- Neonatal cardiac failure (P29.0)
- Neonatal cardiac dysrhythmia (P29.1)
- Neonatal hypertension (P29.2)
- Persistent fetal circulation (P29.3)
- Transient myocardial ischemia of newborn (P29.4)
- Other cardiovascular disorders originating in the perinatal period (P29.8)
- Cardiovascular disorder originating in the perinatal period, unspecified (P29.9)

Infections specific to the perinatal period (P35-P39)

Congenital viral diseases (P35)

- Congenital rubella syndrome (P35.0)
- Congenital cytomegalovirus infection (P35.1)
- Congenital herpes-viral [herpes simplex] infection (P35.2)

Add Health is directed by Robert A. Hummer and funded by the National Institute on Aging cooperative agreements U01 AG071448 (Hummer) and U01AG071450 (Aiello and Hummer) at the University of North Carolina at Chapel Hill. Waves I-V data are from the Add Health Program Project, grant P01 HD31921 (Harris) from Eunice Kennedy Shriver National Institute of Child Health and Human Development (NICHD), with cooperative funding from 23 other federal agencies and foundations. Add Health was designed by J. Richard Udry, Peter S. Bearman, and Kathleen Mullan Harris at the University of North Carolina at Chapel Hill (<http://www.cpc.unc.edu/addhealth>).

Congenital viral hepatitis (P35.3)
Other congenital viral diseases (P35.8)
Congenital viral disease, unspecified (P35.9)

Bacterial sepsis of newborn (P36)

Sepsis of newborn due to streptococcus, group B (P36.0)
Sepsis of newborn due to other and unspecified streptococci (P36.1)
Sepsis of newborn due to Staphylococcus aureus (P36.2)
Sepsis of newborn due to other and unspecified staphylococci (P36.3)
Sepsis of newborn due to Escherichia coli (P36.4)
Sepsis of newborn due to anaerobes (P36.5)
Other bacterial sepsis of newborn (P36.8)
Bacterial sepsis of newborn, unspecified (P36.9)

Other congenital infectious and parasitic diseases (P37)

Congenital tuberculosis (P37.0)
Congenital toxoplasmosis (P37.1)
Neonatal (disseminated) listeriosis (P37.2)
Congenital falciparum malaria (P37.3)
Other congenital malaria (P37.4)
Neonatal candidiasis (P37.5)
Other specified congenital infectious and parasitic diseases (P37.8)
Congenital infectious or parasitic disease, unspecified (P37.9)

Omphalitis of newborn with or without mild hemorrhage (P38)

Other infections specific to the perinatal period (P39)

Neonatal infective mastitis (P39.0)
Neonatal conjunctivitis and dacryocystitis (P39.1)
Intra-amniotic infection of fetus, not elsewhere classified (P39.2)
Neonatal urinary tract infection (P39.3)
Neonatal skin infection (P39.4)
Other specified infections specific to the perinatal period (P39.8)
Infection specific to the perinatal period, unspecified (P39.9)

Hemorrhagic and hematological disorders of fetus and newborn (P50-P61)

Fetal blood loss (P50)

Fetal blood loss from vasa previa (P50.0)
Fetal blood loss from ruptured cord (P50.1)
Fetal blood loss from placenta (P50.2)
Hemorrhage into co-twin (P50.3)
Hemorrhage into maternal circulation (P50.4)
Fetal blood loss from cut end of co-twin's cord (P50.5)
Other fetal blood loss (P50.8)
Fetal blood loss, unspecified (P50.9)

Umbilical hemorrhage of newborn (P51)

Massive umbilical hemorrhage of newborn (P51.0)
Other umbilical hemorrhages of newborn (P51.8)
Umbilical hemorrhage of newborn, unspecified (P51.9)

Intracranial nontraumatic hemorrhage of fetus and newborn (P52)

Intraventricular (nontraumatic) hemorrhage, grade 1, of newborn (P52.0)
Intraventricular (nontraumatic) hemorrhage, grade 2, of newborn (P52.1)
Intraventricular (nontraumatic) hemorrhage, grade 3, of newborn (P52.2)
Unspecified intraventricular (nontraumatic) hemorrhage of newborn (P52.3)
Intracerebral (nontraumatic) hemorrhage of newborn (P52.4)

Add Health is directed by Robert A. Hummer and funded by the National Institute on Aging cooperative agreements U01 AG071448 (Hummer) and U01AG071450 (Aiello and Hummer) at the University of North Carolina at Chapel Hill. Waves I-V data are from the Add Health Program Project, grant P01 HD31921 (Harris) from Eunice Kennedy Shriver National Institute of Child Health and Human Development (NICHD), with cooperative funding from 23 other federal agencies and foundations. Add Health was designed by J. Richard Udry, Peter S. Bearman, and Kathleen Mullan Harris at the University of North Carolina at Chapel Hill (<http://www.cpc.unc.edu/addhealth>).

- Subarachnoid (nontraumatic) hemorrhage of newborn (P52.5)
- Cerebellar (nontraumatic) and posterior fossa hemorrhage of newborn (P52.6)
- Other intracranial (nontraumatic) hemorrhages of newborn (P52.8)
- Intracranial (nontraumatic) hemorrhage of newborn, unspecified (P52.9)

Hemorrhagic disease of newborn (P53)

Other neonatal hemorrhages (P54)

- Neonatal hematemesis (P54.0)
- Neonatal melena (P54.1)
- Neonatal rectal hemorrhage (P54.2)
- Other neonatal gastrointestinal hemorrhage (P54.3)
- Neonatal adrenal hemorrhage (P54.4)
- Neonatal cutaneous hemorrhage (P54.5)
- Neonatal vaginal hemorrhage (P54.6)
- Other specified neonatal hemorrhages (P54.8)
- Neonatal hemorrhage, unspecified (P54.9)

Hemolytic disease of fetus and newborn (P55)

- Rh isoimmunization of newborn (P55.0)
- ABO isoimmunization of newborn (P55.1)
- Other hemolytic diseases of newborn (P55.8)
- Hemolytic disease of newborn, unspecified (P55.9)

Hydrops fetalis due to hemolytic disease (P56)

- Hydrops fetalis due to isoimmunization (P56.0)
- Hydrops fetalis due to other and unspecified hemolytic disease (P56.9)

Kernicterus (P57)

- Kernicterus due to isoimmunization (P57.0)
- Other specified kernicterus (P57.8)
- Kernicterus, unspecified (P57.9)

Neonatal jaundice due to other excessive hemolysis (P58)

- Neonatal jaundice due to bruising (P58.0)
- Neonatal jaundice due to bleeding (P58.1)
- Neonatal jaundice due to infection (P58.2)
- Neonatal jaundice due to polycythemia (P58.3)
- Neonatal jaundice due to drugs or toxins transmitted from mother or given to newborn (P58.4)
- Neonatal jaundice due to swallowed maternal blood (P58.5)
- Neonatal jaundice due to other specified excessive hemolysis (P58.8)
- Neonatal jaundice due to excessive hemolysis, unspecified (P58.9)

Neonatal jaundice from other and unspecified causes (P59)

- Neonatal jaundice associated with preterm delivery (P59.0)
- Inspissated bile syndrome (P59.1)
- Neonatal jaundice from other and unspecified hepatocellular damage (P59.2)
- Neonatal jaundice from breast milk inhibitor (P59.3)
- Neonatal jaundice from other specified causes (P59.8)
- Neonatal jaundice, unspecified (P59.9)

Disseminated intravascular coagulation of newborn (P60)

Other perinatal hematological disorders (P61)

- Transient neonatal thrombocytopenia (P61.0)
- Polycythemia neonatorum (P61.1)
- Anemia of prematurity (P61.2)
- Congenital anemia from fetal blood loss (P61.3)

Add Health is directed by Robert A. Hummer and funded by the National Institute on Aging cooperative agreements U01 AG071448 (Hummer) and U01AG071450 (Aiello and Hummer) at the University of North Carolina at Chapel Hill. Waves I-V data are from the Add Health Program Project, grant P01 HD31921 (Harris) from Eunice Kennedy Shriver National Institute of Child Health and Human Development (NICHD), with cooperative funding from 23 other federal agencies and foundations. Add Health was designed by J. Richard Udry, Peter S. Bearman, and Kathleen Mullan Harris at the University of North Carolina at Chapel Hill (<http://www.cpc.unc.edu/addhealth>).

Other congenital anemias, not elsewhere classified (P61.4)
Transient neonatal neutropenia (P61.5)
Other transient neonatal disorders of coagulation (P61.6)
Other specified perinatal hematological disorders (P61.8)
Perinatal hematological disorder, unspecified (P61.9)

Transitory endocrine and metabolic disorders specific to newborn (P70-P74)

Transitory disorders of carbohydrate metabolism specific to newborn (P70)
 Syndrome of infant of mother with gestational diabetes (P70.0)
 Syndrome of infant of a diabetic mother (P70.1)
 Neonatal diabetes mellitus (P70.2)
 Iatrogenic neonatal hypoglycemia (P70.3)
 Other neonatal hypoglycemia (P70.4)
 Other transitory disorders of carbohydrate metabolism of newborn (P70.8)
 Transitory disorder of carbohydrate metabolism of newborn, unspecified (P70.9)

Transitory neonatal disorders of calcium and magnesium metabolism (P71)
 Cow's milk hypocalcemia in newborn (P71.0)
 Other neonatal hypocalcemia (P71.1)
 Neonatal hypomagnesemia (P71.2)
 Neonatal tetany without calcium or magnesium deficiency (P71.3)
 Transitory neonatal hypoparathyroidism (P71.4)
 Other transitory neonatal disorders of calcium and magnesium metabolism (P71.8)
 Transitory neonatal disorder of calcium and magnesium metabolism, unspecified (P71.9)

Other transitory neonatal endocrine disorders (P72)
 Neonatal goiter, not elsewhere classified (P72.0)
 Transitory neonatal hyperthyroidism (P72.1)
 Other transitory neonatal disorders of thyroid function, not elsewhere classified (P72.2)
 Other specified transitory neonatal endocrine disorders (P72.8)
 Transitory neonatal endocrine disorder, unspecified (P72.9)

Other transitory neonatal electrolyte and metabolic disturbances (P74)
 Late metabolic acidosis of newborn (P74.0)
 Dehydration of newborn (P74.1)
 Disturbances of sodium balance of newborn (P74.2)
 Disturbances of potassium balance of newborn (P74.3)
 Other transitory electrolyte disturbances of newborn (P74.4)
 Transitory tyrosinemia of newborn (P74.5)
 Other transitory metabolic disturbances of newborn (P74.8)
 Transitory metabolic disturbance of newborn, unspecified (P74.9)

Digestive system disorders of newborn (P76-P78)

Other intestinal obstruction of newborn (P76)
 Meconium plug syndrome (P76.0)
 Transitory ileus of newborn (P76.1)
 Intestinal obstruction due to inspissated milk (P76.2)
 Other specified intestinal obstruction of newborn (P76.8)
 Intestinal obstruction of newborn, unspecified (P76.9)

Necrotizing enterocolitis of newborn (P77)

Other perinatal digestive system disorders (P78)
 Perinatal intestinal perforation (P78.0)
 Other neonatal peritonitis (P78.1)
 Neonatal hematemesis and melena due to swallowed maternal blood (P78.2)

Add Health is directed by Robert A. Hummer and funded by the National Institute on Aging cooperative agreements U01 AG071448 (Hummer) and U01AG071450 (Aiello and Hummer) at the University of North Carolina at Chapel Hill. Waves I-V data are from the Add Health Program Project, grant P01 HD31921 (Harris) from Eunice Kennedy Shriver National Institute of Child Health and Human Development (NICHD), with cooperative funding from 23 other federal agencies and foundations. Add Health was designed by J. Richard Udry, Peter S. Bearman, and Kathleen Mullan Harris at the University of North Carolina at Chapel Hill (<http://www.cpc.unc.edu/addhealth>).

Noninfective neonatal diarrhea (P78.3)
Other specified perinatal digestive system disorders (P78.8)
Perinatal digestive system disorder, unspecified (P78.9)

Conditions involving the integument and temperature regulation of newborn (P80-P83)

Hypothermia of newborn (P80)
Cold injury syndrome (P80.0)
Other hypothermia of newborn (P80.8)
Hypothermia of newborn, unspecified (P80.9)

Other disturbances of temperature regulation of newborn (P81)
Environmental hyperthermia of newborn (P81.0)
Other specified disturbances of temperature regulation of newborn (P81.8)
Disturbance of temperature regulation of newborn, unspecified (P81.9)

Other conditions of integument specific to newborn (P83)
Sclerema neonatorum (P83.0)
Neonatal erythema toxicum (P83.1)
Hydrops fetalis not due to hemolytic disease (P83.2)
Other and unspecified edema specific to newborn (P83.3)
Breast engorgement of newborn (P83.4)
Congenital hydrocele (P83.5)
Umbilical polyp of newborn (P83.6)
Other specified conditions of integument specific to newborn (P83.8)
Condition of integument specific to newborn, unspecified (P83.9)

Other disorders originating in the perinatal period (P90-P96)

Convulsions of newborn (P90)

Other disturbances of cerebral status of newborn (P91)
Neonatal cerebral ischemia (P91.0)
Acquired periventricular cysts of newborn (P91.1)
Neonatal cerebral leukomalacia (P91.2)
Neonatal cerebral irritability (P91.3)
Neonatal cerebral depression (P91.4)
Neonatal coma (P91.5)
Other specified disturbances of cerebral status of newborn (P91.8)
Disturbance of cerebral status of newborn, unspecified (P91.9)

Feeding problems of newborn (P92)
Vomiting in newborn (P92.0)
Regurgitation and rumination in newborn (P92.1)
Slow feeding of newborn (P92.2)
Underfeeding of newborn (P92.3)
Overfeeding of newborn (P92.4)
Neonatal difficulty in feeding at breast (P92.5)
Other feeding problems of newborn (P92.8)
Feeding problem of newborn, unspecified (P92.9)

Reactions and intoxications due to drugs administered to newborn (P93)

Disorders of muscle tone of newborn (P94)
Transient neonatal myasthenia gravis (P94.0)
Congenital hypertonia (P94.1)
Congenital hypotonia (P94.2)
Other disorders of muscle tone of newborn (P94.8)

Add Health is directed by Robert A. Hummer and funded by the National Institute on Aging cooperative agreements U01 AG071448 (Hummer) and U01AG071450 (Aiello and Hummer) at the University of North Carolina at Chapel Hill. Waves I-V data are from the Add Health Program Project, grant P01 HD31921 (Harris) from Eunice Kennedy Shriver National Institute of Child Health and Human Development (NICHD), with cooperative funding from 23 other federal agencies and foundations. Add Health was designed by J. Richard Udry, Peter S. Bearman, and Kathleen Mullan Harris at the University of North Carolina at Chapel Hill (<http://www.cpc.unc.edu/addhealth>).

Disorder of muscle tone of newborn, unspecified (P94.9)

Other conditions originating in the perinatal period (P96)

Congenital renal failure (P96.0)

Neonatal withdrawal symptoms from maternal use of drugs of addiction (P96.1)

Withdrawal symptoms from therapeutic use of drugs in newborn (P96.2)

Wide cranial sutures of newborn (P96.3)

Termination of pregnancy, fetus, and newborn (P96.4)

Complications of intrauterine procedures, not elsewhere classified (P96.5)

Other specified conditions originating in the perinatal period (P96.8)

Condition originating in the perinatal period, unspecified (P96.9)

XVII. Congenital malformations, deformations and chromosomal abnormalities (Q00-Q99)

Congenital malformations of the nervous system (Q00-Q07)

Anencephaly and similar malformations (Q00)

Anencephaly (Q00.0)

Craniorachischisis (Q00.1)

Iniencephaly (Q00.2)

Encephalocele (Q01)

Frontal encephalocele (Q01.0)

Nasofrontal encephalocele (Q01.1)

Occipital encephalocele (Q01.2)

Encephalocele of other sites (Q01.8)

Encephalocele, unspecified (Q01.9)

Microcephaly (Q02)

Congenital hydrocephalus (Q03)

Malformations of aqueduct of Sylvius (Q03.0)

Atresia of foramina of Magendie and Luschka (Q03.1)

Other congenital hydrocephalus (Q03.8)

Congenital hydrocephalus, unspecified (Q03.9)

Other congenital malformations of brain (Q04)

Congenital malformations of corpus callosum (Q04.0)

Arhinencephaly (Q04.1)

Holoprosencephaly (Q04.2)

Other reduction deformities of brain (Q04.3)

Septo-optic dysplasia (Q04.4)

Megalencephaly (Q04.5)

Congenital cerebral cysts (Q04.6)

Other specified congenital malformations of brain (Q04.8)

Congenital malformation of brain, unspecified (Q04.9)

Spina bifida (Q05)

Cervical spina bifida with hydrocephalus (Q05.0)

Thoracic spina bifida with hydrocephalus (Q05.1)

Lumbar spina bifida with hydrocephalus (Q05.2)

Sacral spina bifida with hydrocephalus (Q05.3)

Unspecified spina bifida with hydrocephalus (Q05.4)

Cervical spina bifida without hydrocephalus (Q05.5)

Thoracic spina bifida without hydrocephalus (Q05.6)

Lumbar spina bifida without hydrocephalus (Q05.7)

Sacral spina bifida without hydrocephalus (Q05.8)

Spina bifida, unspecified (Q05.9)

Add Health is directed by Robert A. Hummer and funded by the National Institute on Aging cooperative agreements U01 AG071448 (Hummer) and U01AG071450 (Aiello and Hummer) at the University of North Carolina at Chapel Hill. Waves I-V data are from the Add Health Program Project, grant P01 HD31921 (Harris) from Eunice Kennedy Shriver National Institute of Child Health and Human Development (NICHD), with cooperative funding from 23 other federal agencies and foundations. Add Health was designed by J. Richard Udry, Peter S. Bearman, and Kathleen Mullan Harris at the University of North Carolina at Chapel Hill (<http://www.cpc.unc.edu/addhealth>).

Other congenital malformations of spinal cord (Q06)
Amyelia (Q06.0)
Hypoplasia and dysplasia of spinal cord (Q06.1)
Diastematomyelia (Q06.2)
Other congenital cauda equina malformations (Q06.3)
Hydromyelia (Q06.4)
Other specified congenital malformations of spinal cord (Q06.8)
Congenital malformation of spinal cord, unspecified (Q06.9)

Other congenital malformations of nervous system (Q07)
Arnold-Chiari syndrome (Q07.0)
Other specified congenital malformations of nervous system (Q07.8)
Congenital malformation of nervous system, unspecified (Q07.9)

Congenital malformations of eye, ear, face and neck (Q10-Q18)

Congenital malformations of eyelid, lacrimal apparatus, and orbit (Q10)
Congenital ptosis (Q10.0)
Congenital ectropion (Q10.1)
Congenital entropion (Q10.2)
Other congenital malformations of eyelid (Q10.3)
Absence and agenesis of lacrimal apparatus (Q10.4)
Congenital stenosis and stricture of lacrimal duct (Q10.5)
Other congenital malformations of lacrimal apparatus (Q10.6)
Congenital malformation of orbit (Q10.7)

Anophthalmos, microphthalmos, and macropthalmos (Q11)
Cystic eyeball (Q11.0)
Other anophthalmos (Q11.1)
Microphthalmos (Q11.2)
Macropthalmos (Q11.3)

Congenital lens malformations (Q12)
Congenital cataract (Q12.0)
Congenital displaced lens (Q12.1)
Coloboma of lens (Q12.2)
Congenital aphakia (Q12.3)
Spherophakia (Q12.4)
Other congenital lens malformations (Q12.8)
Congenital lens malformation, unspecified (Q12.9)

Congenital malformations of anterior segment of eye (Q13)
Coloboma of iris (Q13.0)
Absence of iris (Q13.1)
Other congenital malformations of iris (Q13.2)
Congenital corneal opacity (Q13.3)
Other congenital corneal malformations (Q13.4)
Blue sclera (Q13.5)
Other congenital malformations of anterior segment of eye (Q13.8)
Congenital malformation of anterior segment of eye, unspecified (Q13.9)

Congenital malformations of posterior segment of eye (Q14)
Congenital malformation of vitreous humour (Q14.0)
Congenital malformation of retina (Q14.1)
Congenital malformation of optic disc (Q14.2)
Congenital malformation of choroid (Q14.3)
Other congenital malformations of posterior segment of eye (Q14.8)

Add Health is directed by Robert A. Hummer and funded by the National Institute on Aging cooperative agreements U01 AG071448 (Hummer) and U01AG071450 (Aiello and Hummer) at the University of North Carolina at Chapel Hill. Waves I-V data are from the Add Health Program Project, grant P01 HD31921 (Harris) from Eunice Kennedy Shriver National Institute of Child Health and Human Development (NICHD), with cooperative funding from 23 other federal agencies and foundations. Add Health was designed by J. Richard Udry, Peter S. Bearman, and Kathleen Mullan Harris at the University of North Carolina at Chapel Hill (<http://www.cpc.unc.edu/addhealth>).

Congenital malformation of posterior segment of eye, unspecified (Q14.9)

Other congenital malformations of eye (Q15)

Congenital glaucoma (Q15.0)

Other specified congenital malformations of eye (Q15.8)

Congenital malformation of eye, unspecified (Q15.9)

Congenital malformations of ear causing impairment of hearing (Q16)

Congenital absence of (ear) auricle (Q16.0)

Congenital absence, atresia, and stricture of auditory canal (external) (Q16.1)

Absence of eustachian tube (Q16.2)

Congenital malformation of ear ossicles (Q16.3)

Other congenital malformations of middle ear (Q16.4)

Congenital malformation of inner ear (Q16.5)

Congenital malformation of ear causing impairment of hearing, unspecified (Q16.9)

Other congenital malformations of ear (Q17)

Accessory auricle (Q17.0)

Macrotia (Q17.1)

Microtia (Q17.2)

Other misshapen ear (Q17.3)

Misplaced ear (Q17.4)

Prominent ear (Q17.5)

Other specified congenital malformations of ear (Q17.8)

Congenital malformation of ear, unspecified (Q17.9)

Other congenital malformations of face and neck (Q18)

Sinus, fistula, and cyst of branchial cleft (Q18.0)

Preauricular sinus and cyst (Q18.1)

Other branchial cleft malformations (Q18.2)

Webbing of neck (Q18.3)

Macrostomia (Q18.4)

Microstomia (Q18.5)

Macrocheilia (Q18.6)

Microcheilia (Q18.7)

Other specified congenital malformations of face and neck (Q18.8)

Congenital malformation of face and neck, unspecified (Q18.9)

Congenital malformations of the circulatory system (Q20-Q28)

Congenital malformations of cardiac chambers and connections (Q20)

Common arterial trunk (Q20.0)

Double outlet right ventricle (Q20.1)

Double outlet left ventricle (Q20.2)

Discordant ventriculoarterial connection (Q20.3)

Double inlet ventricle (Q20.4)

Discordant atrioventricular connection (Q20.5)

Isomerism of atrial appendages (Q20.6)

Other congenital malformations of cardiac chambers and connections (Q20.8)

Congenital malformation of cardiac chambers and connections, unspecified (Q20.9)

Congenital malformations of cardiac septa (Q21)

Ventricular septal defect (Q21.0)

Atrial septal defect (Q21.1)

Atrioventricular septal defect (Q21.2)

Tetralogy of Fallot (Q21.3)

Aortopulmonary septal defect (Q21.4)

Other congenital malformations of cardiac septa (Q21.8)

Add Health is directed by Robert A. Hummer and funded by the National Institute on Aging cooperative agreements U01 AG071448 (Hummer) and U01AG071450 (Aiello and Hummer) at the University of North Carolina at Chapel Hill. Waves I-V data are from the Add Health Program Project, grant P01 HD31921 (Harris) from Eunice Kennedy Shriver National Institute of Child Health and Human Development (NICHD), with cooperative funding from 23 other federal agencies and foundations. Add Health was designed by J. Richard Udry, Peter S. Bearman, and Kathleen Mullan Harris at the University of North Carolina at Chapel Hill (<http://www.cpc.unc.edu/addhealth>).

Congenital malformation of cardiac septum, unspecified (Q21.9)

Congenital malformations of pulmonary and tricuspid valves (Q22)

- Pulmonary valve atresia (Q22.0)
- Congenital pulmonary valve stenosis (Q22.1)
- Congenital pulmonary valve insufficiency (Q22.2)
- Other congenital malformations of pulmonary valve (Q22.3)
- Congenital tricuspid stenosis (Q22.4)
- Ebstein's anomaly (Q22.5)
- Hypoplastic right heart syndrome (Q22.6)
- Other congenital malformations of tricuspid valve (Q22.8)
- Congenital malformation of tricuspid valve, unspecified (Q22.9)

Congenital malformations of aortic and mitral valves (Q23)

- Congenital stenosis of aortic valve (Q23.0)
- Congenital insufficiency of aortic valve (Q23.1)
- Congenital mitral stenosis (Q23.2)
- Congenital mitral insufficiency (Q23.3)
- Hypoplastic left heart syndrome (Q23.4)
- Other congenital malformations of aortic and mitral valves (Q23.8)
- Congenital malformation of aortic and mitral valves, unspecified (Q23.9)

Other congenital malformations of heart (Q24)

- Dextrocardia (Q24.0)
- Levocardia (Q24.1)
- Cor triatriatum (Q24.2)
- Pulmonary infundibular stenosis (Q24.3)
- Congenital subaortic stenosis (Q24.4)
- Malformation of coronary vessels (Q24.5)
- Congenital heart block (Q24.6)
- Other specified congenital malformations of heart (Q24.8)
- Congenital malformation of the heart, unspecified (Q24.9)

Congenital malformations of great arteries (Q25)

- Patent ductus arteriosus (Q25.0)
- Coarctation of aorta (Q25.1)
- Atresia of aorta (Q25.2)
- Stenosis of aorta (Q25.3)
- Other congenital malformations of aorta (Q25.4)
- Atresia of pulmonary artery (Q25.5)
- Stenosis of pulmonary artery (Q25.6)
- Other congenital malformations of pulmonary artery (Q25.7)
- Other congenital malformations of great arteries (Q25.8)
- Congenital malformation of great arteries, unspecified (Q25.9)

Congenital malformations of great veins (Q26)

- Congenital stenosis of vena cava (Q26.0)
- Persistent left superior vena cava (Q26.1)
- Total anomalous pulmonary venous connection (Q26.2)
- Partial anomalous pulmonary venous connection (Q26.3)
- Anomalous pulmonary venous connection, unspecified (Q26.4)
- Anomalous portal venous connection (Q26.5)
- Portal vein-hepatic artery fistula (Q26.6)
- Other congenital malformations of great veins (Q26.8)
- Congenital malformation of great vein, unspecified (Q26.9)

Other congenital malformations of peripheral vascular system (Q27)

- Congenital absence and hypoplasia of umbilical artery (Q27.0)

Add Health is directed by Robert A. Hummer and funded by the National Institute on Aging cooperative agreements U01 AG071448 (Hummer) and U01AG071450 (Aiello and Hummer) at the University of North Carolina at Chapel Hill. Waves I-V data are from the Add Health Program Project, grant P01 HD31921 (Harris) from Eunice Kennedy Shriver National Institute of Child Health and Human Development (NICHD), with cooperative funding from 23 other federal agencies and foundations. Add Health was designed by J. Richard Udry, Peter S. Bearman, and Kathleen Mullan Harris at the University of North Carolina at Chapel Hill (<http://www.cpc.unc.edu/addhealth>).

- Congenital renal artery stenosis (Q27.1)
- Other congenital malformations of renal artery (Q27.2)
- Peripheral arteriovenous malformation (Q27.3)
- Congenital phlebectasia (Q27.4)
- Other specified congenital malformations of peripheral vascular system (Q27.8)
- Congenital malformation of peripheral vascular system, unspecified (Q27.9)

- Other congenital malformations of circulatory system (Q28)
 - Arteriovenous malformation of precerebral vessels (Q28.0)
 - Other malformations of precerebral vessels (Q28.1)
 - Arteriovenous malformation of cerebral vessels (Q28.2)
 - Other malformations of cerebral vessels (Q28.3)
 - Other specified congenital malformations of circulatory system (Q28.8)
 - Congenital malformation of circulatory system, unspecified (Q28.9)

Congenital malformations of the respiratory system (Q30-Q34)

- Congenital malformations of nose (Q30)
 - Choanal atresia (Q30.0)
 - Agenesis and underdevelopment of nose (Q30.1)
 - Fissured, notched, and cleft nose (Q30.2)
 - Congenital perforated nasal septum (Q30.3)
 - Other congenital malformations of nose (Q30.8)
 - Congenital malformation of nose, unspecified (Q30.9)

- Congenital malformations of larynx (Q31)
 - Web of larynx (Q31.0)
 - Congenital subglottic stenosis (Q31.1)
 - Laryngeal hypoplasia (Q31.2)
 - Laryngocele (Q31.3)
 - Congenital laryngeal stridor (Q31.4)
 - Other congenital malformations of larynx (Q31.8)
 - Congenital malformation of larynx, unspecified (Q31.9)

- Congenital malformations of trachea and bronchus (Q32)
 - Congenital tracheomalacia (Q32.0)
 - Other congenital malformations of trachea (Q32.1)
 - Congenital bronchomalacia (Q32.2)
 - Congenital stenosis of bronchus (Q32.3)
 - Other congenital malformations of bronchus (Q32.4)

- Congenital malformations of lung (Q33)
 - Congenital cystic lung (Q33.0)
 - Accessory lobe of lung (Q33.1)
 - Sequestration of lung (Q33.2)
 - Agenesis of lung (Q33.3)
 - Congenital bronchiectasis (Q33.4)
 - Ectopic tissue in lung (Q33.5)
 - Hypoplasia and dysplasia of lung (Q33.6)
 - Other congenital malformations of lung (Q33.8)
 - Congenital malformation of lung, unspecified (Q33.9)

- Other congenital malformations of respiratory system (Q34)
 - Anomaly of pleura (Q34.0)
 - Congenital cyst of mediastinum (Q34.1)
 - Other specified congenital malformations of respiratory system (Q34.8)
 - Congenital malformation of respiratory system, unspecified (Q34.9)

Add Health is directed by Robert A. Hummer and funded by the National Institute on Aging cooperative agreements U01 AG071448 (Hummer) and U01AG071450 (Aiello and Hummer) at the University of North Carolina at Chapel Hill. Waves I-V data are from the Add Health Program Project, grant P01 HD31921 (Harris) from Eunice Kennedy Shriver National Institute of Child Health and Human Development (NICHD), with cooperative funding from 23 other federal agencies and foundations. Add Health was designed by J. Richard Udry, Peter S. Bearman, and Kathleen Mullan Harris at the University of North Carolina at Chapel Hill (<http://www.cpc.unc.edu/addhealth>).

Cleft lip and cleft palate (Q35-Q37)

Cleft palate (Q35)

- Cleft hard palate (Q35.1)
- Cleft soft palate (Q35.3)
- Cleft hard palate with cleft soft palate (Q35.5)
- Cleft palate, medial (Q35.6)
- Cleft uvula (Q35.7)
- Cleft palate, unspecified (Q35.9)

Cleft lip (Q36)

- Cleft lip, bilateral (Q36.0)
- Cleft lip, medial (Q36.1)
- Cleft lip, unilateral (Q36.9)

Cleft palate with cleft lip (Q37)

- Cleft hard palate with bilateral cleft lip (Q37.0)
- Cleft hard palate with unilateral cleft lip (Q37.1)
- Cleft soft palate with bilateral cleft lip (Q37.2)
- Cleft soft palate with unilateral cleft lip (Q37.3)
- Cleft hard and soft palate with bilateral cleft lip (Q37.4)
- Cleft hard and soft palate with unilateral cleft lip (Q37.5)
- Unspecified cleft palate with bilateral cleft lip (Q37.8)
- Unspecified cleft palate with unilateral cleft lip (Q37.9)

Other congenital malformations of the digestive system (Q38-Q45)

Other congenital malformations of tongue, mouth and pharynx (Q38)

- Congenital malformations of lips, not elsewhere classified (Q38.0)
- Ankyloglossia (Q38.1)
- Macroglossia (Q38.2)
- Other congenital malformations of tongue (Q38.3)
- Congenital malformations of salivary glands and ducts (Q38.4)
- Congenital malformations of palate, not elsewhere classified (Q38.5)
- Other congenital malformations of mouth (Q38.6)
- Pharyngeal pouch (Q38.7)
- Other congenital malformations of pharynx (Q38.8)

Congenital malformations of esophagus (Q39)

- Atresia of esophagus without fistula (Q39.0)
- Atresia of esophagus with tracheoesophageal fistula (Q39.1)
- Congenital tracheoesophageal fistula without atresia (Q39.2)
- Congenital stenosis and stricture of esophagus (Q39.3)
- Esophageal web (Q39.4)
- Congenital dilatation of esophagus (Q39.5)
- Diverticulum of esophagus (Q39.6)
- Other congenital malformations of esophagus (Q39.8)
- Congenital malformation of esophagus, unspecified (Q39.9)

Other congenital malformations of upper alimentary tract (Q40)

- Congenital hypertrophic pyloric stenosis (Q40.0)
- Congenital hiatus hernia (Q40.1)
- Other specified congenital malformations of stomach (Q40.2)
- Congenital malformation of stomach, unspecified (Q40.3)
- Other specified congenital malformations of upper alimentary tract (Q40.8)
- Congenital malformation of upper alimentary tract, unspecified (Q40.9)

Congenital absence, atresia, and stenosis of small intestine (Q41)

Add Health is directed by Robert A. Hummer and funded by the National Institute on Aging cooperative agreements U01 AG071448 (Hummer) and U01AG071450 (Aiello and Hummer) at the University of North Carolina at Chapel Hill. Waves I-V data are from the Add Health Program Project, grant P01 HD31921 (Harris) from Eunice Kennedy Shriver National Institute of Child Health and Human Development (NICHD), with cooperative funding from 23 other federal agencies and foundations. Add Health was designed by J. Richard Udry, Peter S. Bearman, and Kathleen Mullan Harris at the University of North Carolina at Chapel Hill (<http://www.cpc.unc.edu/addhealth>).

Congenital absence, atresia, and stenosis of duodenum (Q41.0)
Congenital absence, atresia, and stenosis of jejunum (Q41.1)
Congenital absence, atresia, and stenosis of ileum (Q41.2)
Congenital absence, atresia, and stenosis of other specified parts of small intestine (Q41.8)
Congenital absence, atresia, and stenosis of small intestine, part unspecified (Q41.9)

Congenital absence, atresia, and stenosis of large intestine (Q42)
Congenital absence, atresia, and stenosis of rectum with fistula (Q42.0)
Congenital absence, atresia, and stenosis of rectum without fistula (Q42.1)
Congenital absence, atresia, and stenosis of anus with fistula (Q42.2)
Congenital absence, atresia, and stenosis of anus without fistula (Q42.3)
Congenital absence, atresia, and stenosis of other parts of large intestine (Q42.8)
Congenital absence, atresia, and stenosis of large intestine, part unspecified (Q42.9)

Other congenital malformations of intestine (Q43)
Meckel's diverticulum (Q43.0)
Hirschsprung's disease (Q43.1)
Other congenital functional disorders of colon (Q43.2)
Congenital malformations of intestinal fixation (Q43.3)
Duplication of intestine (Q43.4)
Ectopic anus (Q43.5)
Congenital fistula of rectum and anus (Q43.6)
Persistent cloaca (Q43.7)
Other specified congenital malformations of intestine (Q43.8)
Congenital malformation of intestine, unspecified (Q43.9)

Congenital malformations of gallbladder, bile ducts, and liver (Q44)
Agenesis, aplasia, and hypoplasia of gallbladder (Q44.0)
Other congenital malformations of gallbladder (Q44.1)
Atresia of bile ducts (Q44.2)
Congenital stenosis and stricture of bile ducts (Q44.3)
Choledochal cyst (Q44.4)
Other congenital malformations of bile ducts (Q44.5)
Cystic disease of liver (Q44.6)
Other congenital malformations of liver (Q44.7)

Other congenital malformations of digestive system (Q45)
Agenesis, aplasia, and hypoplasia of pancreas (Q45.0)
Annular pancreas (Q45.1)
Congenital pancreatic cyst (Q45.2)
Other congenital malformations of pancreas and pancreatic duct (Q45.3)
Other specified congenital malformations of digestive system (Q45.8)
Congenital malformation of digestive system, unspecified (Q45.9)

Congenital malformations of genital organs (Q50-Q56)

Congenital malformations of ovaries, fallopian tubes, and broad ligaments (Q50)
Congenital absence of ovary (Q50.0)
Developmental ovarian cyst (Q50.1)
Congenital torsion of ovary (Q50.2)
Other congenital malformations of ovary (Q50.3)
Embryonic cyst of fallopian tube (Q50.4)
Embryonic cyst of broad ligament (Q50.5)
Other congenital malformations of fallopian tube and broad ligament (Q50.6)

Congenital malformations of uterus and cervix (Q51)
Agenesis and aplasia of uterus (Q51.0)
Doubling of uterus with doubling of cervix and vagina (Q51.1)

Add Health is directed by Robert A. Hummer and funded by the National Institute on Aging cooperative agreements U01 AG071448 (Hummer) and U01AG071450 (Aiello and Hummer) at the University of North Carolina at Chapel Hill. Waves I-V data are from the Add Health Program Project, grant P01 HD31921 (Harris) from Eunice Kennedy Shriver National Institute of Child Health and Human Development (NICHD), with cooperative funding from 23 other federal agencies and foundations. Add Health was designed by J. Richard Udry, Peter S. Bearman, and Kathleen Mullan Harris at the University of North Carolina at Chapel Hill (<http://www.cpc.unc.edu/addhealth>).

- Other doubling of uterus (Q51.2)
- Bicornate uterus (Q51.3)
- Unicornate uterus (Q51.4)
- Agenesis and aplasia of cervix (Q51.5)
- Embryonic cyst of cervix (Q51.6)
- Congenital fistulae between uterus and digestive and urinary tracts (Q51.7)
- Other congenital malformations of uterus and cervix (Q51.8)
- Congenital malformation of uterus and cervix, unspecified (Q51.9)

Other congenital malformations of female genitalia (Q52)

- Congenital absence of vagina (Q52.0)
- Doubling of vagina (Q52.1)
- Congenital rectovaginal fistula (Q52.2)
- Imperforate hymen (Q52.3)
- Other congenital malformations of vagina (Q52.4)
- Fusion of labia (Q52.5)
- Congenital malformation of clitoris (Q52.6)
- Other congenital malformations of vulva (Q52.7)
- Other specified congenital malformations of female genitalia (Q52.8)
- Congenital malformation of female genitalia, unspecified (Q52.9)

Undescended testicle (Q53)

- Ectopic testis (Q53.0)
- Undescended testicle, unilateral (Q53.1)
- Undescended testicle, bilateral (Q53.2)
- Undescended testicle, unspecified (Q53.9)

Hypospadias (Q54)

- Hypospadias, balanic (Q54.0)
- Hypospadias, penile (Q54.1)
- Hypospadias, penoscrotal (Q54.2)
- Hypospadias, perineal (Q54.3)
- Congenital chordee (Q54.4)
- Other hypospadias (Q54.8)
- Hypospadias, unspecified (Q54.9)

Other congenital malformations of male genital organs (Q55)

- Absence and aplasia of testis (Q55.0)
- Hypoplasia of testis and scrotum (Q55.1)
- Other congenital malformations of testis and scrotum (Q55.2)
- Atresia of vas deferens (Q55.3)
- Other congenital malformations of vas deferens, epididymis, seminal vesicles, and prostate (Q55.4)
- Congenital absence and aplasia of penis (Q55.5)
- Other congenital malformations of penis (Q55.6)
- Other specified congenital malformations of male genital organs (Q55.8)
- Congenital malformation of male genital organ, unspecified (Q55.9)

Indeterminate sex and pseudohermaphroditism (Q56)

- Hermaphroditism, not elsewhere classified (Q56.0)
- Male pseudohermaphroditism, not elsewhere classified (Q56.1)
- Female pseudohermaphroditism, not elsewhere classified (Q56.2)
- Pseudohermaphroditism, unspecified (Q56.3)
- Indeterminate sex, unspecified (Q56.4)

Congenital malformations of the urinary system (Q60-Q64)

Renal agenesis and other reduction defects of kidney (Q60)

- Renal agenesis, unilateral (Q60.0)

Add Health is directed by Robert A. Hummer and funded by the National Institute on Aging cooperative agreements U01 AG071448 (Hummer) and U01AG071450 (Aiello and Hummer) at the University of North Carolina at Chapel Hill. Waves I-V data are from the Add Health Program Project, grant P01 HD31921 (Harris) from Eunice Kennedy Shriver National Institute of Child Health and Human Development (NICHD), with cooperative funding from 23 other federal agencies and foundations. Add Health was designed by J. Richard Udry, Peter S. Bearman, and Kathleen Mullan Harris at the University of North Carolina at Chapel Hill (<http://www.cpc.unc.edu/addhealth>).

- Renal agenesis, bilateral (Q60.1)
- Renal agenesis, unspecified (Q60.2)
- Renal hypoplasia, unilateral (Q60.3)
- Renal hypoplasia, bilateral (Q60.4)
- Renal hypoplasia, unspecified (Q60.5)
- Potter's syndrome (Q60.6)

Cystic kidney disease (Q61)

- Congenital single renal cyst (Q61.0)
- Polycystic kidney, infantile type (Q61.1)
- Polycystic kidney, adult type (Q61.2)
- Polycystic kidney, unspecified (Q61.3)
- Renal dysplasia (Q61.4)
- Medullary cystic kidney (Q61.5)
- Other cystic kidney diseases (Q61.8)
- Cystic kidney disease, unspecified (Q61.9)

Congenital obstructive defects of renal pelvis and congenital malformations of ureter (Q62)

- Congenital hydronephrosis (Q62.0)
- Atresia and stenosis of ureter (Q62.1)
- Congenital megaloureter (Q62.2)
- Other obstructive defects of renal pelvis and ureter (Q62.3)
- Agenesis of ureter (Q62.4)
- Duplication of ureter (Q62.5)
- Malposition of ureter (Q62.6)
- Congenital vesico-uretero-renal reflux (Q62.7)
- Other congenital malformations of ureter (Q62.8)

Other congenital malformations of kidney (Q63)

- Accessory kidney (Q63.0)
- Lobulated, fused, and horseshoe kidney (Q63.1)
- Ectopic kidney (Q63.2)
- Hyperplastic and giant kidney (Q63.3)
- Other specified congenital malformations of kidney (Q63.8)
- Congenital malformation of kidney, unspecified (Q63.9)

Other congenital malformations of urinary system (Q64)

- Epispadias (Q64.0)
- Exstrophy of urinary bladder (Q64.1)
- Congenital posterior urethral valves (Q64.2)
- Other atresia and stenosis of urethra and bladder neck (Q64.3)
- Malformation of urachus (Q64.4)
- Congenital absence of bladder and urethra (Q64.5)
- Congenital diverticulum of bladder (Q64.6)
- Other congenital malformations of bladder and urethra (Q64.7)
- Other specified congenital malformations of urinary system (Q64.8)
- Congenital malformation of urinary system, unspecified (Q64.9)

Congenital malformations and deformations of the musculoskeletal system (Q65-Q79)

Congenital deformities of hip (Q65)

- Congenital dislocation of hip, unilateral (Q65.0)
- Congenital dislocation of hip, bilateral (Q65.1)
- Congenital dislocation of hip, unspecified (Q65.2)
- Congenital subluxation of hip, unilateral (Q65.3)
- Congenital subluxation of hip, bilateral (Q65.4)
- Congenital subluxation of hip, unspecified (Q65.5)
- Unstable hip (Q65.6)

Add Health is directed by Robert A. Hummer and funded by the National Institute on Aging cooperative agreements U01 AG071448 (Hummer) and U01AG071450 (Aiello and Hummer) at the University of North Carolina at Chapel Hill. Waves I-V data are from the Add Health Program Project, grant P01 HD31921 (Harris) from Eunice Kennedy Shriver National Institute of Child Health and Human Development (NICHD), with cooperative funding from 23 other federal agencies and foundations. Add Health was designed by J. Richard Udry, Peter S. Bearman, and Kathleen Mullan Harris at the University of North Carolina at Chapel Hill (<http://www.cpc.unc.edu/addhealth>).

Other congenital deformities of hip (Q65.8)
Congenital deformity of hip, unspecified (Q65.9)

Congenital deformities of feet (Q66)

Talipes equinovarus (Q66.0)
Talipes calcaneovarus (Q66.1)
Metatarsus varus (Q66.2)
Other congenital varus deformities of feet (Q66.3)
Talipes calcaneovalgus (Q66.4)
Congenital pes planus (Q66.5)
Other congenital valgus deformities of feet (Q66.6)
Pes cavus (Q66.7)
Other congenital deformities of feet (Q66.8)
Congenital deformity of feet, unspecified (Q66.9)

Congenital musculoskeletal deformities of head, face, spine, and chest (Q67)

Facial asymmetry (Q67.0)
Compression facies (Q67.1)
Dolichocephaly (Q67.2)
Plagiocephaly (Q67.3)
Other congenital deformities of skull, face, and jaw (Q67.4)
Congenital deformity of spine (Q67.5)
Pectus excavatum (Q67.6)
Pectus carinatum (Q67.7)
Other congenital deformities of chest (Q67.8)

Other congenital musculoskeletal deformities (Q68)

Congenital deformity of sternocleidomastoid muscle (Q68.0)
Congenital deformity of hand (Q68.1)
Congenital deformity of knee (Q68.2)
Congenital bowing of femur (Q68.3)
Congenital bowing of tibia and fibula (Q68.4)
Congenital bowing of long bones of leg, unspecified (Q68.5)
Other specified congenital musculoskeletal deformities (Q68.8)

Polydactyly (Q69)

Accessory finger(s) (Q69.0)
Accessory thumb(s) (Q69.1)
Accessory toe(s) (Q69.2)
Polydactyly, unspecified (Q69.9)

Syndactyly (Q70)

Fused fingers (Q70.0)
Webbed fingers (Q70.1)
Fused toes (Q70.2)
Webbed toes (Q70.3)
Polysyndactyly (Q70.4)
Syndactyly, unspecified (Q70.9)

Reduction defects of upper limb (Q71)

Congenital complete absence of upper limb(s) (Q71.0)
Congenital absence of upper arm and forearm with hand present (Q71.1)
Congenital absence of both forearm and hand (Q71.2)
Congenital absence of hand and finger(s) (Q71.3)
Longitudinal reduction defect of radius (Q71.4)
Longitudinal reduction defect of ulna (Q71.5)
Lobster-claw hand (Q71.6)
Other reduction defects of upper limb(s) (Q71.8)

Add Health is directed by Robert A. Hummer and funded by the National Institute on Aging cooperative agreements U01 AG071448 (Hummer) and U01AG071450 (Aiello and Hummer) at the University of North Carolina at Chapel Hill. Waves I-V data are from the Add Health Program Project, grant P01 HD31921 (Harris) from Eunice Kennedy Shriver National Institute of Child Health and Human Development (NICHD), with cooperative funding from 23 other federal agencies and foundations. Add Health was designed by J. Richard Udry, Peter S. Bearman, and Kathleen Mullan Harris at the University of North Carolina at Chapel Hill (<http://www.cpc.unc.edu/addhealth>).

Reduction defect of upper limb, unspecified (Q71.9)

Reduction defects of lower limb (Q72)

- Congenital complete absence of lower limb(s) (Q72.0)
- Congenital absence of thigh and lower leg with foot present (Q72.1)
- Congenital absence of both lower leg and foot (Q72.2)
- Congenital absence of foot and toe(s) (Q72.3)
- Longitudinal reduction defect of femur (Q72.4)
- Longitudinal reduction defect of tibia (Q72.5)
- Longitudinal reduction defect of fibula (Q72.6)
- Split foot (Q72.7)
- Other reduction defects of lower limb(s) (Q72.8)
- Reduction defect of lower limb, unspecified (Q72.9)

Reduction defects of unspecified limb (Q73)

- Congenital absence of unspecified limb(s) (Q73.0)
- Phocomelia, unspecified limb(s) (Q73.1)
- Other reduction defects of unspecified limb(s) (Q73.8)

Other congenital malformations of limb(s) (Q74)

- Other congenital malformations of upper limb(s), including shoulder girdle (Q74.0)
- Congenital malformation of knee (Q74.1)
- Other congenital malformations of lower limb(s), including pelvic girdle (Q74.2)
- Arthrogryposis multiplex congenita (Q74.3)
- Other specified congenital malformations of limb(s) (Q74.8)
- Unspecified congenital malformation of limb(s) (Q74.9)

Other congenital malformations of skull and face bones (Q75)

- Craniosynostosis (Q75.0)
- Craniofacial dysostosis (Q75.1)
- Hypertelorism (Q75.2)
- Macrocephaly (Q75.3)
- Mandibulofacial dysostosis (Q75.4)
- Oculomandibular dysostosis (Q75.5)
- Other specified congenital malformations of skull and face bones (Q75.8)
- Congenital malformation of skull and face bones, unspecified (Q75.9)

Congenital malformations of spine and bony thorax (Q76)

- Spina bifida occulta (Q76.0)
- Klippel-Feil syndrome (Q76.1)
- Congenital spondylolisthesis (Q76.2)
- Congenital scoliosis due to congenital bony malformation (Q76.3)
- Other congenital malformations of spine, not associated with scoliosis (Q76.4)
- Cervical rib (Q76.5)
- Other congenital malformations of ribs (Q76.6)
- Congenital malformation of sternum (Q76.7)
- Other congenital malformations of bony thorax (Q76.8)
- Congenital malformation of bony thorax, unspecified (Q76.9)

Osteochondrodysplasia with defects of growth of tubular bones and spine (Q77)

- Achondrogenesis (Q77.0)
- Thanatophoric short stature (Q77.1)
- Short rib syndrome (Q77.2)
- Chondrodysplasia punctata (Q77.3)
- Achondroplasia (Q77.4)
- Diastrophic dysplasia (Q77.5)
- Chondroectodermal dysplasia (Q77.6)
- Spondyloepiphyseal dysplasia (Q77.7)
- Other osteochondrodysplasia with defects of growth of tubular bones and spine (Q77.8)

Add Health is directed by Robert A. Hummer and funded by the National Institute on Aging cooperative agreements U01 AG071448 (Hummer) and U01AG071450 (Aiello and Hummer) at the University of North Carolina at Chapel Hill. Waves I-V data are from the Add Health Program Project, grant P01 HD31921 (Harris) from Eunice Kennedy Shriver National Institute of Child Health and Human Development (NICHD), with cooperative funding from 23 other federal agencies and foundations. Add Health was designed by J. Richard Udry, Peter S. Bearman, and Kathleen Mullan Harris at the University of North Carolina at Chapel Hill (<http://www.cpc.unc.edu/addhealth>).

Osteochondrodysplasia with defects of growth of tubular bones and spine, unspecified (Q77.9)

Other osteochondrodysplasias (Q78)

Osteogenesis imperfecta (Q78.0)
Polyostotic fibrous dysplasia (Q78.1)
Osteopetrosis (Q78.2)
Progressive diaphyseal dysplasia (Q78.3)
Enchondromatosis (Q78.4)
Metaphyseal dysplasia (Q78.5)
Multiple congenital exostoses (Q78.6)
Other specified osteochondrodysplasias (Q78.8)
Osteochondrodysplasia, unspecified (Q78.9)

Congenital malformations of musculoskeletal system, not elsewhere classified (Q79)

Congenital diaphragmatic hernia (Q79.0)
Other congenital malformations of diaphragm (Q79.1)
Exomphalos (Q79.2)
Gastroschisis (Q79.3)
Prune belly syndrome (Q79.4)
Other congenital malformations of abdominal wall (Q79.5)
Ehlers-Danlos syndrome (Q79.6)
Other congenital malformations of musculoskeletal system (Q79.8)
Congenital malformation of musculoskeletal system, unspecified (Q79.9)

Other congenital malformations (Q80-Q89)

Congenital ichthyosis (Q80)

Ichthyosis vulgaris (Q80.0)
X-linked ichthyosis (Q80.1)
Lamellar ichthyosis (Q80.2)
Congenital bullous ichthyosiform erythroderma (Q80.3)
Harlequin fetus (Q80.4)
Other congenital ichthyosis (Q80.8)
Congenital ichthyosis, unspecified (Q80.9)

Epidermolysis bullosa (Q81)

Epidermolysis bullosa simplex (Q81.0)
Epidermolysis bullosa letalis (Q81.1)
Epidermolysis bullosa dystrophica (Q81.2)
Other epidermolysis bullosa (Q81.8)
Epidermolysis bullosa, unspecified (Q81.9)

Other congenital malformations of skin (Q82)

Hereditary lymphedema (Q82.0)
Xeroderma pigmentosum (Q82.1)
Mastocytosis (Q82.2)
Incontinentia pigmenti (Q82.3)
Ectodermal dysplasia (anhidrotic) (Q82.4)
Congenital nonneoplastic nevus (Q82.5)
Other specified congenital malformations of skin (Q82.8)
Congenital malformation of skin, unspecified (Q82.9)

Congenital malformations of breast (Q83)

Congenital absence of breast with absent nipple (Q83.0)
Accessory breast (Q83.1)
Absent nipple (Q83.2)
Accessory nipple (Q83.3)
Other congenital malformations of breast (Q83.8)

Add Health is directed by Robert A. Hummer and funded by the National Institute on Aging cooperative agreements U01 AG071448 (Hummer) and U01AG071450 (Aiello and Hummer) at the University of North Carolina at Chapel Hill. Waves I-V data are from the Add Health Program Project, grant P01 HD31921 (Harris) from Eunice Kennedy Shriver National Institute of Child Health and Human Development (NICHD), with cooperative funding from 23 other federal agencies and foundations. Add Health was designed by J. Richard Udry, Peter S. Bearman, and Kathleen Mullan Harris at the University of North Carolina at Chapel Hill (<http://www.cpc.unc.edu/addhealth>).

Congenital malformation of breast, unspecified (Q83.9)

Other congenital malformations of integument (Q84)

- Congenital alopecia (Q84.0)
- Congenital morphological disturbances of hair, not elsewhere classified (Q84.1)
- Other congenital malformations of hair (Q84.2)
- Anonychia (Q84.3)
- Congenital leukonychia (Q84.4)
- Enlarged and hypertrophic nails (Q84.5)
- Other congenital malformations of nails (Q84.6)
- Other specified congenital malformations of integument (Q84.8)
- Congenital malformation of integument, unspecified (Q84.9)

Phakomatoses, not elsewhere classified (Q85)

- Neurofibromatosis (nonmalignant) (Q85.0)
- Tuberous sclerosis (Q85.1)
- Other phakomatoses, not elsewhere classified (Q85.8)
- Phakomatosis, unspecified (Q85.9)

Congenital malformation syndromes due to known exogenous causes, not elsewhere classified (Q86)

- Fetal alcohol syndrome (dysmorphic) (Q86.0)
- Fetal hydantoin syndrome (Q86.1)
- Dysmorphism due to warfarin (Q86.2)
- Other congenital malformation syndromes due to known exogenous causes (Q86.8)

Other specified congenital malformation syndromes affecting multiple systems (Q87)

- Congenital malformation syndromes predominantly affecting facial appearance (Q87.0)
- Congenital malformation syndromes predominantly associated with short stature (Q87.1)
- Congenital malformation syndromes predominantly involving limbs (Q87.2)
- Congenital malformation syndromes involving early overgrowth (Q87.3)
- Marfan's syndrome (Q87.4)
- Other congenital malformation syndromes with other skeletal changes (Q87.5)
- Other specified congenital malformation syndromes, not elsewhere classified (Q87.8)

Other congenital malformations, not elsewhere classified (Q89)

- Congenital malformations of spleen (Q89.0)
- Congenital malformations of adrenal gland (Q89.1)
- Congenital malformations of other endocrine glands (Q89.2)
- Situs inversus (Q89.3)
- Conjoined twins (Q89.4)
- Multiple congenital malformations, not elsewhere classified (Q89.7)
- Other specified congenital malformations (Q89.8)
- Congenital malformation, unspecified (Q89.9)

Chromosomal abnormalities, not elsewhere classified (Q90-Q99)

Down's syndrome (Q90)

- Trisomy 21, meiotic nondisjunction (Q90.0)
- Trisomy 21, mosaicism (mitotic nondisjunction) (Q90.1)
- Trisomy 21, translocation (Q90.2)
- Down's syndrome, unspecified (Q90.9)

Edwards' syndrome and Patau's syndrome (Q91)

- Trisomy 18, meiotic nondisjunction (Q91.0)
- Trisomy 18, mosaicism (mitotic nondisjunction) (Q91.1)
- Trisomy 18, translocation (Q91.2)
- Edwards' syndrome, unspecified (Q91.3)
- Trisomy 13, meiotic nondisjunction (Q91.4)

Add Health is directed by Robert A. Hummer and funded by the National Institute on Aging cooperative agreements U01 AG071448 (Hummer) and U01AG071450 (Aiello and Hummer) at the University of North Carolina at Chapel Hill. Waves I-V data are from the Add Health Program Project, grant P01 HD31921 (Harris) from Eunice Kennedy Shriver National Institute of Child Health and Human Development (NICHD), with cooperative funding from 23 other federal agencies and foundations. Add Health was designed by J. Richard Udry, Peter S. Bearman, and Kathleen Mullan Harris at the University of North Carolina at Chapel Hill (<http://www.cpc.unc.edu/addhealth>).

Trisomy 13, mosaicism (mitotic nondisjunction) (Q91.5)

Trisomy 13, translocation (Q91.6)

Patau's syndrome, unspecified (Q91.7)

Other trisomies and partial trisomies of autosomes, not elsewhere classified (Q92)

Whole chromosome trisomy, meiotic nondisjunction (Q92.0)

Whole chromosome trisomy, mosaicism (mitotic nondisjunction) (Q92.1)

Major partial trisomy (Q92.2)

Minor partial trisomy (Q92.3)

Duplications seen only at prometaphase (Q92.4)

Duplications with other complex rearrangements (Q92.5)

Extra marker chromosomes (Q92.6)

Triploidy and polyploidy (Q92.7)

Other specified trisomies and partial trisomies of autosomes (Q92.8)

Trisomy and partial trisomy of autosomes, unspecified (Q92.9)

Monosomies and deletions from the autosomes, not elsewhere classified (Q93)

Whole chromosome monosomy, meiotic nondisjunction (Q93.0)

Whole chromosome monosomy, mosaicism (mitotic nondisjunction) (Q93.1)

Chromosome replaced with ring or dicentric (Q93.2)

Deletion of short arm of chromosome 4 (Q93.3)

Deletion of short arm of chromosome 5 (Q93.4)

Other deletions of part of a chromosome (Q93.5)

Deletions seen only at prometaphase (Q93.6)

Deletions with other complex rearrangements (Q93.7)

Other deletions from the autosomes (Q93.8)

Deletion from autosomes, unspecified (Q93.9)

Balanced rearrangements and structural markers, not elsewhere classified (Q95)

Balanced translocation and insertion in normal individual (Q95.0)

Chromosome inversion in normal individual (Q95.1)

Balanced autosomal rearrangement in abnormal individual (Q95.2)

Balanced sex/autosomal rearrangement in abnormal individual (Q95.3)

Individuals with marker heterochromatin (Q95.4)

Individuals with autosomal fragile site (Q95.5)

Other balanced rearrangements and structural markers (Q95.8)

Balanced rearrangement and structural marker, unspecified (Q95.9)

Turner's syndrome (Q96)

Karyotype 45,X (Q96.0)

Karyotype 46,X iso (Xq) (Q96.1)

Karyotype 46,X with abnormal sex chromosome, except iso (Xq) (Q96.2)

Mosaicism, 45,X/46,XX, or XY (Q96.3)

Mosaicism, 45,X/other cell line(s) with abnormal sex chromosome (Q96.4)

Other variants of Turner's syndrome (Q96.8)

Turner's syndrome, unspecified (Q96.9)

Other sex chromosome abnormalities, female phenotype, not elsewhere classified (Q97)

Karyotype 47,XXX (Q97.0)

Female with more than three X chromosomes (Q97.1)

Mosaicism, lines with various numbers of X chromosomes (Q97.2)

Female with 46,XY karyotype (Q97.3)

Other specified sex chromosome abnormalities, female phenotype (Q97.8)

Sex chromosome abnormality, female phenotype, unspecified (Q97.9)

Other sex chromosome abnormalities, male phenotype, not elsewhere classified (Q98)

Klinefelter's syndrome karyotype 47,XXY (Q98.0)

Klinefelter's syndrome, male with more than two X chromosomes (Q98.1)

Add Health is directed by Robert A. Hummer and funded by the National Institute on Aging cooperative agreements U01 AG071448 (Hummer) and U01AG071450 (Aiello and Hummer) at the University of North Carolina at Chapel Hill. Waves I-V data are from the Add Health Program Project, grant P01 HD31921 (Harris) from Eunice Kennedy Shriver National Institute of Child Health and Human Development (NICHD), with cooperative funding from 23 other federal agencies and foundations. Add Health was designed by J. Richard Udry, Peter S. Bearman, and Kathleen Mullan Harris at the University of North Carolina at Chapel Hill (<http://www.cpc.unc.edu/addhealth>).

Klinefelter's syndrome, male with 46,XX karyotype (Q98.2)
Other male with 46,XX karyotype (Q98.3)
Klinefelter's syndrome, unspecified (Q98.4)
Karyotype 47,XYY (Q98.5)
Male with structurally abnormal sex chromosome (Q98.6)
Male with sex chromosome mosaicism (Q98.7)
Other specified sex chromosome abnormalities, male phenotype (Q98.8)
Sex chromosome abnormality, male phenotype, unspecified (Q98.9)

Other chromosome abnormalities, not elsewhere classified (Q99)

Chimera 46,XX/46,XY (Q99.0)
46,XX true hermaphrodite (Q99.1)
Fragile X chromosome (Q99.2)
Other specified chromosome abnormalities (Q99.8)
Chromosomal abnormality, unspecified (Q99.9)

XVIII. Symptoms, signs and abnormal clinical and laboratory findings, not elsewhere classified (R00-R99)

Symptoms and signs involving the circulatory and respiratory systems (R00-R09)

Abnormalities of heart beat (R00)

Tachycardia, unspecified (R00.0)
Bradycardia, unspecified (R00.1)
Palpitations (R00.2)
Other and unspecified abnormalities of heart beat (R00.8)

Cardiac murmurs and other cardiac sounds (R01)

Benign and innocent cardiac murmurs (R01.0)
Cardiac murmur, unspecified (R01.1)
Other cardiac sounds (R01.2)

Gangrene, not elsewhere classified (R02)

Abnormal blood-pressure reading, without diagnosis (R03)

Elevated blood-pressure reading, without diagnosis of hypertension (R03.0)
Nonspecific low blood-pressure reading (R03.1)

Hemorrhage from respiratory passages (R04)

Epistaxis (R04.0)
Hemorrhage from throat (R04.1)
Hemoptysis (R04.2)
Hemorrhage from other sites in respiratory passages (R04.8)
Hemorrhage from respiratory passages, unspecified (R04.9)

Cough (R05)

Abnormalities of breathing (R06)

Dyspnea (R06.0)
Stridor (R06.1)
Wheezing (R06.2)
Periodic breathing (R06.3)
Hyperventilation (R06.4)
Mouth breathing (R06.5)
Hiccough (R06.6)
Sneezing (R06.7)
Other and unspecified abnormalities of breathing (R06.8)

Pain in throat and chest (R07)

Add Health is directed by Robert A. Hummer and funded by the National Institute on Aging cooperative agreements U01 AG071448 (Hummer) and U01AG071450 (Aiello and Hummer) at the University of North Carolina at Chapel Hill. Waves I-V data are from the Add Health Program Project, grant P01 HD31921 (Harris) from Eunice Kennedy Shriver National Institute of Child Health and Human Development (NICHD), with cooperative funding from 23 other federal agencies and foundations. Add Health was designed by J. Richard Udry, Peter S. Bearman, and Kathleen Mullan Harris at the University of North Carolina at Chapel Hill (<http://www.cpc.unc.edu/addhealth>).

Pain in throat (R07.0)
Chest pain on breathing (R07.1)
Precordial pain (R07.2)
Other chest pain (R07.3)
Chest pain, unspecified (R07.4)

Other symptoms and signs involving the circulatory and respiratory systems (R09)

Asphyxia (R09.0)
Pleurisy (R09.1)
Respiratory arrest (R09.2)
Abnormal sputum (R09.3)
Other specified symptoms and signs involving the circulatory and respiratory systems (R09.8)

Symptoms and signs involving the digestive system and abdomen (R10-R19)

Abdominal and pelvic pain (R10)

Acute abdomen (R10.0)
Pain localized to upper abdomen (R10.1)
Pelvic and perineal pain (R10.2)
Pain localized to other parts of lower abdomen (R10.3)
Other and unspecified abdominal pain (R10.4)

Nausea and vomiting (R11)

Heartburn (R12)

Dysphagia (R13)

Flatulence and related conditions (R14)

Fecal incontinence (R15)

Hepatomegaly and splenomegaly, not elsewhere classified (R16)

Hepatomegaly, not elsewhere classified (R16.0)
Splenomegaly, not elsewhere classified (R16.1)
Hepatomegaly with splenomegaly, not elsewhere classified (R16.2)

Unspecified jaundice (R17)

Ascites (R18)

Other symptoms and signs involving the digestive system and abdomen (R19)

Intra-abdominal and pelvic swelling, mass, and lump (R19.0)
Abnormal bowel sounds (R19.1)
Visible peristalsis (R19.2)
Abdominal rigidity (R19.3)
Change in bowel habit (R19.4)
Other fecal abnormalities (R19.5)
Halitosis (R19.6)
Other specified symptoms and signs involving the digestive system and abdomen (R19.8)

Symptoms and signs involving the skin and subcutaneous tissue (R20-R23)

Disturbances of skin sensation (R20)

Anesthesia of skin (R20.0)
Hypoesthesia of skin (R20.1)
Paresthesia of skin (R20.2)
Hyperesthesia (R20.3)

Add Health is directed by Robert A. Hummer and funded by the National Institute on Aging cooperative agreements U01 AG071448 (Hummer) and U01AG071450 (Aiello and Hummer) at the University of North Carolina at Chapel Hill. Waves I-V data are from the Add Health Program Project, grant P01 HD31921 (Harris) from Eunice Kennedy Shriver National Institute of Child Health and Human Development (NICHD), with cooperative funding from 23 other federal agencies and foundations. Add Health was designed by J. Richard Udry, Peter S. Bearman, and Kathleen Mullan Harris at the University of North Carolina at Chapel Hill (<http://www.cpc.unc.edu/addhealth>).

Other and unspecified disturbances of skin sensation (R20.8)

Rash and other nonspecific skin eruption (R21)

Localized swelling, mass, and lump of skin and subcutaneous tissue (R22)

Localized swelling, mass, and lump, head (R22.0)

Localized swelling, mass, and lump, neck (R22.1)

Localized swelling, mass, and lump, trunk (R22.2)

Localized swelling, mass, and lump, upper limb (R22.3)

Localized swelling, mass, and lump, lower limb (R22.4)

Localized swelling, mass, and lump, multiple sites (R22.7)

Localized swelling, mass, and lump, unspecified (R22.9)

Other skin changes (R23)

Cyanosis (R23.0)

Pallor (R23.1)

Flushing (R23.2)

Spontaneous ecchymoses (R23.3)

Changes in skin texture (R23.4)

Other and unspecified skin changes (R23.8)

Symptoms and signs involving the nervous and musculoskeletal systems (R25-R29)

Abnormal involuntary movements (R25)

Abnormal head movements (R25.0)

Tremor, unspecified (R25.1)

Cramp and spasm (R25.2)

Fasciculation (R25.3)

Other and unspecified abnormal involuntary movements (R25.8)

Abnormalities of gait and mobility (R26)

Ataxic gait (R26.0)

Paralytic gait (R26.1)

Difficulty in walking, not elsewhere classified (R26.2)

Other and unspecified abnormalities of gait and mobility (R26.8)

Other lack of coordination (R27)

Ataxia, unspecified (R27.0)

Other and unspecified lack of coordination (R27.8)

Other symptoms and signs involving the nervous and musculoskeletal systems (R29)

Tetany (R29.0)

Meningismus (R29.1)

Abnormal reflex (R29.2)

Abnormal posture (R29.3)

Clicking hip (R29.4)

Other and unspecified symptoms and signs involving the nervous and musculoskeletal systems (R29.8)

Symptoms and signs involving the urinary system (R30-R39)

Pain associated with micturition (R30)

Dysuria (R30.0)

Vesical tenesmus (R30.1)

Painful micturition, unspecified (R30.9)

Unspecified hematuria (R31)

Unspecified urinary incontinence (R32)

Add Health is directed by Robert A. Hummer and funded by the National Institute on Aging cooperative agreements U01 AG071448 (Hummer) and U01AG071450 (Aiello and Hummer) at the University of North Carolina at Chapel Hill. Waves I-V data are from the Add Health Program Project, grant P01 HD31921 (Harris) from Eunice Kennedy Shriver National Institute of Child Health and Human Development (NICHD), with cooperative funding from 23 other federal agencies and foundations. Add Health was designed by J. Richard Udry, Peter S. Bearman, and Kathleen Mullan Harris at the University of North Carolina at Chapel Hill (<http://www.cpc.unc.edu/addhealth>).

Retention of urine (R33)

Anuria and oliguria (R34)

Polyuria (R35)

Urethral discharge (R36)

Other symptoms and signs involving the urinary system (R39)

Extravasation of urine (R39.0)

Other difficulties with micturition (R39.1)

Extrarenal uremia (R39.2)

Other and unspecified symptoms and signs involving the urinary system (R39.8)

Symptoms and signs involving cognition, perception, emotional state and behavior (R40-R46)

Somnolence, stupor, and coma (R40)

Somnolence (R40.0)

Stupor (R40.1)

Coma, unspecified (R40.2)

Other symptoms and signs involving cognitive functions and awareness (R41)

Disorientation, unspecified (R41.0)

Anterograde amnesia (R41.1)

Retrograde amnesia (R41.2)

Other amnesia (R41.3)

Other and unspecified symptoms and signs involving cognitive functions and awareness (R41.8)

Dizziness and giddiness (R42)

Disturbances of smell and taste (R43)

Anosmia (R43.0)

Parosmia (R43.1)

Parageusia (R43.2)

Other and unspecified disturbances of smell and taste (R43.8)

Other symptoms and signs involving general sensations and perceptions (R44)

Auditory hallucinations (R44.0)

Visual hallucinations (R44.1)

Other hallucinations (R44.2)

Hallucinations, unspecified (R44.3)

Other and unspecified symptoms and signs involving general sensations and perceptions (R44.8)

Symptoms and signs involving emotional state (R45)

Nervousness (R45.0)

Restlessness and agitation (R45.1)

Unhappiness (R45.2)

Demoralization and apathy (R45.3)

Irritability and anger (R45.4)

Hostility (R45.5)

Physical violence (R45.6)

State of emotional shock and stress, unspecified (R45.7)

Other symptoms and signs involving emotional state (R45.8)

Symptoms and signs involving appearance and behavior (R46)

Very low level of personal hygiene (R46.0)

Bizarre personal appearance (R46.1)

Add Health is directed by Robert A. Hummer and funded by the National Institute on Aging cooperative agreements U01 AG071448 (Hummer) and U01AG071450 (Aiello and Hummer) at the University of North Carolina at Chapel Hill. Waves I-V data are from the Add Health Program Project, grant P01 HD31921 (Harris) from Eunice Kennedy Shriver National Institute of Child Health and Human Development (NICHD), with cooperative funding from 23 other federal agencies and foundations. Add Health was designed by J. Richard Udry, Peter S. Bearman, and Kathleen Mullan Harris at the University of North Carolina at Chapel Hill (<http://www.cpc.unc.edu/addhealth>).

Strange and inexplicable behavior (R46.2)
Overactivity (R46.3)
Slowness and poor responsiveness (R46.4)
Suspiciousness and marked evasiveness (R46.5)
Undue concern and preoccupation with stressful events (R46.6)
Verbosity and circumstantial detail obscuring reason for contact (R46.7)
Other symptoms and signs involving appearance and behavior (R46.8)

Symptoms and signs involving speech and voice (R47-R49)

Speech disturbances, not elsewhere classified (R47)
Dysphasia and aphasia (R47.0)
Dysarthria and anarthria (R47.1)
Other and unspecified speech disturbances (R47.8)
Dyslexia and other symbolic dysfunctions, not elsewhere classified (R48)
Dyslexia and alexia (R48.0)
Agnosia (R48.1)
Apraxia (R48.2)
Other and unspecified symbolic dysfunctions (R48.8)

Voice disturbances (R49)
Dysphonia (R49.0)
Aphonia (R49.1)
Hypernasality and hyponasality (R49.2)
Other and unspecified voice disturbances (R49.8)

General symptoms and signs (R50-R68)

Fever of unknown origin (R50)
Fever with chills (R50.0)
Persistent fever (R50.1)
Fever, unspecified (R50.9)

Headache (R51)

Pain, not elsewhere classified (R52)
Acute pain (R52.0)
Chronic intractable pain (R52.1)
Other chronic pain (R52.2)
Pain, unspecified (R52.9)

Malaise and fatigue (R53)

Senility (R54)

Syncope and collapse (R55)

Convulsions, not elsewhere classified (R56)
Febrile convulsions (R56.0)
Other and unspecified convulsions (R56.8)

Shock, not elsewhere classified (R57)
Cardiogenic shock (R57.0)
Hypovolemic shock (R57.1)
Other shock (R57.8)
Shock, unspecified (R57.9)

Hemorrhage, not elsewhere classified (R58)

Add Health is directed by Robert A. Hummer and funded by the National Institute on Aging cooperative agreements U01 AG071448 (Hummer) and U01AG071450 (Aiello and Hummer) at the University of North Carolina at Chapel Hill. Waves I-V data are from the Add Health Program Project, grant P01 HD31921 (Harris) from Eunice Kennedy Shriver National Institute of Child Health and Human Development (NICHD), with cooperative funding from 23 other federal agencies and foundations. Add Health was designed by J. Richard Udry, Peter S. Bearman, and Kathleen Mullan Harris at the University of North Carolina at Chapel Hill (<http://www.cpc.unc.edu/addhealth>).

Enlarged lymph nodes (R59)

Localized enlarged lymph nodes (R59.0)

Generalized enlarged lymph nodes (R59.1)

Enlarged lymph nodes, unspecified (R59.9)

Edema, not elsewhere classified (R60)

Localized edema (R60.0)

Generalized edema (R60.1)

Edema, unspecified (R60.9)

Hyperhidrosis (R61)

Localized hyperhidrosis (R61.0)

Generalized hyperhidrosis (R61.1)

Hyperhidrosis, unspecified (R61.9)

Lack of expected normal physiological development (R62)

Delayed milestone (R62.0)

Other lack of expected normal physiological development (R62.8)

Lack of expected normal physiological development, unspecified (R62.9)

Symptoms and signs concerning food and fluid intake (R63)

Anorexia (R63.0)

Polydipsia (R63.1)

Polyphagia (R63.2)

Feeding difficulties and mismanagement (R63.3)

Abnormal weight loss (R63.4)

Abnormal weight gain (R63.5)

Other symptoms and signs concerning food and fluid intake (R63.8)

Cachexia (R64)

Other general symptoms and signs (R68)

Hypothermia, not associated with low environmental temperature (R68.0)

Nonspecific symptoms peculiar to infancy (R68.1)

Dry mouth, unspecified (R68.2)

Clubbing of fingers (R68.3)

Other specified general symptoms and signs (R68.8)

Abnormal findings on examination of blood, without diagnosis (R70-R79)

Elevated erythrocyte sedimentation rate and abnormality of plasma viscosity (R70)

Elevated erythrocyte sedimentation rate (R70.0)

Abnormal plasma viscosity (R70.1)

Abnormality of red blood cells (R71)

Abnormality of white blood cells, not elsewhere classified (R72)

Elevated blood glucose level (R73)

Abnormal glucose tolerance test (R73.0)

Hyperglycemia, unspecified (R73.9)

Abnormal serum enzyme levels (R74)

Elevation of levels of transaminase and lactic acid dehydrogenase [LDH] (R74.0)

Abnormal levels of other serum enzymes (R74.8)

Abnormal level of unspecified serum enzyme (R74.9)

Laboratory evidence of human immunodeficiency virus [HIV] (R75)

Add Health is directed by Robert A. Hummer and funded by the National Institute on Aging cooperative agreements U01 AG071448 (Hummer) and U01AG071450 (Aiello and Hummer) at the University of North Carolina at Chapel Hill. Waves I-V data are from the Add Health Program Project, grant P01 HD31921 (Harris) from Eunice Kennedy Shriver National Institute of Child Health and Human Development (NICHD), with cooperative funding from 23 other federal agencies and foundations. Add Health was designed by J. Richard Udry, Peter S. Bearman, and Kathleen Mullan Harris at the University of North Carolina at Chapel Hill (<http://www.cpc.unc.edu/addhealth>).

Other abnormal immunological findings in serum (R76)
Raised antibody titer (R76.0)
Abnormal reaction to tuberculin test (R76.1)
False-positive serological test for syphilis (R76.2)
Other specified abnormal immunological findings in serum (R76.8)
Abnormal immunological finding in serum, unspecified (R76.9)

Other abnormalities of plasma proteins (R77)
Abnormality of albumin (R77.0)
Abnormality of globulin (R77.1)
Abnormality of alphetoprotein (R77.2)
Other specified abnormalities of plasma proteins (R77.8)
Abnormality of plasma protein, unspecified (R77.9)

Findings of drugs and other substances, not normally found in blood (R78)
Finding of alcohol in blood (R78.0)
Finding of opiate drug in blood (R78.1)
Finding of cocaine in blood (R78.2)
Finding of hallucinogen in blood (R78.3)
Finding of other drugs of addictive potential in blood (R78.4)
Finding of psychotropic drug in blood (R78.5)
Finding of steroid agent in blood (R78.6)
Finding of abnormal level of heavy metals in blood (R78.7)
Finding of other specified substances, not normally found in blood (R78.8)
Finding of unspecified substance, not normally found in blood (R78.9)

Other abnormal findings of blood chemistry (R79)
Abnormal level of blood mineral (R79.0)
Other specified abnormal findings of blood chemistry (R79.8)
Abnormal finding of blood chemistry, unspecified (R79.9)

Abnormal findings on examination of urine, without diagnosis (R80-R82)

Isolated proteinuria (R80)

Glycosuria (R81)

Other abnormal findings in urine (R82)
Chyluria (R82.0)
Myoglobinuria (R82.1)
Biliuria (R82.2)
Hemoglobinuria (R82.3)
Acetonuria (R82.4)
Elevated urine levels of drugs, medicaments, and biological substances (R82.5)
Abnormal urine levels of substances chiefly nonmedicinal as to source (R82.6)
Abnormal findings on microbiological examination of urine (R82.7)
Abnormal findings on cytological and histological examination of urine (R82.8)
Other and unspecified abnormal finding in urine (R82.9)

Abnormal findings on examination of other body fluids, substances and tissues, without diagnosis (R83-R89)

Abnormal findings in cerebrospinal fluid (R83)
Abnormal level of enzymes (R83.0)
Abnormal level of hormones (R83.1)
Abnormal level of other drugs, medicaments, and biological substances (R83.2)
Abnormal level of substances chiefly nonmedicinal as to source (R83.3)
Abnormal immunological findings (R83.4)

Add Health is directed by Robert A. Hummer and funded by the National Institute on Aging cooperative agreements U01 AG071448 (Hummer) and U01AG071450 (Aiello and Hummer) at the University of North Carolina at Chapel Hill. Waves I-V data are from the Add Health Program Project, grant P01 HD31921 (Harris) from Eunice Kennedy Shriver National Institute of Child Health and Human Development (NICHD), with cooperative funding from 23 other federal agencies and foundations. Add Health was designed by J. Richard Udry, Peter S. Bearman, and Kathleen Mullan Harris at the University of North Carolina at Chapel Hill (<http://www.cpc.unc.edu/addhealth>).

- Abnormal microbiological findings (R83.5)
- Abnormal cytological findings (R83.6)
- Abnormal histological findings (R83.7)
- Other abnormal findings (R83.8)
- Unspecified abnormal finding (R83.9)

Abnormal findings in specimens from respiratory organs and thorax (R84)

- Abnormal level of enzymes (R84.0)
- Abnormal level of hormones (R84.1)
- Abnormal level of other drugs, medicaments, and biological substances (R84.2)
- Abnormal level of substances chiefly nonmedicinal as to source (R84.3)
- Abnormal immunological findings (R84.4)
- Abnormal microbiological findings (R84.5)
- Abnormal cytological findings (R84.6)
- Abnormal histological findings (R84.7)
- Other abnormal findings (R84.8)
- Unspecified abnormal finding (R84.9)

Abnormal findings in specimens from digestive organs and abdominal cavity (R85)

- Abnormal level of enzymes (R85.0)
- Abnormal level of hormones (R85.1)
- Abnormal level of other drugs, medicaments, and biological substances (R85.2)
- Abnormal level of substances chiefly nonmedicinal as to source (R85.3)
- Abnormal immunological findings (R85.4)
- Abnormal microbiological findings (R85.5)
- Abnormal cytological findings (R85.6)
- Abnormal histological findings (R85.7)
- Other abnormal findings (R85.8)
- Unspecified abnormal finding (R85.9)

Abnormal findings in specimens from male genital organs (R86)

- Abnormal level of enzymes (R86.0)
- Abnormal level of hormones (R86.1)
- Abnormal level of other drugs, medicaments, and biological substances (R86.2)
- Abnormal level of substances chiefly nonmedicinal as to source (R86.3)
- Abnormal immunological findings (R86.4)
- Abnormal microbiological findings (R86.5)
- Abnormal cytological findings (R86.6)
- Abnormal histological findings (R86.7)
- Other abnormal findings (R86.8)
- Unspecified abnormal finding (R86.9)

Abnormal findings in specimens from female genital organs (R87)

- Abnormal level of enzymes (R87.0)
- Abnormal level of hormones (R87.1)
- Abnormal level of other drugs, medicaments, and biological substances (R87.2)
- Abnormal level of substances chiefly nonmedicinal as to source (R87.3)
- Abnormal immunological findings (R87.4)
- Abnormal microbiological findings (R87.5)
- Abnormal cytological findings (R87.6)
- Abnormal histological findings (R87.7)
- Other abnormal findings (R87.8)
- Unspecified abnormal finding (R87.9)

Abnormal findings in specimens from other organs, systems, and tissues (R89)

- Abnormal level of enzymes (R89.0)
- Abnormal level of hormones (R89.1)
- Abnormal level of other drugs, medicaments, and biological substances (R89.2)

Add Health is directed by Robert A. Hummer and funded by the National Institute on Aging cooperative agreements U01 AG071448 (Hummer) and U01AG071450 (Aiello and Hummer) at the University of North Carolina at Chapel Hill. Waves I-V data are from the Add Health Program Project, grant P01 HD31921 (Harris) from Eunice Kennedy Shriver National Institute of Child Health and Human Development (NICHD), with cooperative funding from 23 other federal agencies and foundations. Add Health was designed by J. Richard Udry, Peter S. Bearman, and Kathleen Mullan Harris at the University of North Carolina at Chapel Hill (<http://www.cpc.unc.edu/addhealth>).

Abnormal level of substances chiefly nonmedicinal as to source (R89.3)
Abnormal immunological findings (R89.4)
Abnormal microbiological findings (R89.5)
Abnormal cytological findings (R89.6)
Abnormal histological findings (R89.7)
Other abnormal findings (R89.8)
Unspecified abnormal finding (R89.9)

Abnormal findings on diagnostic imaging and in function studies, without diagnosis (R90-R94)

Abnormal findings on diagnostic imaging of central nervous system (R90)
Intracranial space-occupying lesion (R90.0)
Other abnormal findings on diagnostic imaging of central nervous system (R90.8)

Abnormal findings on diagnostic imaging of lung (R91)

Abnormal findings on diagnostic imaging of breast (R92)

Abnormal findings on diagnostic imaging of other body structures (R93)
Abnormal findings on diagnostic imaging of skull and head, not elsewhere classified (R93.0)
Abnormal findings on diagnostic imaging of heart and coronary circulation (R93.1)
Abnormal findings on diagnostic imaging of liver and biliary tract (R93.2)
Abnormal findings on diagnostic imaging of other parts of digestive tract (R93.3)
Abnormal findings on diagnostic imaging of urinary organs (R93.4)
Abnormal findings on diagnostic imaging of other abdominal regions, including retroperitoneum (R93.5)
Abnormal findings on diagnostic imaging of limbs (R93.6)
Abnormal findings on diagnostic imaging of other parts of musculoskeletal system (R93.7)
Abnormal findings on diagnostic imaging of other specified body structures (R93.8)

Abnormal results of function studies (R94)
Abnormal results of function studies of central nervous system (R94.0)
Abnormal results of function studies of peripheral nervous system and special senses (R94.1)
Abnormal results of pulmonary function studies (R94.2)
Abnormal results of cardiovascular function studies (R94.3)
Abnormal results of kidney function studies (R94.4)
Abnormal results of liver function studies (R94.5)
Abnormal results of thyroid function studies (R94.6)
Abnormal results of other endocrine function studies (R94.7)
Abnormal results of function studies of other organs and systems (R94.8)

Ill-defined and unknown causes of mortality (R95-R99)

Sudden infant death syndrome (R95)
Other sudden death, cause unknown (R96)
Instantaneous death (R96.0)
Death occurring less than 24 hours from onset of symptoms, not otherwise explained (R96.1)
Unattended death (R98)
Other ill-defined and unspecified causes of mortality (R99)

XIX. Injury, poisoning and certain other consequences of external causes (S00-T98)

Note: Codes S00-T98 are **Nature of Injury Codes**. These codes are *never* used for the *underlying* cause of death and thus only appear in the multiple cause data fields.

Add Health is directed by Robert A. Hummer and funded by the National Institute on Aging cooperative agreements U01 AG071448 (Hummer) and U01AG071450 (Aiello and Hummer) at the University of North Carolina at Chapel Hill. Waves I-V data are from the Add Health Program Project, grant P01 HD31921 (Harris) from Eunice Kennedy Shriver National Institute of Child Health and Human Development (NICHD), with cooperative funding from 23 other federal agencies and foundations. Add Health was designed by J. Richard Udry, Peter S. Bearman, and Kathleen Mullan Harris at the University of North Carolina at Chapel Hill (<http://www.cpc.unc.edu/addhealth>).

Injuries to the head (S00-S09)

Superficial injury of head (S00)

- Superficial injury of scalp (S00.0)
- Contusion of eyelid and periocular area (S00.1)
- Other superficial injuries of eyelid and periocular area (S00.2)
- Superficial injury of nose (S00.3)
- Superficial injury of ear (S00.4)
- Superficial injury of lip and oral cavity (S00.5)
- Multiple superficial injuries of head (S00.7)
- Superficial injury of other parts of head (S00.8)
- Superficial injury of head, part unspecified (S00.9)

Open wound of head (S01)

- Open wound of scalp (S01.0)
- Open wound of eyelid and periocular area (S01.1)
- Open wound of nose (S01.2)
- Open wound of ear (S01.3)
- Open wound of cheek and temporomandibular area (S01.4)
- Open wound of lip and oral cavity (S01.5)
- Multiple open wounds of head (S01.7)
- Open wound of other parts of head (S01.8)
- Open wound of head, part unspecified (S01.9)

Fracture of skull and facial bones (S02)

- Fracture of vault of skull (S02.0)
- Fracture of base of skull (S02.1)
- Fracture of nasal bones (S02.2)
- Fracture of orbital floor (S02.3)
- Fracture of malar and maxillary bones (S02.4)
- Fracture of tooth (S02.5)
- Fracture of mandible (S02.6)
- Multiple fractures involving skull and facial bones (S02.7)
- Fractures of other skull and facial bones (S02.8)
- Fracture of skull and facial bones, part unspecified (S02.9)

Dislocation, sprain, and strain of joints and ligaments of head (S03)

- Dislocation of jaw (S03.0)
- Dislocation of septal cartilage of nose (S03.1)
- Dislocation of tooth (S03.2)
- Dislocation of other and unspecified parts of head (S03.3)
- Sprain and strain of jaw (S03.4)
- Sprain and strain of joints and ligaments of other and unspecified parts of head (S03.5)

Injury of cranial nerves (S04)

- Injury of optic nerve and pathways (S04.0)
- Injury of oculomotor nerve (S04.1)
- Injury of trochlear nerve (S04.2)
- Injury of trigeminal nerve (S04.3)
- Injury of abducent nerve (S04.4)
- Injury of facial nerve (S04.5)
- Injury of acoustic nerve (S04.6)
- Injury of accessory nerve (S04.7)
- Injury of other cranial nerves (S04.8)
- Injury of unspecified cranial nerve (S04.9)

Injury of eye and orbit (S05)

- Injury of conjunctiva and corneal abrasion without mention of foreign body (S05.0)

Add Health is directed by Robert A. Hummer and funded by the National Institute on Aging cooperative agreements U01 AG071448 (Hummer) and U01AG071450 (Aiello and Hummer) at the University of North Carolina at Chapel Hill. Waves I-V data are from the Add Health Program Project, grant P01 HD31921 (Harris) from Eunice Kennedy Shriver National Institute of Child Health and Human Development (NICHD), with cooperative funding from 23 other federal agencies and foundations. Add Health was designed by J. Richard Udry, Peter S. Bearman, and Kathleen Mullan Harris at the University of North Carolina at Chapel Hill (<http://www.cpc.unc.edu/addhealth>).

- Contusion of eyeball and orbital tissues (S05.1)
- Ocular laceration and rupture with prolapse or loss of intraocular tissue (S05.2)
- Ocular laceration without prolapse or loss of intraocular tissue (S05.3)
- Penetrating wound of orbit with or without foreign body (S05.4)
- Penetrating wound of eyeball with foreign body (S05.5)
- Penetrating wound of eyeball without foreign body (S05.6)
- Avulsion of eye (S05.7)
- Other injuries of eye and orbit (S05.8)
- Injury of eye and orbit, part unspecified (S05.9)

Intracranial injury (S06)

- Concussion (S06.0)
- Traumatic cerebral edema (S06.1)
- Diffuse brain injury (S06.2)
- Focal brain injury (S06.3)
- Epidural hemorrhage (S06.4)
- Traumatic subdural hemorrhage (S06.5)
- Traumatic subarachnoid hemorrhage (S06.6)
- Intracranial injury with prolonged coma (S06.7)
- Other intracranial injuries (S06.8)
- Intracranial injury, unspecified (S06.9)

Crushing injury of head (S07)

- Crushing injury of face (S07.0)
- Crushing injury of skull (S07.1)
- Crushing injury of other parts of head (S07.8)
- Crushing injury of head, part unspecified (S07.9)

Traumatic amputation of part of head (S08)

- Avulsion of scalp (S08.0)
- Traumatic amputation of ear (S08.1)
- Traumatic amputation of other parts of head (S08.8)
- Traumatic amputation of unspecified part of head (S08.9)

Other and unspecified injuries of head (S09)

- Injury of blood vessels of head, not elsewhere classified (S09.0)
- Injury of muscle and tendon of head (S09.1)
- Traumatic rupture of ear drum (S09.2)
- Multiple injuries of head (S09.7)
- Other specified injuries of head (S09.8)
- Unspecified injury of head (S09.9)

Injuries to the neck (S10-S19)

Superficial injury of neck (S10)

- Contusion of throat (S10.0)
- Other and unspecified superficial injuries of throat (S10.1)
- Multiple superficial injuries of neck (S10.7)
- Superficial injury of other parts of neck (S10.8)
- Superficial injury of neck, part unspecified (S10.9)

Open wound of neck (S11)

- Open wound involving larynx and trachea (S11.0)
- Open wound involving thyroid gland (S11.1)
- Open wound involving pharynx and cervical esophagus (S11.2)
- Multiple open wounds of neck (S11.7)
- Open wound of other parts of neck (S11.8)
- Open wound of neck, part unspecified (S11.9)

Add Health is directed by Robert A. Hummer and funded by the National Institute on Aging cooperative agreements U01 AG071448 (Hummer) and U01AG071450 (Aiello and Hummer) at the University of North Carolina at Chapel Hill. Waves I-V data are from the Add Health Program Project, grant P01 HD31921 (Harris) from Eunice Kennedy Shriver National Institute of Child Health and Human Development (NICHD), with cooperative funding from 23 other federal agencies and foundations. Add Health was designed by J. Richard Udry, Peter S. Bearman, and Kathleen Mullan Harris at the University of North Carolina at Chapel Hill (<http://www.cpc.unc.edu/addhealth>).

Fracture of neck (S12)

- Fracture of first cervical vertebra (S12.0)
- Fracture of second cervical vertebra (S12.1)
- Fracture of other specified cervical vertebra (S12.2)
- Multiple fractures of cervical spine (S12.7)
- Fracture of other parts of neck (S12.8)
- Fracture of neck, part unspecified (S12.9)

Dislocation, sprain, and strain of joints and ligaments at neck level (S13)

- Traumatic rupture of cervical intervertebral disc (S13.0)
- Dislocation of cervical vertebra (S13.1)
- Dislocation of other and unspecified parts of neck (S13.2)
- Multiple dislocations of neck (S13.3)
- Sprain and strain of cervical spine (S13.4)
- Sprain and strain of thyroid region (S13.5)
- Sprain and strain of joints and ligaments of other and unspecified parts of neck (S13.6)

Injury of nerves and spinal cord at neck level (S14)

- Concussion and edema of cervical spinal cord (S14.0)
- Other and unspecified injuries of cervical spinal cord (S14.1)
- Injury of nerve root of cervical spine (S14.2)
- Injury of brachial plexus (S14.3)
- Injury of peripheral nerves of neck (S14.4)
- Injury of cervical sympathetic nerves (S14.5)
- Injury of other and unspecified nerves of neck (S14.6)

Injury of blood vessels at neck level (S15)

- Injury of carotid artery (S15.0)
- Injury of vertebral artery (S15.1)
- Injury of external jugular vein (S15.2)
- Injury of internal jugular vein (S15.3)
- Injury of multiple blood vessels at neck level (S15.7)
- Injury of other blood vessels at neck level (S15.8)
- Injury of unspecified blood vessel at neck level (S15.9)

Injury of muscle and tendon at neck level (S16)

Crushing injury of neck (S17)

- Crushing injury of larynx and trachea (S17.0)
- Crushing injury of other parts of neck (S17.8)
- Crushing injury of neck, part unspecified (S17.9)

Traumatic amputation at neck level (S18)

Other and unspecified injuries of neck (S19)

- Multiple injuries of neck (S19.7)
- Other specified injuries of neck (S19.8)
- Unspecified injury of neck (S19.9)

Injuries to the thorax (S20-S29)

Superficial injury of thorax (S20)

- Contusion of breast (S20.0)
- Other and unspecified superficial injuries of breast (S20.1)
- Contusion of thorax (S20.2)
- Other superficial injuries of front wall of thorax (S20.3)
- Other superficial injuries of back wall of thorax (S20.4)

Add Health is directed by Robert A. Hummer and funded by the National Institute on Aging cooperative agreements U01 AG071448 (Hummer) and U01AG071450 (Aiello and Hummer) at the University of North Carolina at Chapel Hill. Waves I-V data are from the Add Health Program Project, grant P01 HD31921 (Harris) from Eunice Kennedy Shriver National Institute of Child Health and Human Development (NICHD), with cooperative funding from 23 other federal agencies and foundations. Add Health was designed by J. Richard Udry, Peter S. Bearman, and Kathleen Mullan Harris at the University of North Carolina at Chapel Hill (<http://www.cpc.unc.edu/addhealth>).

Multiple superficial injuries of thorax (S20.7)
Superficial injury of other and unspecified parts of thorax (S20.8)

Open wound of thorax (S21)
Open wound of breast (S21.0)
Open wound of front wall of thorax (S21.1)
Open wound of back wall of thorax (S21.2)
Multiple open wounds of thoracic wall (S21.7)
Open wound of other parts of thorax (S21.8)
Open wound of thorax, part unspecified (S21.9)

Fracture of rib(s), sternum, and thoracic spine (S22)
Fracture of thoracic vertebra (S22.0)
Multiple fractures of thoracic spine (S22.1)
Fracture of sternum (S22.2)
Fracture of rib (S22.3)
Multiple fractures of ribs (S22.4)
Flail chest (S22.5)
Fracture of other parts of bony thorax (S22.8)
Fracture of bony thorax, part unspecified (S22.9)

Dislocation, sprain, and strain of joints and ligaments of thorax (S23)
Traumatic rupture of thoracic intervertebral disc (S23.0)
Dislocation of thoracic vertebra (S23.1)
Dislocation of other and unspecified parts of thorax (S23.2)
Sprain and strain of thoracic spine (S23.3)
Sprain and strain of ribs and sternum (S23.4)
Sprain and strain of other and unspecified parts of thorax (S23.5)

Injury of nerves and spinal cord at thorax level (S24)
Concussion and edema of thoracic spinal cord (S24.0)
Other and unspecified injuries of thoracic spinal cord (S24.1)
Injury of nerve root of thoracic spine (S24.2)
Injury of peripheral nerves of thorax (S24.3)
Injury of thoracic sympathetic nerves (S24.4)
Injury of other nerves of thorax (S24.5)
Injury of unspecified nerve of thorax (S24.6)

Injury of blood vessels of thorax (S25)
Injury of thoracic aorta (S25.0)
Injury of innominate or subclavian arteries (S25.1)
Injury of superior vena cava (S25.2)
Injury of innominate or subclavian veins (S25.3)
Injury of pulmonary blood vessels (S25.4)
Injury of intercostal blood vessels (S25.5)
Injury of multiple blood vessels of thorax (S25.7)
Injury of other blood vessels of thorax (S25.8)
Injury of unspecified blood vessel of thorax (S25.9)

Injury of heart (S26)
Injury of heart with hemopericardium (S26.0)
Other injuries of heart (S26.8)
Injury of heart, unspecified (S26.9)

Injury of other and unspecified intrathoracic organs (S27)
Traumatic pneumothorax (S27.0)
Traumatic hemothorax (S27.1)
Traumatic hemopneumothorax (S27.2)

Add Health is directed by Robert A. Hummer and funded by the National Institute on Aging cooperative agreements U01 AG071448 (Hummer) and U01AG071450 (Aiello and Hummer) at the University of North Carolina at Chapel Hill. Waves I-V data are from the Add Health Program Project, grant P01 HD31921 (Harris) from Eunice Kennedy Shriver National Institute of Child Health and Human Development (NICHD), with cooperative funding from 23 other federal agencies and foundations. Add Health was designed by J. Richard Udry, Peter S. Bearman, and Kathleen Mullan Harris at the University of North Carolina at Chapel Hill (<http://www.cpc.unc.edu/addhealth>).

- Other injuries of lung (S27.3)
- Injury of bronchus (S27.4)
- Injury of thoracic trachea (S27.5)
- Injury of pleura (S27.6)
- Multiple injuries of intrathoracic organs (S27.7)
- Injury of other specified intrathoracic organs (S27.8)
- Injury of unspecified intrathoracic organ (S27.9)

Crushing injury of thorax and traumatic amputation of part of thorax (S28)

- Crushed chest (S28.0)
- Traumatic amputation of part of thorax (S28.1)

Other and unspecified injuries of thorax (S29)

- Injury of muscle and tendon at thorax level (S29.0)
- Multiple injuries of thorax (S29.7)
- Other specified injuries of thorax (S29.8)
- Unspecified injury of thorax (S29.9)

Injuries to the abdomen, lower back, lumbar spine and pelvis (S30-S39)

Superficial injury of abdomen, lower back, and pelvis (S30)

- Contusion of lower back and pelvis (S30.0)
- Contusion of abdominal wall (S30.1)
- Contusion of external genital organs (S30.2)
- Multiple superficial injuries of abdomen, lower back, and pelvis (S30.7)
- Other superficial injuries of abdomen, lower back, and pelvis (S30.8)
- Superficial injury of abdomen, lower back, and pelvis, part unspecified (S30.9)

Open wound of abdomen, lower back, and pelvis (S31)

- Open wound of lower back and pelvis (S31.0)
- Open wound of abdominal wall (S31.1)
- Open wound of penis (S31.2)
- Open wound of scrotum and testes (S31.3)
- Open wound of vagina and vulva (S31.4)
- Open wound of other and unspecified external genital organs (S31.5)
- Multiple open wounds of abdomen, lower back, and pelvis (S31.7)
- Open wound of other and unspecified parts of abdomen (S31.8)

Fracture of lumbar spine and pelvis (S32)

- Fracture of lumbar vertebra (S32.0)
- Fracture of sacrum (S32.1)
- Fracture of coccyx (S32.2)
- Fracture of ilium (S32.3)
- Fracture of acetabulum (S32.4)
- Fracture of pubis (S32.5)
- Multiple fractures of lumbar spine and pelvis (S32.7)
- Fracture of other and unspecified parts of lumbar spine and pelvis (S32.8)

Dislocation, sprain, and strain of joints and ligaments of lumbar spine and pelvis (S33)

- Traumatic rupture of lumbar intervertebral disc (S33.0)
- Dislocation of lumbar vertebra (S33.1)
- Dislocation of sacroiliac and sacrococcygeal joint (S33.2)
- Dislocation of other and unspecified parts of lumbar spine and pelvis (S33.3)
- Traumatic rupture of symphysis pubis (S33.4)
- Sprain and strain of lumbar spine (S33.5)
- Sprain and strain of sacroiliac joint (S33.6)
- Sprain and strain of other and unspecified parts of lumbar spine and pelvis (S33.7)

Add Health is directed by Robert A. Hummer and funded by the National Institute on Aging cooperative agreements U01 AG071448 (Hummer) and U01AG071450 (Aiello and Hummer) at the University of North Carolina at Chapel Hill. Waves I-V data are from the Add Health Program Project, grant P01 HD31921 (Harris) from Eunice Kennedy Shriver National Institute of Child Health and Human Development (NICHD), with cooperative funding from 23 other federal agencies and foundations. Add Health was designed by J. Richard Udry, Peter S. Bearman, and Kathleen Mullan Harris at the University of North Carolina at Chapel Hill (<http://www.cpc.unc.edu/addhealth>).

Injury of nerves and lumbar spinal cord at abdomen, lower back, and pelvis level (S34)
 Concussion and edema of lumbar spinal cord (S34.0)
 Other injury of lumbar spinal cord (S34.1)
 Injury of nerve root of lumbar and sacral spine (S34.2)
 Injury of cauda equina (S34.3)
 Injury of lumbosacral plexus (S34.4)
 Injury of lumbar, sacral, and pelvic sympathetic nerves (S34.5)
 Injury of peripheral nerve(s) of abdomen, lower back, and pelvis (S34.6)
 Injury of other and unspecified nerves of abdomen, lower back, and pelvis level (S34.8)

Injury of blood vessels at abdomen, lower back, and pelvis level (S35)
 Injury of abdominal aorta (S35.0)
 Injury of inferior vena cava (S35.1)
 Injury of celiac or mesenteric artery (S35.2)
 Injury of portal or splenic veins (S35.3)
 Injury of renal blood vessels (S35.4)
 Injury of iliac blood vessels (S35.5)
 Injury of multiple blood vessels at abdomen, lower back, and pelvis level (S35.7)
 Injury of other blood vessels at abdomen, lower back, and pelvis level (S35.8)
 Injury of unspecified blood vessel at abdomen, lower back, and pelvis level (S35.9)

Injury of intra-abdominal organs (S36)
 Injury of spleen (S36.0)
 Injury of liver or gallbladder (S36.1)
 Injury of pancreas (S36.2)
 Injury of stomach (S36.3)
 Injury of small intestine (S36.4)
 Injury of colon (S36.5)
 Injury of rectum (S36.6)
 Injury of multiple intra-abdominal organs (S36.7)
 Injury of other intra-abdominal organs (S36.8)
 Injury of unspecified intra-abdominal organ (S36.9)

Injury of urinary and pelvic organs (S37)
 Injury of kidney (S37.0)
 Injury of ureter (S37.1)
 Injury of bladder (S37.2)
 Injury of urethra (S37.3)
 Injury of ovary (S37.4)
 Injury of fallopian tube (S37.5)
 Injury of uterus (S37.6)
 Injury of multiple pelvic organs (S37.7)
 Injury of other pelvic organs (S37.8)
 Injury of unspecified pelvic organ (S37.9)

Crushing injury and traumatic amputation of part of abdomen, lower back, and pelvis (S38)
 Crushing injury of external genital organs (S38.0)
 Crushing injury of other and unspecified parts of abdomen, lower back, and pelvis (S38.1)
 Traumatic amputation of external genital organs (S38.2)
 Traumatic amputation of other and unspecified parts of abdomen, lower back, and pelvis (S38.3)

Other and unspecified injuries of abdomen, lower back, and pelvis (S39)
 Injury of muscle and tendon of abdomen, lower back, and pelvis (S39.0)
 Injury of intra-abdominal organ(s) with pelvic organ(s) (S39.6)
 Other multiple injuries of abdomen, lower back, and pelvis (S39.7)
 Other specified injuries of abdomen, lower back, and pelvis (S39.8)
 Unspecified injury of abdomen, lower back, and pelvis (S39.9)

Add Health is directed by Robert A. Hummer and funded by the National Institute on Aging cooperative agreements U01 AG071448 (Hummer) and U01AG071450 (Aiello and Hummer) at the University of North Carolina at Chapel Hill. Waves I-V data are from the Add Health Program Project, grant P01 HD31921 (Harris) from Eunice Kennedy Shriver National Institute of Child Health and Human Development (NICHD), with cooperative funding from 23 other federal agencies and foundations. Add Health was designed by J. Richard Udry, Peter S. Bearman, and Kathleen Mullan Harris at the University of North Carolina at Chapel Hill (<http://www.cpc.unc.edu/addhealth>).

Injuries to the shoulder and upper arm (S40-S49)

Superficial injury of shoulder and upper arm (S40)

- Contusion of shoulder and upper arm (S40.0)
- Multiple superficial injuries of shoulder and upper arm (S40.7)
- Other superficial injuries of shoulder and upper arm (S40.8)
- Superficial injury of shoulder and upper arm, unspecified (S40.9)

Open wound of shoulder and upper arm (S41)

- Open wound of shoulder (S41.0)
- Open wound of upper arm (S41.1)
- Multiple open wounds of shoulder and upper arm (S41.7)
- Open wound of other and unspecified parts of shoulder girdle (S41.8)

Fracture of shoulder and upper arm (S42)

- Fracture of clavicle (S42.0)
- Fracture of scapula (S42.1)
- Fracture of upper end of humerus (S42.2)
- Fracture of shaft of humerus (S42.3)
- Fracture of lower end of humerus (S42.4)
- Multiple fractures of clavicle, scapula, and humerus (S42.7)
- Fracture of other parts of shoulder and upper arm (S42.8)
- Fracture of shoulder girdle, part unspecified (S42.9)

Dislocation, sprain, and strain of joints and ligaments of shoulder girdle (S43)

- Dislocation of shoulder joint (S43.0)
- Dislocation of acromioclavicular joint (S43.1)
- Dislocation of sternoclavicular joint (S43.2)
- Dislocation of other and unspecified parts of shoulder girdle (S43.3)
- Sprain and strain of shoulder joint (S43.4)
- Sprain and strain of acromioclavicular joint (S43.5)
- Sprain and strain of sternoclavicular joint (S43.6)
- Sprain and strain of other and unspecified parts of shoulder girdle (S43.7)

Injury of nerves at shoulder and upper arm level (S44)

- Injury of ulnar nerve at upper arm level (S44.0)
- Injury of median nerve at upper arm level (S44.1)
- Injury of radial nerve at upper arm level (S44.2)
- Injury of axillary nerve (S44.3)
- Injury of musculocutaneous nerve (S44.4)
- Injury of cutaneous sensory nerve at shoulder and upper arm level (S44.5)
- Injury of multiple nerves at shoulder and upper arm level (S44.7)
- Injury of other nerves at shoulder and upper arm level (S44.8)
- Injury of unspecified nerve at shoulder and upper arm level (S44.9)

Injury of blood vessels at shoulder and upper arm level (S45)

- Injury of axillary artery (S45.0)
- Injury of brachial artery (S45.1)
- Injury of axillary or brachial vein (S45.2)
- Injury of superficial vein at shoulder and upper arm level (S45.3)
- Injury of multiple blood vessels at shoulder and upper arm level (S45.7)
- Injury of other blood vessels at shoulder and upper arm level (S45.8)
- Injury of unspecified blood vessel at shoulder and upper arm level (S45.9)

Injury of muscle and tendon at shoulder and upper arm level (S46)

- Injury of tendon of the rotator cuff of shoulder (S46.0)
- Injury of muscle and tendon of long head of biceps (S46.1)
- Injury of muscle and tendon of other parts of biceps (S46.2)

Add Health is directed by Robert A. Hummer and funded by the National Institute on Aging cooperative agreements U01 AG071448 (Hummer) and U01AG071450 (Aiello and Hummer) at the University of North Carolina at Chapel Hill. Waves I-V data are from the Add Health Program Project, grant P01 HD31921 (Harris) from Eunice Kennedy Shriver National Institute of Child Health and Human Development (NICHD), with cooperative funding from 23 other federal agencies and foundations. Add Health was designed by J. Richard Udry, Peter S. Bearman, and Kathleen Mullan Harris at the University of North Carolina at Chapel Hill (<http://www.cpc.unc.edu/addhealth>).

- Injury of muscle and tendon of triceps (S46.3)
- Injury of multiple muscles and tendons at shoulder and upper arm level (S46.7)
- Injury of other muscles and tendons at shoulder and upper arm level (S46.8)
- Injury of unspecified muscle and tendon at shoulder and upper arm level (S46.9)

Crushing injury of shoulder and upper arm (S47)

- Traumatic amputation of shoulder and upper arm (S48)
 - Traumatic amputation at shoulder joint (S48.0)
 - Traumatic amputation at level between shoulder and elbow (S48.1)
 - Traumatic amputation of shoulder and upper arm, level unspecified (S48.9)

- Other and unspecified injuries of shoulder and upper arm (S49)
 - Multiple injuries of shoulder and upper arm (S49.7)
 - Other specified injuries of shoulder and upper arm (S49.8)
 - Unspecified injury of shoulder and upper arm (S49.9)

Injuries to the elbow and forearm (S50-S59)

- Superficial injury of forearm (S50)
 - Contusion of elbow (S50.0)
 - Contusion of other and unspecified parts of forearm (S50.1)
 - Multiple superficial injuries of forearm (S50.7)
 - Other superficial injuries of forearm (S50.8)
 - Superficial injury of forearm, unspecified (S50.9)

- Open wound of elbow and forearm (S51)
 - Open wound of elbow (S51.0)
 - Multiple open wounds of forearm (S51.7)
 - Open wound of other parts of forearm (S51.8)
 - Open wound of forearm, part unspecified (S51.9)

- Fracture of forearm (S52)
 - Fracture of upper end of ulna (S52.0)
 - Fracture of upper end of radius (S52.1)
 - Fracture of shaft of ulna (S52.2)
 - Fracture of shaft of radius (S52.3)
 - Fracture of shafts of ulna and radius (S52.4)
 - Fracture of lower end of radius (S52.5)
 - Fracture of lower end of ulna and radius (S52.6)
 - Multiple fractures of forearm (S52.7)
 - Fracture of other parts of forearm (S52.8)
 - Fracture of forearm, part unspecified (S52.9)

- Dislocation, sprain, and strain of joints and ligaments of elbow (S53)
 - Dislocation of radial head (S53.0)
 - Dislocation of elbow, unspecified (S53.1)
 - Traumatic rupture of radial collateral ligament (S53.2)
 - Traumatic rupture of ulnar collateral ligament (S53.3)
 - Sprain and strain of elbow (S53.4)

- Injury of nerves at forearm level (S54)
 - Injury of ulnar nerve at forearm level (S54.0)
 - Injury of median nerve at forearm level (S54.1)
 - Injury of radial nerve at forearm level (S54.2)
 - Injury of cutaneous sensory nerve at forearm level (S54.3)
 - Injury of multiple nerves at forearm level (S54.7)
 - Injury of other nerves at forearm level (S54.8)

Add Health is directed by Robert A. Hummer and funded by the National Institute on Aging cooperative agreements U01 AG071448 (Hummer) and U01AG071450 (Aiello and Hummer) at the University of North Carolina at Chapel Hill. Waves I-V data are from the Add Health Program Project, grant P01 HD31921 (Harris) from Eunice Kennedy Shriver National Institute of Child Health and Human Development (NICHD), with cooperative funding from 23 other federal agencies and foundations. Add Health was designed by J. Richard Udry, Peter S. Bearman, and Kathleen Mullan Harris at the University of North Carolina at Chapel Hill (<http://www.cpc.unc.edu/addhealth>).

Injury of unspecified nerve at forearm level (S54.9)

Injury of blood vessels at forearm level (S55)

Injury of ulnar artery at forearm level (S55.0)

Injury of radial artery at forearm level (S55.1)

Injury of vein at forearm level (S55.2)

Injury of multiple blood vessels at forearm level (S55.7)

Injury of other blood vessels at forearm level (S55.8)

Injury of unspecified blood vessel at forearm level (S55.9)

Injury of muscle and tendon at forearm level (S56)

Injury of flexor muscle and tendon of thumb at forearm level (S56.0)

Injury of flexor muscle and tendon of other finger(s) at forearm level (S56.1)

Injury of other flexor muscle and tendon at forearm level (S56.2)

Injury of extensor or abductor muscles and tendons of thumb at forearm level (S56.3)

Injury of extensor muscle and tendon of other finger(s) at forearm level (S56.4)

Injury of other extensor muscle and tendon at forearm level (S56.5)

Injury of multiple muscles and tendons at forearm level (S56.7)

Injury of other and unspecified muscles and tendons at forearm level (S56.8)

Crushing injury of forearm (S57)

Crushing injury of elbow (S57.0)

Crushing injury of other parts of forearm (S57.8)

Crushing injury of forearm, part unspecified (S57.9)

Traumatic amputation of forearm (S58)

Traumatic amputation at elbow level (S58.0)

Traumatic amputation at level between elbow and wrist (S58.1)

Traumatic amputation of forearm, level unspecified (S58.9)

Other and unspecified injuries of forearm (S59)

Multiple injuries of forearm (S59.7)

Other specified injuries of forearm (S59.8)

Unspecified injury of forearm (S59.9)

Injuries to the wrist and hand (S60-S69)

Superficial injury of wrist and hand (S60)

Contusion of finger(s) without damage to nail (S60.0)

Contusion of finger(s) with damage to nail (S60.1)

Contusion of other parts of wrist and hand (S60.2)

Multiple superficial injuries of wrist and hand (S60.7)

Other superficial injuries of wrist and hand (S60.8)

Superficial injury of wrist and hand, unspecified (S60.9)

Open wound of wrist and hand (S61)

Open wound of finger(s) without damage to nail (S61.0)

Open wound of finger(s) with damage to nail (S61.1)

Multiple open wounds of wrist and hand (S61.7)

Open wound of other parts of wrist and hand (S61.8)

Open wound of wrist and hand part, part unspecified (S61.9)

Fracture at wrist and hand level (S62)

Fracture of navicular [scaphoid] bone of hand (S62.0)

Fracture of other carpal bone(s) (S62.1)

Fracture of first metacarpal bone (S62.2)

Fracture of other metacarpal bone (S62.3)

Multiple fractures of metacarpal bones (S62.4)

Add Health is directed by Robert A. Hummer and funded by the National Institute on Aging cooperative agreements U01 AG071448 (Hummer) and U01AG071450 (Aiello and Hummer) at the University of North Carolina at Chapel Hill. Waves I-V data are from the Add Health Program Project, grant P01 HD31921 (Harris) from Eunice Kennedy Shriver National Institute of Child Health and Human Development (NICHD), with cooperative funding from 23 other federal agencies and foundations. Add Health was designed by J. Richard Udry, Peter S. Bearman, and Kathleen Mullan Harris at the University of North Carolina at Chapel Hill (<http://www.cpc.unc.edu/addhealth>).

- Fracture of thumb (S62.5)
- Fracture of other finger (S62.6)
- Multiple fractures of fingers (S62.7)
- Fracture of other and unspecified parts of wrist and hand (S62.8)

Dislocation, sprain, and strain of joints and ligaments at wrist and hand level (S63)

- Dislocation of wrist (S63.0)
- Dislocation of finger (S63.1)
- Multiple dislocations of fingers (S63.2)
- Traumatic rupture of ligament of wrist and carpus (S63.3)
- Traumatic rupture of ligament of finger at metacarpophalangeal and interphalangeal joint(s) (S63.4)
- Sprain and strain of wrist (S63.5)
- Sprain and strain of finger(s) (S63.6)
- Sprain and strain of other and unspecified parts of hand (S63.7)

Injury of nerves at wrist and hand level (S64)

- Injury of ulnar nerve at wrist and hand level (S64.0)
- Injury of median nerve at wrist and hand level (S64.1)
- Injury of radial nerve at wrist and hand level (S64.2)
- Injury of digital nerve of thumb (S64.3)
- Injury of digital nerve of other finger (S64.4)
- Injury of multiple nerves at wrist and hand level (S64.7)
- Injury of other nerves at wrist and hand level (S64.8)
- Injury of unspecified nerve at wrist and hand level (S64.9)

Injury of blood vessels at wrist and hand level (S65)

- Injury of ulnar artery at wrist and hand level (S65.0)
- Injury of radial artery at wrist and hand level (S65.1)
- Injury of superficial palmar arch (S65.2)
- Injury of deep palmar arch (S65.3)
- Injury of blood vessel(s) of thumb (S65.4)
- Injury of blood vessel(s) of other finger (S65.5)
- Injury of multiple blood vessels at wrist and hand level (S65.7)
- Injury of other blood vessels at wrist and hand level (S65.8)
- Injury of unspecified blood vessel at wrist and hand level (S65.9)

Injury of muscle and tendon at wrist and hand level (S66)

- Injury of long flexor muscle and tendon of thumb at wrist and hand level (S66.0)
- Injury of flexor muscle and tendon of other finger at wrist and hand level (S66.1)
- Injury of extensor muscle and tendon of thumb at wrist and hand level (S66.2)
- Injury of extensor muscle and tendon of other finger at wrist and hand level (S66.3)
- Injury of intrinsic muscle and tendon of thumb at wrist and hand level (S66.4)
- Injury of intrinsic muscle and tendon of other finger at wrist and hand level (S66.5)
- Injury of multiple flexor muscles and tendons at wrist and hand level (S66.6)
- Injury of multiple extensor muscles and tendons at wrist and hand level (S66.7)
- Injury of other muscles and tendons at wrist and hand level (S66.8)
- Injury of unspecified muscle and tendon at wrist and hand level (S66.9)

Crushing injury of wrist and hand (S67)

- Crushing injury of thumb and other finger(s) (S67.0)
- Crushing injury of other and unspecified parts of wrist and hand (S67.8)

Traumatic amputation of wrist and hand (S68)

- Traumatic amputation of thumb (complete) (partial) (S68.0)
- Traumatic amputation of other single finger (complete) (partial) (S68.1)
- Traumatic amputation of two fingers or more alone (complete) (partial) (S68.2)
- Combined traumatic amputation of (part of) finger(s) with other parts of wrist and hand (S68.3)
- Traumatic amputation of hand at wrist level (S68.4)

Add Health is directed by Robert A. Hummer and funded by the National Institute on Aging cooperative agreements U01 AG071448 (Hummer) and U01AG071450 (Aiello and Hummer) at the University of North Carolina at Chapel Hill. Waves I-V data are from the Add Health Program Project, grant P01 HD31921 (Harris) from Eunice Kennedy Shriver National Institute of Child Health and Human Development (NICHD), with cooperative funding from 23 other federal agencies and foundations. Add Health was designed by J. Richard Udry, Peter S. Bearman, and Kathleen Mullan Harris at the University of North Carolina at Chapel Hill (<http://www.cpc.unc.edu/addhealth>).

Traumatic amputation of other parts of wrist and hand (S68.8)
Traumatic amputation of wrist and hand, level unspecified (S68.9)

Other and unspecified injuries of wrist and hand (S69)
Multiple injuries of wrist and hand (S69.7)
Other specified injuries of wrist and hand (S69.8)
Unspecified injury of wrist and hand (S69.9)

Injuries to the hip and thigh (S70-S79)

Superficial injury of hip and thigh (S70)
Contusion of hip (S70.0)
Contusion of thigh (S70.1)
Multiple superficial injuries of hip and thigh (S70.7)
Other superficial injuries of hip and thigh (S70.8)
Superficial injury of hip and thigh, unspecified (S70.9)

Open wound of hip and thigh (S71)
Open wound of hip (S71.0)
Open wound of thigh (S71.1)
Multiple open wounds of hip and thigh (S71.7)
Open wound of other and unspecified parts of pelvic girdle (S71.8)

Fracture of femur (S72)
Fracture of neck of femur (S72.0)
Petrochanteric fracture (S72.1)
Subtrochanteric fracture (S72.2)
Fracture of shaft of femur (S72.3)
Fracture of lower end of femur (S72.4)
Multiple fractures of femur (S72.7)
Fractures of other parts of femur (S72.8)
Fracture of femur, part unspecified (S72.9)

Dislocation, sprain, and strain of joint and ligaments of hip (S73)
Dislocation of hip (S73.0)
Sprain and strain of hip (S73.1)

Injury of nerves at hip and thigh level (S74)
Injury of sciatic nerve at hip and thigh level (S74.0)
Injury of femoral nerve at hip and thigh level (S74.1)
Injury of cutaneous sensory nerve at hip and thigh level (S74.2)
Injury of multiple nerves at hip and thigh level (S74.7)
Injury of other nerves at hip and thigh level (S74.8)
Injury of unspecified nerve at hip and thigh level (S74.9)

Injury of blood vessels at hip and thigh level (S75)
Injury of femoral artery (S75.0)
Injury of femoral vein at hip and thigh level (S75.1)
Injury of greater saphenous vein at hip and thigh level (S75.2)
Injury of multiple blood vessels at hip and thigh level (S75.7)
Injury of other blood vessels at hip and thigh level (S75.8)
Injury of unspecified blood vessel at hip and thigh level (S75.9)

Injury of muscle and tendon at hip and thigh level (S76)
Injury of muscle and tendon of hip (S76.0)
Injury of quadriceps muscle and tendon (S76.1)
Injury of adductor muscle and tendon of thigh (S76.2)
Injury of muscle and tendon of the posterior muscle group at thigh level (S76.3)

Add Health is directed by Robert A. Hummer and funded by the National Institute on Aging cooperative agreements U01 AG071448 (Hummer) and U01AG071450 (Aiello and Hummer) at the University of North Carolina at Chapel Hill. Waves I-V data are from the Add Health Program Project, grant P01 HD31921 (Harris) from Eunice Kennedy Shriver National Institute of Child Health and Human Development (NICHD), with cooperative funding from 23 other federal agencies and foundations. Add Health was designed by J. Richard Udry, Peter S. Bearman, and Kathleen Mullan Harris at the University of North Carolina at Chapel Hill (<http://www.cpc.unc.edu/addhealth>).

Injury of other and unspecified muscles and tendons at thigh level (S76.4)
Injury of multiple muscles and tendons at hip and thigh level (S76.7)

Crushing injury of hip and thigh (S77)
Crushing injury of hip (S77.0)
Crushing injury of thigh (S77.1)
Crushing injury of hip with thigh (S77.2)

Traumatic amputation of hip and thigh (S78)
Traumatic amputation at hip joint (S78.0)
Traumatic amputation at level between hip and knee (S78.1)
Traumatic amputation of hip and thigh, level unspecified (S78.9)

Other and unspecified injuries of hip and thigh (S79)
Multiple injuries of hip and thigh (S79.7)
Other specified injuries of hip and thigh (S79.8)
Unspecified injury of hip and thigh (S79.9)

Injuries to the knee and lower leg (S80-S89)

Superficial injury of lower leg (S80)
Contusion of knee (S80.0)
Contusion of other and unspecified parts of lower leg (S80.1)
Multiple superficial injuries of lower leg (S80.7)
Other superficial injuries of lower leg (S80.8)
Superficial injury of lower leg, unspecified (S80.9)

Open wound of lower leg (S81)
Open wound of knee (S81.0)
Multiple open wounds of lower leg (S81.7)
Open wound of other parts of lower leg (S81.8)
Open wound of lower leg, part unspecified (S81.9)

Fracture of lower leg, including ankle (S82)
Fracture of patella (S82.0)
Fracture of upper end of tibia (S82.1)
Fracture of the shaft of tibia (S82.2)
Fracture of lower end of tibia (S82.3)
Fracture of fibula alone (S82.4)
Fracture of medial malleolus (S82.5)
Fracture of lateral malleolus (S82.6)
Multiple fractures of lower leg (S82.7)
Fractures of other parts of lower leg (S82.8)
Fracture of lower leg, unspecified (S82.9)

Dislocation, sprain, and strain of joints and ligaments of knee (S83)
Dislocation of patella (S83.0)
Dislocation of knee (S83.1)
Tear of meniscus, current (S83.2)
Tear of articular cartilage of knee, current (S83.3)
Sprain and strain involving (fibular) (tibial) collateral ligament of knee (S83.4)
Sprain and strain involving (anterior) (posterior) cruciate ligament of knee (S83.5)
Sprain and strain of other and unspecified parts of knee (S83.6)
Injury to multiple structures of knee (S83.7)

Injury of nerves at lower leg level (S84)
Injury of tibial nerve at lower leg level (S84.0)
Injury of peroneal nerve at lower leg level (S84.1)

Add Health is directed by Robert A. Hummer and funded by the National Institute on Aging cooperative agreements U01 AG071448 (Hummer) and U01AG071450 (Aiello and Hummer) at the University of North Carolina at Chapel Hill. Waves I-V data are from the Add Health Program Project, grant P01 HD31921 (Harris) from Eunice Kennedy Shriver National Institute of Child Health and Human Development (NICHD), with cooperative funding from 23 other federal agencies and foundations. Add Health was designed by J. Richard Udry, Peter S. Bearman, and Kathleen Mullan Harris at the University of North Carolina at Chapel Hill (<http://www.cpc.unc.edu/addhealth>).

- Injury of cutaneous sensory nerve at lower leg level (S84.2)
- Injury of multiple nerves at lower leg level (S84.7)
- Injury of other nerves at lower leg level (S84.8)
- Injury of unspecified nerve at lower leg level (S84.9)

Injury of blood vessels at lower leg level (S85)

- Injury of popliteal artery (S85.0)
- Injury of (anterior) (posterior) tibial artery (S85.1)
- Injury of peroneal artery (S85.2)
- Injury of greater saphenous vein at lower leg level (S85.3)
- Injury of lesser saphenous vein at lower leg level (S85.4)
- Injury of popliteal vein (S85.5)
- Injury of multiple blood vessels at lower leg level (S85.7)
- Injury of other blood vessels at lower leg level (S85.8)
- Injury of unspecified blood vessel at lower leg level (S85.9)

Injury of muscle and tendon at lower leg level (S86)

- Injury of Achilles tendon (S86.0)
- Injury of other muscle(s) and tendon(s) of posterior muscle group at lower leg level (S86.1)
- Injury of muscle(s) and tendon(s) of anterior muscle group at lower leg level (S86.2)
- Injury of muscle(s) and tendon(s) of peroneal muscle group at lower leg level (S86.3)
- Injury of multiple muscles and tendons at lower leg level (S86.7)
- Injury of other muscles and tendons at lower leg level (S86.8)
- Injury of unspecified muscle and tendon at lower leg level (S86.9)

Crushing injury of lower leg (S87)

- Crushing injury of knee (S87.0)
- Crushing injury of other and unspecified parts of lower leg (S87.8)

Traumatic amputation of lower leg (S88)

- Traumatic amputation at knee level (S88.0)
- Traumatic amputation at level between knee and ankle (S88.1)
- Traumatic amputation of lower leg, level unspecified (S88.9)

Other and unspecified injuries of lower leg (S89)

- Multiple injuries of lower leg (S89.7)
- Other specified injuries of lower leg (S89.8)
- Unspecified injury of lower leg (S89.9)

Injuries to the ankle and foot (S90-S99)

Superficial injury of ankle and foot (S90)

- Contusion of ankle (S90.0)
- Contusion of toe(s) without damage to nail (S90.1)
- Contusion of toe(s) with damage to nail (S90.2)
- Contusion of other and unspecified parts of foot (S90.3)
- Multiple superficial injuries of ankle and foot (S90.7)
- Other superficial injuries of ankle and foot (S90.8)
- Superficial injury of ankle and foot, unspecified (S90.9)

Open wound of ankle and foot (S91)

- Open wound of ankle (S91.0)
- Open wound of toe(s) without damage to nail (S91.1)
- Open wound of toe(s) with damage to nail (S91.2)
- Open wound of other parts of foot (S91.3)
- Multiple open wounds of ankle and foot (S91.7)

Fracture of foot except ankle (S92)

Add Health is directed by Robert A. Hummer and funded by the National Institute on Aging cooperative agreements U01 AG071448 (Hummer) and U01AG071450 (Aiello and Hummer) at the University of North Carolina at Chapel Hill. Waves I-V data are from the Add Health Program Project, grant P01 HD31921 (Harris) from Eunice Kennedy Shriver National Institute of Child Health and Human Development (NICHD), with cooperative funding from 23 other federal agencies and foundations. Add Health was designed by J. Richard Udry, Peter S. Bearman, and Kathleen Mullan Harris at the University of North Carolina at Chapel Hill (<http://www.cpc.unc.edu/addhealth>).

- Fracture of calcaneus (S92.0)
- Fracture of talus (S92.1)
- Fracture of other tarsal bone(s) (S92.2)
- Fracture of metatarsal bone (S92.3)
- Fracture of great toe (S92.4)
- Fracture of other toe (S92.5)
- Multiple fractures of foot (S92.7)
- Fracture of foot, unspecified (S92.9)

Dislocation, sprain, and strain of joints and ligaments at ankle and foot level (S93)

- Dislocation of ankle joint (S93.0)
- Dislocation of toe(s) (S93.1)
- Rupture of ligaments at ankle and foot level (S93.2)
- Dislocation of other and unspecified parts of foot (S93.3)
- Sprain and strain of ankle (S93.4)
- Sprain and strain of toe(s) (S93.5)
- Sprain and strain of other and unspecified parts of foot (S93.6)

Injury of nerves at ankle and foot level (S94)

- Injury of lateral plantar nerve (S94.0)
- Injury of medial plantar nerve (S94.1)
- Injury of deep peroneal nerve at ankle and foot level (S94.2)
- Injury of cutaneous sensory nerve at ankle and foot level (S94.3)
- Injury of multiple nerves at ankle and foot level (S94.7)
- Injury of other nerves at ankle and foot level (S94.8)
- Injury of unspecified nerve of ankle and foot (S94.9)

Injury of blood vessels at ankle and foot level (S95)

- Injury of dorsal artery of foot (S95.0)
- Injury of plantar artery of foot (S95.1)
- Injury of dorsal vein of foot (S95.2)
- Injury of multiple blood vessels at ankle and foot level (S95.7)
- Injury of other blood vessels at ankle and foot level (S95.8)
- Injury of unspecified blood vessel of ankle and foot level (S95.9)

Injury of muscle and tendon at ankle and foot level (S96)

- Injury of muscle and tendon of long flexor muscle of toe at ankle and foot level (S96.0)
- Injury of muscle and tendon of long extensor muscle of toe at ankle and foot level (S96.1)
- Injury of intrinsic muscle and tendon at ankle and foot level (S96.2)
- Injury of multiple muscles and tendons at ankle and foot level (S96.7)
- Injury of other muscles and tendons at ankle and foot level (S96.8)
- Injury of unspecified muscle and tendon at ankle and foot level (S96.9)

Crushing injury of ankle and foot (S97)

- Crushing injury of ankle (S97.0)
- Crushing injury of toe(s) (S97.1)
- Crushing injury of other parts of ankle and foot (S97.8)

Traumatic amputation of ankle and foot (S98)

- Traumatic amputation of foot at ankle level (S98.0)
- Traumatic amputation of one toe (S98.1)
- Traumatic amputation of two toes or more (S98.2)
- Traumatic amputation of other parts of foot (S98.3)
- Traumatic amputation of foot, level unspecified (S98.4)

Other and unspecified injuries of ankle and foot (S99)

- Multiple injuries of ankle and foot (S99.7)
- Other specified injuries of ankle and foot (S99.8)
- Unspecified injury of ankle and foot (S99.9)

Add Health is directed by Robert A. Hummer and funded by the National Institute on Aging cooperative agreements U01 AG071448 (Hummer) and U01AG071450 (Aiello and Hummer) at the University of North Carolina at Chapel Hill. Waves I-V data are from the Add Health Program Project, grant P01 HD31921 (Harris) from Eunice Kennedy Shriver National Institute of Child Health and Human Development (NICHD), with cooperative funding from 23 other federal agencies and foundations. Add Health was designed by J. Richard Udry, Peter S. Bearman, and Kathleen Mullan Harris at the University of North Carolina at Chapel Hill (<http://www.cpc.unc.edu/addhealth>).

Injuries involving multiple body regions (T00-T07)

Superficial injuries involving multiple body regions (T00)

- Superficial injuries involving multiple regions of upper limb(s) (T00.2)
- Superficial injuries involving multiple regions of lower limb(s) (T00.3)
- Superficial injuries involving other combinations of body regions (T00.8)
- Multiple superficial injuries, unspecified (T00.9)

Open wounds involving multiple body regions (T01)

- Open wounds involving multiple regions of upper limb(s) (T01.2)
- Open wounds involving multiple regions of lower limb(s) (T01.3)
- Multiple open wounds, unspecified (T01.9)

Fractures involving multiple body regions (T02)

- Fractures involving thorax with lower back and pelvis (T02.1)
- Fractures involving multiple regions of one upper limb (T02.2)
- Fractures involving multiple regions of one lower limb (T02.3)
- Fractures involving multiple regions of both upper limbs (T02.4)
- Fractures involving multiple regions of both lower limbs (T02.5)
- Fractures involving other combinations of body regions (T02.8)
- Multiple fractures, unspecified (T02.9)

Dislocations, sprains, and strains involving multiple body regions (T03)

- Dislocations, sprains, and strains involving thorax with lower back and pelvis (T03.1)
- Dislocations, sprains, and strains involving multiple regions of upper limb(s) (T03.2)
- Dislocations, sprains, and strains involving multiple regions of lower limb(s) (T03.3)
- Dislocations, sprains, and strains involving other combinations of body regions (T03.8)
- Multiple dislocations, sprains, and strains, unspecified (T03.9)

Crushing injuries involving multiple body regions (T04)

- Crushing injuries involving thorax with abdomen, lower back, and pelvis (T04.1)
- Crushing injuries involving multiple regions of upper limb(s) (T04.2)
- Crushing injuries involving multiple regions of lower limb(s) (T04.3)
- Crushing injuries involving other combinations of body regions (T04.8)
- Multiple crushing injuries, unspecified (T04.9)

Traumatic amputations involving multiple body regions (T05)

- Traumatic amputation of both hands (T05.0)
- Traumatic amputation of both arms [any level] (T05.2)
- Traumatic amputation of both feet (T05.3)
- Traumatic amputation of both legs [any level] (T05.5)
- Traumatic amputations involving other combinations of body regions (T05.8)
- Multiple traumatic amputations, unspecified (T05.9)

Other injuries involving multiple body regions, not elsewhere classified (T06)

- Injuries of nerves involving multiple body regions (T06.2)
- Injuries of blood vessels involving multiple body regions (T06.3)
- Injuries of muscles and tendons involving multiple body regions (T06.4)
- Injuries of intrathoracic organs with intra-abdominal and pelvic organs (T06.5)

Unspecified multiple injuries (T07)

Injuries to unspecified part of trunk, limb or body region (T08-T14)

Fracture of spine, level unspecified (T08)

Other injuries of spine and trunk, level unspecified (T09)

- Superficial injury of trunk, level unspecified (T09.0)

Add Health is directed by Robert A. Hummer and funded by the National Institute on Aging cooperative agreements U01 AG071448 (Hummer) and U01AG071450 (Aiello and Hummer) at the University of North Carolina at Chapel Hill. Waves I-V data are from the Add Health Program Project, grant P01 HD31921 (Harris) from Eunice Kennedy Shriver National Institute of Child Health and Human Development (NICHD), with cooperative funding from 23 other federal agencies and foundations. Add Health was designed by J. Richard Udry, Peter S. Bearman, and Kathleen Mullan Harris at the University of North Carolina at Chapel Hill (<http://www.cpc.unc.edu/addhealth>).

Open wound of trunk, level unspecified (T09.1)
Dislocation, sprain, and strain of unspecified joint and ligament of trunk (T09.2)
Injury of spinal cord, level unspecified (T09.3)
Injury of unspecified nerve, spinal nerve root, and plexus of trunk (T09.4)
Injury of unspecified muscle and tendon of trunk (T09.5)
Traumatic amputation of trunk, level unspecified (T09.6)
Other specified injuries of trunk, level unspecified (T09.8)
Unspecified injury of trunk, level unspecified (T09.9)

Fracture of upper limb, level unspecified (T10)

Other injuries of upper limb, level unspecified (T11)
Superficial injury of upper limb, level unspecified (T11.0)
Open wound of upper limb, level unspecified (T11.1)
Dislocation, sprain, and strain of unspecified joint and ligament of upper limb, level unspecified (T11.2)
Injury of unspecified nerve of upper limb, level unspecified (T11.3)
Injury of unspecified blood vessel of upper limb, level unspecified (T11.4)
Injury of unspecified muscle and tendon of upper limb, level unspecified (T11.5)
Traumatic amputation of upper limb, level unspecified (T11.6)
Other specified injuries of upper limb, level unspecified (T11.8)
Unspecified injury of upper limb, level unspecified (T11.9)

Fracture of lower limb, level unspecified (T12)

Other injuries of lower limb, level unspecified (T13)
Superficial injury of lower limb, level unspecified (T13.0)
Open wound of lower limb, level unspecified (T13.1)
Dislocation, sprain, and strain of unspecified joint and ligament of lower limb, level unspecified (T13.2)
Injury of unspecified nerve of lower limb, level unspecified (T13.3)
Injury of unspecified blood vessel of lower limb, level unspecified (T13.4)
Injury of unspecified muscle and tendon of lower limb, level unspecified (T13.5)
Traumatic amputation of lower limb, level unspecified (T13.6)
Other specified injuries of lower limb, level unspecified (T13.8)
Unspecified injury of lower limb, level unspecified (T13.9)

Injury of unspecified body region (T14)
Superficial injury of unspecified body region (T14.0)
Open wound of unspecified body region (T14.1)
Fracture of unspecified body region (T14.2)
Dislocation, sprain, and strain of unspecified body region (T14.3)
Injury of nerve(s) of unspecified body region (T14.4)
Injury of blood vessel(s) of unspecified body region (T14.5)
Injury of tendons and muscles of unspecified body region (T14.6)
Crushing injury and traumatic amputation of unspecified body region (T14.7)
Other injuries of unspecified body region (T14.8)
Injury, unspecified (T14.9)

Effects of foreign body entering through natural orifice (T15-T19)

Foreign body on external eye (T15)
Foreign body in cornea (T15.0)
Foreign body in conjunctival sac (T15.1)
Foreign body in other and multiple parts of external eye (T15.8)
Foreign body on external eye, part unspecified (T15.9)

Foreign body in ear (T16)

Foreign body in respiratory tract (T17)
Foreign body in nasal sinus (T17.0)
Foreign body in nostril (T17.1)
Foreign body in pharynx (T17.2)
Foreign body in larynx (T17.3)
Foreign body in trachea (T17.4)
Foreign body in bronchus (T17.5)
Foreign body in other and multiple parts of respiratory tract (T17.8)
Foreign body in respiratory tract, part unspecified (T17.9)

Foreign body in alimentary tract (T18)
Foreign body in mouth (T18.0)
Foreign body in esophagus (T18.1)
Foreign body in stomach (T18.2)
Foreign body in small intestine (T18.3)
Foreign body in colon (T18.4)
Foreign body in anus and rectum (T18.5)
Foreign body in other and multiple parts of alimentary tract (T18.8)
Foreign body in alimentary tract, part unspecified (T18.9)

Foreign body in genitourinary tract (T19)
Foreign body in urethra (T19.0)
Foreign body in bladder (T19.1)
Foreign body in vulva and vagina (T19.2)
Foreign body in uterus [any part] (T19.3)
Foreign body in other and multiple parts of genitourinary tract (T19.8)
Foreign body in genitourinary tract, part unspecified (T19.9)

Burns and corrosions (T20-T32)

Burns and corrosions of external body surface, specified by site (T20-T25)

Burn and corrosion of head and neck (T20)
Burn of unspecified degree of head and neck (T20.0)
Burn of first degree of head and neck (T20.1)
Burn of second degree of head and neck (T20.2)
Burn of third degree of head and neck (T20.3)
Corrosion of unspecified degree of head and neck (T20.4)
Corrosion of first degree of head and neck (T20.5)
Corrosion of second degree of head and neck (T20.6)
Corrosion of third degree of head and neck (T20.7)

Burn and corrosion of trunk (T21)
Burn of unspecified degree of trunk (T21.0)
Burn of first degree of trunk (T21.1)
Burn of second degree of trunk (T21.2)
Burn of third degree of trunk (T21.3)
Corrosion of unspecified degree of trunk (T21.4)
Corrosion of first degree of trunk (T21.5)
Corrosion of second degree of trunk (T21.6)
Corrosion of third degree of trunk (T21.7)

Burn and corrosion of shoulder and upper limb except wrist and hand (T22)
Burn of unspecified degree of shoulder and upper limb except wrist and hand (T22.0)
Burn of first degree of shoulder and upper limb except wrist and hand (T22.1)
Burn of second degree of shoulder and upper limb except wrist and hand (T22.2)
Burn of third degree of shoulder and upper limb except wrist and hand (T22.3)
Corrosion of unspecified degree of shoulder and upper limb except wrist and hand (T22.4)

Add Health is directed by Robert A. Hummer and funded by the National Institute on Aging cooperative agreements U01 AG071448 (Hummer) and U01AG071450 (Aiello and Hummer) at the University of North Carolina at Chapel Hill. Waves I-V data are from the Add Health Program Project, grant P01 HD31921 (Harris) from Eunice Kennedy Shriver National Institute of Child Health and Human Development (NICHD), with cooperative funding from 23 other federal agencies and foundations. Add Health was designed by J. Richard Udry, Peter S. Bearman, and Kathleen Mullan Harris at the University of North Carolina at Chapel Hill (<http://www.cpc.unc.edu/addhealth>).

Corrosion of first degree of shoulder and upper limb except wrist and hand (T22.5)
Corrosion of second degree of shoulder and upper limb except wrist and hand (T22.6)
Corrosion of third degree of shoulder and upper limb except wrist and hand (T22.7)

Burn and corrosion of wrist and hand (T23)

Burn of unspecified degree of wrist and hand (T23.0)
Burn of first degree of wrist and hand (T23.1)
Burn of second degree of wrist and hand (T23.2)
Burn of third degree of wrist and hand (T23.3)
Corrosion of unspecified degree of wrist and hand (T23.4)
Corrosion of first degree of wrist and hand (T23.5)
Corrosion of second degree of wrist and hand (T23.6)
Corrosion of third degree of wrist and hand (T23.7)

Burn and corrosion of hip and lower limb except ankle and foot (T24)

Burn of unspecified degree of hip and lower limb except ankle and foot (T24.0)
Burn of first degree of hip and lower limb except ankle and foot (T24.1)
Burn of second degree of hip and lower limb except ankle and foot (T24.2)
Burn of third degree of hip and lower limb except ankle and foot (T24.3)
Corrosion of unspecified degree of hip and lower limb except ankle and foot (T24.4)
Corrosion of first degree of hip and lower limb except ankle and foot (T24.5)
Corrosion of second degree of hip and lower limb except ankle and foot (T24.6)
Corrosion of third degree of hip and lower limb except ankle and foot (T24.7)

Burn and corrosion of ankle and foot (T25)

Burn of unspecified degree of ankle and foot (T25.0)
Burn of first degree of ankle and foot (T25.1)
Burn of second degree of ankle and foot (T25.2)
Burn of third degree of ankle and foot (T25.3)
Corrosion of unspecified degree of ankle and foot (T25.4)
Corrosion of first degree of ankle and foot (T25.5)
Corrosion of second degree of ankle and foot (T25.6)
Corrosion of third degree of ankle and foot (T25.7)

Burns and corruptions confined to eye and internal organs (T26-T28)

Burn and corrosion confined to eye and adnexa (T26)

Burn of eyelid and periocular area (T26.0)
Burn of cornea and conjunctival sac (T26.1)
Burn with resulting rupture and destruction of eyeball (T26.2)
Burn of other parts of eye and adnexa (T26.3)
Burn of eye and adnexa, part unspecified (T26.4)
Corrosion of eyelid and periocular area (T26.5)
Corrosion of cornea and conjunctival sac (T26.6)
Corrosion with resulting rupture and destruction of eyeball (T26.7)
Corrosion of other parts of eye and adnexa (T26.8)
Corrosion of eye and adnexa, part unspecified (T26.9)

Burn and corrosion of respiratory tract (T27)

Burn of larynx and trachea (T27.0)
Burn involving larynx and trachea with lung (T27.1)
Burn of other parts of respiratory tract (T27.2)
Burn of respiratory tract, part unspecified (T27.3)
Corrosion of larynx and trachea (T27.4)
Corrosion involving larynx and trachea with lung (T27.5)
Corrosion of other parts of respiratory tract (T27.6)
Corrosion of respiratory tract, part unspecified (T27.7)

Add Health is directed by Robert A. Hummer and funded by the National Institute on Aging cooperative agreements U01 AG071448 (Hummer) and U01AG071450 (Aiello and Hummer) at the University of North Carolina at Chapel Hill. Waves I-V data are from the Add Health Program Project, grant P01 HD31921 (Harris) from Eunice Kennedy Shriver National Institute of Child Health and Human Development (NICHD), with cooperative funding from 23 other federal agencies and foundations. Add Health was designed by J. Richard Udry, Peter S. Bearman, and Kathleen Mullan Harris at the University of North Carolina at Chapel Hill (<http://www.cpc.unc.edu/addhealth>).

Burn and corrosion of other internal organs (T28)
Burn of mouth and pharynx (T28.0)
Burn of esophagus (T28.1)
Burn of other parts of alimentary tract (T28.2)
Burn of internal genitourinary organs (T28.3)
Burn of other and unspecified internal organs (T28.4)
Corrosion of mouth and pharynx (T28.5)
Corrosion of esophagus (T28.6)
Corrosion of other parts of alimentary tract (T28.7)
Corrosion of internal genitourinary organs (T28.8)
Corrosion of other and unspecified internal organs (T28.9)

Burns and corrosions of multiple and unspecified body regions (T30-T32)

Burn and corrosion, body region unspecified (T30)
Burn of unspecified body region, unspecified degree (T30.0)
Burn of first-degree, body region unspecified (T30.1)
Burn of second-degree, body region unspecified (T30.2)
Burn of third-degree, body region unspecified (T30.3)
Corrosion of unspecified body region, unspecified degree (T30.4)
Corrosion of first-degree, body region unspecified (T30.5)
Corrosion of second-degree, body region unspecified (T30.6)
Corrosion of third-degree, body region unspecified (T30.7)

Burns classified according to extent of body surface involved (T31)

Burns involving less than 10 percent of body surface (T31.0)
Burns involving 10-19 percent of body surface (T31.1)
Burns involving 20-29 percent of body surface (T31.2)
Burns involving 30-39 percent of body surface (T31.3)
Burns involving 40-49 percent of body surface (T31.4)
Burns involving 50-59 percent of body surface (T31.5)
Burns involving 60-69 percent of body surface (T31.6)
Burns involving 70-79 percent of body surface (T31.7)
Burns involving 80-89 percent of body surface (T31.8)
Burns involving 90 percent of body surface or more (T31.9)

Corrosions classified according to extent of body surface involved (T32)

Corrosions involving less than 10 percent of body surface (T32.0)
Corrosions involving 10-19 percent of body surface (T32.1)
Corrosions involving 20-29 percent of body surface (T32.2)
Corrosions involving 30-39 percent of body surface (T32.3)
Corrosions involving 40-49 percent of body surface (T32.4)
Corrosions involving 50-59 percent of body surface (T32.5)
Corrosions involving 60-69 percent of body surface (T32.6)
Corrosions involving 70-79 percent of body surface (T32.7)
Corrosions involving 80-89 percent of body surface (T32.8)
Corrosions involving 90 percent of body surface or more (T32.9)

Frostbite (T33-T35)

Superficial frostbite (T33)

Superficial frostbite of head (T33.0)
Superficial frostbite of neck (T33.1)
Superficial frostbite of thorax (T33.2)
Superficial frostbite of abdominal wall, lower back, and pelvis (T33.3)
Superficial frostbite of arm (T33.4)
Superficial frostbite of wrist and hand (T33.5)
Superficial frostbite of hip and thigh (T33.6)

Add Health is directed by Robert A. Hummer and funded by the National Institute on Aging cooperative agreements U01 AG071448 (Hummer) and U01AG071450 (Aiello and Hummer) at the University of North Carolina at Chapel Hill. Waves I-V data are from the Add Health Program Project, grant P01 HD31921 (Harris) from Eunice Kennedy Shriver National Institute of Child Health and Human Development (NICHD), with cooperative funding from 23 other federal agencies and foundations. Add Health was designed by J. Richard Udry, Peter S. Bearman, and Kathleen Mullan Harris at the University of North Carolina at Chapel Hill (<http://www.cpc.unc.edu/addhealth>).

Superficial frostbite of knee and lower leg (T33.7)
Superficial frostbite of ankle and foot (T33.8)
Superficial frostbite of other and unspecified sites (T33.9)

Frostbite with tissue necrosis (T34)

Frostbite with tissue necrosis of head (T34.0)
Frostbite with tissue necrosis of neck (T34.1)
Frostbite with tissue necrosis of thorax (T34.2)
Frostbite with tissue necrosis of abdominal wall, lower back, and pelvis (T34.3)
Frostbite with tissue necrosis of arm (T34.4)
Frostbite with tissue necrosis of wrist and hand (T34.5)
Frostbite with tissue necrosis of hip and thigh (T34.6)
Frostbite with tissue necrosis of knee and lower leg (T34.7)
Frostbite with tissue necrosis of ankle and foot (T34.8)
Frostbite with tissue necrosis of other and unspecified sites (T34.9)

Frostbite involving multiple body regions and unspecified frostbite (T35)

Superficial frostbite involving multiple body regions (T35.0)
Frostbite with tissue necrosis involving multiple body regions (T35.1)
Unspecified frostbite of head and neck (T35.2)
Unspecified frostbite of thorax, abdomen, lower back, and pelvis (T35.3)
Unspecified frostbite of upper limb (T35.4)
Unspecified frostbite of lower limb (T35.5)
Unspecified frostbite involving multiple body regions (T35.6)
Unspecified frostbite of unspecified site (T35.7)

Poisoning by drugs, medicaments and biological substances (T36-T50)

Poisoning by systemic antibiotics (T36)

Penicillins (T36.0)
Cephalosporins and other -lactam antibiotics (T36.1)
Chloramphenicol group (T36.2)
Macrolides (T36.3)
Tetracyclines (T36.4)
Aminoglycosides (T36.5)
Rifamycins (T36.6)
Antifungal antibiotics systemically used (T36.7)
Other systemic antibiotics (T36.8)
Systemic antibiotic, unspecified (T36.9)

Poisoning by other systemic anti-infectives and antiparasitics (T37)

Sulfonamides (T37.0)
Antimycobacterial drugs (T37.1)
Antimalarials and drugs acting on other blood protozoa (T37.2)
Other antiprotozoal drugs (T37.3)
Anthelmintics (T37.4)
Antiviral drugs (T37.5)
Other specified systemic anti-infectives and antiparasitics (T37.8)
Systemic anti-infective and antiparasitic, unspecified (T37.9)

Poisoning by hormones and their synthetic substitutes and antagonists, not elsewhere classified (T38)

Glucocorticoids and synthetic analogues (T38.0)
Thyroid hormones and substitutes (T38.1)
Antithyroid drugs (T38.2)
Insulin and oral hypoglycemic [antidiabetic] drugs (T38.3)
Oral contraceptives (T38.4)
Other estrogens and progestogens (T38.5)
Antigonadotrophins, antiestrogens, and antiandrogens, not elsewhere classified (T38.6)

Add Health is directed by Robert A. Hummer and funded by the National Institute on Aging cooperative agreements U01 AG071448 (Hummer) and U01AG071450 (Aiello and Hummer) at the University of North Carolina at Chapel Hill. Waves I-V data are from the Add Health Program Project, grant P01 HD31921 (Harris) from Eunice Kennedy Shriver National Institute of Child Health and Human Development (NICHD), with cooperative funding from 23 other federal agencies and foundations. Add Health was designed by J. Richard Udry, Peter S. Bearman, and Kathleen Mullan Harris at the University of North Carolina at Chapel Hill (<http://www.cpc.unc.edu/addhealth>).

Androgens and anabolic congeners (T38.7)
Other and unspecified hormones and their synthetic substitutes (T38.8)
Other and unspecified hormone antagonists (T38.9)

Poisoning by nonopioid analgesics, antipyretics, and antirheumatics (T39)
Salicylates (T39.0)
4-Aminophenol derivatives (T39.1)
Pyrazolone derivatives (T39.2)
Other nonsteroidal anti-inflammatory drugs [NSAID] (T39.3)
Antirheumatics, not elsewhere classified (T39.4)
Other nonopioid analgesics and antipyretics, not elsewhere classified (T39.8)
Nonopioid analgesic, antipyretic, and antirheumatic, unspecified (T39.9)

Poisoning by narcotics and psychodysleptics [hallucinogens] (T40)
Opium (T40.0)
Heroin (T40.1)
Other opioids (T40.2)
Methadone (T40.3)
Other synthetic narcotics (T40.4)
Cocaine (T40.5)
Other and unspecified narcotics (T40.6)
Cannabis (derivatives) (T40.7)
Lysergide [LSD] (T40.8)
Other and unspecified psychodysleptics [hallucinogens] (T40.9)

Poisoning by anesthetics and therapeutic gases (T41)
Inhaled anesthetics (T41.0)
Intravenous anesthetics (T41.1)
Other and unspecified general anesthetics (T41.2)
Local anesthetics (T41.3)
Anesthetic, unspecified (T41.4)
Therapeutic gases (T41.5)

Poisoning by antiepileptic, sedative-hypnotic, and antiparkinsonism drugs (T42)
Hydantoin derivatives (T42.0)
Iminostilbenes (T42.1)
Succinimides and oxazolinediones (T42.2)
Barbiturates (T42.3)
Benzodiazepines (T42.4)
Mixed antiepileptics, not elsewhere classified (T42.5)
Other antiepileptic and sedative-hypnotic drugs (T42.6)
Antiepileptic and sedative-hypnotic drugs, unspecified (T42.7)
Antiparkinsonism drugs and other central muscle-tone depressants (T42.8)

Poisoning by psychotropic drugs, not elsewhere classified (T43)
Tricyclic and tetracyclic antidepressants (T43.0)
Monoamine-oxidase-inhibitor antidepressants (T43.1)
Other and unspecified antidepressants (T43.2)
Phenothiazine antipsychotics and neuroleptics (T43.3)
Butyrophenone and thioxanthene neuroleptics (T43.4)
Other and unspecified antipsychotics and neuroleptics (T43.5)
Psychostimulants with abuse potential (T43.6)
Other psychotropic drugs, not elsewhere classified (T43.8)
Psychotropic drug, unspecified (T43.9)

Poisoning by drugs primarily affecting the autonomic nervous system (T44)
Anticholinesterase agents (T44.0)
Other parasympathomimetics [cholinergics] (T44.1)

Add Health is directed by Robert A. Hummer and funded by the National Institute on Aging cooperative agreements U01 AG071448 (Hummer) and U01AG071450 (Aiello and Hummer) at the University of North Carolina at Chapel Hill. Waves I-V data are from the Add Health Program Project, grant P01 HD31921 (Harris) from Eunice Kennedy Shriver National Institute of Child Health and Human Development (NICHD), with cooperative funding from 23 other federal agencies and foundations. Add Health was designed by J. Richard Udry, Peter S. Bearman, and Kathleen Mullan Harris at the University of North Carolina at Chapel Hill (<http://www.cpc.unc.edu/addhealth>).

Ganglionic blocking drugs, not elsewhere classified (T44.2)
Other parasympatholytics [anticholinergics and antimuscarinics] and spasmolytics, not elsewhere classified (T44.3)
Predominantly α -adrenoreceptor agonists, not elsewhere classified (T44.4)
Predominantly β -adrenoreceptor agonists, not elsewhere classified (T44.5)
 α -Adrenoreceptor agonists, not elsewhere classified (T44.6)
 β -Adrenoreceptor agonists, not elsewhere classified (T44.7)
Centrally acting and adrenergic-neuron-blocking agents, not elsewhere classified (T44.8)
Other and unspecified drugs primarily affecting the autonomic nervous system (T44.9)

Poisoning by primarily systemic and hematological agents, not elsewhere classified (T45)

Antiallergic and antiemetic drugs (T45.0)
Antineoplastic and immunosuppressive drugs (T45.1)
Vitamins, not elsewhere classified (T45.2)
Enzymes, not elsewhere classified (T45.3)
Iron and its compounds (T45.4)
Anticoagulants (T45.5)
Fibrinolysis-affecting drugs (T45.6)
Anticoagulant antagonists, vitamin K, and other coagulants (T45.7)
Other primarily systemic and hematological agents (T45.8)
Primarily systemic and hematological agent, unspecified (T45.9)

Poisoning by agents primarily affecting the cardiovascular system (T46)

Cardiac-stimulant glycosides and drugs of similar action (T46.0)
Calcium-channel blockers (T46.1)
Other antidysrhythmic drugs, not elsewhere classified (T46.2)
Coronary vasodilators, not elsewhere classified (T46.3)
Angiotensin-converting-enzyme inhibitors (T46.4)
Other antihypertensive drugs, not elsewhere classified (T46.5)
Antihyperlipidemic and antiarteriosclerotic drugs (T46.6)
Peripheral vasodilators (T46.7)
Antivaricose drugs, including sclerosing agents (T46.8)
Other and unspecified agents primarily affecting the cardiovascular system (T46.9)

Poisoning by agents primarily affecting the gastrointestinal system (T47)

Histamine H₂-receptor antagonists (T47.0)
Other antacids and anti-gastric-secretion drugs (T47.1)
Stimulant laxatives (T47.2)
Saline and osmotic laxatives (T47.3)
Other laxatives (T47.4)
Digestants (T47.5)
Antidiarrheal drugs (T47.6)
Emetics (T47.7)
Other agents primarily affecting the gastrointestinal system (T47.8)
Agents primarily affecting the gastrointestinal system, unspecified (T47.9)

Poisoning by agents primarily acting on smooth and skeletal muscles and the respiratory system (T48)

Oxytocic drugs (T48.0)
Skeletal muscle relaxants [neuromuscular blocking agents] (T48.1)
Other and unspecified agents primarily acting on muscles (T48.2)
Antitussives (T48.3)
Expectorants (T48.4)
Anti-common-cold drugs (T48.5)
Antiasthmatics, not elsewhere classified (T48.6)
Other and unspecified agents primarily acting on the respiratory system (T48.7)

Poisoning by topical agents primarily affecting skin and mucous membrane and by ophthalmological, otorhinolaryngological, and dental drugs (T49)

Local antifungal, anti-infective, and anti-inflammatory drugs, not elsewhere classified (T49.0)
Antipruritics (T49.1)

Add Health is directed by Robert A. Hummer and funded by the National Institute on Aging cooperative agreements U01 AG071448 (Hummer) and U01AG071450 (Aiello and Hummer) at the University of North Carolina at Chapel Hill. Waves I-V data are from the Add Health Program Project, grant P01 HD31921 (Harris) from Eunice Kennedy Shriver National Institute of Child Health and Human Development (NICHD), with cooperative funding from 23 other federal agencies and foundations. Add Health was designed by J. Richard Udry, Peter S. Bearman, and Kathleen Mullan Harris at the University of North Carolina at Chapel Hill (<http://www.cpc.unc.edu/addhealth>).

- Local astringents and local detergents (T49.2)
- Emollients, demulcents, and protectants (T49.3)
- Keratolytics, keratoplastics, and other hair treatment drugs and preparations (T49.4)
- Ophthalmological drugs and preparations (T49.5)
- Otorhinolaryngological drugs and preparations (T49.6)
- Dental drugs, topically applied (T49.7)
- Other topical agents (T49.8)
- Topical agent, unspecified (T49.9)

Poisoning by diuretics and other and unspecified drugs, medicaments, and biological substances (T50)

- Mineralocorticoids and their antagonists (T50.0)
- Loop [high-ceiling] diuretics (T50.1)
- Carbonic-anhydrase inhibitors, benzothiadiazides, and other diuretics (T50.2)
- Electrolytic, caloric, and water-balance agents (T50.3)
- Drugs affecting uric acid metabolism (T50.4)
- Appetite depressants (T50.5)
- Antidotes and chelating agents, not elsewhere classified (T50.6)
- Analeptics and opioid receptor antagonists (T50.7)
- Diagnostic agents (T50.8)
- Other and unspecified drugs, medicaments, and biological substances (T50.9)

Toxic effects of substances chiefly nonmedicinal as to source (T51-T65)

Toxic effect of alcohol (T51)

- Ethanol (T51.0)
- Methanol (T51.1)
- 2-Propanol (T51.2)
- Fusel oil (T51.3)
- Other alcohols (T51.8)
- Alcohol, unspecified (T51.9)

Toxic effect of organic solvents (T52)

- Petroleum products (T52.0)
- Benzene (T52.1)
- Homologues of benzene (T52.2)
- Glycols (T52.3)
- Ketones (T52.4)
- Other organic solvents (T52.8)
- Organic solvent, unspecified (T52.9)

Toxic effect of halogen derivatives of aliphatic and aromatic hydrocarbons (T53)

- Carbon tetrachloride (T53.0)
- Chloroform (T53.1)
- Trichloroethylene (T53.2)
- Tetrachloroethylene (T53.3)
- Dichloromethane (T53.4)
- Chlorofluorocarbons (T53.5)
- Other halogen derivatives of aliphatic hydrocarbons (T53.6)
- Other halogen derivatives of aromatic hydrocarbons (T53.7)
- Halogen derivative of aliphatic and aromatic hydrocarbons, unspecified (T53.9)

Toxic effect of corrosive substances (T54)

- Phenol and phenol homologues (T54.0)
- Other corrosive organic compounds (T54.1)
- Corrosive acids and acidlike substances (T54.2)
- Corrosive alkalis and alkalilike substances (T54.3)
- Corrosive substance, unspecified (T54.9)

Add Health is directed by Robert A. Hummer and funded by the National Institute on Aging cooperative agreements U01 AG071448 (Hummer) and U01AG071450 (Aiello and Hummer) at the University of North Carolina at Chapel Hill. Waves I-V data are from the Add Health Program Project, grant P01 HD31921 (Harris) from Eunice Kennedy Shriver National Institute of Child Health and Human Development (NICHD), with cooperative funding from 23 other federal agencies and foundations. Add Health was designed by J. Richard Udry, Peter S. Bearman, and Kathleen Mullan Harris at the University of North Carolina at Chapel Hill (<http://www.cpc.unc.edu/addhealth>).

Toxic effect of soaps and detergents (T55)

Toxic effect of metals (T56)

- Lead and its compounds (T56.0)
- Mercury and its compounds (T56.1)
- Chromium and its compounds (T56.2)
- Cadmium and its compounds (T56.3)
- Copper and its compounds (T56.4)
- Zinc and its compounds (T56.5)
- Tin and its compounds (T56.6)
- Beryllium and its compounds (T56.7)
- Other metals (T56.8)
- Metal, unspecified (T56.9)

Toxic effect of other inorganic substances (T57)

- Arsenic and its compounds (T57.0)
- Phosphorus and its compounds (T57.1)
- Manganese and its compounds (T57.2)
- Hydrogen cyanide (T57.3)
- Other specified inorganic substances (T57.8)
- Inorganic substance, unspecified (T57.9)

Toxic effect of carbon monoxide (T58)

Toxic effect of other gases, fumes, and vapors (T59)

- Nitrogen oxides (T59.0)
- Sulphur dioxide (T59.1)
- Formaldehyde (T59.2)
- Lacrimogenic gas (T59.3)
- Chlorine gas (T59.4)
- Fluorine gas and hydrogen fluoride (T59.5)
- Hydrogen sulphide (T59.6)
- Carbon dioxide (T59.7)
- Other specified gases, fumes, and vapors (T59.8)
- Gases, fumes, and vapors, unspecified (T59.9)

Toxic effect of pesticides (T60)

- Organophosphate and carbamate insecticides (T60.0)
- Halogenated insecticides (T60.1)
- Other insecticides (T60.2)
- Herbicides and fungicides (T60.3)
- Rodenticides (T60.4)
- Other pesticides (T60.8)
- Pesticide, unspecified (T60.9)

Toxic effect of noxious substances eaten as seafood (T61)

- Ciguatera fish poisoning (T61.0)
- Scombroid fish poisoning (T61.1)
- Other fish and shellfish poisoning (T61.2)
- Toxic effect of other seafoods (T61.8)
- Toxic effect of unspecified seafood (T61.9)

Toxic effect of other noxious substances eaten as food (T62)

- Ingested mushrooms (T62.0)
- Ingested berries (T62.1)
- Other ingested (parts of) plant(s) (T62.2)
- Other specified noxious substances eaten as food (T62.8)
- Noxious substance eaten as food, unspecified (T62.9)

Add Health is directed by Robert A. Hummer and funded by the National Institute on Aging cooperative agreements U01 AG071448 (Hummer) and U01AG071450 (Aiello and Hummer) at the University of North Carolina at Chapel Hill. Waves I-V data are from the Add Health Program Project, grant P01 HD31921 (Harris) from Eunice Kennedy Shriver National Institute of Child Health and Human Development (NICHD), with cooperative funding from 23 other federal agencies and foundations. Add Health was designed by J. Richard Udry, Peter S. Bearman, and Kathleen Mullan Harris at the University of North Carolina at Chapel Hill (<http://www.cpc.unc.edu/addhealth>).

Toxic effect of contact with venomous animals (T63)
Snake venom (T63.0)
Venom of other reptiles (T63.1)
Venom of scorpion (T63.2)
Venom of spider (T63.3)
Venom of other arthropods (T63.4)
Toxic effect of contact with fish (T63.5)
Toxic effect of contact with other marine animals (T63.6)
Toxic effect of contact with other venomous animals (T63.8)
Toxic effect of contact with unspecified venomous animal (T63.9)

Toxic effect of aflatoxin and other mycotoxin food contaminants (T64)

Toxic effect of other and unspecified substances (T65)
Cyanides (T65.0)
Strychnine and its salts (T65.1)
Tobacco and nicotine (T65.2)
Nitroderivatives and aminoderivatives of benzene and its homologues (T65.3)
Carbon disulphide (T65.4)
Nitroglycerin and other nitric acids and esters (T65.5)
Paints and dyes, not elsewhere classified (T65.6)
Toxic effect of other specified substances (T65.8)
Toxic effect of unspecified substance (T65.9)

Other and unspecified effects of external causes (T66-T78)

Unspecified effects of radiation (T66)

Effects of heat and light (T67)
Heatstroke and sunstroke (T67.0)
Heat syncope (T67.1)
Heat cramp (T67.2)
Heat exhaustion, anhydrotic (T67.3)
Heat exhaustion due to salt depletion (T67.4)
Heat exhaustion, unspecified (T67.5)
Heat fatigue, transient (T67.6)
Heat edema (T67.7)
Other effects of heat and light (T67.8)
Effect of heat and light, unspecified (T67.9)

Hypothermia (T68)

Other effects of reduced temperature (T69)
Immersion hand and foot (T69.0)
Chilblains (T69.1)
Other specified effects of reduced temperature (T69.8)
Effect of reduced temperature, unspecified (T69.9)

Effects of air pressure and water pressure (T70)
Otitic barotrauma (T70.0)
Sinus barotrauma (T70.1)
Other and unspecified effects of high altitude (T70.2)
Caisson disease [decompression sickness] (T70.3)
Effects of high-pressure fluids (T70.4)
Other effects of air pressure and water pressure (T70.8)
Effect of air pressure and water pressure, unspecified (T70.9)

Add Health is directed by Robert A. Hummer and funded by the National Institute on Aging cooperative agreements U01 AG071448 (Hummer) and U01AG071450 (Aiello and Hummer) at the University of North Carolina at Chapel Hill. Waves I-V data are from the Add Health Program Project, grant P01 HD31921 (Harris) from Eunice Kennedy Shriver National Institute of Child Health and Human Development (NICHD), with cooperative funding from 23 other federal agencies and foundations. Add Health was designed by J. Richard Udry, Peter S. Bearman, and Kathleen Mullan Harris at the University of North Carolina at Chapel Hill (<http://www.cpc.unc.edu/addhealth>).

Asphyxiation (T71)

Effects of other deprivation (T73)

- Effects of hunger (T73.0)
- Effects of thirst (T73.1)
- Exhaustion due to exposure (T73.2)
- Exhaustion due to excessive exertion (T73.3)
- Other effects of deprivation (T73.8)
- Effect of deprivation, unspecified (T73.9)

Maltreatment syndrome (T74)

- Neglect or abandonment (T74.0)
- Physical abuse (T74.1)
- Sexual abuse (T74.2)
- Psychological abuse (T74.3)
- Other maltreatment syndromes (T74.8)
- Maltreatment syndrome, unspecified (T74.9)

Effects of other external causes (T75)

- Effects of lightning (T75.0)
- Drowning and nonfatal submersion (T75.1)
- Effects of vibration (T75.2)
- Motion sickness (T75.3)
- Effects of electric current (T75.4)
- Other specified effects of external causes (T75.8)

Adverse effects, not elsewhere classified (T78)

- Anaphylactic shock due to adverse food reaction (T78.0)
- Other adverse food reactions, not elsewhere classified (T78.1)
- Anaphylactic shock, unspecified (T78.2)
- Angioneurotic edema (T78.3)
- Allergy, unspecified (T78.4)
- Other adverse effects, not elsewhere classified (T78.8)
- Adverse effect, unspecified (T78.9)

Certain early complications of trauma, not elsewhere classified (T79)

- Air embolism (traumatic) (T79.0)
- Fat embolism (traumatic) (T79.1)
- Traumatic secondary and recurrent hemorrhage (T79.2)
- Posttraumatic wound infection, not elsewhere classified (T79.3)
- Traumatic shock (T79.4)
- Traumatic anuria (T79.5)
- Traumatic ischemia of muscle (T79.6)
- Traumatic subcutaneous emphysema (T79.7)
- Other early complications of trauma (T79.8)
- Unspecified early complication of trauma (T79.9)

Complications of surgical and medical care, not elsewhere classified (T80-T88)

Complications following infusion, transfusion, and therapeutic injection (T80)

- Air embolism following infusion, transfusion, and therapeutic injection (T80.0)
- Vascular complications following infusion, transfusion, and therapeutic injection (T80.1)
- Infections following infusion, transfusion, and therapeutic injection (T80.2)
- ABO incompatibility reaction (T80.3)
- Rh incompatibility reaction (T80.4)
- Anaphylactic shock due to serum (T80.5)
- Other serum reactions (T80.6)
- Other complications following infusion, transfusion, and therapeutic injection (T80.8)

Add Health is directed by Robert A. Hummer and funded by the National Institute on Aging cooperative agreements U01 AG071448 (Hummer) and U01AG071450 (Aiello and Hummer) at the University of North Carolina at Chapel Hill. Waves I-V data are from the Add Health Program Project, grant P01 HD31921 (Harris) from Eunice Kennedy Shriver National Institute of Child Health and Human Development (NICHD), with cooperative funding from 23 other federal agencies and foundations. Add Health was designed by J. Richard Udry, Peter S. Bearman, and Kathleen Mullan Harris at the University of North Carolina at Chapel Hill (<http://www.cpc.unc.edu/addhealth>).

Unspecified complication following infusion, transfusion, and therapeutic injection (T80.9)

Complications of procedures, not elsewhere classified (T81)

- Hemorrhage and hematoma complicating a procedure, not elsewhere classified (T81.0)
- Shock during or resulting from a procedure, not elsewhere classified (T81.1)
- Accidental puncture and laceration during a procedure, not elsewhere classified (T81.2)
- Disruption of operation wound, not elsewhere classified (T81.3)
- Infection following a procedure, not elsewhere classified (T81.4)
- Foreign body accidentally left in body cavity or operation wound following a procedure (T81.5)
- Acute reaction to foreign substance accidentally left during a procedure (T81.6)
- Vascular complications following a procedure, not elsewhere classified (T81.7)
- Other complications of procedures, not elsewhere classified (T81.8)
- Unspecified complication of procedure (T81.9)

Complications of cardiac and vascular prosthetic devices, implants, and grafts (T82)

- Mechanical complication of heart valve prosthesis (T82.0)
- Mechanical complication of cardiac electronic device (T82.1)
- Mechanical complication of coronary artery bypass and valve grafts (T82.2)
- Mechanical complication of other vascular grafts (T82.3)
- Mechanical complication of vascular dialysis catheter (T82.4)
- Mechanical complication of other cardiac and vascular devices and implants (T82.5)
- Infection and inflammatory reaction due to cardiac valve prosthesis (T82.6)
- Infection and inflammatory reaction due to other cardiac and vascular devices, implants, and grafts (T82.7)
- Other complications of cardiac and vascular prosthetic devices, implants, and grafts (T82.8)
- Unspecified complication of cardiac and vascular prosthetic device, implant, and graft (T82.9)

Complications of genitourinary prosthetic devices, implants, and grafts (T83)

- Mechanical complication of urinary (indwelling) catheter (T83.0)
- Mechanical complication of other urinary devices and implants (T83.1)
- Mechanical complication of graft of urinary organ (T83.2)
- Mechanical complication of intrauterine contraceptive device (T83.3)
- Mechanical complication of other prosthetic devices, implants, and grafts in genital tract (T83.4)
- Infection and inflammatory reaction due to prosthetic device, implant, and graft in urinary system (T83.5)
- Infection and inflammatory reaction due to prosthetic device, implant, and graft in genital tract (T83.6)
- Other complications of genitourinary prosthetic devices, implants, and grafts (T83.8)
- Unspecified complication of genitourinary prosthetic device, implant, and graft (T83.9)

Complications of internal orthopedic prosthetic devices, implants, and grafts (T84)

- Mechanical complication of internal joint prosthesis (T84.0)
- Mechanical complication of internal fixation device of bones of limb (T84.1)
- Mechanical complication of internal fixation device of other bones (T84.2)
- Mechanical complication of other bone devices, implants, and grafts (T84.3)
- Mechanical complication of other internal orthopedic devices, implants, and grafts (T84.4)
- Infection and inflammatory reaction due to internal joint prosthesis (T84.5)
- Infection and inflammatory reaction due to internal fixation device [any site] (T84.6)
- Infection and inflammatory reaction due to other internal orthopedic prosthetic devices, implants, and grafts (T84.7)
- Other complications of internal orthopedic prosthetic devices, implants, and grafts (T84.8)
- Unspecified complication of internal orthopedic prosthetic device, implant, and graft (T84.9)

Complications of other internal prosthetic devices, implants, and grafts (T85)

- Mechanical complication of ventricular intracranial (communicating) shunt (T85.0)
- Mechanical complication of implanted electronic stimulator of nervous system (T85.1)
- Mechanical complication of intraocular lens (T85.2)
- Mechanical complication of other ocular prosthetic devices, implants, and grafts (T85.3)
- Mechanical complication of breast prosthesis and implant (T85.4)
- Mechanical complication of gastrointestinal prosthetic devices, implants, and grafts (T85.5)
- Mechanical complication of other specified internal prosthetic devices, implants, and grafts (T85.6)
- Infection and inflammatory reaction due to other internal prosthetic devices, implants, and grafts (T85.7)

Add Health is directed by Robert A. Hummer and funded by the National Institute on Aging cooperative agreements U01 AG071448 (Hummer) and U01AG071450 (Aiello and Hummer) at the University of North Carolina at Chapel Hill. Waves I-V data are from the Add Health Program Project, grant P01 HD31921 (Harris) from Eunice Kennedy Shriver National Institute of Child Health and Human Development (NICHD), with cooperative funding from 23 other federal agencies and foundations. Add Health was designed by J. Richard Udry, Peter S. Bearman, and Kathleen Mullan Harris at the University of North Carolina at Chapel Hill (<http://www.cpc.unc.edu/addhealth>).

Other complications of internal prosthetic devices, implants, and grafts, not elsewhere classified (T85.8)
Unspecified complication of internal prosthetic device, implant, and graft (T85.9)

Failure and rejection of transplanted organs and tissues (T86)

Bone-marrow transplant rejection (T86.0)
Kidney transplant failure and rejection (T86.1)
Heart transplant failure and rejection (T86.2)
Heart-lung transplant failure and rejection (T86.3)
Liver transplant failure and rejection (T86.4)
Failure and rejection of other transplanted organs and tissues (T86.8)
Failure and rejection of unspecified transplanted organ and tissue (T86.9)

Complications peculiar to reattachment and amputation (T87)

Complications of reattached (part of) upper extremity (T87.0)
Complications of reattached (part of) lower extremity (T87.1)
Complications of other reattached body part (T87.2)
Neuroma of amputation stump (T87.3)
Infection of amputation stump (T87.4)
Necrosis of amputation stump (T87.5)
Other and unspecified complications of amputation stump (T87.6)

Other complications of surgical and medical care, not elsewhere classified (T88)

Infection following immunization (T88.0)
Other complications following immunization, not elsewhere classified (T88.1)
Shock due to anesthesia (T88.2)
Malignant hyperthermia due to anesthesia (T88.3)
Failed or difficult intubation (T88.4)
Other complications of anesthesia (T88.5)
Anaphylactic shock due to adverse effect of correct drug or medicament properly administered (T88.6)
Unspecified adverse effect of drug or medicament (T88.7)
Other specified complications of surgical and medical care, not elsewhere classified (T88.8)
Complication of surgical and medical care, unspecified (T88.9)

Sequelae of injuries, of poisoning and of other consequences of external causes (T90-T98)

Sequelae of injuries of head (T90)

Sequelae of superficial injury of head (T90.0)
Sequelae of open wound of head (T90.1)
Sequelae of fracture of skull and facial bones (T90.2)
Sequelae of injury of cranial nerves (T90.3)
Sequelae of injury of eye and orbit (T90.4)
Sequelae of intracranial injury (T90.5)
Sequelae of other specified injuries of head (T90.8)
Sequelae of unspecified injury of head (T90.9)

Sequelae of injuries of neck and trunk (T91)

Sequelae of superficial injury and open wound of neck and trunk (T91.0)
Sequelae of fracture of spine (T91.1)
Sequelae of other fracture of thorax and pelvis (T91.2)
Sequelae of injury of spinal cord (T91.3)
Sequelae of injury of intrathoracic organs (T91.4)
Sequelae of injury of intra-abdominal and pelvic organs (T91.5)
Sequelae of other specified injuries of neck and trunk (T91.8)
Sequelae of unspecified injury of neck and trunk (T91.9)

Sequelae of injuries of upper limb (T92)

Sequelae of open wound of upper limb (T92.0)
Sequelae of fracture of arm (T92.1)

Add Health is directed by Robert A. Hummer and funded by the National Institute on Aging cooperative agreements U01 AG071448 (Hummer) and U01AG071450 (Aiello and Hummer) at the University of North Carolina at Chapel Hill. Waves I-V data are from the Add Health Program Project, grant P01 HD31921 (Harris) from Eunice Kennedy Shriver National Institute of Child Health and Human Development (NICHD), with cooperative funding from 23 other federal agencies and foundations. Add Health was designed by J. Richard Udry, Peter S. Bearman, and Kathleen Mullan Harris at the University of North Carolina at Chapel Hill (<http://www.cpc.unc.edu/addhealth>).

- Sequelae of fracture at wrist and hand level (T92.2)
- Sequelae of dislocation, sprain, and strain of upper limb (T92.3)
- Sequelae of injury of nerve of upper limb (T92.4)
- Sequelae of injury of muscle and tendon of upper limb (T92.5)
- Sequelae of crushing injury and traumatic amputation of upper limb (T92.6)
- Sequelae of other specified injuries of upper limb (T92.8)
- Sequelae of unspecified injury of upper limb (T92.9)

Sequelae of injuries of lower limb (T93)

- Sequelae of open wound of lower limb (T93.0)
- Sequelae of fracture of femur (T93.1)
- Sequelae of other fractures of lower limb (T93.2)
- Sequelae of dislocation, sprain, and strain of lower limb (T93.3)
- Sequelae of injury to nerve of lower limb (T93.4)
- Sequelae of injury of muscle and tendon of lower limb (T93.5)
- Sequelae of crushing injury and traumatic amputation of lower limb (T93.6)
- Sequelae of other specified injuries of lower limb (T93.8)
- Sequelae of unspecified injury of lower limb (T93.9)

Sequelae of injuries involving multiple and unspecified body regions (T94)

- Sequelae of injuries involving multiple body regions (T94.0)
- Sequelae of injuries, not specified by body regions (T94.1)

Sequelae of burns, corrosions, and frostbite (T95)

- Sequelae of burn, corrosion, and frostbite of head and neck (T95.0)
- Sequelae of burn, corrosion, and frostbite of trunk (T95.1)
- Sequelae of burn, corrosion, and frostbite of upper limb (T95.2)
- Sequelae of burn, corrosion, and frostbite of lower limb (T95.3)
- Sequelae of burn and corrosion classifiable only according to extent of body surface involved (T95.4)
- Sequelae of other specified burn, corrosion, and frostbite (T95.8)
- Sequelae of unspecified burn, corrosion, and frostbite (T95.9)

Sequelae of poisoning by drugs, medicaments, and biological substances (T96)

Sequelae of toxic effects of substances chiefly nonmedicinal as to source (T97)

Sequelae of other and unspecified effects of external causes (T98)

- Sequelae of effects of foreign body entering through natural orifice (T98.0)
- Sequelae of other and unspecified effects of external causes (T98.1)
- Sequelae of certain early complications of trauma (T98.2)
- Sequelae of complications of surgical and medical care, not elsewhere classified (T98.3)

XX. External causes of morbidity and mortality (*U01-*U03, V01-Y89)

Terrorism (homicide) (*U01) (Added in 2001)

- Terrorism involving explosion of marine weapons (homicide) (*U01.0)
- Terrorism involving destruction of aircraft (homicide) (*U01.1)
- Terrorism involving other explosions and fragments (homicide) (*U01.2)
- Terrorism involving fires, conflagration, and hot substances (homicide) (*U01.3)
- Terrorism involving firearms (homicide) (*U01.4)
- Terrorism involving nuclear weapons (homicide) (*U01.5)
- Terrorism involving biological weapons (homicide) (*U01.6)
- Terrorism involving chemical weapons (homicide) (*U01.7)
- Terrorism, other specified (homicide) (*U01.8)
- Terrorism, unspecified (homicide) (*U01.9)

Sequelae of terrorism (homicide) (*U02) (Added in 2001)

Add Health is directed by Robert A. Hummer and funded by the National Institute on Aging cooperative agreements U01 AG071448 (Hummer) and U01AG071450 (Aiello and Hummer) at the University of North Carolina at Chapel Hill. Waves I-V data are from the Add Health Program Project, grant P01 HD31921 (Harris) from Eunice Kennedy Shriver National Institute of Child Health and Human Development (NICHD), with cooperative funding from 23 other federal agencies and foundations. Add Health was designed by J. Richard Udry, Peter S. Bearman, and Kathleen Mullan Harris at the University of North Carolina at Chapel Hill (<http://www.cpc.unc.edu/addhealth>).

Terrorism (suicide) (*U03) (Added in 2001)
Terrorism involving explosions and fragments (suicide) (*U03.0)
Terrorism by other and unspecified means (suicide) (*U03.9)

Pedestrian injured in transport accident (V01-V09)

Pedestrian injured in collision with pedal cycle (V01)
Nontraffic accident (V01.0)
Traffic accident (V01.1)
Unspecified whether traffic or nontraffic accident (V01.9)

Pedestrian injured in collision with two- or three-wheeled motor vehicle (V02)
Nontraffic accident (V02.0)
Traffic accident (V02.1)
Unspecified whether traffic or nontraffic accident (V02.9)

Pedestrian injured in collision with car, pickup truck, or van (V03)
Nontraffic accident (V03.0)
Traffic accident (V03.1)
Unspecified whether traffic or nontraffic accident (V03.9)

Pedestrian injured in collision with heavy transport vehicle or bus (V04)
Nontraffic accident (V04.0)
Traffic accident (V04.1)
Unspecified whether traffic or nontraffic accident (V04.9)

Pedestrian injured in collision with railway train or railway vehicle (V05)
Nontraffic accident (V05.0)
Traffic accident (V05.1)
Unspecified whether traffic or nontraffic accident (V05.9)

Pedestrian injured in collision with other nonmotor vehicle (V06)
Nontraffic accident (V06.0)
Traffic accident (V06.1)
Unspecified whether traffic or nontraffic accident (V06.9)

Pedestrian injured in other and unspecified transport accidents (V09)
Pedestrian injured in nontraffic accident involving other and unspecified motor vehicles (V09.0)
Pedestrian injured in unspecified nontraffic accident (V09.1)
Pedestrian injured in traffic accident involving other and unspecified motor vehicles (V09.2)
Pedestrian injured in unspecified traffic accident (V09.3)
Pedestrian injured in unspecified transport accident (V09.9)

Pedal cyclist injured in transport accident (V10-V19)

Pedal cyclist injured in collision with pedestrian or animal (V10)
Driver injured in nontraffic accident (V10.0)
Passenger injured in nontraffic accident (V10.1)
Unspecified pedal cyclist injured in nontraffic accident (V10.2)
Person injured while boarding or alighting (V10.3)
Driver injured in traffic accident (V10.4)
Passenger injured in traffic accident (V10.5)
Unspecified pedal cyclist injured in traffic accident (V10.9)

Pedal cyclist injured in collision with other pedal cycle (V11)
Driver injured in nontraffic accident (V11.0)
Passenger injured in nontraffic accident (V11.1)
Unspecified pedal cyclist injured in nontraffic accident (V11.2)

Add Health is directed by Robert A. Hummer and funded by the National Institute on Aging cooperative agreements U01 AG071448 (Hummer) and U01AG071450 (Aiello and Hummer) at the University of North Carolina at Chapel Hill. Waves I-V data are from the Add Health Program Project, grant P01 HD31921 (Harris) from Eunice Kennedy Shriver National Institute of Child Health and Human Development (NICHD), with cooperative funding from 23 other federal agencies and foundations. Add Health was designed by J. Richard Udry, Peter S. Bearman, and Kathleen Mullan Harris at the University of North Carolina at Chapel Hill (<http://www.cpc.unc.edu/addhealth>).

Person injured while boarding or alighting (V11.3)
Driver injured in traffic accident (V11.4)
Passenger injured in traffic accident (V11.5)
Unspecified pedal cyclist injured in traffic accident (V11.9)

Pedal cyclist injured in collision with two- or three-wheeled motor vehicle (V12)

Driver injured in nontraffic accident (V12.0)
Passenger injured in nontraffic accident (V12.1)
Unspecified pedal cyclist injured in nontraffic accident (V12.2)
Person injured while boarding or alighting (V12.3)
Driver injured in traffic accident (V12.4)
Passenger injured in traffic accident (V12.5)
Unspecified pedal cyclist injured in traffic accident (V12.9)

Pedal cyclist injured in collision with car, pickup truck, or van (V13)

Driver injured in nontraffic accident (V13.0)
Passenger injured in nontraffic accident (V13.1)
Unspecified pedal cyclist injured in nontraffic accident (V13.2)
Person injured while boarding or alighting (V13.3)
Driver injured in traffic accident (V13.4)
Passenger injured in traffic accident (V13.5)
Unspecified pedal cyclist injured in traffic accident (V13.9)

Pedal cyclist injured in collision with heavy transport vehicle or bus (V14)

Driver injured in nontraffic accident (V14.0)
Passenger injured in nontraffic accident (V14.1)
Unspecified pedal cyclist injured in nontraffic accident (V14.2)
Person injured while boarding or alighting (V14.3)
Driver injured in traffic accident (V14.4)
Passenger injured in traffic accident (V14.5)
Unspecified pedal cyclist injured in traffic accident (V14.9)

Pedal cyclist injured in collision with railway train or railway vehicle (V15)

Driver injured in nontraffic accident (V15.0)
Passenger injured in nontraffic accident (V15.1)
Unspecified pedal cyclist injured in nontraffic accident (V15.2)
Person injured while boarding or alighting (V15.3)
Driver injured in traffic accident (V15.4)
Passenger injured in traffic accident (V15.5)
Unspecified pedal cyclist injured in traffic accident (V15.9)

Pedal cyclist injured in collision with other nonmotor vehicle (V16)

Driver injured in nontraffic accident (V16.0)
Passenger injured in nontraffic accident (V16.1)
Unspecified pedal cyclist injured in nontraffic accident (V16.2)
Person injured while boarding or alighting (V16.3)
Driver injured in traffic accident (V16.4)
Passenger injured in traffic accident (V16.5)
Unspecified pedal cyclist injured in traffic accident (V16.9)

Pedal cyclist injured in collision with fixed or stationary object (V17)

Driver injured in nontraffic accident (V17.0)
Passenger injured in nontraffic accident (V17.1)
Unspecified pedal cyclist injured in nontraffic accident (V17.2)
Person injured while boarding or alighting (V17.3)
Driver injured in traffic accident (V17.4)
Passenger injured in traffic accident (V17.5)
Unspecified pedal cyclist injured in traffic accident (V17.9)

Add Health is directed by Robert A. Hummer and funded by the National Institute on Aging cooperative agreements U01 AG071448 (Hummer) and U01AG071450 (Aiello and Hummer) at the University of North Carolina at Chapel Hill. Waves I-V data are from the Add Health Program Project, grant P01 HD31921 (Harris) from Eunice Kennedy Shriver National Institute of Child Health and Human Development (NICHD), with cooperative funding from 23 other federal agencies and foundations. Add Health was designed by J. Richard Udry, Peter S. Bearman, and Kathleen Mullan Harris at the University of North Carolina at Chapel Hill (<http://www.cpc.unc.edu/addhealth>).

Pedal cyclist injured in noncollision transport accident (V18)

- Driver injured in nontraffic accident (V18.0)
- Passenger injured in nontraffic accident (V18.1)
- Unspecified pedal cyclist injured in nontraffic accident (V18.2)
- Person injured while boarding or alighting (V18.3)
- Driver injured in traffic accident (V18.4)
- Passenger injured in traffic accident (V18.5)
- Unspecified pedal cyclist injured in traffic accident (V18.9)

Pedal cyclist injured in other and unspecified transport accidents (V19)

- Driver injured in collision with other and unspecified motor vehicles in nontraffic accident (V19.0)
- Passenger injured in collision with other and unspecified motor vehicles in nontraffic accident (V19.1)
- Unspecified pedal cyclist injured in collision with other and unspecified motor vehicles in nontraffic accident (V19.2)
- Pedal cyclist [any] injured in an unspecified nontraffic accident (V19.3)
- Driver injured in collision with other and unspecified motor vehicles in traffic accident (V19.4)
- Passenger injured in collision with other and unspecified motor vehicles in traffic accident (V19.5)
- Unspecified pedal cyclist injured in collision with other and unspecified motor vehicles in traffic accident (V19.6)
- Pedal cyclist [any] injured in other specified transport accidents (V19.8)
- Pedal cyclist [any] injured in unspecified traffic accident (V19.9)

Motorcycle rider injured in transport accident (V20-V29)

Motorcycle rider injured in collision with pedestrian or animal (V20)

- Driver injured in nontraffic accident (V20.0)
- Passenger injured in nontraffic accident (V20.1)
- Unspecified motorcycle rider injured in nontraffic accident (V20.2)
- Person injured while boarding or alighting (V20.3)
- Driver injured in traffic accident (V20.4)
- Passenger injured in traffic accident (V20.5)
- Unspecified motorcycle rider injured in traffic accident (V20.9)

Motorcycle rider injured in collision with pedal cycle (V21)

- Driver injured in nontraffic accident (V21.0)
- Passenger injured in nontraffic accident (V21.1)
- Unspecified motorcycle rider injured in nontraffic accident (V21.2)
- Person injured while boarding or alighting (V21.3)
- Driver injured in traffic accident (V21.4)
- Passenger injured in traffic accident (V21.5)
- Unspecified motorcycle rider injured in traffic accident (V21.9)

Motorcycle rider injured in collision with two- or three-wheeled motor vehicle (V22)

- Driver injured in nontraffic accident (V22.0)
- Passenger injured in nontraffic accident (V22.1)
- Unspecified motorcycle rider injured in nontraffic accident (V22.2)
- Person injured while boarding or alighting (V22.3)
- Driver injured in traffic accident (V22.4)
- Passenger injured in traffic accident (V22.5)
- Unspecified motorcycle rider injured in traffic accident (V22.9)

Motorcycle rider injured in collision with car, pickup truck, or van (V23)

- Driver injured in nontraffic accident (V23.0)
- Passenger injured in nontraffic accident (V23.1)
- Unspecified motorcycle rider injured in nontraffic accident (V23.2)
- Person injured while boarding or alighting (V23.3)
- Driver injured in traffic accident (V23.4)
- Passenger injured in traffic accident (V23.5)
- Unspecified motorcycle rider injured in traffic accident (V23.9)

Add Health is directed by Robert A. Hummer and funded by the National Institute on Aging cooperative agreements U01 AG071448 (Hummer) and U01AG071450 (Aiello and Hummer) at the University of North Carolina at Chapel Hill. Waves I-V data are from the Add Health Program Project, grant P01 HD31921 (Harris) from Eunice Kennedy Shriver National Institute of Child Health and Human Development (NICHD), with cooperative funding from 23 other federal agencies and foundations. Add Health was designed by J. Richard Udry, Peter S. Bearman, and Kathleen Mullan Harris at the University of North Carolina at Chapel Hill (<http://www.cpc.unc.edu/addhealth>).

Motorcycle rider injured in collision with heavy transport vehicle or bus (V24)

- Driver injured in nontraffic accident (V24.0)
- Passenger injured in nontraffic accident (V24.1)
- Unspecified motorcycle rider injured in nontraffic accident (V24.2)
- Person injured while boarding or alighting (V24.3)
- Driver injured in traffic accident (V24.4)
- Passenger injured in traffic accident (V24.5)
- Unspecified motorcycle rider injured in traffic accident (V24.9)

Motorcycle rider injured in collision with railway train or railway vehicle (V25)

- Driver injured in nontraffic accident (V25.0)
- Passenger injured in nontraffic accident (V25.1)
- Unspecified motorcycle rider injured in nontraffic accident (V25.2)
- Person injured while boarding or alighting (V25.3)
- Driver injured in traffic accident (V25.4)
- Passenger injured in traffic accident (V25.5)
- Unspecified motorcycle rider injured in traffic accident (V25.9)

Motorcycle rider injured in collision with other nonmotor vehicle (V26)

- Driver injured in nontraffic accident (V26.0)
- Passenger injured in nontraffic accident (V26.1)
- Unspecified motorcycle rider injured in nontraffic accident (V26.2)
- Person injured while boarding or alighting (V26.3)
- Driver injured in traffic accident (V26.4)
- Passenger injured in traffic accident (V26.5)
- Unspecified motorcycle rider injured in traffic accident (V26.9)

Motorcycle rider injured in collision with fixed or stationary object (V27)

- Driver injured in nontraffic accident (V27.0)
- Passenger injured in nontraffic accident (V27.1)
- Unspecified motorcycle rider injured in nontraffic accident (V27.2)
- Person injured while boarding or alighting (V27.3)
- Driver injured in traffic accident (V27.4)
- Passenger injured in traffic accident (V27.5)
- Unspecified motorcycle rider injured in traffic accident (V27.9)

Motorcycle rider injured in noncollision transport accident (V28)

- Driver injured in nontraffic accident (V28.0)
- Passenger injured in nontraffic accident (V28.1)
- Unspecified motorcycle rider injured in nontraffic accident (V28.2)
- Person injured while boarding or alighting (V28.3)
- Driver injured in traffic accident (V28.4)
- Passenger injured in traffic accident (V28.5)
- Unspecified motorcycle rider injured in traffic accident (V28.9)

Motorcycle rider injured in other and unspecified transport accidents (V29)

- Driver injured in collision with other and unspecified motor vehicles in nontraffic accident (V29.0)
- Passenger injured in collision with other and unspecified motor vehicles in nontraffic accident (V29.1)
- Unspecified motorcycle rider injured in collision with other and unspecified motor vehicles in nontraffic accident (V29.2)
- Motorcycle rider [any] injured in unspecified nontraffic accident (V29.3)
- Driver injured in collision with other and unspecified motor vehicles in traffic accident (V29.4)
- Passenger injured in collision with other and unspecified motor vehicles in traffic accident (V29.5)
- Unspecified motorcycle rider injured in collision with other and unspecified motor vehicles in traffic accident (V29.6)
- Motorcycle rider [any] injured in other specified transport accidents (V29.8)
- Motorcycle rider [any] injured in unspecified traffic accident (V29.9)

Occupant of three-wheeled motor vehicle injured in transport accident (V30-V39)

Add Health is directed by Robert A. Hummer and funded by the National Institute on Aging cooperative agreements U01 AG071448 (Hummer) and U01AG071450 (Aiello and Hummer) at the University of North Carolina at Chapel Hill. Waves I-V data are from the Add Health Program Project, grant P01 HD31921 (Harris) from Eunice Kennedy Shriver National Institute of Child Health and Human Development (NICHD), with cooperative funding from 23 other federal agencies and foundations. Add Health was designed by J. Richard Udry, Peter S. Bearman, and Kathleen Mullan Harris at the University of North Carolina at Chapel Hill (<http://www.cpc.unc.edu/addhealth>).

Occupant of three-wheeled motor vehicle injured in collision with pedestrian or animal (V30)
Driver injured in nontraffic accident (V30.0)
Passenger injured in nontraffic accident (V30.1)
Person on outside of vehicle injured in nontraffic accident (V30.2)
Unspecified occupant of three-wheeled motor vehicle injured in nontraffic accident (V30.3)
Person injured while boarding or alighting (V30.4)
Driver injured in traffic accident (V30.5)
Passenger injured in traffic accident (V30.6)
Person on outside of vehicle injured in traffic accident (V30.7)
Unspecified occupant of three-wheeled motor vehicle injured in traffic accident (V30.9)

Occupant of three-wheeled motor vehicle injured in collision with pedal cycle (V31)
Driver injured in nontraffic accident (V31.0)
Passenger injured in nontraffic accident (V31.1)
Person on outside of vehicle injured in nontraffic accident (V31.2)
Unspecified occupant of three-wheeled motor vehicle injured in nontraffic accident (V31.3)
Person injured while boarding or alighting (V31.4)
Driver injured in traffic accident (V31.5)
Passenger injured in traffic accident (V31.6)
Person on outside of vehicle injured in traffic accident (V31.7)
Unspecified occupant of three-wheeled motor vehicle injured in traffic accident (V31.9)

Occupant of three-wheeled motor vehicle injured in collision with two- or three-wheeled motor vehicle (V32)
Driver injured in nontraffic accident (V32.0)
Passenger injured in nontraffic accident (V32.1)
Person on outside of vehicle injured in nontraffic accident (V32.2)
Unspecified occupant of three-wheeled motor vehicle injured in nontraffic accident (V32.3)
Person injured while boarding or alighting (V32.4)
Driver injured in traffic accident (V32.5)
Passenger injured in traffic accident (V32.6)
Person on outside of vehicle injured in traffic accident (V32.7)
Unspecified occupant of three-wheeled motor vehicle injured in traffic accident (V32.9)

Occupant of three-wheeled motor vehicle injured in collision with car, pickup truck, or van (V33)
Driver injured in nontraffic accident (V33.0)
Passenger injured in nontraffic accident (V33.1)
Person on outside of vehicle injured in nontraffic accident (V33.2)
Unspecified occupant of three-wheeled motor vehicle injured in nontraffic accident (V33.3)
Person injured while boarding or alighting (V33.4)
Driver injured in traffic accident (V33.5)
Passenger injured in traffic accident (V33.6)
Person on outside of vehicle injured in traffic accident (V33.7)
Unspecified occupant of three-wheeled motor vehicle injured in traffic accident (V33.9)

Occupant of three-wheeled motor vehicle injured in collision with heavy transport vehicle or bus (V34)
Driver injured in nontraffic accident (V34.0)
Passenger injured in nontraffic accident (V34.1)
Person on outside of vehicle injured in nontraffic accident (V34.2)
Unspecified occupant of three-wheeled motor vehicle injured in nontraffic accident (V34.3)
Person injured while boarding or alighting (V34.4)
Driver injured in traffic accident (V34.5)
Passenger injured in traffic accident (V34.6)
Person on outside of vehicle injured in traffic accident (V34.7)
Unspecified occupant of three-wheeled motor vehicle injured in traffic accident (V34.9)

Occupant of three-wheeled motor vehicle injured in collision with railway train or railway vehicle (V35)
Driver injured in nontraffic accident (V35.0)

Add Health is directed by Robert A. Hummer and funded by the National Institute on Aging cooperative agreements U01 AG071448 (Hummer) and U01AG071450 (Aiello and Hummer) at the University of North Carolina at Chapel Hill. Waves I-V data are from the Add Health Program Project, grant P01 HD31921 (Harris) from Eunice Kennedy Shriver National Institute of Child Health and Human Development (NICHD), with cooperative funding from 23 other federal agencies and foundations. Add Health was designed by J. Richard Udry, Peter S. Bearman, and Kathleen Mullan Harris at the University of North Carolina at Chapel Hill (<http://www.cpc.unc.edu/addhealth>).

Passenger injured in nontraffic accident (V35.1)
Person on outside of vehicle injured in nontraffic accident (V35.2)
Unspecified occupant of three-wheeled motor vehicle injured in nontraffic accident (V35.3)
Person injured while boarding or alighting (V35.4)
Driver injured in traffic accident (V35.5)
Passenger injured in traffic accident (V35.6)
Person on outside of vehicle injured in traffic accident (V35.7)
Unspecified occupant of three-wheeled motor vehicle injured in traffic accident (V35.9)

Occupant of three-wheeled motor vehicle injured in collision with other nonmotor vehicle (V36)
Driver injured in nontraffic accident (V36.0)
Passenger injured in nontraffic accident (V36.1)
Person on outside of vehicle injured in nontraffic accident (V36.2)
Unspecified occupant of three-wheeled motor vehicle injured in nontraffic accident (V36.3)
Person injured while boarding or alighting (V36.4)
Driver injured in traffic accident (V36.5)
Passenger injured in traffic accident (V36.6)
Person on outside of vehicle injured in traffic accident (V36.7)
Unspecified occupant of three-wheeled motor vehicle injured in traffic accident (V36.9)

Occupant of three-wheeled motor vehicle injured in collision with fixed or stationary object (V37)
Driver injured in nontraffic accident (V37.0)
Passenger injured in nontraffic accident (V37.1)
Person on outside of vehicle injured in nontraffic accident (V37.2)
Unspecified occupant of three-wheeled motor vehicle injured in nontraffic accident (V37.3)
Person injured while boarding or alighting (V37.4)
Driver injured in traffic accident (V37.5)
Passenger injured in traffic accident (V37.6)
Person on outside of vehicle injured in traffic accident (V37.7)
Unspecified occupant of three-wheeled motor vehicle injured in traffic accident (V37.9)

Occupant of three-wheeled motor vehicle injured in noncollision transport accident (V38)
Driver injured in nontraffic accident (V38.0)
Passenger injured in nontraffic accident (V38.1)
Person on outside of vehicle injured in nontraffic accident (V38.2)
Unspecified occupant of three-wheeled motor vehicle injured in nontraffic accident (V38.3)
Person injured while boarding or alighting (V38.4)
Driver injured in traffic accident (V38.5)
Passenger injured in traffic accident (V38.6)
Person on outside of vehicle injured in traffic accident (V38.7)
Unspecified occupant of three-wheeled motor vehicle injured in traffic accident (V38.9)

Occupant of three-wheeled motor vehicle injured in other and unspecified transport accidents (V39)
Driver injured in collision with other and unspecified motor vehicles in nontraffic accident (V39.0)
Passenger injured in collision with other and unspecified motor vehicles in nontraffic accident (V39.1)
Unspecified occupant of three-wheeled motor vehicle injured in collision with other and unspecified motor vehicles in nontraffic accident (V39.2)
Occupant [any] of three-wheeled motor vehicle injured in unspecified nontraffic accident (V39.3)
Driver injured in collision with other and unspecified motor vehicles in traffic accident (V39.4)
Passenger injured in collision with other and unspecified motor vehicles in traffic accident (V39.5)
Unspecified occupant of three-wheeled motor vehicle injured in collision with other and unspecified motor vehicles in traffic accident (V39.6)
Occupant [any] of three-wheeled motor vehicle injured in other specified transport accidents (V39.8)
Occupant [any] of three-wheeled motor vehicle injured in unspecified traffic accident (V39.9)

Car occupant injured in transport accident (V40-V49)

Car occupant injured in collision with pedestrian or animal (V40)
Driver injured in nontraffic accident (V40.0)
Passenger injured in nontraffic accident (V40.1)

Add Health is directed by Robert A. Hummer and funded by the National Institute on Aging cooperative agreements U01 AG071448 (Hummer) and U01AG071450 (Aiello and Hummer) at the University of North Carolina at Chapel Hill. Waves I-V data are from the Add Health Program Project, grant P01 HD31921 (Harris) from Eunice Kennedy Shriver National Institute of Child Health and Human Development (NICHD), with cooperative funding from 23 other federal agencies and foundations. Add Health was designed by J. Richard Udry, Peter S. Bearman, and Kathleen Mullan Harris at the University of North Carolina at Chapel Hill (<http://www.cpc.unc.edu/addhealth>).

Person on outside of vehicle injured in nontraffic accident (V40.2)
Unspecified car occupant injured in nontraffic accident (V40.3)
Person injured while boarding or alighting (V40.4)
Driver injured in traffic accident (V40.5)
Passenger injured in traffic accident (V40.6)
Person on outside of vehicle injured in traffic accident (V40.7)
Unspecified car occupant injured in traffic accident (V40.9)

Car occupant injured in collision with pedal cycle (V41)
Driver injured in nontraffic accident (V41.0)
Passenger injured in nontraffic accident (V41.1)
Person on outside of vehicle injured in nontraffic accident (V41.2)
Unspecified car occupant injured in nontraffic accident (V41.3)
Person injured while boarding or alighting (V41.4)
Driver injured in traffic accident (V41.5)
Passenger injured in traffic accident (V41.6)
Person on outside of vehicle injured in traffic accident (V41.7)
Unspecified car occupant injured in traffic accident (V41.9)

Car occupant injured in collision with two- or three-wheeled motor vehicle (V42)
Driver injured in nontraffic accident (V42.0)
Passenger injured in nontraffic accident (V42.1)
Person on outside of vehicle injured in nontraffic accident (V42.2)
Unspecified car occupant injured in nontraffic accident (V42.3)
Person injured while boarding or alighting (V42.4)
Driver injured in traffic accident (V42.5)
Passenger injured in traffic accident (V42.6)
Person on outside of vehicle injured in traffic accident (V42.7)
Unspecified car occupant injured in traffic accident (V42.9)

Car occupant injured in collision with car, pickup truck, or van (V43)
Driver injured in nontraffic accident (V43.0)
Passenger injured in nontraffic accident (V43.1)
Person on outside of vehicle injured in nontraffic accident (V43.2)
Unspecified car occupant injured in nontraffic accident (V43.3)
Person injured while boarding or alighting (V43.4)
Driver injured in traffic accident (V43.5)
Passenger injured in traffic accident (V43.6)
Person on outside of vehicle injured in traffic accident (V43.7)
Unspecified car occupant injured in traffic accident (V43.9)

Car occupant injured in collision with heavy transport vehicle or bus (V44)
Driver injured in nontraffic accident (V44.0)
Passenger injured in nontraffic accident (V44.1)
Person on outside of vehicle injured in nontraffic accident (V44.2)
Unspecified car occupant injured in nontraffic accident (V44.3)
Person injured while boarding or alighting (V44.4)
Driver injured in traffic accident (V44.5)
Passenger injured in traffic accident (V44.6)
Person on outside of vehicle injured in traffic accident (V44.7)
Unspecified car occupant injured in traffic accident (V44.9)

Car occupant injured in collision with railway train or railway vehicle (V45)
Driver injured in nontraffic accident (V45.0)
Passenger injured in nontraffic accident (V45.1)
Person on outside of vehicle injured in nontraffic accident (V45.2)
Unspecified car occupant injured in nontraffic accident (V45.3)
Person injured while boarding or alighting (V45.4)

Add Health is directed by Robert A. Hummer and funded by the National Institute on Aging cooperative agreements U01 AG071448 (Hummer) and U01AG071450 (Aiello and Hummer) at the University of North Carolina at Chapel Hill. Waves I-V data are from the Add Health Program Project, grant P01 HD31921 (Harris) from Eunice Kennedy Shriver National Institute of Child Health and Human Development (NICHD), with cooperative funding from 23 other federal agencies and foundations. Add Health was designed by J. Richard Udry, Peter S. Bearman, and Kathleen Mullan Harris at the University of North Carolina at Chapel Hill (<http://www.cpc.unc.edu/addhealth>).

Driver injured in traffic accident (V45.5)
Passenger injured in traffic accident (V45.6)
Person on outside of vehicle injured in traffic accident (V45.7)
Unspecified car occupant injured in traffic accident (V45.9)

Car occupant injured in collision with other nonmotor vehicle (V46)
Driver injured in nontraffic accident (V46.0)
Passenger injured in nontraffic accident (V46.1)
Person on outside of vehicle injured in nontraffic accident (V46.2)
Unspecified car occupant injured in nontraffic accident (V46.3)
Person injured while boarding or alighting (V46.4)
Driver injured in traffic accident (V46.5)
Passenger injured in traffic accident (V46.6)
Person on outside of vehicle injured in traffic accident (V46.7)
Unspecified car occupant injured in traffic accident (V46.9)

Car occupant injured in collision with fixed or stationary object (V47)
Driver injured in nontraffic accident (V47.0)
Passenger injured in nontraffic accident (V47.1)
Person on outside of vehicle injured in nontraffic accident (V47.2)
Unspecified car occupant injured in nontraffic accident (V47.3)
Person injured while boarding or alighting (V47.4)
Driver injured in traffic accident (V47.5)
Passenger injured in traffic accident (V47.6)
Person on outside of vehicle injured in traffic accident (V47.7)
Unspecified car occupant injured in traffic accident (V47.9)

Car occupant injured in noncollision transport accident (V48)
Driver injured in nontraffic accident (V48.0)
Passenger injured in nontraffic accident (V48.1)
Person on outside of vehicle injured in nontraffic accident (V48.2)
Unspecified car occupant injured in nontraffic accident (V48.3)
Person injured while boarding or alighting (V48.4)
Driver injured in traffic accident (V48.5)
Passenger injured in traffic accident (V48.6)
Person on outside of vehicle injured in traffic accident (V48.7)
Unspecified car occupant injured in traffic accident (V48.9)

Car occupant injured in other and unspecified transport accidents (V49)
Driver injured in collision with other and unspecified motor vehicles in nontraffic accident (V49.0)
Passenger injured in collision with other and unspecified motor vehicles in nontraffic accident (V49.1)
Unspecified car occupant injured in collision with other and unspecified motor vehicles in nontraffic accident (V49.2)
Car occupant [any] injured in unspecified nontraffic accident (V49.3)
Driver injured in collision with other and unspecified motor vehicles in traffic accident (V49.4)
Passenger injured in collision with other and unspecified motor vehicles in traffic accident (V49.5)
Unspecified car occupant injured in collision with other and unspecified motor vehicles in traffic accident (V49.6)
Car occupant [any] injured in other specified transport accidents (V49.8)
Car occupant [any] injured in unspecified traffic accident (V49.9)

Occupant of pickup truck or van injured in transport accident (V50-V59)

Occupant of pickup truck or van injured in collision with pedestrian or animal (V50)
Driver injured in nontraffic accident (V50.0)
Passenger injured in nontraffic accident (V50.1)
Person on outside of vehicle injured in nontraffic accident (V50.2)
Unspecified occupant of pickup truck or van injured in nontraffic accident (V50.3)
Person injured while boarding or alighting (V50.4)
Driver injured in traffic accident (V50.5)

Add Health is directed by Robert A. Hummer and funded by the National Institute on Aging cooperative agreements U01 AG071448 (Hummer) and U01AG071450 (Aiello and Hummer) at the University of North Carolina at Chapel Hill. Waves I-V data are from the Add Health Program Project, grant P01 HD31921 (Harris) from Eunice Kennedy Shriver National Institute of Child Health and Human Development (NICHD), with cooperative funding from 23 other federal agencies and foundations. Add Health was designed by J. Richard Udry, Peter S. Bearman, and Kathleen Mullan Harris at the University of North Carolina at Chapel Hill (<http://www.cpc.unc.edu/addhealth>).

Passenger injured in traffic accident (V50.6)
Person on outside of vehicle injured in traffic accident (V50.7)
Unspecified occupant of pickup truck or van injured in traffic accident (V50.9)

Occupant of pickup truck or van injured in collision with pedal cycle (V51)
Driver injured in nontraffic accident (V51.0)
Passenger injured in nontraffic accident (V51.1)
Person on outside of vehicle injured in nontraffic accident (V51.2)
Unspecified occupant of pickup truck or van injured in nontraffic accident (V51.3)
Person injured while boarding or alighting (V51.4)
Driver injured in traffic accident (V51.5)
Passenger injured in traffic accident (V51.6)
Person on outside of vehicle injured in traffic accident (V51.7)
Unspecified occupant of pickup truck or van injured in traffic accident (V51.9)

Occupant of pickup truck or van injured in collision with two- or three-wheeled motor vehicle (V52)
Driver injured in nontraffic accident (V52.0)
Passenger injured in nontraffic accident (V52.1)
Person on outside of vehicle injured in nontraffic accident (V52.2)
Unspecified occupant of pickup truck or van injured in nontraffic accident (V52.3)
Person injured while boarding or alighting (V52.4)
Driver injured in traffic accident (V52.5)
Passenger injured in traffic accident (V52.6)
Person on outside of vehicle injured in traffic accident (V52.7)
Unspecified occupant of pickup truck or van injured in traffic accident (V52.9)

Occupant of pickup truck or van injured in collision with car, pickup truck, or van (V53)
Driver injured in nontraffic accident (V53.0)
Passenger injured in nontraffic accident (V53.1)
Person on outside of vehicle injured in nontraffic accident (V53.2)
Unspecified occupant of pickup truck or van injured in nontraffic accident (V53.3)
Person injured while boarding or alighting (V53.4)
Driver injured in traffic accident (V53.5)
Passenger injured in traffic accident (V53.6)
Person on outside of vehicle injured in traffic accident (V53.7)
Unspecified occupant of pickup truck or van injured in traffic accident (V53.9)

Occupant of pickup truck or van injured in collision with heavy transport vehicle or bus (V54)
Driver injured in nontraffic accident (V54.0)
Passenger injured in nontraffic accident (V54.1)
Person on outside of vehicle injured in nontraffic accident (V54.2)
Unspecified occupant of pickup truck or van injured in nontraffic accident (V54.3)
Person injured while boarding or alighting (V54.4)
Driver injured in traffic accident (V54.5)
Passenger injured in traffic accident (V54.6)
Person on outside of vehicle injured in traffic accident (V54.7)
Unspecified occupant of pickup truck or van injured in traffic accident (V54.9)

Occupant of pickup truck or van injured in collision with railway train or railway vehicle (V55)
Driver injured in nontraffic accident (V55.0)
Passenger injured in nontraffic accident (V55.1)
Person on outside of vehicle injured in nontraffic accident (V55.2)
Unspecified occupant of pickup truck or van injured in nontraffic accident (V55.3)
Person injured while boarding or alighting (V55.4)
Driver injured in traffic accident (V55.5)
Passenger injured in traffic accident (V55.6)
Person on outside of vehicle injured in traffic accident (V55.7)
Unspecified occupant of pickup truck or van injured in traffic accident (V55.9)

Add Health is directed by Robert A. Hummer and funded by the National Institute on Aging cooperative agreements U01 AG071448 (Hummer) and U01AG071450 (Aiello and Hummer) at the University of North Carolina at Chapel Hill. Waves I-V data are from the Add Health Program Project, grant P01 HD31921 (Harris) from Eunice Kennedy Shriver National Institute of Child Health and Human Development (NICHD), with cooperative funding from 23 other federal agencies and foundations. Add Health was designed by J. Richard Udry, Peter S. Bearman, and Kathleen Mullan Harris at the University of North Carolina at Chapel Hill (<http://www.cpc.unc.edu/addhealth>).

Occupant of pickup truck or van injured in collision with other nonmotor vehicle (V56)

- Driver injured in nontraffic accident (V56.0)
- Passenger injured in nontraffic accident (V56.1)
- Person on outside of vehicle injured in nontraffic accident (V56.2)
- Unspecified occupant of pickup truck or van injured in nontraffic accident (V56.3)
- Person injured while boarding or alighting (V56.4)
- Driver injured in traffic accident (V56.5)
- Passenger injured in traffic accident (V56.6)
- Person on outside of vehicle injured in traffic accident (V56.7)
- Unspecified occupant of pickup truck or van injured in traffic accident (V56.9)

Occupant of pickup truck or van injured in collision with fixed or stationary object (V57)

- Driver injured in nontraffic accident (V57.0)
- Passenger injured in nontraffic accident (V57.1)
- Person on outside of vehicle injured in nontraffic accident (V57.2)
- Unspecified occupant of pickup truck or van injured in nontraffic accident (V57.3)
- Person injured while boarding or alighting (V57.4)
- Driver injured in traffic accident (V57.5)
- Passenger injured in traffic accident (V57.6)
- Person on outside of vehicle injured in traffic accident (V57.7)
- Unspecified occupant of pickup truck or van injured in traffic accident (V57.9)

Occupant of pickup truck or van injured in noncollision transport accident (V58)

- Driver injured in nontraffic accident (V58.0)
- Passenger injured in nontraffic accident (V58.1)
- Person on outside of vehicle injured in nontraffic accident (V58.2)
- Unspecified occupant of pickup truck or van injured in nontraffic accident (V58.3)
- Person injured while boarding or alighting (V58.4)
- Driver injured in traffic accident (V58.5)
- Passenger injured in traffic accident (V58.6)
- Person on outside of vehicle injured in traffic accident (V58.7)
- Unspecified occupant of pickup truck or van injured in traffic accident (V58.9)

Occupant of pickup truck or van injured in other and unspecified transport accidents (V59)

- Driver injured in collision with other and unspecified motor vehicles in nontraffic accident (V59.0)
- Passenger injured in collision with other and unspecified motor vehicles in nontraffic accident (V59.1)
- Unspecified occupant of pickup truck or van injured in collision with other and unspecified motor vehicles in nontraffic accident (V59.2)
- Occupant [any] of pickup truck or van injured in unspecified nontraffic accident (V59.3)
- Driver injured in collision with other and unspecified motor vehicles in traffic accident (V59.4)
- Passenger injured in collision with other and unspecified motor vehicles in traffic accident (V59.5)
- Unspecified occupant of pickup truck or van injured in collision with other and unspecified motor vehicles in traffic accident (V59.6)
- Occupant [any] of pickup truck or van injured in other specified transport accidents (V59.8)
- Occupant [any] of pickup truck or van injured in unspecified traffic accident (V59.9)

Occupant of heavy transport vehicle injured in transport accident (V60-V69)

Occupant of heavy transport vehicle injured in collision with pedestrian or animal (V60)

- Driver injured in nontraffic accident (V60.0)
- Passenger injured in nontraffic accident (V60.1)
- Person on outside of vehicle injured in nontraffic accident (V60.2)
- Unspecified occupant of heavy transport vehicle injured in nontraffic accident (V60.3)
- Person injured while boarding or alighting (V60.4)
- Driver injured in traffic accident (V60.5)
- Passenger injured in traffic accident (V60.6)
- Person on outside of vehicle injured in traffic accident (V60.7)
- Unspecified occupant of heavy transport vehicle injured in traffic accident (V60.9)

Add Health is directed by Robert A. Hummer and funded by the National Institute on Aging cooperative agreements U01 AG071448 (Hummer) and U01AG071450 (Aiello and Hummer) at the University of North Carolina at Chapel Hill. Waves I-V data are from the Add Health Program Project, grant P01 HD31921 (Harris) from Eunice Kennedy Shriver National Institute of Child Health and Human Development (NICHD), with cooperative funding from 23 other federal agencies and foundations. Add Health was designed by J. Richard Udry, Peter S. Bearman, and Kathleen Mullan Harris at the University of North Carolina at Chapel Hill (<http://www.cpc.unc.edu/addhealth>).

Occupant of heavy transport vehicle injured in collision with pedal cycle (V61)

- Driver injured in nontraffic accident (V61.0)
- Passenger injured in nontraffic accident (V61.1)
- Person on outside of vehicle injured in nontraffic accident (V61.2)
- Unspecified occupant of heavy transport vehicle injured in nontraffic accident (V61.3)
- Person injured while boarding or alighting (V61.4)
- Driver injured in traffic accident (V61.5)
- Passenger injured in traffic accident (V61.6)
- Person on outside of vehicle injured in traffic accident (V61.7)
- Unspecified occupant of heavy transport vehicle injured in traffic accident (V61.9)

Occupant of heavy transport vehicle injured in collision with two- or three-wheeled motor vehicle (V62)

- Driver injured in nontraffic accident (V62.0)
- Passenger injured in nontraffic accident (V62.1)
- Person on outside of vehicle injured in nontraffic accident (V62.2)
- Unspecified occupant of heavy transport vehicle injured in nontraffic accident (V62.3)
- Person injured while boarding or alighting (V62.4)
- Driver injured in traffic accident (V62.5)
- Passenger injured in traffic accident (V62.6)
- Person on outside of vehicle injured in traffic accident (V62.7)
- Unspecified occupant of heavy transport vehicle injured in traffic accident (V62.9)

Occupant of heavy transport vehicle injured in collision with car, pickup truck, or van (V63)

- Driver injured in nontraffic accident (V63.0)
- Passenger injured in nontraffic accident (V63.1)
- Person on outside of vehicle injured in nontraffic accident (V63.2)
- Unspecified occupant of heavy transport vehicle injured in nontraffic accident (V63.3)
- Person injured while boarding or alighting (V63.4)
- Driver injured in traffic accident (V63.5)
- Passenger injured in traffic accident (V63.6)
- Person on outside of vehicle injured in traffic accident (V63.7)
- Unspecified occupant of heavy transport vehicle injured in traffic accident (V63.9)

Occupant of heavy transport vehicle injured in collision with heavy transport vehicle or bus (V64)

- Driver injured in nontraffic accident (V64.0)
- Passenger injured in nontraffic accident (V64.1)
- Person on outside of vehicle injured in nontraffic accident (V64.2)
- Unspecified occupant of heavy transport vehicle injured in nontraffic accident (V64.3)
- Person injured while boarding or alighting (V64.4)
- Driver injured in traffic accident (V64.5)
- Passenger injured in traffic accident (V64.6)
- Person on outside of vehicle injured in traffic accident (V64.7)
- Unspecified occupant of heavy transport vehicle injured in traffic accident (V64.9)

Occupant of heavy transport vehicle injured in collision with railway train or railway vehicle (V65)

- Driver injured in nontraffic accident (V65.0)
- Passenger injured in nontraffic accident (V65.1)
- Person on outside of vehicle injured in nontraffic accident (V65.2)
- Unspecified occupant of heavy transport vehicle injured in nontraffic accident (V65.3)
- Person injured while boarding or alighting (V65.4)
- Driver injured in traffic accident (V65.5)
- Passenger injured in traffic accident (V65.6)
- Person on outside of vehicle injured in traffic accident (V65.7)
- Unspecified occupant of heavy transport vehicle injured in traffic accident (V65.9)

Occupant of heavy transport vehicle injured in collision with other nonmotor vehicle (V66)

- Driver injured in nontraffic accident (V66.0)
- Passenger injured in nontraffic accident (V66.1)

Add Health is directed by Robert A. Hummer and funded by the National Institute on Aging cooperative agreements U01 AG071448 (Hummer) and U01AG071450 (Aiello and Hummer) at the University of North Carolina at Chapel Hill. Waves I-V data are from the Add Health Program Project, grant P01 HD31921 (Harris) from Eunice Kennedy Shriver National Institute of Child Health and Human Development (NICHD), with cooperative funding from 23 other federal agencies and foundations. Add Health was designed by J. Richard Udry, Peter S. Bearman, and Kathleen Mullan Harris at the University of North Carolina at Chapel Hill (<http://www.cpc.unc.edu/addhealth>).

Person on outside of vehicle injured in nontraffic accident (V66.2)
Unspecified occupant of heavy transport vehicle injured in nontraffic accident (V66.3)
Person injured while boarding or alighting (V66.4)
Driver injured in traffic accident (V66.5)
Passenger injured in traffic accident (V66.6)
Person on outside of vehicle injured in traffic accident (V66.7)
Unspecified occupant of heavy transport vehicle injured in traffic accident (V66.9)

Occupant of heavy transport vehicle injured in collision with fixed or stationary object (V67)

Driver injured in nontraffic accident (V67.0)
Passenger injured in nontraffic accident (V67.1)
Person on outside of vehicle injured in nontraffic accident (V67.2)
Unspecified occupant of heavy transport vehicle injured in nontraffic accident (V67.3)
Person injured while boarding or alighting (V67.4)
Driver injured in traffic accident (V67.5)
Passenger injured in traffic accident (V67.6)
Person on outside of vehicle injured in traffic accident (V67.7)
Unspecified occupant of heavy transport vehicle injured in traffic accident (V67.9)

Occupant of heavy transport vehicle injured in noncollision transport accident (V68)

Driver injured in nontraffic accident (V68.0)
Passenger injured in nontraffic accident (V68.1)
Person on outside of vehicle injured in nontraffic accident (V68.2)
Unspecified occupant of heavy transport vehicle injured in nontraffic accident (V68.3)
Person injured while boarding or alighting (V68.4)
Driver injured in traffic accident (V68.5)
Passenger injured in traffic accident (V68.6)
Person on outside of vehicle injured in traffic accident (V68.7)
Unspecified occupant of heavy transport vehicle injured in traffic accident (V68.9)

Occupant of heavy transport vehicle injured in other and unspecified transport accidents (V69)

Driver injured in collision with other and unspecified motor vehicles in nontraffic accident (V69.0)
Passenger injured in collision with other and unspecified motor vehicles in nontraffic accident (V69.1)
Unspecified occupant of heavy transport vehicle injured in collision with other and unspecified motor vehicles in nontraffic accident (V69.2)
Occupant [any] of heavy transport vehicle injured in unspecified nontraffic accident (V69.3)
Driver injured in collision with other and unspecified motor vehicles in traffic accident (V69.4)
Passenger injured in collision with other and unspecified motor vehicles in traffic accident (V69.5)
Unspecified occupant of heavy transport vehicle injured in collision with other and unspecified motor vehicles in traffic accident (V69.6)
Occupant [any] of heavy transport vehicle injured in other specified transport accidents (V69.8)
Occupant [any] of heavy transport vehicle injured in unspecified traffic accident (V69.9)

Bus occupant injured in transport accident (V70-V79)

Bus occupant injured in collision with pedestrian or animal (V70)

Driver injured in nontraffic accident (V70.0)
Passenger injured in nontraffic accident (V70.1)
Person on outside of vehicle injured in nontraffic accident (V70.2)
Unspecified bus occupant injured in nontraffic accident (V70.3)
Person injured while boarding or alighting (V70.4)
Driver injured in traffic accident (V70.5)
Passenger injured in traffic accident (V70.6)
Person on outside of vehicle injured in traffic accident (V70.7)
Unspecified bus occupant injured in traffic accident (V70.9)

Bus occupant injured in collision with pedal cycle (V71)

Driver injured in nontraffic accident (V71.0)
Passenger injured in nontraffic accident (V71.1)
Person on outside of vehicle injured in nontraffic accident (V71.2)

Add Health is directed by Robert A. Hummer and funded by the National Institute on Aging cooperative agreements U01 AG071448 (Hummer) and U01AG071450 (Aiello and Hummer) at the University of North Carolina at Chapel Hill. Waves I-V data are from the Add Health Program Project, grant P01 HD31921 (Harris) from Eunice Kennedy Shriver National Institute of Child Health and Human Development (NICHD), with cooperative funding from 23 other federal agencies and foundations. Add Health was designed by J. Richard Udry, Peter S. Bearman, and Kathleen Mullan Harris at the University of North Carolina at Chapel Hill (<http://www.cpc.unc.edu/addhealth>).

Unspecified bus occupant injured in nontraffic accident (V71.3)
Person injured while boarding or alighting (V71.4)
Driver injured in traffic accident (V71.5)
Passenger injured in traffic accident (V71.6)
Person on outside of vehicle injured in traffic accident (V71.7)
Unspecified bus occupant injured in traffic accident (V71.9)

Bus occupant injured in collision with two- or three-wheeled motor vehicle (V72)

Driver injured in nontraffic accident (V72.0)
Passenger injured in nontraffic accident (V72.1)
Person on outside of vehicle injured in nontraffic accident (V72.2)
Unspecified bus occupant injured in nontraffic accident (V72.3)
Person injured while boarding or alighting (V72.4)
Driver injured in traffic accident (V72.5)
Passenger injured in traffic accident (V72.6)
Person on outside of vehicle injured in traffic accident (V72.7)
Unspecified bus occupant injured in traffic accident (V72.9)

Bus occupant injured in collision with car, pickup truck, or van (V73)

Driver injured in nontraffic accident (V73.0)
Passenger injured in nontraffic accident (V73.1)
Person on outside of vehicle injured in nontraffic accident (V73.2)
Unspecified bus occupant injured in nontraffic accident (V73.3)
Person injured while boarding or alighting (V73.4)
Driver injured in traffic accident (V73.5)
Passenger injured in traffic accident (V73.6)
Person on outside of vehicle injured in traffic accident (V73.7)
Unspecified bus occupant injured in traffic accident (V73.9)

Bus occupant injured in collision with heavy transport vehicle or bus (V74)

Driver injured in nontraffic accident (V74.0)
Passenger injured in nontraffic accident (V74.1)
Person on outside of vehicle injured in nontraffic accident (V74.2)
Unspecified bus occupant injured in nontraffic accident (V74.3)
Person injured while boarding or alighting (V74.4)
Driver injured in traffic accident (V74.5)
Passenger injured in traffic accident (V74.6)
Person on outside of vehicle injured in traffic accident (V74.7)
Unspecified bus occupant injured in traffic accident (V74.9)

Bus occupant injured in collision with railway train or railway vehicle (V75)

Driver injured in nontraffic accident (V75.0)
Passenger injured in nontraffic accident (V75.1)
Person on outside of vehicle injured in nontraffic accident (V75.2)
Unspecified bus occupant injured in nontraffic accident (V75.3)
Person injured while boarding or alighting (V75.4)
Driver injured in traffic accident (V75.5)
Passenger injured in traffic accident (V75.6)
Person on outside of vehicle injured in traffic accident (V75.7)
Unspecified bus occupant injured in traffic accident (V75.9)

Bus occupant injured in collision with other nonmotor vehicle (V76)

Driver injured in nontraffic accident (V76.0)
Passenger injured in nontraffic accident (V76.1)
Person on outside of vehicle injured in nontraffic accident (V76.2)
Unspecified bus occupant injured in nontraffic accident (V76.3)
Person injured while boarding or alighting (V76.4)
Driver injured in traffic accident (V76.5)

Add Health is directed by Robert A. Hummer and funded by the National Institute on Aging cooperative agreements U01 AG071448 (Hummer) and U01AG071450 (Aiello and Hummer) at the University of North Carolina at Chapel Hill. Waves I-V data are from the Add Health Program Project, grant P01 HD31921 (Harris) from Eunice Kennedy Shriver National Institute of Child Health and Human Development (NICHD), with cooperative funding from 23 other federal agencies and foundations. Add Health was designed by J. Richard Udry, Peter S. Bearman, and Kathleen Mullan Harris at the University of North Carolina at Chapel Hill (<http://www.cpc.unc.edu/addhealth>).

Passenger injured in traffic accident (V76.6)
Person on outside of vehicle injured in traffic accident (V76.7)
Unspecified bus occupant injured in traffic accident (V76.9)

Bus occupant injured in collision with fixed or stationary object (V77)
Driver injured in nontraffic accident (V77.0)
Passenger injured in nontraffic accident (V77.1)
Person on outside of vehicle injured in nontraffic accident (V77.2)
Unspecified bus occupant injured in nontraffic accident (V77.3)
Person injured while boarding or alighting (V77.4)
Driver injured in traffic accident (V77.5)
Passenger injured in traffic accident (V77.6)
Person on outside of vehicle injured in traffic accident (V77.7)
Unspecified bus occupant injured in traffic accident (V77.9)

Bus occupant injured in noncollision transport accident (V78)
Driver injured in nontraffic accident (V78.0)
Passenger injured in nontraffic accident (V78.1)
Person on outside of vehicle injured in nontraffic accident (V78.2)
Unspecified bus occupant injured in nontraffic accident (V78.3)
Person injured while boarding or alighting (V78.4)
Driver injured in traffic accident (V78.5)
Passenger injured in traffic accident (V78.6)
Person on outside of vehicle injured in traffic accident (V78.7)
Unspecified bus occupant injured in traffic accident (V78.9)

Bus occupant injured in other and unspecified transport accidents (V79)
Driver injured in collision with other and unspecified motor vehicles in nontraffic accident (V79.0)
Passenger injured in collision with other and unspecified motor vehicles in nontraffic accident (V79.1)
Unspecified bus occupant injured in collision with other and unspecified motor vehicles in nontraffic accident (V79.2)
Bus occupant [any] injured in unspecified nontraffic accident (V79.3)
Driver injured in collision with other and unspecified motor vehicles in traffic accident (V79.4)
Passenger injured in collision with other and unspecified motor vehicles in traffic accident (V79.5)
Unspecified bus occupant injured in collision with other and unspecified motor vehicles in traffic accident (V79.6)
Bus occupant [any] injured in other specified transport accidents (V79.8)
Bus occupant [any] injured in unspecified traffic accident (V79.9)

Other land transport accidents (V80-V89)

Animal-rider or occupant of animal-drawn vehicle injured in transport accident (V80)
Rider or occupant injured by fall from or being thrown from animal or animal-drawn vehicle in noncollision accident (V80.0)
Rider or occupant injured in collision with pedestrian or animal (V80.1)
Rider or occupant injured in collision with pedal cycle (V80.2)
Rider or occupant injured in collision with two- or three-wheeled motor vehicle (V80.3)
Rider or occupant injured in collision with car, pickup truck, van, heavy transport vehicle, or bus (V80.4)
Rider or occupant injured in collision with other specified motor vehicle (V80.5)
Rider or occupant injured in collision with railway train or railway vehicle (V80.6)
Rider or occupant injured in collision with other nonmotor vehicle (V80.7)
Rider or occupant injured in collision with fixed or stationary object (V80.8)
Rider or occupant injured in other and unspecified transport accidents (V80.9)

Occupant of railway train or railway vehicle injured in transport accident (V81)
Occupant of railway train or railway vehicle injured in collision with motor vehicle in nontraffic accident (V81.0)
Occupant of railway train or railway vehicle injured in collision with motor vehicle in traffic accident (V81.1)
Occupant of railway train or railway vehicle injured in collision with or hit by rolling stock (V81.2)
Occupant of railway train or railway vehicle injured in collision with other object (V81.3)
Person injured while boarding or alighting from railway train or railway vehicle (V81.4)
Occupant of railway train or railway vehicle injured by fall in railway train or railway vehicle (V81.5)

Add Health is directed by Robert A. Hummer and funded by the National Institute on Aging cooperative agreements U01 AG071448 (Hummer) and U01AG071450 (Aiello and Hummer) at the University of North Carolina at Chapel Hill. Waves I-V data are from the Add Health Program Project, grant P01 HD31921 (Harris) from Eunice Kennedy Shriver National Institute of Child Health and Human Development (NICHD), with cooperative funding from 23 other federal agencies and foundations. Add Health was designed by J. Richard Udry, Peter S. Bearman, and Kathleen Mullan Harris at the University of North Carolina at Chapel Hill (<http://www.cpc.unc.edu/addhealth>).

Occupant of railway train or railway vehicle injured by fall from railway train or railway vehicle (V81.6)
Occupant of railway train or railway vehicle injured in derailment without antecedent collision (V81.7)
Occupant of railway train or railway vehicle injured in other specified railway accidents (V81.8)
Occupant of railway train or railway vehicle injured in unspecified railway accident (V81.9)

Occupant of streetcar injured in transport accident (V82)

Occupant of streetcar injured in collision with motor vehicle in nontraffic accident (V82.0)
Occupant of streetcar injured in collision with motor vehicle in traffic accident (V82.1)
Occupant of streetcar injured in collision with or hit by rolling stock (V82.2)
Occupant of streetcar injured in collision with other object (V82.3)
Person injured while boarding or alighting from streetcar (V82.4)
Occupant of streetcar injured by fall in streetcar (V82.5)
Occupant of streetcar injured by fall from streetcar (V82.6)
Occupant of streetcar injured in derailment without antecedent collision (V82.7)
Occupant of streetcar injured in other specified transport accidents (V82.8)
Occupant of streetcar injured in unspecified traffic accident (V82.9)

Occupant of special vehicle mainly used on industrial premises injured in transport accident (V83)

Driver of special industrial vehicle injured in traffic accident (V83.0)
Passenger of special industrial vehicle injured in traffic accident (V83.1)
Person on outside of special industrial vehicle injured in traffic accident (V83.2)
Unspecified occupant of special industrial vehicle injured in traffic accident (V83.3)
Person injured while boarding or alighting from special industrial vehicle (V83.4)
Driver of special industrial vehicle injured in nontraffic accident (V83.5)
Passenger of special industrial vehicle injured in nontraffic accident (V83.6)
Person on outside of special industrial vehicle injured in nontraffic accident (V83.7)
Unspecified occupant of special industrial vehicle injured in nontraffic accident (V83.9)

Occupant of special vehicle mainly used in agriculture injured in transport accident (V84)

Driver of special agricultural vehicle injured in traffic accident (V84.0)
Passenger of special agricultural vehicle injured in traffic accident (V84.1)
Person on outside of special agricultural vehicle injured in traffic accident (V84.2)
Unspecified occupant of special agricultural vehicle injured in traffic accident (V84.3)
Person injured while boarding or alighting from special agricultural vehicle (V84.4)
Driver of special agricultural vehicle injured in nontraffic accident (V84.5)
Passenger of special agricultural vehicle injured in nontraffic accident (V84.6)
Person on outside of special agricultural vehicle injured in nontraffic accident (V84.7)
Unspecified occupant of special agricultural vehicle injured in nontraffic accident (V84.9)

Occupant of special construction vehicle injured in transport accident (V85)

Driver of special construction vehicle injured in traffic accident (V85.0)
Passenger of special construction vehicle injured in traffic accident (V85.1)
Person on outside of special construction vehicle injured in traffic accident (V85.2)
Unspecified occupant of special construction vehicle injured in traffic accident (V85.3)
Person injured while boarding or alighting from special construction vehicle (V85.4)
Driver of special construction vehicle injured in nontraffic accident (V85.5)
Passenger of special construction vehicle injured in nontraffic accident (V85.6)
Person on outside of special construction vehicle injured in nontraffic accident (V85.7)
Unspecified occupant of special construction vehicle injured in nontraffic accident (V85.9)

Occupant of special all-terrain or other motor vehicle designed primarily for off-road use, injured in transport accident (V86)

Driver of all-terrain or other off-road motor vehicle injured in traffic accident (V86.0)
Passenger of all-terrain or other off-road motor vehicle injured in traffic accident (V86.1)
Person on outside of all-terrain or other off-road motor vehicle injured in traffic accident (V86.2)
Unspecified occupant of all-terrain or other off-road motor vehicles injured in traffic accident (V86.3)
Person injured while boarding or alighting from all-terrain or other off-road motor vehicle (V86.4)
Driver of all-terrain or other off-road motor vehicle injured in nontraffic accident (V86.5)
Passenger of all-terrain or other off-road motor vehicle injured in nontraffic accident (V86.6)

Add Health is directed by Robert A. Hummer and funded by the National Institute on Aging cooperative agreements U01 AG071448 (Hummer) and U01AG071450 (Aiello and Hummer) at the University of North Carolina at Chapel Hill. Waves I-V data are from the Add Health Program Project, grant P01 HD31921 (Harris) from Eunice Kennedy Shriver National Institute of Child Health and Human Development (NICHD), with cooperative funding from 23 other federal agencies and foundations. Add Health was designed by J. Richard Udry, Peter S. Bearman, and Kathleen Mullan Harris at the University of North Carolina at Chapel Hill (<http://www.cpc.unc.edu/addhealth>).

Person on outside of all-terrain or other off-road motor vehicle injured in nontraffic accident (V86.7)
Unspecified occupant of all-terrain or other off-road motor vehicle injured in nontraffic accident (V86.9)

Traffic accident of specified type but victim's mode of transport unknown (V87)

Person injured in collision between car and two- or three-wheeled motor vehicle (traffic) (V87.0)
Person injured in collision between other motor vehicle and two- or three-wheeled motor vehicle (traffic) (V87.1)
Person injured in collision between car and pickup truck or van (traffic) (V87.2)
Person injured in collision between car and bus (traffic) (V87.3)
Person injured in collision between car and heavy transport vehicle (traffic) (V87.4)
Person injured in collision between heavy transport vehicle and bus (traffic) (V87.5)
Person injured in collision between railway train or railway vehicle and car (traffic) (V87.6)
Person injured in collision between other specified motor vehicles (traffic) (V87.7)
Person injured in other specified noncollision transport accidents involving motor vehicle (traffic) (V87.8)
Person injured in other specified (collision) (noncollision) transport accidents involving nonmotorvehicle (traffic) (V87.9)

Nontraffic accident of specified type but victim's mode of transport unknown (V88)

Person injured in collision between car and two- or three-wheeled motor vehicle, nontraffic (V88.0)
Person injured in collision between other motor vehicle and two- or three-wheeled motor vehicle, nontraffic (V88.1)
Person injured in collision between car and pickup truck or van, nontraffic (V88.2)
Person injured in collision between car and bus, nontraffic (V88.3)
Person injured in collision between car and heavy transport vehicle, nontraffic (V88.4)
Person injured in collision between heavy transport vehicle and bus, nontraffic (V88.5)
Person injured in collision between railway train or railway vehicle and car, nontraffic (V88.6)
Person injured in collision between other specified motor vehicles, nontraffic (V88.7)
Person injured in other specified noncollision transport accidents involving motor vehicle, nontraffic (V88.8)
Person injured in other specified (collision) (noncollision) transport accidents involving nonmotorvehicle, nontraffic (V88.9)

Motor- or nonmotor-vehicle accident, type of vehicle unspecified (V89)

Person injured in unspecified motor-vehicle accident, nontraffic (V89.0)
Person injured in unspecified nonmotor-vehicle accident, nontraffic (V89.1)
Person injured in unspecified motor-vehicle accident, traffic (V89.2)
Person injured in unspecified nonmotor-vehicle accident, traffic (V89.3)
Person injured in unspecified vehicle accident (V89.9)

Water transport accidents (V90-V94)

Accident to watercraft causing drowning and submersion (V90)

Merchant ship (V90.0)
Passenger ship (V90.1)
Fishing boat (V90.2)
Other powered watercraft (V90.3)
Sailboat (V90.4)
Canoe or kayak (V90.5)
Inflatable craft (nonpowered) (V90.6)
Water-skis (V90.7)
Other unpowered watercraft (V90.8)
Unspecified watercraft (V90.9)

Accident to watercraft causing other injury (V91)

Merchant ship (V91.0)
Passenger ship (V91.1)
Fishing boat (V91.2)
Other powered watercraft (V91.3)
Sailboat (V91.4)
Canoe or kayak (V91.5)
Inflatable craft (nonpowered) (V91.6)
Water-skis (V91.7)
Other unpowered watercraft (V91.8)

Add Health is directed by Robert A. Hummer and funded by the National Institute on Aging cooperative agreements U01 AG071448 (Hummer) and U01AG071450 (Aiello and Hummer) at the University of North Carolina at Chapel Hill. Waves I-V data are from the Add Health Program Project, grant P01 HD31921 (Harris) from Eunice Kennedy Shriver National Institute of Child Health and Human Development (NICHD), with cooperative funding from 23 other federal agencies and foundations. Add Health was designed by J. Richard Udry, Peter S. Bearman, and Kathleen Mullan Harris at the University of North Carolina at Chapel Hill (<http://www.cpc.unc.edu/addhealth>).

Unspecified watercraft (V91.9)

Water-transport-related drowning and submersion without accident to watercraft (V92)

Merchant ship (V92.0)
Passenger ship (V92.1)
Fishing boat (V92.2)
Other powered watercraft (V92.3)
Sailboat (V92.4)
Canoe or kayak (V92.5)
Inflatable craft (nonpowered) (V92.6)
Water-skis (V92.7)
Other unpowered watercraft (V92.8)
Unspecified watercraft (V92.9)

Accident onboard watercraft without accident to watercraft, not causing drowning and submersion (V93)

Merchant ship (V93.0)
Passenger ship (V93.1)
Fishing boat (V93.2)
Other powered watercraft (V93.3)
Sailboat (V93.4)
Canoe or kayak (V93.5)
Inflatable craft (nonpowered) (V93.6)
Water-skis (V93.7)
Other unpowered watercraft (V93.8)
Unspecified watercraft (V93.9)

Other and unspecified water transport accidents (V94)

Merchant ship (V94.0)
Passenger ship (V94.1)
Fishing boat (V94.2)
Other powered watercraft (V94.3)
Sailboat (V94.4)
Canoe or kayak (V94.5)
Inflatable craft (nonpowered) (V94.6)
Water-skis (V94.7)
Other unpowered watercraft (V94.8)
Unspecified watercraft (V94.9)

Air and space transport accidents (V95-V97)

Accident to powered aircraft causing injury to occupant (V95)

Helicopter accident injuring occupant (V95.0)
Ultralight, microlight, or powered-glider accident injuring occupant (V95.1)
Accident to other private fixed-wing aircraft, injuring occupant (V95.2)
Accident to commercial fixed-wing aircraft, injuring occupant (V95.3)
Spacecraft accident injuring occupant (V95.4)
Other aircraft accidents injuring occupant (V95.8)
Unspecified aircraft accident injuring occupant (V95.9)

Accident to nonpowered aircraft causing injury to occupant (V96)

Balloon accident injuring occupant (V96.0)
Hang-glider accident injuring occupant (V96.1)
Glider (nonpowered) accident injuring occupant (V96.2)
Other nonpowered-aircraft accidents injuring occupant (V96.8)
Unspecified nonpowered-aircraft accident injuring occupant (V96.9)

Other specified air transport accidents (V97)

Occupant of aircraft injured in other specified air transport accidents (V97.0)

Add Health is directed by Robert A. Hummer and funded by the National Institute on Aging cooperative agreements U01 AG071448 (Hummer) and U01AG071450 (Aiello and Hummer) at the University of North Carolina at Chapel Hill. Waves I-V data are from the Add Health Program Project, grant P01 HD31921 (Harris) from Eunice Kennedy Shriver National Institute of Child Health and Human Development (NICHD), with cooperative funding from 23 other federal agencies and foundations. Add Health was designed by J. Richard Udry, Peter S. Bearman, and Kathleen Mullan Harris at the University of North Carolina at Chapel Hill (<http://www.cpc.unc.edu/addhealth>).

Person injured while boarding or alighting from aircraft (V97.1)
Parachutist injured in air transport accident (V97.2)
Person on ground injured in air transport accident (V97.3)
Other air transport accidents, not elsewhere classified (V97.8)

Other and unspecified transport accidents (V98-V99)

Other specified transport accidents (V98)

Unspecified transport accident (V99)

Other external causes of accidental injury (W00-X59)

Falls (W00-W19)

Fall on same level involving ice and snow (W00)

Fall on same level from slipping, tripping, and stumbling (W01)

Fall involving ice skates, skis, roller skates, or skateboards (W02)

Other fall on same level due to collision with, or pushing by, another person (W03)

Fall while being carried or supported by other persons (W04)

Fall involving wheelchair (W05)

Fall involving bed (W06)

Fall involving chair (W07)

Fall involving other furniture (W08)

Fall involving playground equipment (W09)

Fall on and from stairs and steps (W10)

Fall on and from ladder (W11)

Fall on and from scaffolding (W12)

Fall from, out of, or through building or structure (W13)

Fall from tree (W14)

Fall from cliff (W15)

Diving or jumping into water causing injury other than drowning or submersion (W16)

Other fall from one level to another (W17)

Other fall on same level (W18)

Unspecified fall (W19)

Exposure to inanimate mechanical forces (W20-W49)

Struck by thrown, projected, or falling object (W20)

Add Health is directed by Robert A. Hummer and funded by the National Institute on Aging cooperative agreements U01 AG071448 (Hummer) and U01AG071450 (Aiello and Hummer) at the University of North Carolina at Chapel Hill. Waves I-V data are from the Add Health Program Project, grant P01 HD31921 (Harris) from Eunice Kennedy Shriver National Institute of Child Health and Human Development (NICHD), with cooperative funding from 23 other federal agencies and foundations. Add Health was designed by J. Richard Udry, Peter S. Bearman, and Kathleen Mullan Harris at the University of North Carolina at Chapel Hill (<http://www.cpc.unc.edu/addhealth>).

Striking against or struck by sports equipment (W21)

Striking against or struck by other objects (W22)

Caught, crushed, jammed, or pinched in or between objects (W23)

Contact with lifting and transmission devices, not elsewhere classified (W24)

Contact with sharp glass (W25)

Contact with knife, sword, or dagger (W26)

Contact with nonpowered hand tool (W27)

Contact with powered lawn mower (W28)

Contact with other powered hand tools and household machinery (W29)

Contact with agricultural machinery (W30)

Contact with other and unspecified machinery (W31)

Handgun discharge (W32)

Rifle, shotgun, and larger firearm discharge (W33)

Discharge from other and unspecified firearms (W34)

Explosion and rupture of boiler (W35)

Explosion and rupture of gas cylinder (W36)

Explosion and rupture of pressurized tire, pipe, or hose (W37)

Explosion and rupture of other specified pressurized devices (W38)

Discharge of firework (W39)

Explosion of other materials (W40)

Exposure to high pressure jet (W41)

Exposure to noise (W42)

Exposure to vibration (W43)

Foreign body entering into or through eye or natural orifice (W44)

Foreign body or object entering through skin (W45)

Exposure to other and unspecified inanimate mechanical forces (W49)

Exposure to animate mechanical forces (W50-W64)

Hit, struck, kicked, twisted, bitten, or scratched by another person (W50)

Striking against or bumped into by another person (W51)

Add Health is directed by Robert A. Hummer and funded by the National Institute on Aging cooperative agreements U01 AG071448 (Hummer) and U01AG071450 (Aiello and Hummer) at the University of North Carolina at Chapel Hill. Waves I-V data are from the Add Health Program Project, grant P01 HD31921 (Harris) from Eunice Kennedy Shriver National Institute of Child Health and Human Development (NICHD), with cooperative funding from 23 other federal agencies and foundations. Add Health was designed by J. Richard Udry, Peter S. Bearman, and Kathleen Mullan Harris at the University of North Carolina at Chapel Hill (<http://www.cpc.unc.edu/addhealth>).

Crushed, pushed, or stepped on by crowd or human stampede (W52)

Bitten by rat (W53)

Bitten or struck by dog (W54)

Bitten or struck by other mammals (W55)

Contact with marine animal (W56)

Bitten or stung by nonvenomous insect and other nonvenomous arthropods (W57)

Bitten or struck by crocodile or alligator (W58)

Bitten or crushed by other reptiles (W59)

Contact with plant thorns, spines, and sharp leaves (W60)

Exposure to other and unspecified animate mechanical forces (W64)

Accidental drowning and submersion (W65-W74)

Drowning and submersion while in bathtub (W65)

Drowning and submersion following fall into bathtub (W66)

Drowning and submersion while in swimming pool (W67)

Drowning and submersion following fall into swimming pool (W68)

Drowning and submersion while in natural water (W69)

Drowning and submersion following fall into natural water (W70)

Other specified drowning and submersion (W73)

Unspecified drowning and submersion (W74)

Other accidental threats to breathing (W75-W84)

Accidental suffocation and strangulation in bed (W75)

Other accidental hanging and strangulation (W76)

Threat to breathing due to cave-in, falling earth, and other substances (W77)

Inhalation of gastric contents (W78)

Inhalation and ingestion of food causing obstruction of respiratory tract (W79)

Inhalation and ingestion of other objects causing obstruction of respiratory tract (W80)

Confined to or trapped in a low-oxygen environment (W81)

Other specified threats to breathing (W83)

Unspecified threat to breathing (W84)

Add Health is directed by Robert A. Hummer and funded by the National Institute on Aging cooperative agreements U01 AG071448 (Hummer) and U01AG071450 (Aiello and Hummer) at the University of North Carolina at Chapel Hill. Waves I-V data are from the Add Health Program Project, grant P01 HD31921 (Harris) from Eunice Kennedy Shriver National Institute of Child Health and Human Development (NICHD), with cooperative funding from 23 other federal agencies and foundations. Add Health was designed by J. Richard Udry, Peter S. Bearman, and Kathleen Mullan Harris at the University of North Carolina at Chapel Hill (<http://www.cpc.unc.edu/addhealth>).

Exposure to electric current, radiation and extreme ambient air temperature and pressure (W85-W99)

- Exposure to electric transmission lines (W85)
- Exposure to other specified electric current (W86)
- Exposure to unspecified electric current (W87)
- Exposure to ionizing radiation (W88)
- Exposure to man-made visible and ultraviolet light (W89)
- Exposure to other nonionizing radiation (W90)
- Exposure to unspecified type of radiation (W91)
- Exposure to excessive heat of man-made origin (W92)
- Exposure to excessive cold of man-made origin (W93)
- Exposure to high and low air pressure and changes in air pressure (W94)
- Exposure to other and unspecified man-made environmental factors (W99)

Exposure to smoke, fire and flames (X00-X09)

- Exposure to uncontrolled fire in building or structure (X00)
- Exposure to uncontrolled fire, not in building or structure (X01)
- Exposure to controlled fire in building or structure (X02)
- Exposure to controlled fire, not in building or structure (X03)
- Exposure to ignition of highly flammable material (X04)
- Exposure to ignition or melting of nightwear (X05)
- Exposure to ignition or melting of other clothing and apparel (X06)
- Exposure to other specified smoke, fire, and flames (X08)
- Exposure to unspecified smoke, fire, and flames (X09)

Contact with heat and hot substances (X10-X19)

- Contact with hot drinks, food, fats, and cooking oils (X10)
- Contact with hot tap water (X11)
- Contact with other hot fluids (X12)
- Contact with steam and hot vapors (X13)
- Contact with hot air and gases (X14)
- Contact with hot household appliances (X15)

Add Health is directed by Robert A. Hummer and funded by the National Institute on Aging cooperative agreements U01 AG071448 (Hummer) and U01AG071450 (Aiello and Hummer) at the University of North Carolina at Chapel Hill. Waves I-V data are from the Add Health Program Project, grant P01 HD31921 (Harris) from Eunice Kennedy Shriver National Institute of Child Health and Human Development (NICHD), with cooperative funding from 23 other federal agencies and foundations. Add Health was designed by J. Richard Udry, Peter S. Bearman, and Kathleen Mullan Harris at the University of North Carolina at Chapel Hill (<http://www.cpc.unc.edu/addhealth>).

Contact with hot heating appliances, radiators, and pipes (X16)

Contact with hot engines, machinery, and tools (X17)

Contact with other hot metals (X18)

Contact with other and unspecified heat and hot substances (X19)

Contact with venomous animals and plants (X20-X29)

Contact with venomous snakes and lizards (X20)

Contact with venomous spiders (X21)

Contact with scorpions (X22)

Contact with hornets, wasps, and bees (X23)

Contact with centipedes and venomous millipedes (tropical) (X24)

Contact with other specified venomous arthropods (X25)

Contact with venomous marine animals and plants (X26)

Contact with other specified venomous animals (X27)

Contact with other specified venomous plants (X28)

Contact with unspecified venomous animal or plant (X29)

Exposure to forces of nature (X30-X39)

Exposure to excessive natural heat (X30)

Exposure to excessive natural cold (X31)

Exposure to sunlight (X32)

Victim of lightning (X33)

Victim of earthquake (X34)

Victim of volcanic eruption (X35)

Victim of avalanche, landslide, and other earth movements (X36)

Victim of cataclysmic storm (X37)

Victim of flood (X38)

Exposure to other and unspecified forces of nature (X39)

Accidental poisoning by and exposure to noxious substances (X40-X49)

Accidental poisoning by and exposure to nonopioid analgesics, antipyretics, and antirheumatics (X40)

Accidental poisoning by and exposure to antiepileptic, sedative-hypnotic, antiparkinsonism, and psychotropic drugs, not elsewhere classified (X41)

Add Health is directed by Robert A. Hummer and funded by the National Institute on Aging cooperative agreements U01 AG071448 (Hummer) and U01AG071450 (Aiello and Hummer) at the University of North Carolina at Chapel Hill. Waves I-V data are from the Add Health Program Project, grant P01 HD31921 (Harris) from Eunice Kennedy Shriver National Institute of Child Health and Human Development (NICHD), with cooperative funding from 23 other federal agencies and foundations. Add Health was designed by J. Richard Udry, Peter S. Bearman, and Kathleen Mullan Harris at the University of North Carolina at Chapel Hill (<http://www.cpc.unc.edu/addhealth>).

Accidental poisoning by and exposure to narcotics and psychodysleptics [hallucinogens], not elsewhere classified (X42)

Accidental poisoning by and exposure to other drugs acting on the autonomic nervous system (X43)

Accidental poisoning by and exposure to other and unspecified drugs, medicaments, and biological substances (X44)

Accidental poisoning by and exposure to alcohol (X45)

Accidental poisoning by and exposure to organic solvents and halogenated hydrocarbons and their vapors (X46)

Accidental poisoning by and exposure to other gases and vapors (X47)

Accidental poisoning by and exposure to pesticides (X48)

Accidental poisoning by and exposure to other and unspecified chemicals and noxious substances (X49)

Overexertion, travel and privation (X50-X57)

Overexertion and strenuous or repetitive movements (X50)

Travel and motion (X51)

Prolonged stay in weightless environment (X52)

Lack of food (X53)

Lack of water (X54)

Unspecified privation (X57)

Accidental exposure to other and unspecified factors (X58-X59)

Exposure to other specified factors (X58)

Exposure to unspecified factor (X59)

Intentional self-harm (suicide) (X60-X84)

Intentional self-poisoning (suicide) by and exposure to nonopioid analgesics, antipyretics, and antirheumatics (X60)

Intentional self-poisoning (suicide) by and exposure to antiepileptic, sedative-hypnotic, antiparkinsonism, and psychotropic drugs, not elsewhere classified (X61)

Intentional self-poisoning (suicide) by and exposure to narcotics and psychodysleptics [hallucinogens], not elsewhere classified (X62)

Intentional self-poisoning (suicide) by and exposure to other drugs acting on the autonomic nervous system (X63)

Intentional self-poisoning (suicide) by and exposure to other and unspecified drugs, medicaments, and biological substances (X64)

Intentional self-poisoning (suicide) by and exposure to alcohol (X65)

Intentional self-poisoning (suicide) by and exposure to organic solvents and halogenated hydrocarbons and their vapors (X66)

Intentional self-poisoning (suicide) by and exposure to other gases and vapors (X67)

Intentional self-poisoning (suicide) by and exposure to pesticides (X68)

Intentional self-poisoning (suicide) by and exposure to other and unspecified chemicals and noxious substances (X69)

Add Health is directed by Robert A. Hummer and funded by the National Institute on Aging cooperative agreements U01 AG071448 (Hummer) and U01AG071450 (Aiello and Hummer) at the University of North Carolina at Chapel Hill. Waves I-V data are from the Add Health Program Project, grant P01 HD31921 (Harris) from Eunice Kennedy Shriver National Institute of Child Health and Human Development (NICHD), with cooperative funding from 23 other federal agencies and foundations. Add Health was designed by J. Richard Udry, Peter S. Bearman, and Kathleen Mullan Harris at the University of North Carolina at Chapel Hill (<http://www.cpc.unc.edu/addhealth>).

Intentional self harm (suicide) by hanging, strangulation, and suffocation (X70)

Intentional self harm (suicide) by drowning and submersion (X71)

Intentional self harm (suicide) by handgun discharge (X72)

Intentional self harm (suicide) by rifle, shotgun, and larger firearm discharge (X73)

Intentional self harm (suicide) by other and unspecified firearm discharge (X74)

Intentional self harm (suicide) by explosive material (X75)

Intentional self harm (suicide) by smoke, fire, and flames (X76)

Intentional self harm (suicide) by steam, hot vapors, and hot objects (X77)

Intentional self harm (suicide) by sharp object (X78)

Intentional self harm (suicide) by blunt object (X79)

Intentional self harm (suicide) by jumping from a high place (X80)

Intentional self harm (suicide) by jumping or lying before moving object (X81)

Intentional self harm (suicide) by crashing of motor vehicle (X82)

Intentional self harm (suicide) by other specified means (X83)

Intentional self harm (suicide) by unspecified means (X84)

Assault (homicide)(X85-Y09)

Assault (homicide) by drugs, medicaments, and biological substances (X85)

Assault (homicide) by corrosive substance (X86)

Assault (homicide) by pesticides (X87)

Assault (homicide) by gases and vapors (X88)

Assault (homicide) by other specified chemicals and noxious substances (X89)

Assault (homicide) by unspecified chemical or noxious substance (X90)

Assault (homicide) by hanging, strangulation, and suffocation (X91)

Assault (homicide) by drowning and submersion (X92)

Assault (homicide) by handgun discharge (X93)

Assault (homicide) by rifle, shotgun, and larger firearm discharge (X94)

Assault (homicide) by other and unspecified firearm discharge (X95)

Assault (homicide) by explosive material (X96)

Assault (homicide) by smoke, fire, and flames (X97)

Add Health is directed by Robert A. Hummer and funded by the National Institute on Aging cooperative agreements U01 AG071448 (Hummer) and U01AG071450 (Aiello and Hummer) at the University of North Carolina at Chapel Hill. Waves I-V data are from the Add Health Program Project, grant P01 HD31921 (Harris) from Eunice Kennedy Shriver National Institute of Child Health and Human Development (NICHD), with cooperative funding from 23 other federal agencies and foundations. Add Health was designed by J. Richard Udry, Peter S. Bearman, and Kathleen Mullan Harris at the University of North Carolina at Chapel Hill (<http://www.cpc.unc.edu/addhealth>).

Assault (homicide) by steam, hot vapors, and hot objects (X98)

Assault (homicide) by sharp object (X99)

Assault (homicide) by blunt object (Y00)

Assault (homicide) by pushing from high place (Y01)

Assault (homicide) by pushing or placing victim before moving object (Y02)

Assault (homicide) by crashing of motor vehicle (Y03)

Assault (homicide) by bodily force (Y04)

Sexual assault (homicide) by bodily force (Y05)

Neglect and abandonment (Y06)

By spouse or partner (Y06.0)

By parent (Y06.1)

By acquaintance or friend (Y06.2)

By other specified persons (Y06.8)

By unspecified person (Y06.9)

Other maltreatment syndromes (Y07)

By spouse or partner (Y07.0)

By parent (Y07.1)

By acquaintance or friend (Y07.2)

By official authorities (Y07.3)

By other specified persons (Y07.8)

By unspecified person (Y07.9)

Assault (homicide) by other specified means (Y08)

Assault (homicide) by unspecified means (Y09)

Event of undetermined intent (Y10-Y34)

Poisoning by and exposure to nonopioid analgesics, antipyretics, and antirheumatics, undetermined intent (Y10)

Poisoning by and exposure to antiepileptic, sedative-hypnotic, antiparkinsonism, and psychotropic drugs, not elsewhere classified, undetermined intent (Y11)

Poisoning by and exposure to narcotics and psychodysleptics [hallucinogens], not elsewhere classified, undetermined intent (Y12)

Poisoning by and exposure to other drugs acting on the autonomic nervous system, undetermined intent (Y13)

Poisoning by and exposure to other and unspecified drugs, medicaments, and biological substances, undetermined intent (Y14)

Poisoning by and exposure to alcohol, undetermined intent (Y15)

Poisoning by and exposure to organic solvents and halogenated hydrocarbons and their vapors, undetermined intent (Y16)

Poisoning by and exposure to other gases and vapors, undetermined intent (Y17)

Poisoning by and exposure to pesticides, undetermined intent (Y18)

Poisoning by and exposure to other and unspecified chemicals and noxious substances, undetermined intent (Y19)

Add Health is directed by Robert A. Hummer and funded by the National Institute on Aging cooperative agreements U01 AG071448 (Hummer) and U01AG071450 (Aiello and Hummer) at the University of North Carolina at Chapel Hill. Waves I-V data are from the Add Health Program Project, grant P01 HD31921 (Harris) from Eunice Kennedy Shriver National Institute of Child Health and Human Development (NICHD), with cooperative funding from 23 other federal agencies and foundations. Add Health was designed by J. Richard Udry, Peter S. Bearman, and Kathleen Mullan Harris at the University of North Carolina at Chapel Hill (<http://www.cpc.unc.edu/addhealth>).

Hanging, strangulation, and suffocation, undetermined intent (Y20)

Drowning and submersion, undetermined intent (Y21)

Handgun discharge, undetermined intent (Y22)

Rifle, shotgun, and larger firearm discharge, undetermined intent (Y23)

Other and unspecified firearm discharge, undetermined intent (Y24)

Contact with explosive material, undetermined intent (Y25)

Exposure to smoke, fire, and flames, undetermined intent (Y26)

Contact with steam, hot vapors, and hot objects, undetermined intent (Y27)

Contact with sharp object, undetermined intent (Y28)

Contact with blunt object, undetermined intent (Y29)

Falling, jumping, or pushed from a high place, undetermined intent (Y30)

Falling, lying, or running before or into moving object, undetermined intent (Y31)

Crashing of motor vehicle, undetermined intent (Y32)

Other specified events, undetermined intent (Y33)

Unspecified event, undetermined intent (Y34)

Legal intervention and operations of war (Y35-Y36)

Legal intervention (Y35)

- Legal intervention involving firearm discharge (Y35.0)
- Legal intervention involving explosives (Y35.1)
- Legal intervention involving gas (Y35.2)
- Legal intervention involving blunt objects (Y35.3)
- Legal intervention involving sharp objects (Y35.4)
- Legal execution (Y35.5)
- Legal intervention involving other specified means (Y35.6)
- Legal intervention, means unspecified (Y35.7)

Operations of war (Y36)

- War operations involving explosion of marine weapons (Y36.0)
- War operations involving destruction of aircraft (Y36.1)
- War operations involving other explosions and fragments (Y36.2)
- War operations involving fires, conflagrations, and hot substances (Y36.3)
- War operations involving firearm discharge and other forms of conventional warfare (Y36.4)
- War operations involving nuclear weapons (Y36.5)
- War operations involving biological weapons (Y36.6)
- War operations involving chemical weapons and other forms of unconventional warfare (Y36.7)
- War operations occurring after cessation of hostilities (Y36.8)
- War operations, unspecified (Y36.9)

Complications of medical and surgical care (Y40-Y84)

Drugs, medicaments and biological substances causing adverse effects in therapeutic use (Y40-Y59)

Add Health is directed by Robert A. Hummer and funded by the National Institute on Aging cooperative agreements U01 AG071448 (Hummer) and U01AG071450 (Aiello and Hummer) at the University of North Carolina at Chapel Hill. Waves I-V data are from the Add Health Program Project, grant P01 HD31921 (Harris) from Eunice Kennedy Shriver National Institute of Child Health and Human Development (NICHD), with cooperative funding from 23 other federal agencies and foundations. Add Health was designed by J. Richard Udry, Peter S. Bearman, and Kathleen Mullan Harris at the University of North Carolina at Chapel Hill (<http://www.cpc.unc.edu/addhealth>).

Systemic antibiotics (Y40)

- Penicillins (Y40.0)
- Cefalosporins and other -lactam antibiotics (Y40.1)
- Chloramphenicol group (Y40.2)
- Macrolides (Y40.3)
- Tetracyclines (Y40.4)
- Aminoglycosides (Y40.5)
- Rifamycins (Y40.6)
- Antifungal antibiotics, systemically used (Y40.7)
- Other systemic antibiotics (Y40.8)
- Systemic antibiotic, unspecified (Y40.9)

Other systemic anti-infectives and antiparasitics (Y41)

- Sulfonamides (Y41.0)
- Antimycobacterial drugs (Y41.1)
- Antimalarials and drugs acting on other blood protozoa (Y41.2)
- Other antiprotozoal drugs (Y41.3)
- Anthelmintics (Y41.4)
- Antiviral drugs (Y41.5)
- Other specified systemic anti-infectives and antiparasitics (Y41.8)
- Systemic anti-infective and antiparasitic, unspecified (Y41.9)

Hormones and their synthetic substitutes and antagonists, not elsewhere classified (Y42)

- Glucocorticoids and synthetic analogs (Y42.0)
- Thyroid hormones and substitutes (Y42.1)
- Antithyroid drugs (Y42.2)
- Insulin and oral hypoglycemic [antidiabetic] drugs (Y42.3)
- Oral contraceptives (Y42.4)
- Other estrogens and progestogens (Y42.5)
- Antigonadotrophins, antiestrogens, antiandrogens, not elsewhere classified (Y42.6)
- Androgens and anabolic congeners (Y42.7)
- Other and unspecified hormones and their synthetic substitutes (Y42.8)
- Other and unspecified hormone antagonists (Y42.9)

Primarily systemic agents (Y43)

- Antiallergic and antiemetic drugs (Y43.0)
- Antineoplastic antimetabolites (Y43.1)
- Antineoplastic natural products (Y43.2)
- Other antineoplastic drugs (Y43.3)
- Immunosuppressive agents (Y43.4)
- Acidifying and alkalinizing agents (Y43.5)
- Enzymes, not elsewhere classified (Y43.6)
- Other primarily systemic agents, not elsewhere classified (Y43.8)
- Primarily systemic agent, unspecified (Y43.9)

Agents primarily affecting blood constituents (Y44)

- Iron preparations and other anti-hypochromic-anemia preparations (Y44.0)
- Vitamin B12, folic acid, and other anti-megaloblastic-anemia preparations (Y44.1)
- Anticoagulants (Y44.2)
- Anticoagulant antagonists, vitamin K, and other coagulants (Y44.3)
- Antithrombotic drugs [platelet-aggregation inhibitors] (Y44.4)
- Thrombolytic drugs (Y44.5)
- Natural blood and blood products (Y44.6)
- Plasma substitutes (Y44.7)
- Other and unspecified agents affecting blood constituents (Y44.9)

Analgesics, antipyretics, and anti-inflammatory drugs (Y45)

- Opioids and related analgesics (Y45.0)

Add Health is directed by Robert A. Hummer and funded by the National Institute on Aging cooperative agreements U01 AG071448 (Hummer) and U01AG071450 (Aiello and Hummer) at the University of North Carolina at Chapel Hill. Waves I-V data are from the Add Health Program Project, grant P01 HD31921 (Harris) from Eunice Kennedy Shriver National Institute of Child Health and Human Development (NICHD), with cooperative funding from 23 other federal agencies and foundations. Add Health was designed by J. Richard Udry, Peter S. Bearman, and Kathleen Mullan Harris at the University of North Carolina at Chapel Hill (<http://www.cpc.unc.edu/addhealth>).

- Salicylates (Y45.1)
- Propionic acid derivatives (Y45.2)
- Other nonsteroidal anti-inflammatory drugs [NSAID] (Y45.3)
- Antirheumatics (Y45.4)
- 4-Aminophenol derivatives (Y45.5)
- Other analgesics, antipyretics, and anti-inflammatory drugs (Y45.8)
- Analgesic, antipyretic, and anti-inflammatory drug, unspecified (Y45.9)

Antiepileptics and antiparkinsonism drugs (Y46)

- Succinimides (Y46.0)
- Oxazolinediones (Y46.1)
- Hydantoin derivatives (Y46.2)
- Deoxybarbiturates (Y46.3)
- Iminostilbenes (Y46.4)
- Valproic acid (Y46.5)
- Other and unspecified antiepileptics (Y46.6)
- Antiparkinsonism drugs (Y46.7)
- Antispasticity drugs (Y46.8)

Sedatives, hypnotics, and antianxiety drugs (Y47)

- Barbiturates, not elsewhere classified (Y47.0)
- Benzodiazepines (Y47.1)
- Chloral derivatives (Y47.2)
- Paraldehyde (Y47.3)
- Bromine compounds (Y47.4)
- Mixed sedatives and hypnotics, not elsewhere classified (Y47.5)
- Other sedatives, hypnotics, and antianxiety drugs (Y47.8)
- Sedative, hypnotic, and antianxiety drug, unspecified (Y47.9)

Anesthetics and therapeutic gases (Y48)

- Inhaled anesthetics (Y48.0)
- Parenteral anesthetics (Y48.1)
- Other and unspecified general anesthetics (Y48.2)
- Local anesthetics (Y48.3)
- Anesthetic, unspecified (Y48.4)
- Therapeutic gases (Y48.5)

Psychotropic drugs, not elsewhere classified (Y49)

- Tricyclic and tetracyclic antidepressants (Y49.0)
- Monoamine-oxidase-inhibitor antidepressants (Y49.1)
- Other and unspecified antidepressants (Y49.2)
- Phenothiazine antipsychotics and neuroleptics (Y49.3)
- Butyrophenone and thioxanthene neuroleptics (Y49.4)
- Other antipsychotics and neuroleptics (Y49.5)
- Psychodysleptics [hallucinogens] (Y49.6)
- Psychostimulants with abuse potential (Y49.7)
- Other psychotropic drugs, not elsewhere classified (Y49.8)
- Psychotropic drug, unspecified (Y49.9)

Central nervous system stimulants, not elsewhere classified (Y50)

- Analeptics (Y50.0)
- Opioid receptor antagonists (Y50.1)
- Methylxanthines, not elsewhere classified (Y50.2)
- Other central nervous system stimulants (Y50.8)
- Central nervous system stimulant, unspecified (Y50.9)

Drugs primarily affecting the autonomic nervous system (Y51)

- Anticholinesterase agents (Y51.0)
- Other parasympathomimetics [cholinergics] (Y51.1)
- Ganglionic blocking drugs, not elsewhere classified (Y51.2)
- Other parasympatholytics [anticholinergics and antimuscarinics] and spasmolytics, not elsewhere classified (Y51.3)
- Predominantly α -adrenoreceptor agonists, not elsewhere classified (Y51.4)
- Predominantly β -adrenoreceptor agonists, not elsewhere classified (Y51.5)
- α -Adrenoreceptor antagonists, not elsewhere classified (Y51.6)
- β -Adrenoreceptor antagonists, not elsewhere classified (Y51.7)
- Centrally acting and adrenergic-neuron-blocking agents, not elsewhere classified (Y51.8)
- Other and unspecified drugs primarily affecting the autonomic nervous system (Y51.9)

Agents primarily affecting the cardiovascular system (Y52)

- Cardiac-stimulant glycosides and drugs of similar action (Y52.0)
- Calcium-channel blockers (Y52.1)
- Other antidysrhythmic drugs, not elsewhere classified (Y52.2)
- Coronary vasodilators, not elsewhere classified (Y52.3)
- Angiotensin-converting-enzyme inhibitors (Y52.4)
- Other antihypertensive drugs, not elsewhere classified (Y52.5)
- Antihyperlipidemic and antiarteriosclerotic drugs (Y52.6)
- Peripheral vasodilators (Y52.7)
- Antivaricose drugs, including sclerosing agents (Y52.8)
- Other and unspecified agents primarily affecting the cardiovascular system (Y52.9)

Agents primarily affecting the gastrointestinal system (Y53)

- Histamine H₂-receptor antagonists (Y53.0)
- Other antacids and anti-gastric-secretion drugs (Y53.1)
- Stimulant laxatives (Y53.2)
- Saline and osmotic laxatives (Y53.3)
- Other laxatives (Y53.4)
- Digestants (Y53.5)
- Antidiarrheal drugs (Y53.6)
- Emetics (Y53.7)
- Other agents primarily affecting the gastrointestinal system (Y53.8)
- Agent primarily affecting the gastrointestinal system, unspecified (Y53.9)

Agents primarily affecting water balance and mineral and uric acid metabolism (Y54)

- Mineralocorticoids (Y54.0)
- Mineralocorticoid antagonists [aldosterone antagonists] (Y54.1)
- Carbonic-anhydrase inhibitors (Y54.2)
- Benzothiadiazine derivatives (Y54.3)
- Loop [high-ceiling] diuretics (Y54.4)
- Other diuretics (Y54.5)
- Electrolytic, caloric, and water balance agents (Y54.6)
- Agents affecting calcification (Y54.7)
- Agents affecting uric acid metabolism (Y54.8)
- Mineral salts, not elsewhere classified (Y54.9)

Agents primarily acting on smooth and skeletal muscles and the respiratory system (Y55)

- Oxytocic drugs (Y55.0)
- Skeletal muscle relaxants [neuromuscular blocking agents] (Y55.1)
- Other and unspecified agents primarily acting on muscles (Y55.2)
- Antitussives (Y55.3)
- Expectorants (Y55.4)
- Anticommon cold drugs (Y55.5)
- Antiasthmatics, not elsewhere classified (Y55.6)
- Other and unspecified agents primarily acting on the respiratory system (Y55.7)

Add Health is directed by Robert A. Hummer and funded by the National Institute on Aging cooperative agreements U01 AG071448 (Hummer) and U01AG071450 (Aiello and Hummer) at the University of North Carolina at Chapel Hill. Waves I-V data are from the Add Health Program Project, grant P01 HD31921 (Harris) from Eunice Kennedy Shriver National Institute of Child Health and Human Development (NICHD), with cooperative funding from 23 other federal agencies and foundations. Add Health was designed by J. Richard Udry, Peter S. Bearman, and Kathleen Mullan Harris at the University of North Carolina at Chapel Hill (<http://www.cpc.unc.edu/addhealth>).

Topical agents primarily affecting skin and mucous membrane and ophthalmological, otorhinolaryngological, and dental drugs (Y56)

Local antifungal, anti-infective, and anti-inflammatory drugs, not elsewhere classified (Y56.0)

Antipruritics (Y56.1)

Local astringents and local detergents (Y56.2)

Emollients, demulcents, and protectants (Y56.3)

Keratolytics, keratoplastics, and other hair treatment drugs and preparations (Y56.4)

Ophthalmological drugs and preparations (Y56.5)

Otorhinolaryngological drugs and preparations (Y56.6)

Dental drugs, topically applied (Y56.7)

Other topical agents (Y56.8)

Topical agent, unspecified (Y56.9)

Other and unspecified drugs and medicaments (Y57)

Appetite depressants [anorectics] (Y57.0)

Lipotropic drugs (Y57.1)

Antidotes and chelating agents, not elsewhere classified (Y57.2)

Alcohol deterrents (Y57.3)

Pharmaceutical excipients (Y57.4)

X-ray contrast media (Y57.5)

Other diagnostic agents (Y57.6)

Vitamins, not elsewhere classified (Y57.7)

Other drugs and medicaments (Y57.8)

Drug or medicament, unspecified (Y57.9)

Bacterial vaccines (Y58)

BCG vaccine (Y58.0)

Typhoid and paratyphoid vaccine (Y58.1)

Cholera vaccine (Y58.2)

Plague vaccine (Y58.3)

Tetanus vaccine (Y58.4)

Diphtheria vaccine (Y58.5)

Pertussis vaccine, including combinations with a pertussis component (Y58.6)

Mixed bacterial vaccines, except combinations with a pertussis component (Y58.8)

Other and unspecified bacterial vaccines (Y58.9)

Other and unspecified vaccines and biological substances (Y59)

Viral vaccines (Y59.0)

Rickettsial vaccines (Y59.1)

Protozoal vaccines (Y59.2)

Immunoglobulin (Y59.3)

Other specified vaccines and biological substances (Y59.8)

Vaccine or biological substance, unspecified (Y59.9)

Misadventures to patients during surgical and medical care (Y60-Y69)

Unintentional cut, puncture, perforation, or hemorrhage during surgical and medical care (Y60)

During surgical operation (Y60.0)

During infusion or transfusion (Y60.1)

During kidney dialysis or other perfusion (Y60.2)

During injection or immunization (Y60.3)

During endoscopic examination (Y60.4)

During heart catheterization (Y60.5)

During aspiration, puncture, and other catheterization (Y60.6)

During administration of enema (Y60.7)

During other surgical and medical care (Y60.8)

During unspecified surgical and medical care (Y60.9)

Add Health is directed by Robert A. Hummer and funded by the National Institute on Aging cooperative agreements U01 AG071448 (Hummer) and U01AG071450 (Aiello and Hummer) at the University of North Carolina at Chapel Hill. Waves I-V data are from the Add Health Program Project, grant P01 HD31921 (Harris) from Eunice Kennedy Shriver National Institute of Child Health and Human Development (NICHD), with cooperative funding from 23 other federal agencies and foundations. Add Health was designed by J. Richard Udry, Peter S. Bearman, and Kathleen Mullan Harris at the University of North Carolina at Chapel Hill (<http://www.cpc.unc.edu/addhealth>).

Foreign object accidentally left in body during surgical and medical care (Y61)

- During surgical operation (Y61.0)
- During infusion or transfusion (Y61.1)
- During kidney dialysis or other perfusion (Y61.2)
- During injection or immunization (Y61.3)
- During endoscopic examination (Y61.4)
- During heart catheterization (Y61.5)
- During aspiration, puncture, and other catheterization (Y61.6)
- During removal of catheter or packing (Y61.7)
- During other surgical and medical care (Y61.8)
- During unspecified surgical and medical care (Y61.9)

Failure of sterile precautions during surgical and medical care (Y62)

- During surgical operation (Y62.0)
- During infusion or transfusion (Y62.1)
- During kidney dialysis or other perfusion (Y62.2)
- During injection or immunization (Y62.3)
- During endoscopic examination (Y62.4)
- During heart catheterization (Y62.5)
- During aspiration, puncture, and other catheterization (Y62.6)
- During other surgical and medical care (Y62.8)
- During unspecified surgical and medical care (Y62.9)

Failure in dosage during surgical and medical care (Y63)

- Excessive amount of blood or other fluid given during transfusion or infusion (Y63.0)
- Incorrect dilution of fluid used during infusion (Y63.1)
- Overdose of radiation given during therapy (Y63.2)
- Inadvertent exposure of patient to radiation during medical care (Y63.3)
- Failure in dosage in electroshock or insulin-shock therapy (Y63.4)
- Inappropriate temperature in local application and packing (Y63.5)
- Nonadministration of necessary drug, medicament, or biological substance (Y63.6)
- Failure in dosage during other surgical and medical care (Y63.8)
- Failure in dosage during unspecified surgical and medical care (Y63.9)

Contaminated medical or biological substances (Y64)

- Contaminated medical or biological substance, transfused or infused (Y64.0)
- Contaminated medical or biological substance, injected or used for immunization (Y64.1)
- Contaminated medical or biological substance administered by other means (Y64.8)
- Contaminated medical or biological substance administered by unspecified means (Y64.9)

Other misadventures during surgical and medical care (Y65)

- Mismatched blood used in transfusion (Y65.0)
- Wrong fluid used in infusion (Y65.1)
- Failure in suture or ligature during surgical operation (Y65.2)
- Endotracheal tube wrongly placed during anesthetic procedure (Y65.3)
- Failure to introduce or to remove other tube or instrument (Y65.4)
- Performance of inappropriate operation (Y65.5)
- Other specified misadventures during surgical and medical care (Y65.8)

Nonadministration of surgical and medical care (Y66)

Unspecified misadventure during surgical and medical care (Y69)

Medical devices associated with adverse incidents in diagnostic and therapeutic use (Y70-Y82)

Anesthesiology devices associated with adverse incidents (Y70)

- Diagnostic and monitoring devices (Y70.0)

Add Health is directed by Robert A. Hummer and funded by the National Institute on Aging cooperative agreements U01 AG071448 (Hummer) and U01AG071450 (Aiello and Hummer) at the University of North Carolina at Chapel Hill. Waves I-V data are from the Add Health Program Project, grant P01 HD31921 (Harris) from Eunice Kennedy Shriver National Institute of Child Health and Human Development (NICHD), with cooperative funding from 23 other federal agencies and foundations. Add Health was designed by J. Richard Udry, Peter S. Bearman, and Kathleen Mullan Harris at the University of North Carolina at Chapel Hill (<http://www.cpc.unc.edu/addhealth>).

Therapeutic (nonsurgical) and rehabilitative devices (Y70.1)
Prosthetic and other implants, materials, and accessory devices (Y70.2)
Surgical instruments, materials, and devices (including sutures) (Y70.3)
Miscellaneous devices, not elsewhere classified (Y70.8)

Cardiovascular devices associated with adverse incidents (Y71)

Diagnostic and monitoring devices (Y71.0)
Therapeutic (nonsurgical) and rehabilitative devices (Y71.1)
Prosthetic and other implants, materials, and accessory devices (Y71.2)
Surgical instruments, materials, and devices (including sutures) (Y71.3)
Miscellaneous devices, not elsewhere classified (Y71.8)

Otorhinolaryngological devices associated with adverse incidents (Y72)

Diagnostic and monitoring devices (Y72.0)
Therapeutic (nonsurgical) and rehabilitative devices (Y72.1)
Prosthetic and other implants, materials, and accessory devices (Y72.2)
Surgical instruments, materials, and devices (including sutures) (Y72.3)
Miscellaneous devices, not elsewhere classified (Y72.8)

Gastroenterology and urology devices associated with adverse incidents (Y73)

Diagnostic and monitoring devices (Y73.0)
Therapeutic (nonsurgical) and rehabilitative devices (Y73.1)
Prosthetic and other implants, materials, and accessory devices (Y73.2)
Surgical instruments, materials, and devices (including sutures) (Y73.3)
Miscellaneous devices, not elsewhere classified (Y73.8)

General hospital and personal-use devices associated with adverse incidents (Y74)

Diagnostic and monitoring devices (Y74.0)
Therapeutic (nonsurgical) and rehabilitative devices (Y74.1)
Prosthetic and other implants, materials, and accessory devices (Y74.2)
Surgical instruments, materials, and devices (including sutures) (Y74.3)
Miscellaneous devices, not elsewhere classified (Y74.8)

Neurological devices associated with adverse incidents (Y75)

Diagnostic and monitoring devices (Y75.0)
Therapeutic (nonsurgical) and rehabilitative devices (Y75.1)
Prosthetic and other implants, materials, and accessory devices (Y75.2)
Surgical instruments, materials, and devices (including sutures) (Y75.3)
Miscellaneous devices, not elsewhere classified (Y75.8)

Obstetric and gynecological devices associated with adverse incidents (Y76)

Diagnostic and monitoring devices (Y76.0)
Therapeutic (nonsurgical) and rehabilitative devices (Y76.1)
Prosthetic and other implants, materials, and accessory devices (Y76.2)
Surgical instruments, materials, and devices (including sutures) (Y76.3)
Miscellaneous devices, not elsewhere classified (Y76.8)

Ophthalmic devices associated with adverse incidents (Y77)

Diagnostic and monitoring devices (Y77.0)
Therapeutic (nonsurgical) and rehabilitative devices (Y77.1)
Prosthetic and other implants, materials, and accessory devices (Y77.2)
Surgical instruments, materials, and devices (including sutures) (Y77.3)
Miscellaneous devices, not elsewhere classified (Y77.8)

Radiological devices associated with adverse incidents (Y78)

Diagnostic and monitoring devices (Y78.0)
Therapeutic (nonsurgical) and rehabilitative devices (Y78.1)
Prosthetic and other implants, materials, and accessory devices (Y78.2)

Add Health is directed by Robert A. Hummer and funded by the National Institute on Aging cooperative agreements U01 AG071448 (Hummer) and U01AG071450 (Aiello and Hummer) at the University of North Carolina at Chapel Hill. Waves I-V data are from the Add Health Program Project, grant P01 HD31921 (Harris) from Eunice Kennedy Shriver National Institute of Child Health and Human Development (NICHD), with cooperative funding from 23 other federal agencies and foundations. Add Health was designed by J. Richard Udry, Peter S. Bearman, and Kathleen Mullan Harris at the University of North Carolina at Chapel Hill (<http://www.cpc.unc.edu/addhealth>).

Surgical instruments, materials, and devices (including sutures) (Y78.3)
Miscellaneous devices, not elsewhere classified (Y78.8)

Orthopedic devices associated with adverse incidents (Y79)

Diagnostic and monitoring devices (Y79.0)
Therapeutic (nonsurgical) and rehabilitative devices (Y79.1)
Prosthetic and other implants, materials, and accessory devices (Y79.2)
Surgical instruments, materials, and devices (including sutures) (Y79.3)
Miscellaneous devices, not elsewhere classified (Y79.8)

Physical medicine devices associated with adverse incidents (Y80)

Diagnostic and monitoring devices (Y80.0)
Therapeutic (nonsurgical) and rehabilitative devices (Y80.1)
Prosthetic and other implants, materials, and accessory devices (Y80.2)
Surgical instruments, materials, and devices (including sutures) (Y80.3)
Miscellaneous devices, not elsewhere classified (Y80.8)

General- and plastic-surgery devices associated with adverse incidents (Y81)

Diagnostic and monitoring devices (Y81.0)
Therapeutic (nonsurgical) and rehabilitative devices (Y81.1)
Prosthetic and other implants, materials, and accessory devices (Y81.2)
Surgical instruments, materials, and devices (including sutures) (Y81.3)
Miscellaneous devices, not elsewhere classified (Y81.8)

Other and unspecified medical devices associated with adverse incidents (Y82)

Diagnostic and monitoring devices (Y82.0)
Therapeutic (nonsurgical) and rehabilitative devices (Y82.1)
Prosthetic and other implants, materials, and accessory devices (Y82.2)
Surgical instruments, materials, and devices (including sutures) (Y82.3)
Miscellaneous devices, not elsewhere classified (Y82.8)

Surgical and other medical procedures as the cause of abnormal reaction of the patient, or of later complication, without mention of misadventure at the time of the procedure (Y83-Y84)

Surgical operation and other surgical procedures as the cause of abnormal reaction of the patient, or of later complication, without mention of misadventure at the time of the procedure (Y83)

Surgical operation with transplant of whole organ (Y83.0)
Surgical operation with implant of artificial internal device (Y83.1)
Surgical operation with anastomosis, bypass, or graft (Y83.2)
Surgical operation with formation of external stoma (Y83.3)
Other reconstructive surgery (Y83.4)
Amputation of limb(s) (Y83.5)
Removal of other organ (partial) (total) (Y83.6)
Other surgical procedures (Y83.8)
Surgical procedure, unspecified (Y83.9)

Other medical procedures as the cause of abnormal reaction of the patient, or of later complication, without mention of misadventure at the time of the procedure (Y84)

Cardiac catheterization (Y84.0)
Kidney dialysis (Y84.1)
Radiological procedure and radiotherapy (Y84.2)
Shock therapy (Y84.3)
Aspiration of fluid (Y84.4)
Insertion of gastric or duodenal sound (Y84.5)
Urinary catheterization (Y84.6)
Blood-sampling (Y84.7)
Other medical procedures (Y84.8)

Add Health is directed by Robert A. Hummer and funded by the National Institute on Aging cooperative agreements U01 AG071448 (Hummer) and U01AG071450 (Aiello and Hummer) at the University of North Carolina at Chapel Hill. Waves I-V data are from the Add Health Program Project, grant P01 HD31921 (Harris) from Eunice Kennedy Shriver National Institute of Child Health and Human Development (NICHD), with cooperative funding from 23 other federal agencies and foundations. Add Health was designed by J. Richard Udry, Peter S. Bearman, and Kathleen Mullan Harris at the University of North Carolina at Chapel Hill (<http://www.cpc.unc.edu/addhealth>).

Medical procedure, unspecified (Y84.9)

Sequelae of external causes of morbidity and mortality (Y85-Y89)

Sequelae of transport accidents (Y85)

Sequelae of motor-vehicle accident (Y85.0)

Sequelae of other and unspecified transport accidents (Y85.9)

Sequelae of other accidents (Y86)

Sequelae of intentional self-harm, assault, and events of undetermined intent (Y87)

Sequelae of intentional self harm (Y87.0)

Sequelae of assault (Y87.1)

Sequelae of events of undetermined intent (Y87.2)

Sequelae with surgical and medical care as external cause (Y88)

Sequelae of adverse effects caused by drugs, medicaments, and biological substances in therapeutic use (Y88.0)

Sequelae of misadventures to patients during surgical and medical procedures (Y88.1)

Sequelae of adverse incidents associated with medical devices in diagnostic and therapeutic use (Y88.2)

Sequelae of surgical and medical procedures as the cause of abnormal reaction of the patient, or of later complication, without mention of misadventure at the time of the procedure (Y88.3)

Sequelae of other external causes (Y89)

Sequelae of legal intervention (Y89.0)

Sequelae of war operations (Y89.1)

Sequelae of unspecified external cause (Y89.9)