

**Moncure/Haywood  
Chatham County**

**A Community Diagnosis including Secondary Data Analysis and Qualitative  
Data Collection**

**April 15, 1999**

**Kevin Harrell, Shelly Harris, Katie McIntire and Dawn Rogers  
Preceptor: Margaret Pollard, Chatham County Commissioner  
Field Coordinator: Sandra Crouse Quinn, Ph.D.**

**Completed during 1998-1999 in partial fulfillment of requirements for HBHE  
240 and 241  
Department of Health Behavior and Health Education  
School of Public Health  
University of North Carolina at Chapel Hill**

### *Acknowledgements*

We would like to thank our preceptor, Margaret Pollard, for helping us "get our foot in the door" of the community; our professor and teaching assistants: Dr. Sandra Quinn, Ahna Ballonoff, and Molly Cannon for their help; Delamie Thompson, for her contribution to the secondary data analysis; the Sprott Center for their support; and most of all, the residents of Moncure/Haywood for welcoming us into their community.

## Table of Contents

<b>List of Tables.....</b>	<b>i</b>
<b>List of Figures.....</b>	<b>ii</b>
<b>Executive Summary.....</b>	<b>2</b>
<b>Methodology.....</b>	<b>7</b>
<b>Geography, History, Economy.....</b>	<b>12</b>
<b>Geography.....</b>	<b>12</b>
<b>History.....</b>	<b>13</b>
<b>Economy.....</b>	<b>15</b>
<b>Community Profile.....</b>	<b>18</b>
<b>Population.....</b>	<b>18</b>
<b>Economy.....</b>	<b>20</b>
<b>Education.....</b>	<b>22</b>
<b>Community Health.....</b>	<b>26</b>
<b>Morbidity and Mortality.....</b>	<b>26</b>
<b>Maternal and Child Health.....</b>	<b>31</b>
<b>Indicators of Social Health.....</b>	<b>34</b>
<b>Community Health Services.....</b>	<b>36</b>
<b>Environmental Health and Political Repercussions.....</b>	<b>39</b>
<b>Chapters According to Major Themes</b>	
<b>Community Assets.....</b>	<b>42</b>
<b>Change and Growth.....</b>	<b>47</b>
<b>Politics and Government.....</b>	<b>50</b>
<b>Education.....</b>	<b>54</b>
<b>Crime and Substance Abuse.....</b>	<b>57</b>
<b>Recreation.....</b>	<b>66</b>
<b>Health and Environment.....</b>	<b>68</b>
<b>Conclusions.....</b>	<b>73</b>
<b>References.....</b>	<b>77</b>
<b>Appendices:</b>	
<b>A: Secondary Data Figures (Graphs and Tables).....</b>	<b>80</b>
<b>B: Map.....</b>	<b>81</b>
<b>C: Interview Guide.....</b>	<b>82</b>
<b>D: List of Interviewees.....</b>	<b>83</b>
<b>E: Code Book.....</b>	<b>84</b>
<b>F: Community Forum Report and Materials.....</b>	<b>85</b>

**List of Tables**

**Table 1: Moncure/Haywood Major Industrial Employers.....15**

**Table 2: Unemployment Rate and Median Family Income.....21**

**Table 3: Students At or Above Grade Level Elementary School, 1996-97.....23**

**Table 4: Scholastic Achievement Test Results: Mean Scores and Percent Tested...23**

**Table 5: Leading Causes of Death Compared Along Three Categories.....28**

**Table 6: Hazardous Waste Generated in Chatham County.....40**

List of Figures

**Figure 1: Population Distribution by Race/Ethnicity.....19**

**Figure 2: Number of Persons Per Household.....20**

**Figure 3A: Moncure/Haywood Education Attainment by Race.....A-1**

**Figure 3B: Chatham County Education Attainment by Race.....A-1**

**Figure 3C: North Carolina Education Attainment by Race.....A-1**

**Figure 4: Leading Causes of Death for North Carolina, 1991-95.....A-2**

**Figure 5: Race-Sex Specific Age-Adjusted Death Rates for Chatham County Per 100,000 Population, 1989-1993.....A-3**

**Figure 6: Death Rates by Disease for Chatham County and North Carolina, 1991-1993, Compared to Healthy Carolinians 2000 Objectives.....A-4**

**Figure 7: Age-Adjusted Cancer Incidence Rates for Chatham County and North Carolina, 1991-1993.....A-5**

**Figure 8: Percent Live Birth Weight Rate by Race, 1991-1995.....A-6**

**Figure 9: Teen Pregnancy Rate by Race Per 1,000 Population, 1995.....A-7**

**Figure 10: Percent Low Birth Weight by Race, 1991-1995.....A-8**

**Figure 11: Drug and Alcohol Related Traffic Accident: Percentages of Total Traffic Accidents.....A-9**

**Figure 12: Injured Traffic Accidents: Percentage of Total Traffic Accidents...A-10**

**Figure 13: Persons Per Provider in Chatham County Compared to North Carolina and Selected Counties, 1995.....A-11**

## **EXECUTIVE SUMMARY**

Community health cannot be fully understood without considering the health of the individuals that make up that community and social and environmental health indicators. The Moncure/Haywood community in rural Southeastern Chatham County was examined through Community Diagnosis, a process that integrates quantitative and qualitative data to create a picture of the social, political, psychological, environmental and physical health of communities. Our findings create this document that may provide a tool to help the community in future organizing and developing endeavors.

Four students from the Department of Health Behavior and Health Education at the University of North Carolina's School of Public Health were assigned the task of exploring the community health of Moncure/Haywood as a learning experience. The four students, Shelly Harris, Kevin Harrell, Katie McIntire, and Dawn Rogers, worked within the community from September 1998 until May 1999, compiling data and interacting with Moncure/Haywood community members with the assistance of a preceptor, Margaret Pollard, the Chatham County Commissioner.

The community diagnosis process attempts to understand the community from an insider's perspective. In order to attain this perspective, the methodology acknowledges that health status cannot be determined by statistics alone. Community Diagnosis examines the strengths and resources available to a community while examining the needs and weaknesses. A simultaneous examination may result in matching needs with already available assets and preventing overlap and duplication of services. This document provides a starting point for community members to address needs and use available resources.

The project began in the Fall of 1998 with the secondary data collection regarding the

general and social health of the community. Statistics gathered include morbidity and mortality, economic and demographic information, and historical and cultural information. Due to the lack of specific data on Moncure/Haywood, information was collected from the 1990 United States Census for the block group that includes Moncure/Haywood. Chatham County statistics were used when block group level data was not available. These data were compared to county and state statistics as well as to government health goals. Sources for secondary data include Log Into North Carolina (LINC), United States Census of 1990, Chatham Community Health Improvement Project (CCHIP), various state and county web sites, and agents within the local community.

The qualitative data collection process began simultaneously. Community windshield tours and informal interviews at local gathering spots provided a glimpse into the community life of Moncure/Haywood. One aspect of exploring and introducing ourselves to the community included attending church services and community events. Moncure/Haywood is rich in cultural and community resources, which aided our endeavor.

The Moncure/Haywood community sits in the southeast corner of Chatham County bordered by the Deep and Haw Rivers and U.S. Highway One, which are vital resources for the community. Many towns are located within a fifteen-mile radius of the community including Pittsboro, Sanford and Apex. The Research Triangle Park, a major technical and research center, and Raleigh, the state capital, are within 30 miles.

The residents of Moncure/Haywood enjoy a community with a long, rich history. Originally attracting farming settlers, Moncure/Haywood lured developers of railroad and industry due to the plentiful natural resources. Religion also played a major role in the development of the community and continues to be of great importance to community members.

Moncure/Haywood is a small community with less than 1000 residents. The population is almost equally balanced between African-Americans and White, providing a more integrated feel to the community than other rural towns. The majority of community members own their homes and the unemployment rate is very low. Once a booming town, Moncure/Haywood is now a bedroom community that relies on local industries and larger towns for employment. Residents generally travel to neighboring towns for shopping and recreation. Elementary and middle school children attend Moncure Elementary, and the community's high school age teens are bussed to Northwood High School in Pittsboro.

Moncure/Haywood is unincorporated and has no formal governing body. As a result, all community decisions are made at the county level by elected county commissioners. The community has grappled with the issue of incorporation for many years. Although not all agree, most community members feel that incorporation would be good for the community because of increased access to services and the potential for further growth.

Community members obtain health services from the Moncure Community Health Center as well as from providers in Pittsboro, Sanford, Chapel Hill and other neighboring towns. The community health center provides many services and many of the older community members utilize its services. Other services for the community include a mobile health unit, social services, and community organizations.

Data collection also involved collecting qualitative data through interviews with community members and service providers. An interview guide was established providing a framework of questions and issues to be addressed with interviewees. Institutional Review Board approval was obtained, and interviews began in January 1999. Interviewees were recruited through the preceptor as well as through informal interviews at church services.



Community members suggested other persons to interview that would help create a picture of Moncure/Haywood life. Twenty people were interviewed and emerging issues became apparent as to the assets and needs of Moncure/Haywood. Data from the interviews were and then coded and organized into chapters to demonstrate the concerns of the community. A synopsis of the data was presented to community members in a community meeting on March 20, 1999 in order to reflect our findings and to obtain feedback. The forum provided an avenue for new issues to emerge and to reach residents who had not been heard.

The drug problem that has emerged within the past five years in Moncure/Haywood concerned almost every community member. The drug problem has led to increased crime in the community. Many felt that the drug problem is a direct result from the lack of recreation and youth activities for the community's children. With an increase in the number of juvenile arrests within the past five years, the secondary data support the problem among the community's youth. Some community members also felt that lack of police protection may contribute to this problem as well, but action has been taken to place a Chatham County Deputy within a satellite office in the community.

Most residents see growth in Moncure/Haywood positively. Growth would increase the tax base and attract businesses to the area. Sanford has begun the construction of a regional airport within two miles of the community which may further development. Residents felt that more opportunities and an increase in services would benefit Moncure/Haywood.

The need for the development of a sewer system in Moncure/Haywood would be exacerbated by growth in the community. Many residents expressed that a sewage system needed to be developed in the community in order to attract more businesses and developers. Many residents also felt that this may only be accomplished if the community was incorporated.

The strong sense of community and community ties in Moncure/Haywood was heard throughout the interviews. Community members felt that in times of need the community would pull together and assist one another. Churches and relationships between neighbors provide a stable foundation for the community and often catalyze community organizing. These fundamental foundations make the community competent to approach the issues that concern the community and to derive solutions.

There are several limitations to the community diagnosis process in Moncure/Haywood. A large portion of secondary data was collected from the 1990 census that may not represent the current population. Lack of data specific to Moncure/Haywood also limited the accuracy of secondary data. The referral process limited the accuracy of the qualitative data. Interviewees referred community members to us. Therefore, data collected may represent one side of community issues. Data may also have been limited by a lack of trust among community members. This community diagnosis process only allowed a limited amount of time to engage and get to know residents. This may have influenced the type of information they were willing to share with us.

This Community Diagnosis identified the strengths and weaknesses of Moncure/Haywood. This process can provide community members with a starting place to address their needs and to aid in getting support or funding for potential services. By highlighting the resources already available to the community, community members can also examine what creative solutions may already exist and prioritize the issues at hand.

## **METHODOLOGY**

### ***Introduction***

Methodology describes the collection and analysis processes applied to the quantitative and qualitative data that are the basis for this document. In the first section, the quantitative data sources are identified and the limitations of these data are discussed. The second section identifies qualitative data sources in a manner that ensures interviewee confidentiality. In addition, the interview protocols, data collection, and data analysis processes are described along with a discussion of process limitations.

### ***Quantitative Data***

Personal communications with long term residents and the current Chatham County Commissioner provided historical data on the Moncure/Haywood community that was confirmed and supplemented by reviewing historical literature and relevant past legislation. Geographically, the Moncure/Haywood community was defined by combining information from Chatham County maps, a community tour lead by our preceptor, and residents' perceptions of community boundaries. Subsequently, a Geographic Information System (GIS) computer program identified that Block Group 3 contained most of the community without including other communities (see Appendix B: Map). Therefore, Block Group 3 was used to collect relevant population, economy, and education information from the 1990 US Bureau of the Census data. Personal communication with a Moncure Elementary School administrator and correspondence with the News and Observer journalist assigned to Moncure provided additional information for the Community Profile. Other sources include: North Carolina's "State Report Card," the North Carolina Statistical Abstract, the 1998 report by the Chatham County Economic Development

Corporation, and North Carolina Employment Security Commission data. Moncure/Haywood's community health was approximated using Chatham County data from a document prepared for the Chatham County Public Health Department by the Chatham County Health Improvement Project (CCHIP). Data from "Log Into North Carolina" (LINC), the State Center for Health Statistics, and the North Carolina Department of Justice were also used. Finally, personal communication with service providers revealed community-specific issues.

The level of data collection is the primary limitation associated with the quantitative data collection and analysis process. Using a smaller unit of analysis (i.e. block numbers) to identify community-specific U.S. Public Census data may have offered a more accurate Community Profile. Similarly, much of the Community Health data was available only at the Chatham County level, and, therefore, may not precisely represent the health issues impacting Moncure/Haywood residents and their severity. Data specifically representing North Carolina, Chatham County, and Moncure/Haywood are identified throughout the document.

### ***Qualitative Data***

#### ***Interview Protocol***

The team developed a community member interview guide comprised of open-ended questions intended to elicit the opinions and experiences of Moncure/Haywood community members (see Appendix C: Interview Guides). The major topics covered include family structure, community activities, community geography, community strengths/needs, community cohesion, employment, health issues, and prospective community changes. A second interview guide was developed specifically for service providers within the community that focused on the services available to community residents and the providers' perceptions of community needs and strengths (see Appendix C: Interview Guides).

Before the interview process began in January 1999, the team submitted an application to the School of Public Health's Institutional Review Board (IRB) that was approved in November 1998. The application included a letter explaining the purpose of the community diagnosis project and drafts of both interview guides accompanied by a description of strategies to maintain interviewee confidentiality (see Appendix G: Institutional Review Board Approval).

### ***Data Collection***

Our preceptor provided the team with names of prominent community members and suggested service providers for initial interviews. Subsequently, each interviewee was asked to provide the team with the names of other potential interviewees. In addition, team members who attended church services with community members met residents willing to be interviewed in that setting. Team members learned about the community by attending other community functions including a Ministerial Alliance meeting, a community meeting sponsored by Allied Signal, and several County Commissioner meetings. The majority of interviews were scheduled by telephone. We introduced ourselves and the community diagnosis project, identified the referral source, and requested a one hour interview to discuss the strengths and needs of the Moncure/Haywood community.

Interviews began with a description of the community diagnosis process. Interviewees were assured confidentiality and informed of their rights to refuse to be tape recorded, to decline to answer any questions, and to end the interview at any point. Two team members attended most interviews; one person asked questions and the other took notes and operated the tape recorder. After the interview, both team members independently summarized the interview. A hard copy of each interview summary was kept in a master binder, and an additional copy of the collection was saved on a computer disk. Interviews ranged from one hour to a few hours

depending on the individual community member. In total, twenty people were interviewed over two months, eight males and twelve females (see Appendix E: List of Interviewees). The majority (13) were African-American community members ages 25–75 years old, many of whom have lived in Moncure/Haywood for most of their lives. Community members comprised the majority of those interviewed.

One major limitation in the qualitative data collection process was the number of interviews conducted. The team was significantly limited in time, as the initial interviews were not conducted until January. Data collected from interviews may be biased due to variations in interviewing styles between team members. In addition, a representative sample of the Moncure/Haywood population may not have been interviewed. The “referral system” used to identify interviewees may have resulted in a limited and/or homogeneous perspective because less prominent members of the community were not contacted. Also, many service providers were not accessible for formal interviews. Their input was obtained through less formal information gathering strategies such as attending meetings. Finally, adequate time is required to build a significant rapport with community members such that they feel comfortable to fully disclose information about their community to “outsiders.” Consequently, there may be important issues that have not been communicated to the team.

### ***Data Analysis***

In order to analyze the interview data, all team members received a complete copy of interview write-ups and independently read through the material to identify major issues/themes. A meeting was then held during which the team discussed and agreed on five emergent themes. The interview summaries were then coded according to these themes using the computer program, QRS Nudist. The qualitative sections of this document discuss the emergent themes

that offer a community-member perspective of Moncure/Haywood to be compared with the picture the quantitative data depicts.

## **GEOGRAPHY, HISTORY, AND ECONOMY**

### ***Introduction***

Chatham County's scenic beauty is apparent in the red earth, the tall pines, and the winding waterways of the Deep, Rocky and Haw rivers. The region's rivers and abundant natural resources are the geographic core of the county. They originally drew settlers to what is now the Moncure/Haywood community, and they have provided the backbone for its economic and historical development. The Moncure/Haywood community is a product of the interplay between its geography, history and economy (Hadley, 1976; Delorme, 1993)

### ***Geography of Moncure/Haywood***

The Moncure/Haywood community is nestled where the Deep and Haw rivers converge creating the Cape Fear River in southeast Chatham County, a 700 square mile section of the piedmont region near North Carolina's geographic center. The Deep River forms the community's western and southern borders, the Haw River defines the eastern border, and U.S. Highway One provides the northern boundary. Specifically, Moncure/Haywood is located seven miles southeast of Pittsboro (the Chatham County seat), eight miles northeast of Sanford (Lee County) and fifteen miles southwest of Apex (Wake County). In addition, Jordan Dam is within two miles to the northwest.

Residential space occupies the largest area in the Moncure/Haywood community. Several churches are interspersed among the houses and are distinguished by religious denomination and congregation ethnicity. Church denominations include A.M.E. Zion, Baptist, Missionary Baptist, Methodist, United Church of Christ and Christian Fellowship. Most African-American residents attend Mount Olive Missionary Baptist Church or Liberty United Church of Christ (personal communication, M. Pollard, September 11, 1998, community



member, October 2, 1998). The residential community consists of two paved loops with dirt road offshoots. Approximately 100 homes along the main loops range in size from mobile homes to two-story single family homes. However, larger 3000 square foot homes are located in the outskirts as one nears Jordan Lake. Recreational vehicles are also abundant due to the lake's proximity.

"Downtown Moncure," a short dead-end street, is evidence of the past. Brick buildings which once housed a post office, a bank, a doctor's office, a barber shop and a general store are still standing although showing significant decay. The post office is the only original business that is still in operation, and a small second hand store is now next door. Several small businesses are also scattered throughout the community. In contrast with this largely rural/residential picture, several large plants have been constructed along the Deep and Haw rivers. These industries are clustered in the community's southeast corner to take advantage of the river resources and the Seaboard Coast Line Railroad that runs parallel to U.S. Highway One.

### ***History***

Chatham County's moderate climate and natural farming resources attracted settlers in the early eighteenth century. However, "Chatham County" was not officially established until 1771 when the colonial government expanded in order to subdue the Regulator Party centered in Orange County (Hadley, 1976). Despite Chatham County's politically driven beginning, Moncure/Haywood's development was most influenced by the railroad, industry, and religion.

Haywood is the second oldest town in Chatham County, and, according to one community member, it was considered as a potential location for the State Capitol and the North Carolina University in the 1700s. Haywood was originally established as an operational base for the Cape Fear River Navigation Company, but was not officially incorporated until the 1900s.

In the late 1700s, many navigation companies formed to promote transportation between port towns and North Carolina's inner regions (Hadley, 1976). Therefore, although Haywood failed to become the state's political center, the town was initially sustained by navigation companies and the Chatham Railroad which was constructed in the late nineteenth century (Hadley, 1976). The Cape Fear and Deep River Navigation Company based its northern operations in Haywood to facilitate river passage to Moore County. However, the plans failed due to a series of structural and financial problems. Despite the second setback in Haywood's history, the township "prospered and had a post office by 1816" and was officially incorporated in 1905 (Hadley, 1976; Act to Incorporate the Town of Haywood, 1905)

Although almost one hundred years younger than Haywood, Moncure was also incorporated in 1905 (Act to Incorporate the Town of Moncure, 1905). Interestingly, the railroad which sustained Haywood was also responsible for Moncure's establishment and subsequent development. By 1861, two railroads crossed Chatham County's countryside, the Western Railroad and the Chatham Railroad, which connected Haywood to Fayetteville, Raleigh and Wilmington. The railroads mostly transported coal from mines located along the Deep River, and, in 1871, the Raleigh-Augusta Air-line Railroad Company (formerly the Chatham Railroad) recognized the need for an additional depot. Moncure was established, and a new depot was built. The focus then shifted from Haywood to Moncure. By the turn of the century, the Raleigh-Augusta Air-Line Railroad company provided passenger rail service between Pittsboro and Moncure (Hadley, 1976). Currently, Moncure is larger than its older neighbor. However, unlike Haywood, its charter was repealed in 1935 probably due to lack of local interest (General Assembly Act to Repeal Chapter 647, 1935; David Lawrence, personal communication, September 16, 1998). Despite its unincorporated status, Moncure contains the industries and

small businesses that serve the two townships which, in the resident’s eyes, have functionally merged into one community with a population less than 1000.

Finally, just as the railroad and rivers originally sustained Haywood and Moncure and connected them to other locations throughout the county and the state, religion is the force which continues to sustain and connect the people living in Moncure/Haywood. The Quakers who settled Chatham County in the late 1700s established the first organized church and were followed by the Baptists, the Methodists, the Presbyterians and other denominations by the mid 1800’s (Hadley, 1976). Currently, eight local churches have active congregations and serve as the community’s social and spiritual center.

**Economy**

The natural resources throughout Chatham County are essential raw materials for manufacturing, and U.S. Highway One is the route to a number of large plants in the area. Still enjoying the prime location on railroads and river ways, Moncure/Haywood is home to six of Chatham County’s major industrial employers (Table 1).

**TABLE 1: MONCURE/HAYWOOD MAJOR INDUSTRIAL EMPLOYERS**

<b>Company</b>	<b>Products/Service</b>	<b>Number of Employees</b>
Allied Signal	Polyester Fiber	850
Cherokee Sanford	Brick Manufacture	100
CP&L	Utility	75
Neste Resins	Resin-Type Glues	40
Triangle Brick	Brick Manufacturer	65
Weyerhaeuser	Fiberwood	300
Willamette Industries	Plywood	200

Source: Chatham County, North Carolina Statistical Abstract, 1998

Of note, North Carolina has the second lowest unionization rate in the country, and Willamette Industries is one of only two unionized companies in Chatham County (Chatham County Economic Development Corporation, 1998).

The manufacturing industry has only significantly impacted Moncure/Haywood in the past thirty years. For example, Carolina Power and Light (CP & L), a supplier of electrical power, was among the first industries in the area. CP&L began operations in 1923; however, plans for its construction in Moncure existed since 1899. Financial problems, construction accidents, and problems with land acquisition delayed its establishment for decades (Hadley, Horton, & Strowd, 1976). Currently CP&L employs 75 persons in its Moncure plant (Chatham County Industrial Directory, 1998). Willamette Industries was established later in 1966. The plywood manufactured in this mill is made from North Carolina pines, many of which grow within 100 miles. Other wood-related businesses in the area include Bennett Construction, Cabinet Creations, Canal Wood Corporation, D and S Construction, Elkins Sawmill Inc., and Moncure Plywood Outlet (American Business Directories, 1998). New industries continue to move into Moncure/Haywood. The industrial influx may create more job opportunities and consequently decrease the local unemployment rate. In the fall of 1997, Certain Teed Corporation was planning to locate a rock crushing plant in the community (personal communication, J. Price, September 15, 1998). A recent article in the *News and Observer* reported Moncure residents' reactions to these plans. It described a community that is generally supportive of the present and future industry, though concerned about the noise and traffic it brings (Price, 1997).

Small Moncure/Haywood businesses (less than 10 employees) include hair-styling establishments, a carpet cleaning service, pest control services, a funeral home, and small

groceries. The groceries have multiple functions. In addition to a limited amount of dry goods and produce, they stock hardware, hunting and fishing supplies, snacks and videos. Grocery patrons include local residents, workers in the area, and Jordan Lake visitors.

Thirty years ago, Moncure/Haywood was merely a crossroads between Sanford and Raleigh. However, this community is now becoming an industrial town. The number of workers employed by industry exceeds the resident population. The existing and the potential industries in the southeast corner have and are changing the landscape and have brought more people to the area.

## COMMUNITY PROFILE

### *Introduction<sup>1</sup>*

Secondary sociodemographic data provide a springboard for Moncure/Haywood to examine its resources and needs. An evidence-based analysis of the data may highlight potential targets for community action, calling attention to associations between sociodemographic factors and social/health issues that have been described by previous research. The community data may be compared with state and county statistics to identify strengths and needs. Furthermore, secondary data may be used to chart growth and change in the community over time. In general, secondary data describes one perspective of who lives in the community and how they live.

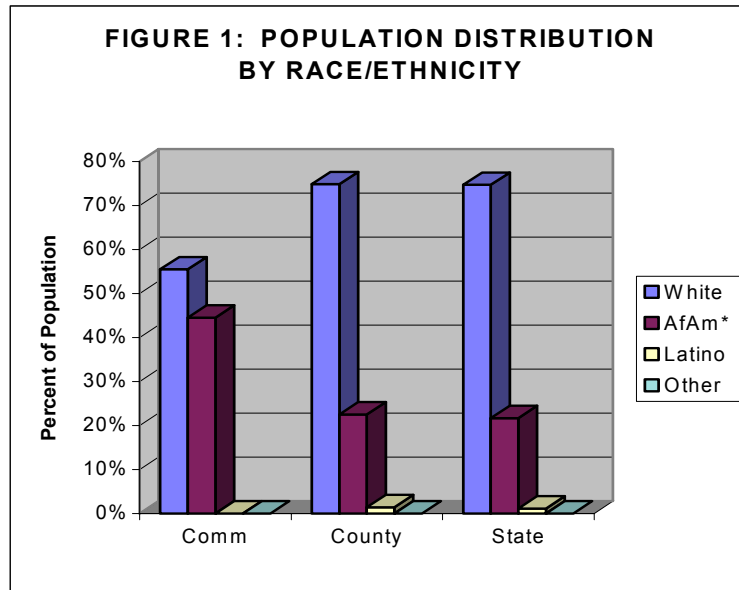
### *Population*

Overall, Moncure/Haywood's age distribution closely follows Chatham County and North Carolina State data. Of Moncure/Haywood's 982 residents, the majority (54.89%) are 25 to 64 years old. Conversely, children under one year old constitute the smallest percentage of the population, 1.43% (U.S. Bureau of the Census, 1990). Gender distribution in the state, county, and community differ slightly. While males and females comprise approximately equal proportions of the Moncure/Haywood population (51.02% and 48.98% respectively), the total percentage of males is slightly higher than that recorded for either the state (48.49%) or county (48.52%). Major differences are revealed between the state, county, and community when the population distributions are analyzed by race (Figure 1). First, the Moncure/Haywood population is biracial (White and African-American) while significant numbers of Latino and

---

<sup>1</sup> Moncure/Haywood community data is taken from Block Group 3, 1990 US Population Census—Appendix B

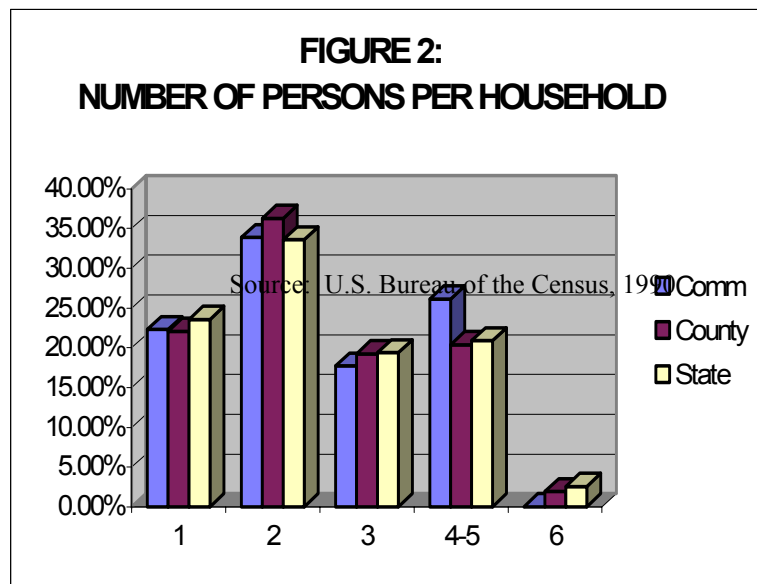
other racial groups are represented in Chatham County and North Carolina populations. Since the 1990



Source: US Bureau of the Census, 1990

Population Census, the Latino population has exploded in Chatham County and North Carolina but has not yet emerged in Moncure/Haywood (personal communication, M. Pollard, September 3, 1998). In contrast to state and county data, the biracial composition in the community is also more equally balanced (55.5% White: 45.5% African-American in the community versus approximately 75% White:22% African-American in the state and county). The even racial balance may foster more social cohesion within the community. Second, the fact that the percentage of African-Americans residing in Moncure/Haywood is approximately twice the percentage living in Chatham County or North Carolina indicates that issues relevant to African-American populations will be a particularly important focus of our community diagnosis.

In Chatham County, African-Americans make up the largest percentage (71.6%) of households<sup>2</sup> occupied by single heads of household with 74 housing units. Moncure/Haywood is similar to the county and state in household size. Two person households comprise the majority household size, yet Moncure/Haywood have 6% more four to five person households than either the county or the state (Figure 2).



Source: US Bureau of the Census, 1990

### ***Economy***

In Moncure/Haywood, sixty four percent of all housing units are owned, and thirty six percent are rented. African-Americans and Whites own approximately equal proportions of the housing units, 47.89% and 52.11% respectively. Within the Moncure/Haywood White population, 66.25% rent their homes, nearly double the percentage of

<sup>2</sup> Households are defined as all persons occupying a housing unit



African-Americans who rent (33.75%). More African-Americans own their homes than Whites. Most African-American homeowners have resided in Moncure/Haywood for much of their lives (personal communication, October 2, 1998). Therefore, more African-Americans may have stronger ties to or greater investment in the community than other persons who are renting homes possibly signifying intentions to eventually move from the community. In addition, given that many African-American families have lived in Moncure for generations, owning a home is not necessarily a reflection of financial status because homes are often kept within families (personal communication, October 2, 1998).

According to the 1990 Census, one hundred percent of all Moncure/Haywood residents in the job market are employed. However, the 1997 unemployment rates for Chatham County and North Carolina are 2.40% and 3.60% respectively (NC Employment Security Commission, 1997). In addition, Chatham County African-Americans have an unemployment rate (7.5%) that almost triples that of Whites (2.39%) (U.S. Bureau of the Census, 1990). While the Moncure/Haywood community has an excellent unemployment rate, the median family income remains slightly lower than the county and state (Table 2). Significantly, African-American and

**TABLE 2: UNEMPLOYMENT RATE AND MEDIAN FAMILY INCOME**

	<b>Unemployment Rate</b>	<b>Median Family Income</b>
<b>Moncure/Haywood</b>	0%	\$28,229
<b>Chatham County</b>	2.4%	\$32,201
<b>North Carolina</b>	3.6%*	\$31,548

Source: U.S. Bureau of the Census, 1990

\*NC Employment Security Commission, 1997

White families within Moncure/Haywood have comparable incomes. The Chatham County per capita income for Whites is \$14,706, slightly higher than Whites in the Moncure/Haywood

community (\$14,179). On the other hand, the per capita income for African-Americans in Chatham County is slightly lower than the community, \$9037 and \$9391 respectively (US Bureau of the Census, 1990).

Despite the balanced statistics between Moncure/Haywood's African-American and White populations in terms of relative size and median income, 100% of the families below the poverty level are African-American. In general, differences in socioeconomic status between population segments have been associated with "various health outcomes, mortality over a life span, rates of behavioural risk factors, and markers for investment in human and social capital" (Kaplan et al, 1996). The degree of Moncure/Haywood's social cohesion and community capacity may need to be assessed as it may impact the efficacy of future interventions. Qualitative research will yield a better understanding of these aspects of the community. In addition, the Multiple Risk Factor Intervention Trial (MRFIT) has revealed a strong association between low income and several non-cardiovascular and non-cancer causes of death including diseases, accidents, and violence (Smith et al, 1996).

### ***Education***

Two hundred fifty six students residing in the surrounding community were enrolled in Moncure Elementary School (K-8 grade) by October 1998 (personal communication, J. Butler, October 20, 1998). As a group, Moncure/Haywood elementary students score lower than Chatham County students in all categories that include reading, math, and writing (Table 3). After graduating from elementary school, students travel 13 miles into Pittsboro and attend Northwood High School. Of the 745 currently enrolled students, approximately 22-28 enter ninth grade from Moncure Elementary each year. In contrast to Moncure Elementary,

Northwood High School students score higher than other Chatham County students in Biology, English, History, and Economic, Legal, and Political Systems, Northwood students earn higher

**TABLE 3: STUDENTS AT OR ABOVE GRADE LEVEL- ELEMENTARY SCHOOL, 1996-97**

	<b>Moncure Elementary</b>	<b>Chatham County</b>
<b>Reading</b>	61.2%	70.6%
<b>Math</b>	61.2%	72.7%
<b>Writing 4<sup>th</sup></b>	16.7%	47.2%
<b>Writing 7<sup>th</sup></b>	34.6%	67.6%
<b>COMPOSITE</b>	56.8%	69.6%

Source: State Report Card: Growth and Performance of North Carolina Schools and School Systems, 1996-97

SAT scores, and a larger proportion of Northwood’s students take the SAT compared to Chatham County statistics (Table 4). This may reflect an education atmosphere in which a larger percentage plans to attend college. However, Northwood’s drop out rate<sup>3</sup> although decreased to 3.2% in the 1996-1997 school year, was 3 % higher than Chatham County’s of 3.65% in the 1995-96 academic year. Because Moncure students represent a small proportion of the student body, Northwood’s statistics do not necessarily reflect their educational achievement.

**TABLE 4: SCHOLASTIC ACHIEVEMENT TEST RESULTS: MEAN SCORES AND PERCENT TESTED**

	1995		1996		1997	
	Score	% Tested	Score	% Tested	Score	% Tested
Northwood High School	928	59.3	936	70.3	950	59.0
Chatham County	942	56.1	923	64.5	935	53.6

Source: State Report Card: Growth and Performance of North Carolina Schools and School Systems, 1996-97

<sup>3</sup> Drop out: a student who leaves school prior to graduation for any reason other than transfer or death

Considering the distribution of education levels attained by Moncure/Haywood residents (adults over 25 years), the largest percentage (40%) have earned a high school diploma or equivalent, 10% more than state and county percentages. The second largest percentage (27%) have attained some high school followed by the sixteen percent who have completed four years of college (5% more than state and county percentages). However, Moncure/Haywood education statistics echo a county and state trend in that more African-American residents lack high school diplomas and secondary education compared to White counterparts (Figure 3ABC, see end of chapter). Interestingly, the percentage of Moncure/Haywood African-Americans who have attended college without earning a degree is 5% greater than the percentage of Whites. However, thirteen percent more Whites have completed 4 years of college. The community's racial difference in secondary education is roughly twice that reported for the state and the county. Finally, of note, no Moncure/Haywood residents have or are currently pursuing post-baccalaureate education.

Education attainment impacts job level and income. For example, 67% of the Moncure/Haywood community have attained a high school or lower education level and are working at "blue collar" occupations. The majority work in craft and repair related positions followed by machine operators, assemblers, and inspectors (U.S. Census Bureau, 1990). The lack of graduate degrees among community residents may prevent residents from holding upper level administrative or managerial positions or other higher paying positions of power.

### ***Summary***

Based on secondary data, the Moncure/Haywood community can be described as a younger population mostly consisting of African-Americans and Whites. This is important in

determining which health issues may be community concerns. Any intervention will need to be sensitive to the needs of African-Americans and a younger population. Also, the Moncure/Haywood community has less secondary education and lower incomes compared to the county and state. The community also has a high percentage of single African-American heads of household and African-American families below the poverty level. On the other hand, compared to Chatham County, the community has lower unemployment rates, higher SAT scores for high school students, and a higher percentage of African-Americans who own their homes.

Secondary data offer one perspective of Moncure/Haywood that will be integrated with primary data obtained directly from community members. The Moncure/Haywood community may perceive its needs and strengths differently than secondary data suggest. Primary data collection and interviews will thus contribute additional information to obtain a clearer description of the Moncure/Haywood community.

## COMMUNITY HEALTH<sup>3</sup>

### *Introduction*

Personal health is closely linked to an individual's overall sense of well-being and quality of life. Furthermore, an individual's health status can be understood as a balance between physical, environmental, and emotional factors. Community-level health is similar. In investigating the health status of Moncure/Haywood African-Americans, we have used the community's sociodemographic profile as a basis to identify: population-level physical health concerns, community health resources and barriers to access, the community's social health indicators such as crime and substance abuse, and potential or ongoing environmental health issues. In addition, we have compared Chatham County's health statistics to North Carolina and the Healthy Carolinians 2000 objectives. This set of 319 health goals, specific to population groups, is used to monitor progress and identify public health problems. This is part of a national agenda to improve the health status of US citizens by the year 2000. Analyzing statistics offers a limited perspective on community health, one which will later be integrated with how Moncure/Haywood residents prioritize and understand their own health. The goal is to identify potential targets for change that will improve quality of life.

### *Morbidity and Mortality*

Assessing the top ten causes of death for Moncure/Haywood based on its demographic profile identifies major areas of health that may potentially benefit from preventive interventions. From 1991-1995, Heart Disease, Cancer, Cerebrovascular Disease (CVD), Chronic Obstructive Pulmonary Disease (COPD), Motor Vehicle Accidents (MVA), Other

---

<sup>3</sup> All figures for this section can be found in Appendix A.

Accidents, Pneumonia/Influenza, Diabetes Mellitus (DM), Homicide, and Suicide were reported as North Carolina's leading causes of death for all ages (County Health Data Book, 1997).

Although the causes of mortality differ little when analyzed by gender, the rankings significantly change when minority status is considered. Deaths due to DM and Homicide move up to the fourth and fifth positions and displace COPD to number nine (Figure 4). Minority homicide rates continue to exceed those for whites at the national level as well. Since our focus is the African-American community within Moncure/Haywood, race-specific mortality rates for Chatham County are the most relevant indicators.

Chatham County minorities have a slightly different mortality profile than North Carolina (Figure 5). The homicide rate for minorities (53.1 per 100,000) is higher than the state (47.0 per 100,000) and significantly higher than the Healthy Carolinians 2000 objective (29.5 per 100,000). In addition, Chronic Liver Disease emerges in the top ten and Suicide drops to a lower ranking. Notably, MVA is the leading cause of death after Heart Disease and Cancer. This statistic may reflect the poor conditions of Chatham County roads or relatively high substance abuse rates. Finally, DM moves down to the tenth position for minority men but rises to number four for minority women. Overall, Heart Disease and Cancer are associated with dramatically higher mortality rates across both genders than the remaining seven causes of death.

Although the mortality rate differences are minor between genders, the leading causes of mortality significantly change when ranked for different age groups. The largest proportion of Moncure/Haywood residents are 25-65 years old, an interval that must be subdivided when considering mortality rates. In North Carolina, AIDS, Cancer, Heart Disease, Accidents, MVAs, Suicide, and Homicide are the leading causes of death for 20-39 year-olds. Among 40-64 year

olds, Lung Cancer, Breast Cancer, Diabetes Mellitus, Heart Disease, CVD, Chronic Liver Disease, Accidents, MVAs, and Suicide have the highest mortality rates (Table 5).

Comparing age-related, gender-specific, and race-specific mortality rates highlights future intervention candidates in Moncure/Haywood. While attention would ideally focus on all identified diseases, priority targets for resource use may be the diseases that are shared among Moncure/Haywood’s majority, male and female minorities ages 20-39 and 40-64. Such diseases include Heart Disease, Cancer, Motor Vehicle Accidents, and Accidents. Clearly, Homicide, Chronic Liver Disease, Diabetes Mellitus, and Suicide also warrant priority investigation at the community level as they are shared by two of the three categories analyzed.

**TABLE 5: LEADING CAUSES OF DEATH COMPARED ALONG THREE CATEGORIES**

<b>Minority Men and Women</b>	<b>20-39 Years</b>	<b>40-64 Years</b>
<b>Heart Disease (1)</b>	<b>Heart Disease (7)</b>	<b>Heart Disease (2)</b>
<b>Cancer (2)</b>	<b>Cancer (4)</b>	<b>Cancer (1)</b>
<b>MVA (3)</b>	<b>MVA (1)</b>	<b>MVA (7)</b>
<b>CVD (4)</b>		<b>CVD (3)</b>
<b>Homicide (5)</b>	<b>Homicide (3)</b>	
<b>Accidents (6)</b>	<b>Accidents (6)</b>	<b>Accidents (6)</b>
<b>COPD (7)</b>		
<b>Chronic Liver Disease (8)</b>		<b>Chronic Liver Disease (5)</b>
<b>Pneumonia/Flu (9)</b>		
<b>Diabetes Mellitus (10)</b>		<b>Diabetes Mellitus (4)</b>
	<b>Suicide (5)</b>	<b>Suicide (8)</b>
	<b>AIDS (2)</b>	

Source: County Health Data Book, 1997

Significantly, Chatham County reports higher mortality rates along several nationally prominent diseases compared to North Carolina and the Healthy Carolinians 2000 objectives (Figure 6). In fact, Chatham County’s mortality rates exceed the objectives for all diseases surveyed which include Heart Disease, Cancer, CVD, COPD, and DM. In addition, with the exception of Heart Disease, Chatham County has higher mortality rates than North Carolina for



all diseases including those for which the state has met the Healthy Carolinian 2000 objectives, Cancer and DM. Risk factors for all five major diseases are worth assessing at the community level for potential intervention.

Significantly, deaths due to Cancer in Chatham County demonstrate the largest excess in mortality, and “all cancers” account for a sizable proportion of the county’s morbidity. In 1993, the total cancer incidence (422.8 per 100,000) exceeded North Carolina (401.7 per 100,000) (State Center for Health Statistics, 1998). County incidence rates from 1991-1993 are highest for Female Breast Cancer (126.2 per 100,000) followed by Prostate (122.7 per 100,000), Colorectal (37.3 per 100,000) and Lung Cancer (34.4 per 100,000). However, Female Breast cancer has the only incidence rate which surpasses North Carolina (Figure 7). Breast cancer screening is a relevant focus for future intervention programs especially for Moncure/Haywood African-Americans. Studies have shown that despite a lower Breast Cancer incidence rate in the African-American population, Black women are less likely to survive breast cancer. Furthermore, research studies have also shown that African-American women are less likely to get mammograms than white women. In fact, this deficit persists across all income levels in every state regardless of primary care use (Henderson, 1996).

In 1994-1995, North Carolina’s age-adjusted morbidity rates followed United States rankings for communicable disease incidence. The Sexually Transmitted Diseases (STD), Gonorrhea and Syphilis, had the highest incidence rates (409.3 and 56.9 per 100,000 respectively) followed by AIDS (16.8 per 100,000), Verified Tuberculosis (8.0 per 100,000), Hepatitis B (4.1 per 100,000), and Hepatitis A (2.1 per 100,000). Significantly, North Carolina ranks second and fourth in the United States for Gonorrhea and Syphilis incidence rates respectively (SCHS, 1998). STDs are especially prominent among minorities and are, therefore,

relevant to the African-American Moncure/Haywood population. To demonstrate the trend over the past decade, “nonwhite” Chatham County residents reported 82% of STDs in 1988, and, of those, 87 % were Gonorrhea cases (North Carolina Center for Health Statistics, 1988). Even though total cases decreased by 50% from 1984 (92 cases) to 1988 (44 cases), more recent data (1993-1995) indicate that Gonorrhea remains the most commonly reported STD among Chatham County minorities with an incidence rate of 500.3 per 100,000 (LINC, October 26, 1998). It is interesting, however, that although Gonorrhea is a clear candidate for future community-level prevention efforts, Chatham County is doing well compared to North Carolina. The county incidence for gonorrhea was 2.7 times lower than North Carolina (1334.7 per 100,000) and well within the Healthy Carolinians 2000 objective of 1300 cases per 100,000 nonwhite persons.

On the other hand, Syphilis is not the most commonly reported STD in Chatham County or the state. However, from 1993-1995, Chatham County minorities contracted Syphilis at a rate two fold greater than North Carolinians (182.3 versus 84.3 per 100,000) and three times greater than the Healthy Carolinians 2000 objective (no more than 65 cases per 100,000 African-Americans). While clearly a state-wide concern (North Carolina ranks fourth in the country for Syphilis incidence), Syphilis appears to be an even larger county problem than at the state level and also warrants future community prevention efforts.

In contrast to North Carolina’s morbidity rankings, Lyme disease is a prominent county health concern. Lyme disease incidence in Chatham County (county rate: 8.15 per 100,000) exceeds AIDS (county rate: 4.85 per 100,000), Tuberculosis (county rate: 3.40 per 100,000), and Hepatitis A incidence (county rate: 3.83 per 100,000). In fact, between 1992 and 1996, Chatham County was second only to Onslow County with an incidence rate 7.5 times greater than North Carolina rate of 1.08 per 100,000 (LINC, October 26, 1998). Finally, with the exception of

Hepatitis, Chatham County seems to be doing relatively well in the remaining three disease categories. AIDS incidence in 1995 was half the state (N.C. rate: 11.5 per 100,000 persons). The incidence of Tuberculosis in Chatham County is 2.5 times lower than the state (N.C. rate: 8.35 per 100,000 persons) and well within the Healthy Carolinians objective of 3.5 cases per 100,000 people. However, the Hepatitis A and Hepatitis B incidence rates are two times greater than North Carolina from 1992-1996 (N.C. rates: 1.89 per 100,000 for Hepatitis A and 0.4 per 10,000 for Hepatitis B) (LINC, October 26, 1998).

Although sociodemographic factors such as age, gender, and ethnicity are associated with increases in specific disease rates, numerous studies have shown that people in the lowest income groups are more likely to suffer fair or poor health than higher income groups (Taylor, 1998). This is relevant to the Moncure/Haywood community since the community falls below the state and county as a whole in terms of income.

### ***Maternal and Child Health***

Maternal and child health is an important facet of community health that may be inferred through reproductive health data, family planning indicators, and infant mortality data. Because specific Moncure/Haywood statistics are unavailable, Chatham County data provide the closest community estimate. In 1991-1997, Chatham County's live birth rate (13.2 per 1000) was slightly lower than North Carolina (14.7 per 1000). This is consistent with the county's lower pregnancy rate reported in 1995 (73.1 per 1000 in Chatham County versus 80.1 per 1000 in North Carolina). When analyzed according to race, Chatham County and North Carolina minorities have lower live birth rates than corresponding white populations. However, the race-specific difference is less prominent at the county level. While state and county white live birth

rates are equal (13.3 per 1000), the difference between white and minority rates is significantly narrower at the county level (- 0.5) than for North Carolina (-5.8) (Figure 8).

Analyzing pregnancy statistics according to age reveals that the pregnancy rate among women ages 15-19 was also lower for Chatham County than North Carolina, 84.8 and 91.4 per 1000 respectively. However, within Chatham County, minorities have a significantly higher teen pregnancy rate than Whites, 107.2 per 1000 compared to 74.2 per 1000. The race-specific trend is comparable to North Carolina teen pregnancy rates that are also higher for minorities, 134.2 per 1000 for minorities and 72.4 per 1000 for whites. Notably, the White teen pregnancy rate in Chatham County (74.2 per 1000) is slightly higher than North Carolina (County Health Data Book, 1995), see Figure 9. Teen pregnancy is a major risk factor for low birth weight (LBW) births and infant mortality. However, despite the higher teen pregnancy rate in Chatham County, the total infant death rate from 1991-95 is lower for Chatham County than for the state, 6.6 versus 10.1 per 1000 respectively. Significantly, within Chatham County, the minority infant death rate (11.8 per 1000) is 2.3 times greater than the White infant death rate (5.2 per 1000) (County Health Data Book, 1995). The high minority infant death rate recorded for Chatham County suggests that additional services focusing on prenatal and infant care programs are needed. In addition, services addressing family planning should be available.

A low birth weight (LBW) baby is an infant whose weight at birth is less than 5 pounds 8 ounces. Consequently, LBW infants are at risk for serious health problems and are more likely to die in the first year of life (Mosby, 1994). Significantly, the percentage of minority LBW infants per live births in Chatham County (13.1%) is two fold greater than that for Whites (6.1%) and is almost double the Healthy Carolinians objective, less than 7% LBW births (County Health Data Book, 1995), see Figure 10. Research studies confirm this to be a national trend. Black

infants have a lower birth weight on average than White infants (Foster, 1997). Common risk factors for LBW births include adolescent pregnancy, maternal malnutrition, smoking or drug addiction in pregnancy, or perinatal infections. Studies have also correlated lower socioeconomic status with increased LBW births and decreased prenatal care access (Roth et al, 1998). The African-American Moncure/Haywood residents do earn lower incomes compared to the state and county. In addition, a larger percentage of Chatham County minorities receive prenatal care in the first trimester (74.1%) compared to North Carolina minorities (68.4%). However, seventy four percent does not meet the Healthy Carolinians objective that calls for 90% of women to receive prenatal care by the year 2000 (County Health Data Book, 1995). On the other hand, the percentage of Chatham County births to mothers who smoke (12.2%) does approach the Healthy Carolinians 2000 objective (no more than 10%) and is lower than the North Carolina statistic, 15.9% (County Health Data Book, 1995). Community efforts to increase prenatal care access and to increase participation in services such as the WIC (Women, Infants, and Children) program which provides food vouchers, health screenings, and education are warranted.

In 1995, 15.1 per 1000 Chatham County pregnancies were aborted versus 18.1 per 1000 of North Carolina's pregnancies. The percentages of minority and White abortions are still lower for Chatham County (11.2 white and 27.4 minority abortions per 1000 in the county versus 13.1 white and 30.4 minority abortions per 1000 in the state). However, within the county, the minority abortion rate (27.4) is significantly higher than that for White women (11.2). In addition, Chatham County teenagers report a slightly higher abortion rate (31.2 per 1000) than North Carolina teens (27 per 1000). A race-specific analysis reveals that the rate of Chatham County minority teen abortions (53.7 per 1000) is significantly higher than the state (37.8 per

1000). However, the rate of Chatham County White teen abortions (20.6 per 1000) is slightly lower than the state (21.7 per 1000) (County Health Data Book, 1995). Therefore, teenage minority women may be an appropriate focus for family planning and contraceptive interventions if high abortion rates are a concern for the Moncure/Haywood community.

### ***Indicators of Social Health***

Social health issues such as crime rates, accident and injury rates, and substance abuse impact a community's overall well-being and are important to consider in a community health assessment. The majority of Chatham County and North Carolina crimes are "Property Crime" which include breaking and entering, larceny, motor vehicle theft, and arson. In 1997, these comprised 93.9% and 88.9% of Chatham County and North Carolina crime respectively. The remaining 6-11% of crime is classified as "Violent Crime" which includes murder, forcible rape, robbery, and aggravated assault. In 1995, aggravated assault was the most common violent crime with 110 reported cases followed by robbery with 44 cases. At the community level, "no major crimes" were committed during 1997 and 1998. The majority have been larcenies with many occurring at the Jordan Lake Mini Mart (Personal Communication, L. Eubanks, November 6, 1998). Overall, total Chatham County crimes have decreased from 1602 to 1530 over the past two years. However, the relative proportions of property and violent crime have not changed (North Carolina Department of Justice, 1997).

The proportions of violations constituting drug and alcohol related arrests have also remained unchanged over the past two years at the state and county levels. These include Driving While Intoxicated (DWI), Liquor Law, and Drug Law violations. According to 1997 statistics, DWI violations comprise the majority of Chatham County and North Carolina drug and alcohol related arrests, 84% and 59% respectively. This is a concerning county statistic

given that the 1995 accident rate per 1000 (11.4) is almost twice that for North Carolina (6.7). In addition, 1995 alcohol-related traffic deaths for Chatham County are almost double the state rates, 19 per 100,000 and 10.5 per 100,000 (Health of Chatham, 1997). From 1989-1996, the percentage of accident fatalities in Chatham County decreased from 2.1% to 1.2%. However, Chatham County statistics are still consistently higher than the state over the same time interval. Furthermore, the current trend has apparently existed for several years. From 1988-1996, the percentage of drug and alcohol related traffic accidents has been consistently higher in Chatham County than North Carolina (Figure 11). In addition, the percentage of injury-related deaths in which the decedent tested positive for alcohol is also considerable, 34.8% in Chatham County and 32.8% in North Carolina. In fact, one-third of all persons dying from accidental deaths in Chatham County was reported intoxicated (Health of Chatham, 1997). It is interesting, however, that the proportion of traffic accidents resulting in injured persons has been consistently lower than state rates from 1988-1996 (LINC, October 26, 1998), see Figure 12. Chatham County's relatively high statistics for alcohol related accidental injuries and alcohol related traffic accidents may be related to the high percentage of DWI arrests in the county. Furthermore, this may prove to be a salient concern for Moncure/Haywood residents due to the community's proximity to two major highways, US1 and Old US 1, and nearby road construction.

In contrast to adult arrests, Drug Law violations (unlawful possession, sale, use, growth, or manufacture of controlled substances) constitute the majority of drug and alcohol related offenses for juveniles at the state and county levels. In fact, juvenile arrests due to Drug Law violations doubled from 1996 (8 arrests) to 1997 (16 arrests). Over the same time frame, Liquor law violations dropped from 4 to 0 in Chatham County, and juvenile DWI arrests dropped from 5

to 2. Clearly, substance abuse among juveniles is a county and state concern and one worth investigating in the Moncure/Haywood community.

### ***Community Health Services***

Chatham County's health services are concentrated in Pittsboro, Siler City, and Moncure. These facilities include two Chatham County Public Health Department clinics, one community health center run by Piedmont Health Services, three private multi-specialty practices (two of which are associated with UNC Family Practice), and one low-volume hospital (Chatham Hospital) which recently affiliated with UNC Hospitals. The public health clinics in Siler City and Pittsboro provide child health care, general preventive care, primary care, maternal health care, family planning, and sexually transmitted disease clinics. However, most African-American Moncure/Haywood residents go to the Moncure Haywood Community Health Center along with a significant number of Latino patients (40% of the patient population) from Sanford (Personal communication, K. Madigan, October 16, 1998 and J. Glass, November 5, 1998). A sliding scale fee policy caters to low income clients while the staff provides comprehensive adult and pediatric health care in a manner similar to a private practice. In addition to primary care, Moncure Haywood Health Center offers prenatal care, maternity care, WIC nutrition supplementation, limited dental services, and mental health services provided by the Chatham Counseling Center on Fridays from 8 am to 1 p.m. Mental health services are also available weekdays and for 24-hour emergencies at the Siler City and Pittsboro Public Health Centers.

Primary health care in Chatham County is supported by various county-based organizations. The Home Health agency of Chatham County provides skilled care for homebound patients referred by a physician. However, health insurance is required. In July,



1996, The Council on Aging organized Meals on wheels which operates a “Congregate Meal Site” in Moncure for seniors and delivers meals to homebound seniors over 60 years old.

Unfortunately, the organization operates below capacity due to a volunteer driver shortage which has left eighteen seniors on a waiting list. The Chatham County Outreach Alliance (CORA), a non-profit organization serving the “working poor,” relies on donations. The organization provides food for people referred by one of twenty-two Chatham County Social Service Agencies. CORA also provides food for the shelter operated by Chatham County Family Violence and Rape Crisis Services. Hospice of Chatham County was organized in 1984 and operates on revenues (paid by Medicare, Medicaid, and private insurance), memorial donations, fund-raisers, and United Way funds. All Chatham County residents who have been diagnosed with a terminal illness with limited life expectancy are eligible for hospice regardless of insurance coverage or family/individual’s ability to pay.

Despite the community health center’s convenient location in Moncure and various support organizations within Chatham County, provider shortages, transportation difficulties, lack of /under insurance, and inconvenient hours of operation create barriers to health care access (Health of Chatham, 1996-1997). The primary care and specialty physician shortage within the county is a main concern. Chatham County reports the largest person-per-provider ratios compared to North Carolina and surrounding Durham, Orange, Wake, and Lee counties (Figure 13). Residents must travel between 15 and 37 miles to access tertiary/specialty care and dental care. UNC Hospitals in Chapel Hill, Central Carolina Hospital in Sanford, and Duke University Medical Center in Durham are the closest tertiary care facilities to Moncure. The distance between towns, poor road conditions, and lack of transportation services are all transportation barriers which affect health care access. For example, the closest Emergency

Medical Service (EMS) station was moved from Moncure to Pittsboro. Consequently, the response time to southern communities like Moncure/Haywood may now reach thirty minutes. The Moncure Volunteer Fire Department is usually the first to answer Moncure's "first response" calls. The department is comprised of 32 volunteers networked by pagers who respond to an average of 200 calls per year (Personal Communication, W. Stewart, November 5, 1998).

Dental care is another service which Moncure residents are largely unable to obtain within Chatham County. Dentists represent the largest provider shortage in Chatham County with 4291 persons per dentist (Figure 13). Only limited services are available at the Moncure Haywood Community Health Center, and the waiting list is often several months long. In addition to the potential transportation problem, the waiting list is also long at UNC's Dental School (Personal Communication, K. Madigan, October 16, 1998). According to the Dental Health Division of the North Carolina Health Department, the majority of private dentists do not accept Medicaid payment that further compounds the shortage. In 1996-1997, only 21% of North Carolina's private dentists accepted new Medicaid patients. In addition, 60% percent of Chatham County residents were uninsured for all or part of 1996 or were underinsured. Of the insured, 14% and 7% were covered by Medicare and Medicaid respectively (Health of Chatham, 1996-1997). The Health of Chatham 1996-1997 reported lack of insurance or incomplete coverage as one of four top issues impacting health. The good news for Moncure and dental care is that the community buys Sanford's fluoridated water, a crucial element for cavity prevention.

Limited hours of operation at the Moncure Haywood Community Health Center and other health clinics create another barrier to health care access. For example, a large gap exists between WIC enrollment figures and actual participation at the Moncure operation site.

Although participation has increased slightly from 1992 to 1996 (57% to 66%), the issue remains a particularly salient one for shift-workers who do not have the freedom to leave for appointments during the day that upper level jobs afford. The WIC program participation versus enrollment gap has been largely attributed to lack of transportation and an inability to leave work (Health of Chatham, 1996-1997).

Chatham County organizations have attempted to counter the barriers, but most programs only apply to children and their parents. For example, dental hygiene services including prevention education, screening and referrals, and sealant placement (priority given to Medicaid children) are only provided through school programs for students and parents. Also, the Climb Aboard “mobile health” van was staffed by Chatham County Health Department in April, 1996 using Smart Start funds. The program eases the transportation problem for parents by bringing comprehensive health care including physical exams, developmental screening, and immunizations as well as education to Head Start, day care centers, shopping malls, churches, community centers, and single family homes. In addition, the service is not limited to Medicaid-eligible children. However, the program only serves children up to 5 years old. From 1996 to 1997, “Climb Aboard” screened 1018 children and educated 832 parents (Health of Chatham, 1996-1997).

### ***Environmental Health and Political Repercussions***

Chatham County’s generated hazardous waste rates have been consistently lower than North Carolina since 1991 (Table 6). However, in 1990, Chatham County generated more than double the state’s hazardous waste and became the leading hazardous waste generator in the state. The subsequent decrease from 1990 to 1994 resulted from a single industry cleaning up an inactive wastewater treatment lagoon containing contaminated soil and sludge.

**TABLE 6: HAZARDOUS WASTE GENERATED IN CHATHAM COUNTY (lbs)**

1987	1988	1989	1990	1991	1992	1993	1994
40,740	55,230	94,389	<b>73,079,230</b>	161,446	116,690	191,781	90,987

Source: The Health of Chatham, 1996-1997

The County Commissioners operate through the county Board of Health and are the ultimate decision-makers in the Chatham County Health Department. County Commissioners have recently imposed regulations on farming in response to a large hog production company that was attempting to move into Chatham County. Residents opposed the smell and the potential sewage run-off that threatened the water quality. In order to operate an intensive livestock operation, operators must now obtain a permit issued by the Chatham County Health Department which requires livestock operations to conform to rules set up to protect the quality of surface and ground waters (personal communication, J. Glass, November 5, 1998).

Political debate has most recently surrounded expanding the county's water and sewer capacity. Chatham County commissioners and the County manager, Charlie Horne, would like to encourage businesses and industry to locate within Chatham County in order to increase the tax base. Supporters argue that economic development will lighten the small population's current tax burden while also increasing the county's resources. However, without adequate utilities to meet growing service needs, industries will not be lured into the area (Price, 1998). Debates have centered around joining the "Triangle Network of Utilities" which links the water and sewer systems servicing Cary, Durham, Raleigh, and Chapel Hill. Moncure/Haywood will certainly be affected by the expected economic boom in southeast Chatham County which may follow such an agreement. However, it is interesting that Chapel Hill does not want growth in the neighboring county and has been the most powerful opposition. Chapel Hill appoints the majority of the Orange Water and Sewer Authority board. Currently, Moncure/Haywood buys

water from Sanford, and the county has debated opening the neighboring Jordan Lake water treatment plant.

### ***Summary***

The physical, social, and environmental health concerns of a community are impacted by its sociodemographic profile. Overall, salient issues for Chatham County include: heart disease, female breast cancer, cerebrovascular disease, homicide, accidental injuries (especially traffic accidents), DM, substance abuse, prenatal care, provider shortages, transportation services to health care, and increased hours of operation. However, the African-American Moncure/Haywood community is different from the county in several ways: lower income, younger population (majority between 25-64), lower educational attainment and lower unemployment. Therefore, Chatham County health statistics may not accurately represent the Moncure/Haywood community. More information about the community's concerns and issues will be drawn out through interviews.

## **COMMUNITY ASSETS**

Community capacity is formed through citizen participation, community leadership, adequate resources, community skills, social and interorganizational networks, a sense of community among community members, and a community history. These are assets of a community that can help address health and community development concerns (Goodman et al, 1998). Recent theorists advocate that capacity-focused public health initiatives are more effective in community development than more traditional, categorical approaches (McKnight et al., 1988). Through qualitative data collection, community residents disclosed many assets that add to the capacity of the community including the churches, the diversity of the community, the community ties, and the numerous resources available to community members.

The churches in Moncure/Haywood provide social and interorganizational networks as well as many forms of strong support for its community members. One member said, "...Churches are the strength of the community." Pastors and officers within the churches are often leaders in the community. When discussing the leadership of Moncure/Haywood, one resident said, "There are a lot of churches, so a strong church influence." According to community members, community-level decisions are often made in the church, and churches often provide facilities for meetings. In addition, many citizen-led groups are centered within the churches including the Rainbow Club (a community group for seniors) and a coalition of several pastors in the community called the Ministerial Alliance. Other groups operate through Moncure/Haywood churches including gospel choirs, youth groups, substance abuse support groups and a daycare program that is slated to open in 1999.

Another major asset to the community is the church-sponsored Sprott Center, a Christian youth center that provides activities for Moncure/Haywood's children. In addition to providing a volunteer-run youth night on alternating weekends, the Sprott Center sponsors activities for the

youth groups of area churches. According to community members, past outings have included trips to Sanford for movies and trips to North Carolina beaches. The Sprott Center was the original Moncure School's gym and now houses a gym, library, kitchen, several social rooms, and will soon contain an office for a Chatham County Deputy Officer. This facility was used for the Moncure/Haywood Community Meeting on March 20, 1999, and may prove useful as a community-gathering place in the future. At the community meeting, volunteers announced that a "park making day" is being planned to clear the woods near the Sprott Center in order to establish a community park and to make the area safer.

Moncure/Haywood churches highlight the community's diversity and integration. Integrated church revivals play a vital role in the Moncure/Haywood community. Every year "there is a revival and the black and white churches come together. A few years ago [we] made history. A black man preached in a white church for the first time." (personal communication, January 15, 1999). According to one community member, the Ministerial Alliance and other church leaders are committed to the community integration process. This community asset will provide a strong base for future development.

Another asset to the Moncure/Haywood community is its rich history and strong community ties. One community member said, "If you want some good, friendly folks to be neighbors with, here is where you want to live." There is a strong sense of community where people know their neighbors. One resident explained, "Everyone grew up together, so everyone knows each other." Another community member expressed, "It's intoxicating to be somewhere, where people care." Interviews with community members revealed that many current residents have lived in Moncure/Haywood for most of their lives. Some did express a fear that further community growth and the aging of long-term community members may threaten the community

ties that have been built throughout their lifetimes.

People in the community rely on each other for help. When asked for examples of the community pulling together, many residents spoke of a recent tragedy within the Moncure/Haywood and how residents had provided support for the family of fire victims. Almost all community residents interviewed said that in time of need, they would turn to neighbors and family, community members or the church for assistance. One community member voiced, “Neighbors would come to your aid.” Another community member said, “I have some really, really good neighbors”

Moncure/Haywood residents have come together several times in the past to get things done. According to community members, issues that have provoked community members to unite include seeking county water, opposing potential waste dumps, debating incorporation, and fundraising for a school playground and computers. During interviews, many residents discussed the incorporation issue that emerged within the community three to four years ago. Although all citizens did not agree that incorporation would be positive for Moncure/Haywood, most agreed that many community members participated in the incorporation debate. The history of citizen participation in community issues reinforces that community capacity exists within Moncure/Haywood.

Interviews with service providers and community members identified many services and resources available to Moncure/Haywood residents. As previously mentioned, the Sprott Center and churches provide facilities for social and church events. In addition, the churches offer many forms of tangible support to community members including soup kitchens and transportation assistance. Health resources within Moncure/Haywood include: the Moncure/Haywood Community Health Center; UNC Family Practice Clinic; Chatham Hospital



in Siler City; UNC Hospitals in Chapel Hill; Duke Medical Center in Durham; and Central Carolina Hospital of Sanford. Chatham County Hospice and the Chatham County Health Department provide additional services including a mobile health unit for children under 6. In addition to health services, other agencies provide social and human service support including Chatham Transit transportation services, WIC services, and Chatham County Outreach Alliance (CORA).

Many citizen-led associations are also resources for the Moncure/Haywood Community. These include the Volunteer Fire Department, a Lion's Club chapter, a Scouting program, local masons, a seniors group, youth groups and a parent-teacher association (PTA). Such organizations provide social networks between individual community members as well as links between social networks for the entire community.

Other resources that add to the capacity of the community include the locally- owned businesses and the industries within Moncure/Haywood. For example, Ray's Supermarket and the Pea Ridge Grill serve as community gathering places where community members can read bulletin boards advertising community events. Residents also learn of such events by word of mouth. According to community members, major industries provide many community members with jobs in Moncure/Haywood although the majority of employees commute from neighboring towns. One resident reported that the industries also provide monetary support for many programs within the community including providing computers to the schools. In addition, Allied-Signal, CP&L, Weyerhaeuser, Triangle Brick, and Neste Resins funded a catered dinner for residents after the Moncure/Haywood Community Meeting in March 1999. In addition, businesses in Moncure/Haywood and neighboring Pittsboro donated door prizes for community residents. Finally, local industries have community advisory councils where community

members may voice their opinions and hear the companies' future plans and how the community may be affected.

Identifying community assets allows service providers to understand how residents view the structure and functioning level of their community. Individual, organizational, and institutional contributions demonstrate that Moncure/Haywood has many resources that may be used when addressing community development and public health concerns.

## CHANGE AND GROWTH

From the construction and widening of the community's main highway to population increase, the Moncure/Haywood community has experienced remarkable growth over the past few years. Many deem growth an important aspect of community change. One thought, stated emphatically by a Moncure/Haywood community member, seems to summarize the feelings of a large portion of this community's residents: "...if there is going to be growth...growth is positive." Community members have especially commented on population, physical, and industrial change.

Many community members view population growth as an opportunity to meet and befriend new people. One community member commented,

*There will be more people to reach and to be neighbors to...and more people to be neighbors, if they are so inclined.*

Another resident stated, “[*There is*] no overpopulation problem here. More people moving in is a good thing.” Specifically, many residents believe that the community population is increasing in young adults, which they attribute to the availability of inexpensive land. The inexpensive land also accounts for the increased number of houses being constructed in the area. The increase in young adults presents issues for many long-time residents of Moncure/Haywood. These community members feel that this younger population is likely to view the community as a "bedroom" community—a place only to sleep because of its convenient location in relation to their workplace. Bedroom community members are thought to have no interest in the community itself.

In addition, many community members feel that there has been a growth in the number of trailer parks as well as an increase in the number of trailers being brought into existing trailer parks. A few community members voiced concerns about the growth in this population

disturbing the "community feel." One community member remarked:

*People don't know each other as well as they used to. Before the growth of the community everyone knew everyone and strangers were easily recognized.*

This is thought to be a problem particularly in trailer parks because of the large number of people moving in and out and forming their own community.

Community members identified drugs and immorality as other changes in the community. While population growth is not the sole explanation for the increase in violence, many feel that it is a significant contributor. One community member felt that, as with any growing community, crime increases as the population of the Moncure/Haywood community increases. Another community member expressed concerns about the rise in crime: "One year ago a girl was killed...last week someone was shot on First Street in Haywood." A community business owner mentioned that with the changing community came bolder thieves. He recalled several incidents when his property was stolen from both his front porch and his local business. He attributed the increase in crime to the increase in population and lack of recreation for the incoming residents.

As stated in the Secondary Data Synopsis, the 1990 Census reports no Latinos in the Moncure/Haywood community. Conversely, service providers at the Moncure Health Center identified Latinos as a large segment of their patient population base. Although these Latinos primarily reside in Sanford, community members feel that Latinos will move into the community.

Many community members feel that the Moncure/Haywood area has continued to grow due to the neighboring airports and other resources. One community member said, "Moncure is the best-kept secret, located geographically near airports and recreation in larger towns."

Several people interviewed commented that by living in the Moncure/Haywood area, they have

quick and easy access to the Raleigh/Durham Airport. Others noted the new Lee County airport that is nearing completion. Residents have quick access to these area resources due to the construction of U.S. Highway One that was built within the last five years. Community members expect the highway-widening project to be completed in the next five years.

As stated in the Secondary Data Synopsis, industry has significantly impacted Moncure/Haywood in the past thirty years. The influx of industry created job opportunities and decreased the community's unemployment rate. According to the 1990 U.S. Bureau of the Census, Moncure/Haywood's unemployment rate was zero. Also previously reported in the quantitative data section and now validated by community response, existing industries have changed the community landscape and are bringing more people to the area. Many community members feel that industrial growth is key to community development. One community member commented: "[We] need growth, not residential but industrial, to increase the tax base".

Perhaps the changes that are most apparent to Moncure/Haywood residents are those related to growth. Moncure/Haywood community members express differing opinions concerning the growth of the community. Many view growth as a positive change, bringing more people to befriend and economic development. Others feel that the increase in population assures an increase in crime and dilapidation of property. There are also concerns that population growth in the community without an increase in recreational opportunities may yield ill effects, particularly increases in crime and violence. Economically, community members are content with the positive effects of growth in industries. Industrial growth provides employment for the community and increases the patronage of local, small businesses.

## **POLITICS AND GOVERNMENT**

Many residents spoke passionately concerning the politics and government of the

Moncure/Haywood community. Many community members expressed a strong pride in the political history of the Moncure/Haywood community, its small community atmosphere, and its political strength in adverse times. Almost universally, those interviewed stressed the importance of political leaders and a community voice at the county level. The most expressive discussions centered on incorporation, government officials, and schools.

Community members were equally split on the issue of incorporation of the Moncure/Haywood community. As mentioned in the Secondary Data Synopsis, Moncure and Haywood were both officially incorporated in 1905. Unlike Haywood, however, Moncure's charter was repealed in 1935. Although Haywood's charter has never been officially repealed, there is no active town council.

Community members have wrestled with the idea of incorporation for many reasons. Many residents think incorporation is the key to the development of the community. With incorporation, the community members expect more federal money, increased law enforcement, more recreation, and increased community voice. One community member said,

*If people had enough influence, we would incorporate and industries would give good revenues.*

Another resident agreed that,

*[The] wage scale ought to be higher, stable jobs with good benefits, a lot of services Moncure could get with incorporation.*

However, another community member acknowledged that,

*For the plants, incorporation would mean more taxes.*

Other community members fear that incorporation would yield less desirable effects. They envision increased regulations in the areas of livestock and farming practices, and increased taxes for the community members. Older members of the community feel that

incorporation will adversely affect their income. One community member said,

*Senior citizens are afraid of incorporation because they think their money is going to be affected.*

Another resident stated,

*Some people are against incorporation because of fear of paying city and county taxes.*

Others still feel that the issue of incorporation is one that will be better addressed in later years as the community experiences growth.

*In the next five years, population will increase 20-25%, home construction will pick up, apartments to rent...incorporation issues will come up again.*

One community member reported that, "...incorporation was talked about...had a lot of meetings...didn't go anywhere."

Community members are also concerned with community government. In general, residents feel that the community lacks leadership. One community member stated:

*We don't have community leaders. When decisions are made, they are usually made by a group of people who decide that they need something.*

As a result of the lack of community leaders, most people in the community feel they have no voice, particularly at the county level. One community member remarked,

"[Moncure/Haywood] is the dumping ground of Chatham County." Many would agree that the county resources are directed to communities of wealth and power. Many residents of Moncure/Haywood feel they have neither.

Issues pertaining to the Sheriff's Department and the County Commissioners arose in community interviews. Community members look to these officials to represent them and their best interest. When planning a community forum, one resident felt it would be a good thing to invite county commissioners and government agents. Some community members believe that vocal community officials would serve to initiate activism within the community. One

community member stated, "[The community members] rally around people." It seems as if the community needs leaders who will take the necessary initial steps in organizing concerning community issues and the community will follow accordingly, particularly if the issues affect the community as a whole.

Continuing with the thought that the Moncure/Haywood community is the last to receive county resources, community members feel that education is yet another area of resource discrepancy. Residents interviewed expressed concerns about misplaced resources in the Chatham County school system. Many people feel that Moncure/Haywood schools suffer from overcrowded classes, lack of renewed learning materials, and a higher student-to-teacher ratio as compared to the schools of northern Chatham County. This may account for the fact that Moncure/Haywood elementary students score lower than Chatham County students in reading, math, and writing (Table 3). Many people believe that, as a community, they have to work hard at fundraising and at rallying for community and industrial support to acquire the resources that northern Chatham County schools are afforded. One community member recalled how community members, along with the local Parent Teacher Association, raised money and solicited support for the purchase of \$15,000 of computer equipment and \$25,000 in playground equipment for local schools.

Other residents interviewed expressed possible solutions for the discrepancy in education. One community member commented, "[The] school system needs to get more involved." Many residents expressed concerns about the lack of support offered by faculty members at the local schools. Many of the teachers were not residents of the community and may not have a vested interest in Moncure/Haywood.

Perhaps the underlying theme is that Moncure/Haywood community members feel they



have no voice in county politics. Many people feel that their needs, opinions and values are not being represented. While county commissioners and other county officials play a role in representing a variety of countywide interests, leadership and activism must emerge from within the community to ensure that the community has a voice that is clearly heard. As a result of the lack of leadership from within the community, issues such as incorporation and discrepancies in the school system resource allocation continue to perplex the community.

## EDUCATION

Education is an important issue for community members. Some concerns with education expressed include lower scores for Moncure Elementary School students as compared to Chatham County students as a whole, overcrowded schools, lack of graduate degree attainment by community members, lack of after-school, daycare, and summer programs for youth, and lack of parental involvement. Quantitative data are consistent with many of these concerns.

As previously reported in the quantitative portion of this document, 256 students from the surrounding community was enrolled in Moncure Elementary School by October 1998 (personal communication, J. Butler). A few community members attribute educational concerns to overcrowded schools. Related to overcrowded schools, the average student-teacher ratio (28-1) was a concern for community members. Many community members feel that class size should be reduced. One parent said,

*Twenty-eight to one is too many in one class for one teacher. Students are at different levels with different needs.*

Many community members also feel that increasing the number of teachers in Chatham County as a whole is important in solving the problem. One community member said, "There are many combination classes in the school. Only one other school has combination classes. The superintendent refuses to give another teacher." Another resident said, "Reduce class size of schools across the county, hire more teachers."

Another concern was lack of classroom space for children. Many residents expressed the need for another preschool class because, currently, only 15 preschoolers can enter school each year. One community member emphasized that,

*[Schools] need more preschool space, if don't get in, have to wait, and it puts kids behind other kids.*

By increasing the number of preschool classes, more children can get an early start on education.

As one community member best expressed it,

*Access to education is important, need more room for children to get in. Every child needs access to achieve excellence.*

Community members also question the quality of education received by Moncure/Haywood students. According to the 1997 North Carolina State Report Card, Moncure Elementary School students do score lower than Chatham County students in reading, math, and writing. A few community members expressed that Moncure/Haywood students are not getting the same quality education as other students in Chatham County.

Median income differences between Moncure/Haywood residents and the rest of the county may be due to educational attainment. As stated in the quantitative data section of this document, no Moncure residents are known to have attained a graduate degree, and no residents are currently enrolled in a graduate degree program. One community member noted, “The reason for \$4,000 difference in median income could be due to educational data, with less education, you make less on the job.”

Several possible solutions to the education issues were proposed at the Moncure/Haywood Community Meeting in March. Adult education was stressed in addition to better education of the children. One community member stated,

*Education is broader than what’s happening at schools. How children learn happens across their day... at home, in their community, and at school. We need to have children learn not only at school, but at home.*

One solution is to increase parental involvement in the schools. One community member expressed that; “All the parents need to help. Now you have a few parents doing a whole lot.” However, getting parental involvement is, “easier said than done,” and the question was left unanswered as to how exactly to go about increasing parental involvement. Related to parent

involvement, adult education is seen as important. One resident said, “If children are raised by someone without education, it affect them.” Another member said, “Many parents lack education to work math problems.” Having access to a community resource center with educational resources for all ages was suggested as a possible solution to the education concerns. Another solution that community members mentioned was increasing the community’s after-school programs because, as one community member stated, “Parents are working and kids get out of school at three and have nothing to do.”

## CRIME AND SUBSTANCE ABUSE

When asked, “How would you like to see the Moncure/Haywood community change over the next five years,” one community member simply said, “Clean up the drugs.” Most community members who were formally interviewed share this sentiment and have witnessed increased drug use by the youth over the past 3-5 years. In fact, seventeen out of eighteen community members identified drug abuse as one of the biggest problems facing their community. One community member summed up the problem’s urgency with the following statement,

*[In Moncure/Haywood] you can ask any child walking up and down the street, ‘Where can I buy crack?’ if you wanted to, and they would turn around and point for you. They all know.*

Another claimed that,

*There is a reckless atmosphere...late nights where it is extremely loud and hollering...things you would expect in a place that has a drug problem. The drug problem in certain areas, and all the things that go with that, is the most important need...it not only needs addressing but doing something about.*

Overall, community members who were interviewed agree that the community could change if the drug problem was ameliorated. In fact, two of the four small groups at the Moncure/Haywood Community Meeting on March 20, 1999 chose to discuss drug use and potential solutions as the most important current community issue. Crime statistics collected by the North Carolina Department of Justice in 1997 also support that juvenile drug abuse is a state and county concern. Drug Law Violations were the majority of juvenile offenses and the number of arrests actually doubled from 1996 to 1997 in Chatham County. Despite the congruency between qualitative and quantitative information, it is interesting that none of the service providers who were interviewed mentioned drug abuse as a community concern.

In general, drug abuse poses many health and safety risks for children, families, and

communities. First, drug use is strongly associated with deaths due to accidental and intentional injuries, two of the leading preventable causes of death among 15-24 year olds. Adolescent drug use is also associated with school underachievement, delinquency, teenage pregnancy and depression. In addition, intravenous (IV) drug use and the lifestyle associated with drug use increase an abuser's risk of contracting HIV and increase the risk of transmission to their partner(s) and unborn children. Finally, infants and toddlers who are passively exposed to drug use are more likely to develop medical complications including respiratory illnesses, seizures, altered mental status, and death (Belcher, 1998). Clearly, drug use has a profound, negative impact on children of all ages.

Although community members report that adults and seniors are also using drugs, many of those interviewed feel that youth programs need to be the priority. One community member explained that one current strategy is to get through to parents by first reaching the children (personal communication, February 6, 1999). Research supports the importance of targeting and preventing early drug use/abuse. It has been shown that children who initiate drug use earlier in life are at increased risk for adverse health effects and drug abuse as adults. In fact, studies document that children who used marijuana were 104 times more likely to use cocaine compared to peers who did not use marijuana. In addition, individuals who smoked tobacco and drank alcohol as children were 65 times more likely to use marijuana in the future than children who never smoked or drank (Belcher, 1998). Therefore, the community's desire to target their youth is well founded. Furthermore, the community has already taken action.

Formal interviews and discussions at the Moncure/Haywood Community Meeting have identified four grass roots efforts to prevent and/or stop youth drug use. Interestingly, all have been church-initiated and have been organized and sustained by church members. Three of these

programs provide recreation and religious education opportunities, and the fourth focuses on improving the community environment. In general, community members support these efforts in principle if not through active involvement. In fact, interviews and the community meeting in March revealed the community's strong desire for increased recreation opportunities for children. One community member captured the overall sentiment when she said, "if more activities were available for young people, that might help the drug problem."

The Ministerial Alliance, an organization comprised of representatives from each community church, has responded by organizing two programs at the SPOTT Christian Youth Center that combine education and recreation. Younger children come to the SPOTT center on the second and fourth Saturday night of each month to play basketball followed by religious instruction. "Teen Challenge" is a similar program for adolescents that is intended to help keep adolescents off drugs. Weekly Wednesday night meetings incorporate religious leadership, teaching, and fellowship and provide one environment where peers are supportive of those who do not use drugs and of those who are trying to stop drug use. Although supportive, community members are concerned that these activities are not sufficient in themselves. In addition, because the SPOTT Center activities depend on adult volunteers, there is concern about the dwindling participation of adult church members.

Keeping with the recreation /education strategy, the Liberty Chapel United Church of Christ has a vision to develop an institutionalized and, therefore, sustainable drug prevention program for the community's youth. The ultimate goal is to develop community-wide educational programming housed in a Community Resource Center. Using SMART START funding, the building next to "Liberty" currently has the potential to become a day care site. Initial goals include instituting a day care program for 0-5 year olds and a supervised after-

school program with tutoring by August 1999. Such programming will provide structured learning early in life and is hoped to reducing the amount of after school self-care by Moncure/Haywood youth. Many community members have observed that kids have nowhere to go after school and that many kids are hanging around the streets during school hours. One community member commented, “If you have a lot of idle time, you are going to get in trouble.” Community members feel that recreation and structured activities are needed to keep kids from walking the streets where they will be exposed to drug use and drug sales.

Ultimately, the organizers would like this program to evolve into a Moncure/Haywood Community Resource Center offering a wider array of services including computer access to community members. In addition, a portion of future programming will support adults in reducing drug use by providing adult education on parenting skills and drug abuse (personal communication, March 20, 1999). The concept of a Community Resource Center with sustainable programming for youth and parents is encouraging. In fact, researchers endorse the efficacy of programs that use social skills training and normative education. In addition, the institutionalized effort is appropriate given the long-term, recurring nature of drug abuse (Belcher, 1998).

One community member describes Moncure/Haywood’s second strategy to decrease drug use as, “cleaning up the Community.” Church-going residents recognize the importance of establishing a clean, drug-free environment to complement the anti-drug messages communicated in youth programs. According to community members, the majority of drug activity occurs in a few “pockets” within the community, one is adjacent to the SPROTT center and a few more exist along the “Haywood loop.” One resident explained that,

*Part of what the SPROTT center is about is cleaning up the neighborhood where it’s at...to make it a nice place to be not a nice place to do illegal things.*



Therefore, Church members intend to begin with an area located between a main road and the “crack house” that is located across from the SPOTT center. A “park making day” is being planned that will, as one community member described it,

*clear at least half the trees to open up the neighborhood...make it less likely to be able to hide back there and do something you shouldn't.*

On the to-be-established day, community members are planning to show up with their chainsaws and go to work.

Another effort to “clean up” the area adjacent to the SPOTT Center has been unsuccessful at present. Community members are attempting to have the “crack house” residents evicted. A few community members have referred to an unsuccessful meeting last month that was attended by the landlord, the Sheriff, a representative from the Narcotics Division, and several interested community members. The Community does not plan to give up, however. Other community members have also suggested cleaning up additional areas of the community, “Getting rid of dilapidated, abandoned buildings where illegal activity often takes place.” Moncure/Haywood has several properties containing houses that have been through fires or have just fallen apart. According to one community member, they have been standing in their present condition for over twenty years (personal communication, January 15, 1999). Because people reportedly use these locations for drug use (and possibly other illegal activities), some community members hope that community drug activity will subside if these structures are torn down.

Individual efforts to ameliorate Moncure/Haywood’s drug use problem also exist. For example, one pastor is currently becoming certified in drug abuse counseling and has offered his services to anyone in need one night a week. Individual churches have also sponsored one-time

drug use education sessions for their youth in the past. In addition, individual church members have described inviting kids who are hanging out on the street to church services and “welcoming them with love.” One community member is also known to welcome children into his workplace and teaches them to play chess rather than leave them to walk the streets. Clearly, the serious nature of drug abuse is recognized, and community members have started to take action.

Interestingly, taken together, the church-organized programs and individual efforts incorporate several concepts identified by researchers as essential for effective drug use prevention. In essence, the most successful drug-use interventions include strategies that maximize “protective factors” and minimize risk factors associated with drug use. Established risk factors that predict drug use initiation include exposure to drug use and sales, genetics, gender, family dynamics, child self care, individual behavior and temperament, and peer influence. The community efforts that are previously described address exposure, family dynamics, child self care, and peer influence. Conversely, “protective factors” are believed to develop the resiliency required for an individual to overcome negative life circumstances, including resisting drug use. Child protective factors include a nurturing home, open communication with parents, positive parental support, teacher commitment to didactics, positive self-esteem, self-concept, self-control, assertiveness, social competence, academic achievement and regular church attendance. Several of these factors may be addressed in the future by programming offered by the Community Resource Center. Certainly, the fellowship and adult leadership offered at the SPROTT Center also contribute to protecting the youth that participate in these activities.

However, despite the current drug prevention efforts, Moncure/Haywood has

demonstrated a deficit in community competence. According to community members, the community lacks unity, leadership, and an effective communication network. All of these may impact the success of community efforts to eradicate the drug problem. By examining the current drug prevention efforts, church membership emerges as a unit of identity that seems to be empowered to address community issues. In fact, one resident explained that, “Community level decisions are often made in the Church,” and many residents affirmed that churches are a major source of strength. However, one resident captured another community sentiment with the statement, “As tight-knitted as the community is, there is no unity.” Several community members affirm that residents who are not affiliated with a church are disempowered in that, “there is nothing for you” (personal communication, March 20, 1999). In addition, historically, Moncure/Haywood residents have united only transiently in times of crisis and personal tragedy. One resident said, “[community members] come together like for the loss of a loved one...they come together for things like that.” However, when it comes to other issues, one church leader said, “The trend tends to be that the community will get together for one meeting then the next meeting the group dwindles down until ultimately there is no one participating.”

Despite the community’s history, many residents view drug use as the issue with the potential to unite the community. During an interview, one community member said, “the community as a whole is frustrated with the drug problem, almost frustrated enough to come together.” Another stated that, “People are ready to come together to get drugs out of this community. People are ready to take a stand.” Finally, another resident recognized that, “If we stay divided, we can’t make a change.” Unfortunately, unity requires leadership, something residents identified as lacking during the community meeting in March. One community member feels that the whole community wants something done about the drug problem, but they

don't want to be the ones to do it. It is interesting, however, that when people were asked in the interviews, "Who are the important people for getting things done?" several of the same people were perceived as "leaders."

Lack of an effective, community-wide communication network is another issue that affects community competence and will influence Moncure/Haywood's ability to eliminate the drug problem. The American Academy of Pediatrics Committee on Substance Abuse recommends that community members be knowledgeable about available community drug treatment resources (Belcher, 1998). However, word of mouth is the current venue in Moncure/Haywood. For example, organizers feel that many children don't know about the SPROTT center activities and that the majority of children who do participate come from outside Moncure/Haywood. One resident has developed an online address for communication. However, Moncure/Haywood is a largely rural, low-income community with a significant elderly population. Therefore, computer access and skills are not ubiquitous.

Finally, despite the grass roots efforts, community members feel powerless to address the drug problem in formal ways because local law enforcement does not seem to be effective. Many express frustration about knowing where the drugs are and who the people are but not being able to do anything about it. One community member who lives in a drug dense area said that, "Police come every once in a while, but [the drug users] run away and just come right back." In addition, another community member reported that, "A lot of kids walk the road...steal. They know they'll get away with it." Many have noticed an increase in crime since the increase in drug use, especially in Haywood. In general, the community feels a need for improved police protection. Recently, a deputy has been stationed in the SPROTT center. Hopefully, a more consistent police presence will make a difference in the future.



## RECREATION

Lack of recreation is a serious issue for many community members. One community member said,

*[We need a] community center to house meetings, events for elderly and youth [a recreation center] ...something to bring the entire community together.*

While recreation is an issue that affects all age groups, many residents expressed greatest concern about the lack of recreation for young people. One community member stated, “the young people need somewhere to go...a playground with a basketball court,” and another said, “I’d love to see recreation for young people, parks.” Fortunately, non-community members also recognize that recreation is a priority for Moncure/Haywood. One service provider acknowledged that, “the greatest need is more access to recreation.”

Currently, community members must travel outside Moncure/Haywood to access recreation resources. One community member reported that, “[There is] nothing for the children to do. The recreation that they have is in Pittsboro.” Other community members expressed similar thoughts such as having to travel 12 miles to play golf and having to go to Lee County (Sanford) to go the movies or to access a swimming pool. The Sprott center is one of the few recreational resources located in Moncure/Haywood. A community member reported that,

*The Sprott Center administers and coordinates youth activities with churches in the area. We open [the Sprott Center] up to kids in the neighborhood for games and learning.*

Although the Sprott Center seems to be well known in the community and was mentioned by numerous residents during interviews, a concern was expressed at the community forum that the center is under-utilized by Moncure/Haywood youth. One community member said, “There are droves of kids coming in, but the kids are not local.” This suggests that finding ways to increase use of and access to the Sprott Center by local youth is needed.

Interestingly, many community members see increasing Moncure/Haywood's recreational opportunities as a solution to the drug and crime problems. One community member said,

*If the majority had something to do, (sports, recreation center, etc.), it would be better. If you have a lot of idle time, you are going to get in trouble.*

Another community member stated that,

*It's not so much crime...it's that kids need to be involved in a boy's club or a girl's club or YMCA...give them something to do.*

Having more access to recreation and more activities available for young people to participate in may possibly decrease problem behaviors of youth in the community. However, recreation activities require adult/parental involvement, and community members have expressed concern about the lack of adult volunteers to help with youth recreation. “[We] need more recreation, more adult leaders to participate in recreation.”

One implication of the lack of recreation in Moncure/Haywood is that residents must travel outside the community and, in certain cases, outside Chatham County to access facilities. Therefore, many people, especially young people, who do not have access to transportation will be unable to utilize them. In addition, many community members have identified the lack of recreation for youth as a major contributor to Moncure/Haywood's current drug problem. Therefore, a need has been demonstrated for increased local recreational opportunities.

## **HEALTH AND ENVIRONMENT**

Qualitative data collection revealed that health and the environment pose special

concerns for Moncure/Haywood. According to interviews with community members, most residents perceive Moncure/Haywood as a healthy community. However, the community meeting held in March 1999 revealed that environmental issues are currently affecting the quality of life and will affect the future of the community.

The number of health services available to Moncure/Haywood is an asset. Although quantitative data found that Chatham County has a shortage of medical and dental providers, there are many services available to Moncure/Haywood. According to a service provider, these services include a mobile health unit for children ages 0 to 5 that serves as “health department on wheels” as well as a home health agency, hospice care, county health department clinic, and a council on aging. According to service providers, Moncure/Haywood community members under-utilize many of these services. In addition, service organizations experience barriers in accessing community members, and providers have difficulty “trying to find out where to reach [Moncure/Haywood community members].”

One of the biggest assets to the community is the Moncure Health Center. Health and dental services are provided based on income, and, according to residents, many community members utilize the center. Services include comprehensive adult and pediatric care. In addition, the clinic also provides nutritional services, bilingual services, and transportation to UNC Hospitals when more specialized care is warranted (personal communication, January 15, 1999). Because many people from neighboring communities are now using the Moncure Health Center, Moncure/Haywood residents are not accessing these resources as readily. The health center caters to low-income individuals and attracts many for healthcare. As one community member said, “a lot of people who utilize the health clinic are people coming in from other communities...” Residents often endure long waits before seeing health personnel and often can



not see the same doctor (personal communication, 2/13/99). Because of these concerns, many residents no longer go to the health clinic and choose to see doctors in Sanford, Pittsboro, Raleigh or Chapel Hill.

One community member attributes the overall health of Moncure/Haywood to, “being out in the open,” (in the country). Community members suffer from illnesses typical of an older population including cancer, hypertension and heart disease. “Because it is a lower income [community] with more elderly, there may be more health problems because of the characteristics of these groups” (personal communication, February 13, 1999). Most residents also felt that community members seek health care when necessary. Residents interviewed who felt the community is unhealthy referred to the drug problem or environmental issues.

A few community members expressed concern for the environment including air quality and water/sewage issues. One community member said, “I can’t say that it’s a healthy community because all the pollutants factories are putting out.” Air quality issues that emerged during interviews primarily focused on the community’s proximity to local industries. Another community member shared the same concern; “we don’t know what we are breathing.” Although community members are concerned with the air quality, no data could be obtained regarding industrial emissions. Approximately six major industries are located within a three-mile radius of the Moncure/Haywood community.

Water supply also poses a concern for residents. In the early 1970s Chatham County implemented a water system in Moncure/Haywood. Community residents feel that the existing system needs to be expanded in order to accommodate future growth and the current residents who remain on inadequate well systems. Water sources for Chatham County townships include Jordan Lake, the Haw River and the Rocky River (North Carolina Statistical Abstract, 1998).

Although water is a concern for community members, lack of a sewage system is a greater environmental concern for residents.

Chatham County's current wastewater treatment facilities are located in Pittsboro and Siler City, and several large companies have privately operated treatment plants (North Carolina Statistical Abstract). According to interviews and discussions at the community meeting, residents hope that a sewage treatment system will be established in the community. In Chatham County, 3.4% of homes still have outhouses, including homes in the Moncure/Haywood community (Stohler, 1996). At the Moncure/Haywood Community Meeting, residents discussed possible strategies to go about acquiring a sewage system. Ideas included soliciting help from the local government and applying for state and federal grants.

Lack of a sewage system impedes development in the Moncure/Haywood community. One community member expressed, "If we had sewer around here, we would have growth." Some residents feel that having a community sewage system would attract more housing development and commercial businesses given the amount of growth Chatham County is currently experiencing. Community members feel that a sewage system is necessary for growth because much of the land in the community would not perk. As a result, homebuilders are forced to build on 10 or more acre lots. This may discourage community growth. A community sewage system would also replace many failing septic systems on residents' properties. The nature of the land in Moncure/Haywood makes individual septic systems short-lived. Therefore, in order to repair tanks, new septic fields must be constructed. This is very expensive for homeowners and many are discouraged from moving into the community.

Community residents speculated on how to acquire a sewage system for Moncure/Haywood at the community meeting. Residents acknowledged that the process would

be costly for the county, but they felt a countywide sewage system would be the most economical in the long run. One community member said, “We need to lobby our commissioners to get a feasibility study or something going.” Community members also want the county to set up a bond referendum for a countywide sewage system to determine how voters feel about the issue. One resident feels that it is time, “to get on [county commissioners’] case,” about the water and sewage issues.

Rather than relying on county government, one community member suggested that the community apply for federal grants for a community-wide sewage system. Communities may apply for federal grants to implement water and sewage plants. However, residents acknowledge that this would require the community to be a legal body. One community member stated, “One maybe possible solution could be to develop government entity that could seek grants—something like incorporation.”

Incorporation could assist community members in acquiring grants, but, currently, without incorporation, the county commissioners would have to apply for state or federal grants. Verla Insko, a state representative, was present at the Moncure/Haywood Community meeting. She explained that state level grants could provide loans and grants for small communities to implement sewage systems and that this may be a starting place. Community members agreed that it would be best to first establish a, “fact-finding committee to find out what the options are.”

In conclusion, environmental issues have emerged as a larger community concern as compared to specific health issues. In addition, service providers report that health resources are underutilized and that steps need to be taken in order to reach the residents with the greatest need. Finally, addressing water and sewer issues may pose a greater challenge to the

community. While there are several resources within Chatham County, the community will have to use its own capacities to rally to be a force for change.

## CONCLUSIONS

The community diagnosis process that has produced this document included two overlapping phases of information gathering, secondary data collection and primary data collection. Each offers a slightly different perspective on the strengths and weaknesses of Moncure/Haywood. However, both are essential to gain a broad understanding of who lives in the community and how the community may organize itself in the future and may focus its efforts on priorities for improving the overall quality of life. Therefore, significant findings from each portion must be integrated.

Secondary data provided an initial picture of Moncure/Haywood as a small, rural, low-income population with low educational attainment bordered by several industries that are using the community's wide array of natural resources. Further investigation revealed that the population of 982 residents is biracial and that it contains equal proportions of races (African-American and White) and gender. In addition, there is a significant number of younger adults and elderly persons, 55% of community members are between 25 and 65 years old. The largest proportion of residents has attained a high school education or its equivalent. However, statistics revealed that no residents have attained graduate level education. In fact, many residents are employed in local industrial plants, and all those able to be in the work force are employed. Despite virtually no unemployment, the median family income is \$4,000 less than that for Chatham County. This may be a reflection of the community's overall educational attainment. Furthermore, Moncure/Haywood Elementary School students score lower than Chatham County students in reading, math, and writing. Therefore, means of improving education deserve emphasis.

Health statistics revealed that motor vehicle accidents (MVAs) and homicides are leading

causes of death among Chatham County's 20-39 year-olds while cancer claims more lives of those ages 40-64 followed by heart disease, cerebrovascular disease (CVD), Diabetes Mellitus (DM), liver disease and accidental injuries including MVAs. Furthermore, Chatham County's mortality rates for heart disease, cancer, CVD, end-stage lung disease, and DM all exceed North Carolina statistics. The risk factors for these diseases are an appropriate focus for future health prevention efforts along with special attention to breast cancer screening, sexually transmitted disease (STD) prevention, and Lyme disease prevention. Substance abuse warrants special attention as well. The statistics that quantify alcohol-related car accidents and alcohol-related injuries are strikingly high. In addition, the large proportion of Drug Law Violations committed by juveniles is concerning. Finally, there are an impressive number of health resources in neighboring communities and counties. However, barriers to health care access relevant to Moncure/Haywood residents need to be addressed if community health is to be improved.

Secondary data provided much information. However, the primary data gave life to these statistics. Notably, community members were not as concerned with traditional, categorical health problems as they were with the community's social and environmental health. In addition, most community members are focused on the issues affecting community development and the community's youth population.

Moncure/Haywood residents describe a community with a strong social network and a long history. Many residents have lived there for most or all of their lives. This social cohesion is strengthened by active church membership. In fact, the church pastors and several prominent church members are the primary sources of leadership in this community, which remains unincorporated and without an active town council. As a result, the church is the unit of identity that is most empowered to organize for desired community change.

However, to date, community organization has been largely reactive to crises and individual tragedies. While this is a testament to the sense of social support within the community, when the community *has* come together over a community issue such as incorporation, initial participation is strong but characteristically dwindles as time passes. Community members cite the lack of community leaders and the absence of regular community-wide meetings as potential explanations. A group of community members has also noted the absence of a common channel for community-wide communication and has attempted to get Moncure/Haywood “online.” Currently, the majority of community members find out information by word of mouth, through Sunday church announcements and church bulletins, and possibly from fliers posted in central locations such as Ray’s Supermarket and the Pea Ridge Grill.

The idea of incorporation has come up multiple times throughout Moncure/Haywood’s history. It seems that without a legal body or active town council, the community will continue to feel as if its voice is not heard, and it may not receive the funding necessary to hire more teachers or to staff an after-school program. Some look to community growth as a way to acquire basic amenities including a Laundromat, a car wash, and a local supermarket. However, such development requires that businesses and industries move into the area, not just more residents as is currently happening in the community’s trailer parks. Without an increased tax base, already strained services such as water and sewage treatment, education, and health care will become overburdened. Furthermore, the current water and sewage treatment system cannot support further industrial growth. Therefore, the debate over incorporation may resurface in the near future.

One community interest that seems to be unanimous is the desire to focus on the needs of

its youth. Lack of recreation, poor quality education, and drug abuse are three concerns that community members share. The Ministerial Alliance and Liberty Chapel United Church of Christ have begun to institute programming that support Moncure/Haywood's youth in these areas. However, it is recognized within the community that more needs to be done. Many view the drug abuse problem as the potential catalyst for current and future community organization.

The primary data and secondary data are congruent in revealing the need for improvements in education and certain health issues such as substance abuse. Primary data, however, revealed community priorities, the resources community members are aware of, and the community's ability to use available resources and further its own interests. The Moncure/Haywood community is a strong social network that has the ability to recognize important issues and has many of the resources (including leadership) that contribute to community capacity. By concentrating on cleaning up the community and furthering community programming for the youth population, community members may experience a sense of community competence that will catalyze community organizing for other issues, including some health issues raised by the secondary data that the community has not recognized as a priority.



## REFERENCES

Belcher, Harolyn and Harold Shinitzky. (1998). Substance Abuse in Children: Prediction, Protection, and Prevention. *Archives of Pediatrics and Adolescent Medicine*, 152, 952-960.

Catalano, R., & Satariano, W. (1998). Unemployment and the likelihood of detecting early-stage breast cancer. *American Journal of Public Health*, 88, 586-589.

Chatham Counseling Center. *Here to help you...* [brochure]. Siler City, Chatham Counseling Center.

Chatham County Health Department. *Working towards a healthier community.* [brochure]. Pittsboro, Chatham County Health Department.

Chatham County Improvement Project. (1997). The Health of Chatham County, 1996-1997. Pittsboro, NC.

Chatham County Industrial Directory [on-line], November 16, 1998. Available: <http://co.chatham.nc.us/busind/industry.html>.

Chatham County, North Carolina Statistical Abstract. pp 4-16. (1998). Pittsboro, NC: Chatham County Economic Development Commission.

Chatham Outreach Alliance. *CORA*. [brochure]. Pittsboro, Chatham Outreach Alliance.

Family Resource Center. *Climb aboard Chatham County's mobile health unit.* [brochure]. Siler City, Family Resource Center.

Foster, H.W. (1997). The enigma of low birth weight and race (editorial). *The New England Journal of Medicine*, 337, 1232.

Goodman, R.M., Speers, M.A., McLeroy, Fawcett, S., Kegler, M., Parker, E., Smith, S.R., Sterling, T., & Wallerstein, N. (1998). Identifying and Defining the Dimensions of Community Capacity to Provide a Basis for Measurement. *Health Education and Behavior*. 25 (3):258-278.

Hadley, W.H., Jr. (1980). The Story of the Cape Fear and Deep River Navigation Company, 1849-1873. Pittsboro, NC: The Chatham County Historical Society.

Hadley, W.H., Horton, D.G., & Strowd, N.C. (1976). Chatham County, 1771-1971, (2<sup>nd</sup> edition). Durham, NC: Moore Publishing Company.

Henderson, Charles. (1996). Race: a powerful predictor of health-related outcomes. *Cancer Weekly Plus*, 2, 15.

Kaplan, G.A., Pamuk, E.R., Lynch, J.W., Cohen, R.D., & J.D. Balfour. (1996). Inequity in Income and Mortality in the United States: Analysis of Mortality and Potential Pathways. *British Medical Journal*, 312, 999-1003.

Kawachi, I., Kennedy, B.P., Lochner, K., & Deborah Prothrow-Stith. (1997). Social capital, income inequality, and mortality. *American Journal of Public Health*, 87, 1491-1498.

LINC (Log Into North Carolina). [online database]. Version 3.0. North Carolina Office of State Budget and Management. Raleigh, North Carolina. NC State Data Center, 1988-1996.

McKnight, J.L., & Pretzman, J.P. (1988). Mapping Community Capacity. In M. Minkler (Eds.), *Community Organizing & Community Building for Health* (p. 157-172). New Brunswick, New Jersey: Rutgers University Press.

Mosby's Medical, Nursing, and Allied Health Dictionary. (1994). Mosby-Year Book, Inc.

North Carolina Business Directory, The Ultimate Sales and Credit Tool. (1998). Omaha, Nebraska: American Business Directories.

North Carolina Center for Health Statistics (1998). Data File Documentation, North Carolina Pocket Guide, 1994, North Carolina Center for Health Statistics, Raleigh, NC.

North Carolina Center for Health Statistics (1988). Data file Documentation, African-American Health Status is Improving, but Disparities Persist, July, 1998, Office of Minority Health and State Center for Health Statistics, Raleigh, NC.

North Carolina Department of Justice. (1998). Crime in North Carolina 1997; uniform crime report. Raleigh, NC: State Bureau of Investigation.

North Carolina General Assembly Act. An Act to Incorporate the Town of Haywood in Chatham County, Chapter 170 Private Laws of 1905 (1905).

North Carolina General Assembly Act. An Act to Incorporate the Town of Moncure in Chatham County, Chapter 647 Private Laws of 1905 (1905).

North Carolina General Assembly Act. An Act to Repeal Chapter 647, Public Laws 1905, Incorporating the Town of Moncure, Chatham County, Chapter 142 Private Laws of 1935 (1935).

Price, J. (1998, October 28). Forum lets Chatham candidates address range of topics. The News and Observer.

Price, J. (1997, September 20). Steel mill wouldn't upset folks in Moncure. The News and Observer.

Roth, J, Hentrickson, J., Schilling, M., & Stowell, D. (1998). The risk of teen mothers having low birth weight babies: implications of recent medical research for school health personnel. *Journal of School Health*, 68:7, 271-275.

Schools of North Carolina, State Board of Education, Department of Instruction. State Report Card: Growth and Performance of North Carolina Schools and School Systems. 1996-97. A Report Card for the ABC's of Public Education.

Smith, G.D., Wentworth, D., Neaton, J.D., Stamler, R., & Jerimiah Stamler. (1996). Socioeconomic differentials in mortality risk among men screened for the multiple risk factor intervention trial: I. White men. *American Journal of Public Health*, 86, 497-504.

State Center for Health and Environmental Statistics. (1995). County Health Data Book. Raleigh, NC: North Carolina Department of Environment, Health, and Natural Resources.

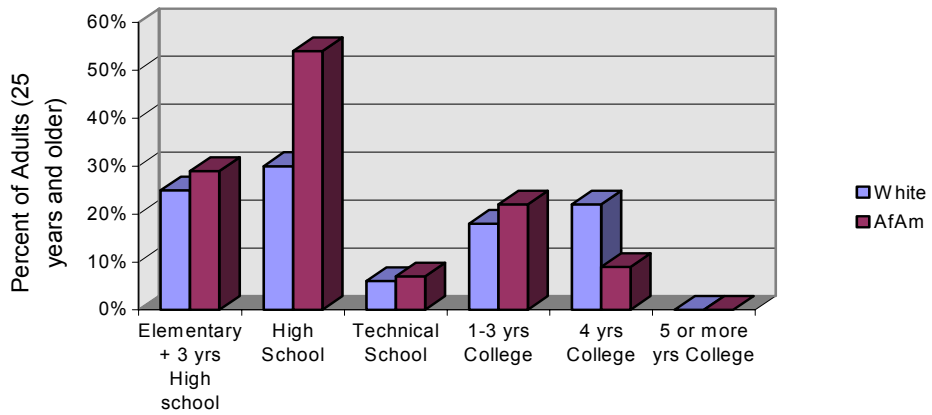
Stohler, Jacob. (September 3, 1996). Outhouses left out of state's progress. The News and Observer.

Taylor, J. (1998). Is health affected by income? *Economic Review* (UK), 16:2, 2.

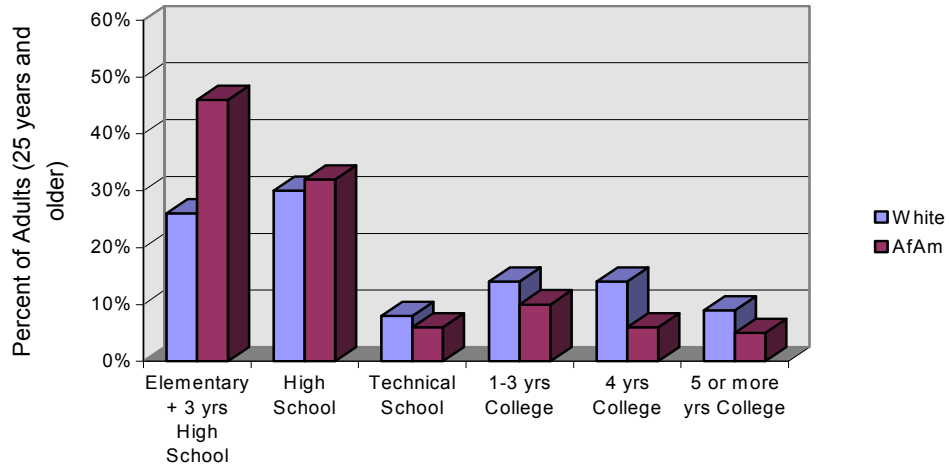
U.S. Bureau of the Census. (1990) Census of Population and Housing 1990. [machine-readable data files]. Washington DC: The Bureau.

## **APPENDIX A: SECONDARY DATA FIGURES**

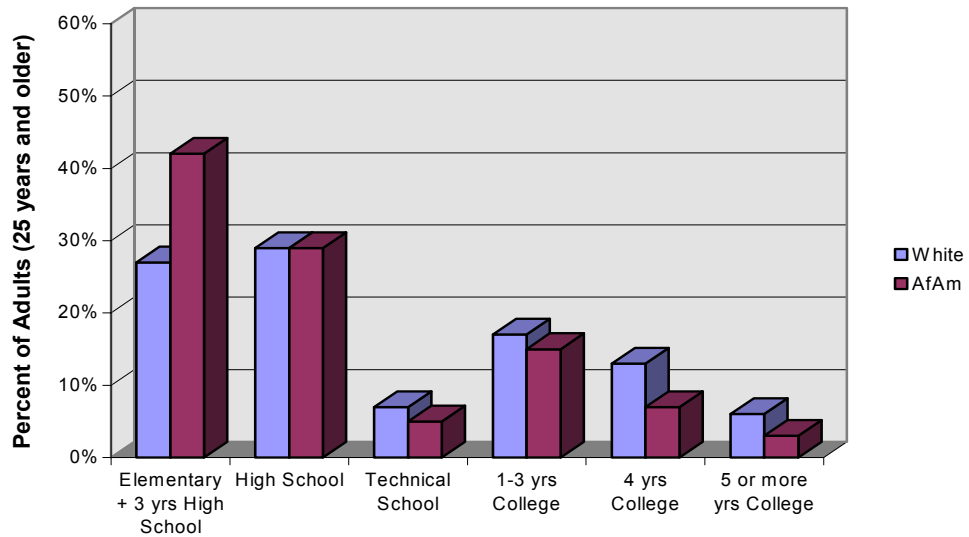
**A) MONCURE/HAYWOOD EDUCATION ATTAINMENT BY RACE**



**B) CHATHAM COUNTY EDUCATION ATTAINMENT BY RACE**

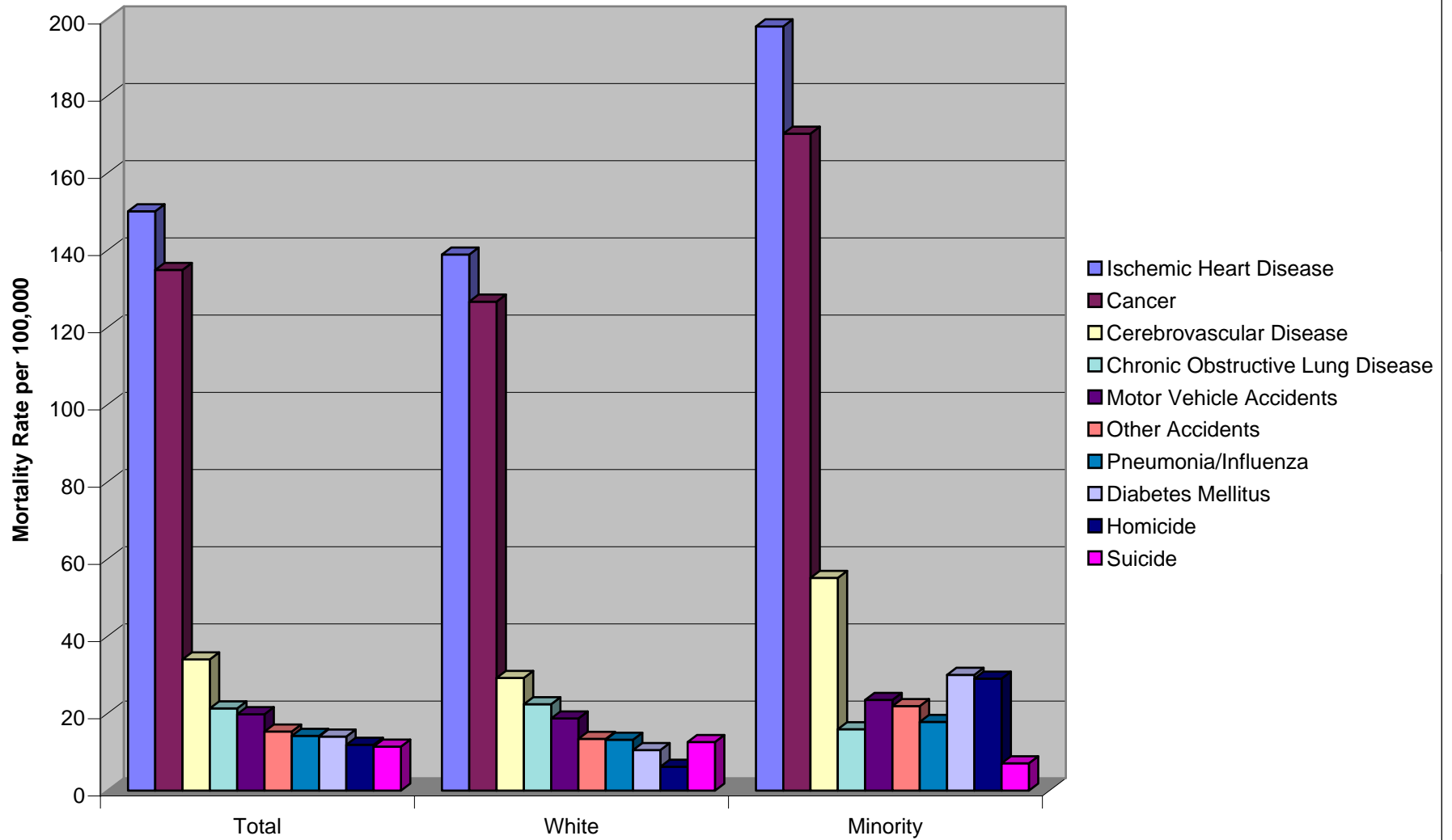


**C) NORTH CAROLINA EDUCATION ATTAINMENT BY RACE**



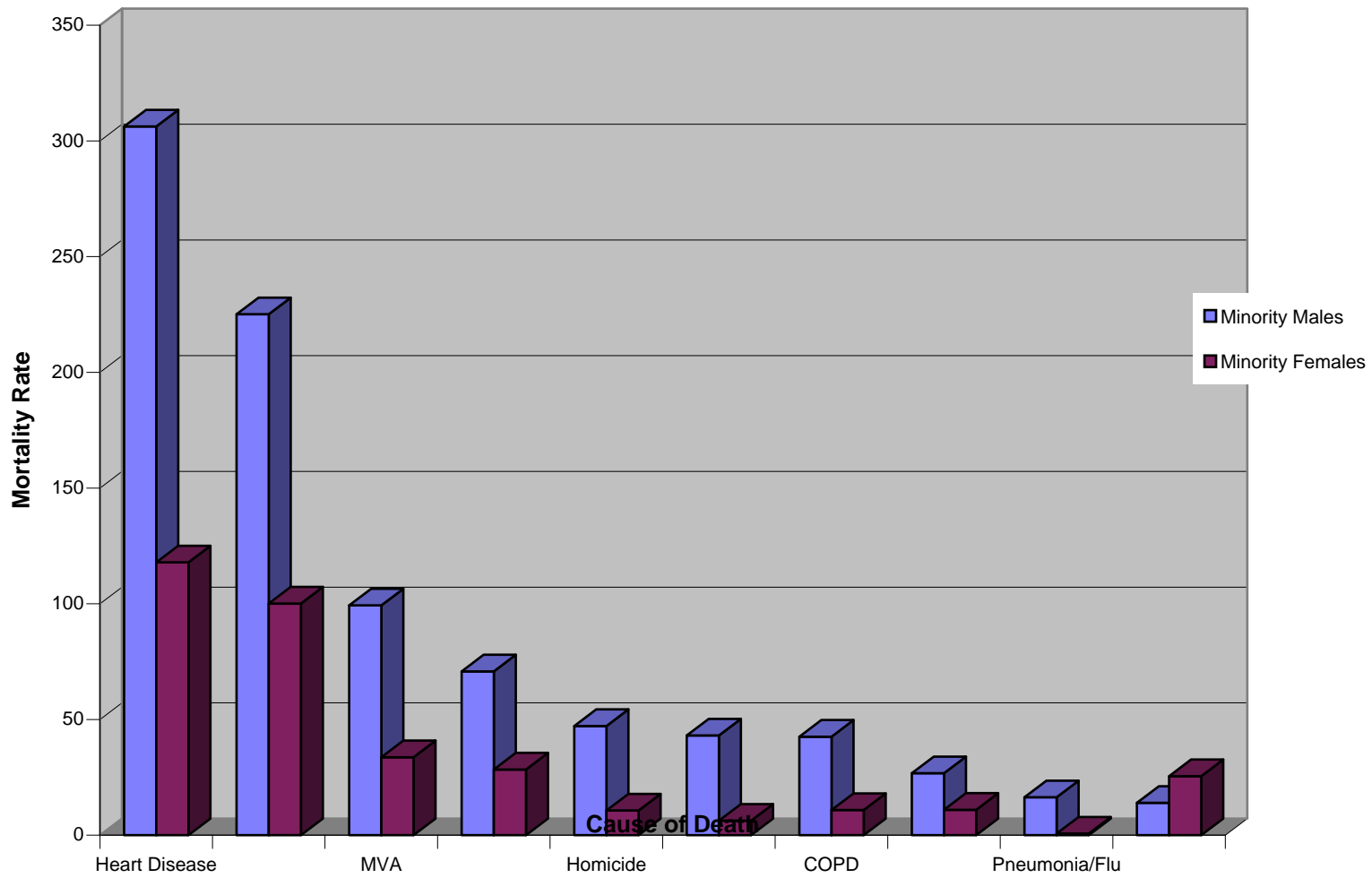
Source: U.S. Bureau of the Census, 1990

**FIGURE 4: LEADING CAUSES OF DEATH FOR NORTH CAROLINA, 1991-95**



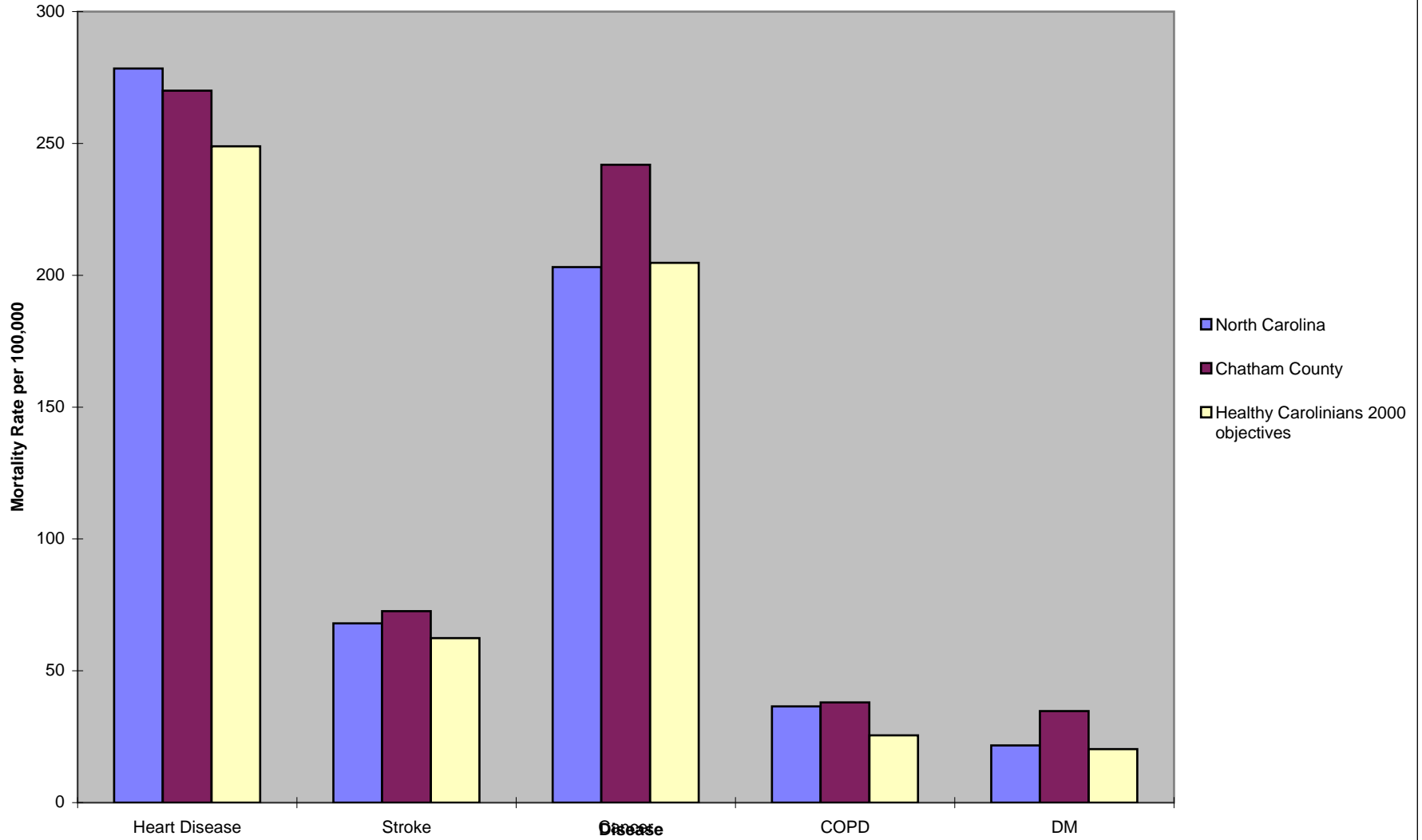
Source: County Health Data Book, 1997

**FIGURE 5: RACE-SEX SPECIFIC AGE-ADJUSTED DEATH RATES FOR CHATHAM COUNTY PER 100,000 POPULATION, 1989-1993**



**Source: County Health Data Book, 1997**

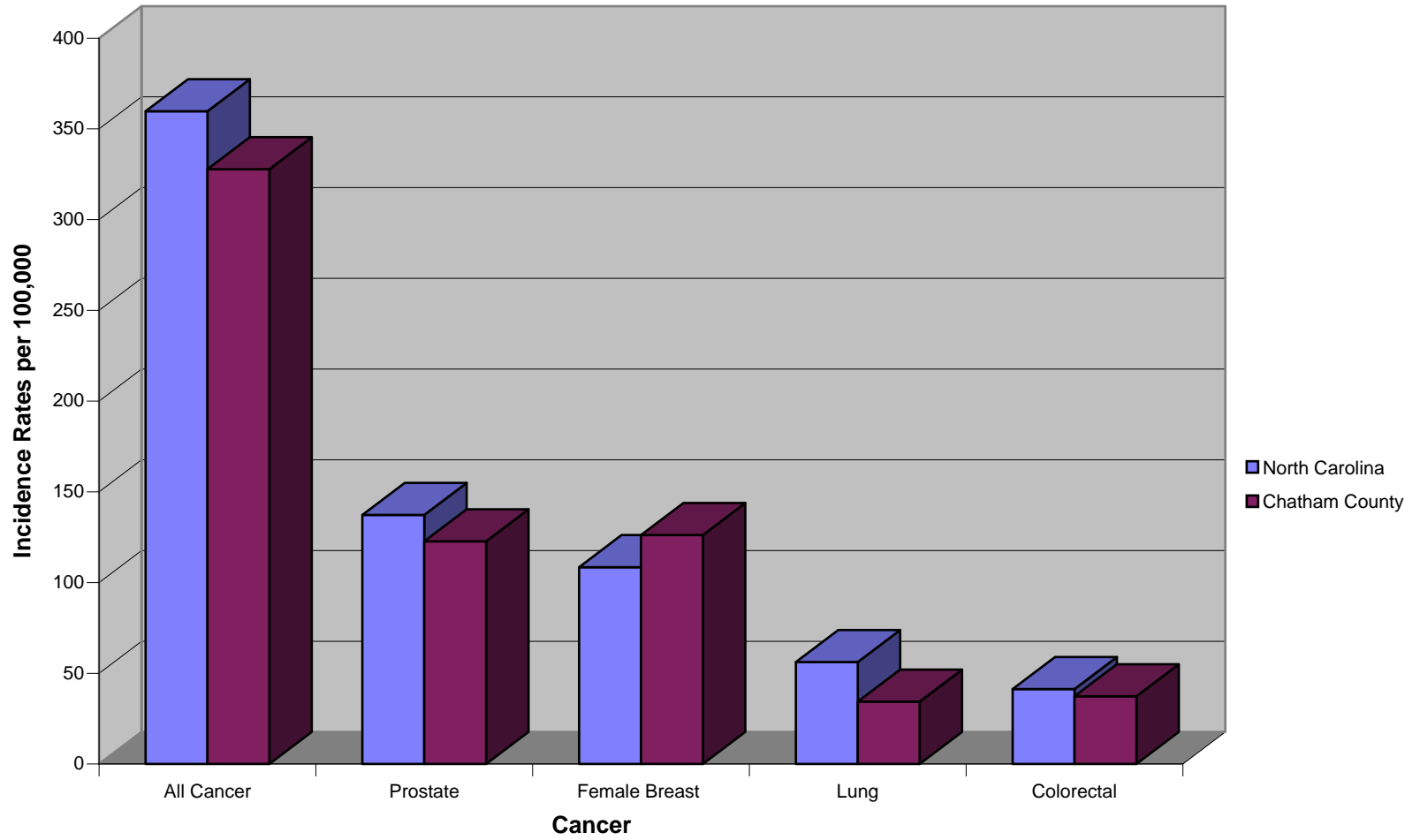
**FIGURE 6: DEATH RATES BY DISEASE FOR CHATHAM COUNTY AND NORTH CAROLINA , 1991-1993, COMPARED TO HEALTHY CAROLINIANS 2000 OBJECTIVES**



**Source: County Health Data Book, 1997**

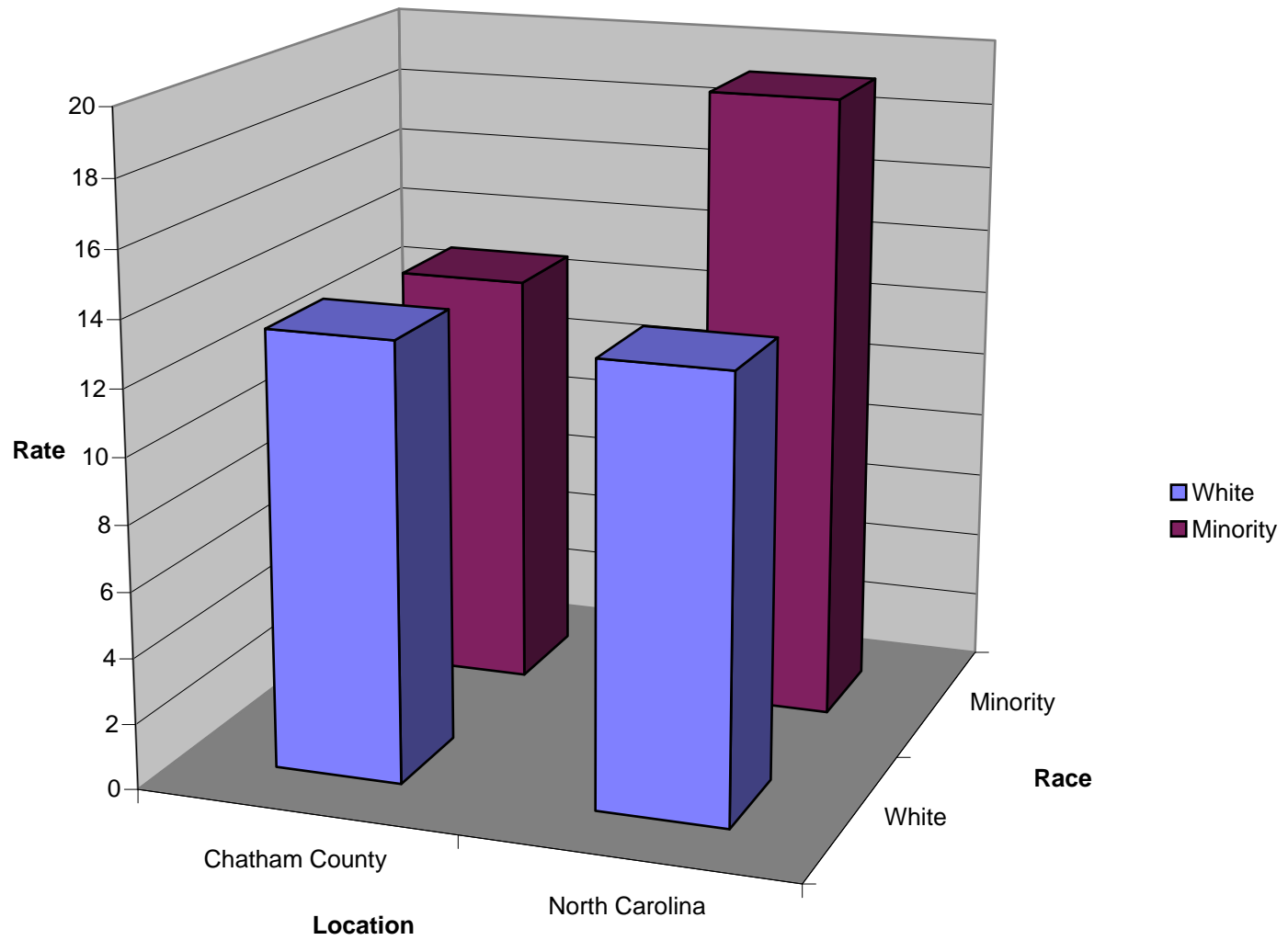


**FIGURE 7: AGE-ADJUSTED CANCER INCIDENCE RATES FOR CHATHAM COUNTY AND NORTH CAROLINA, 1991-1993**



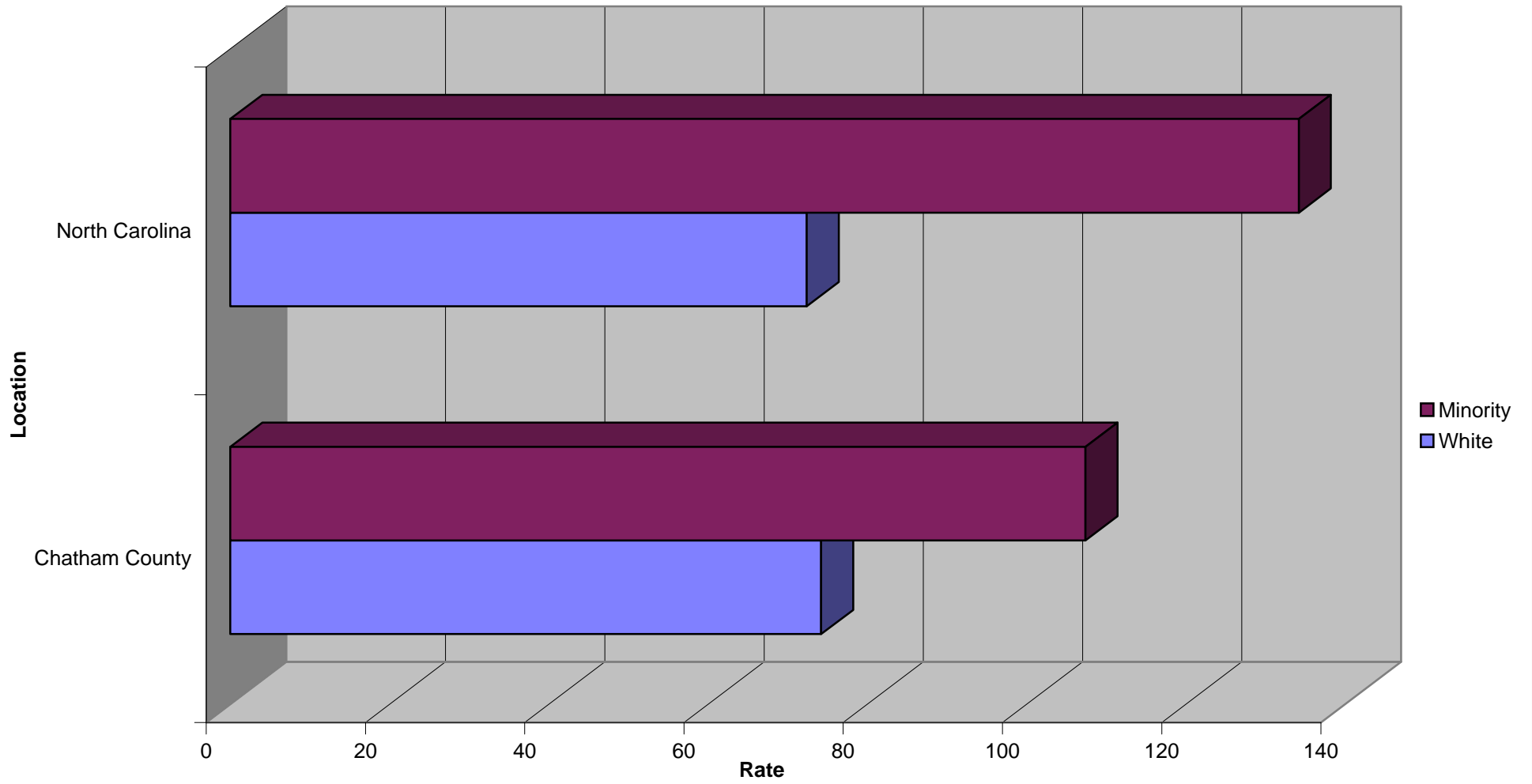
Source: LINC, 1998

**FIGURE 8: LIVE BIRTH WEIGHT RATES PER 1,000 POPULATION, 1991-1995**



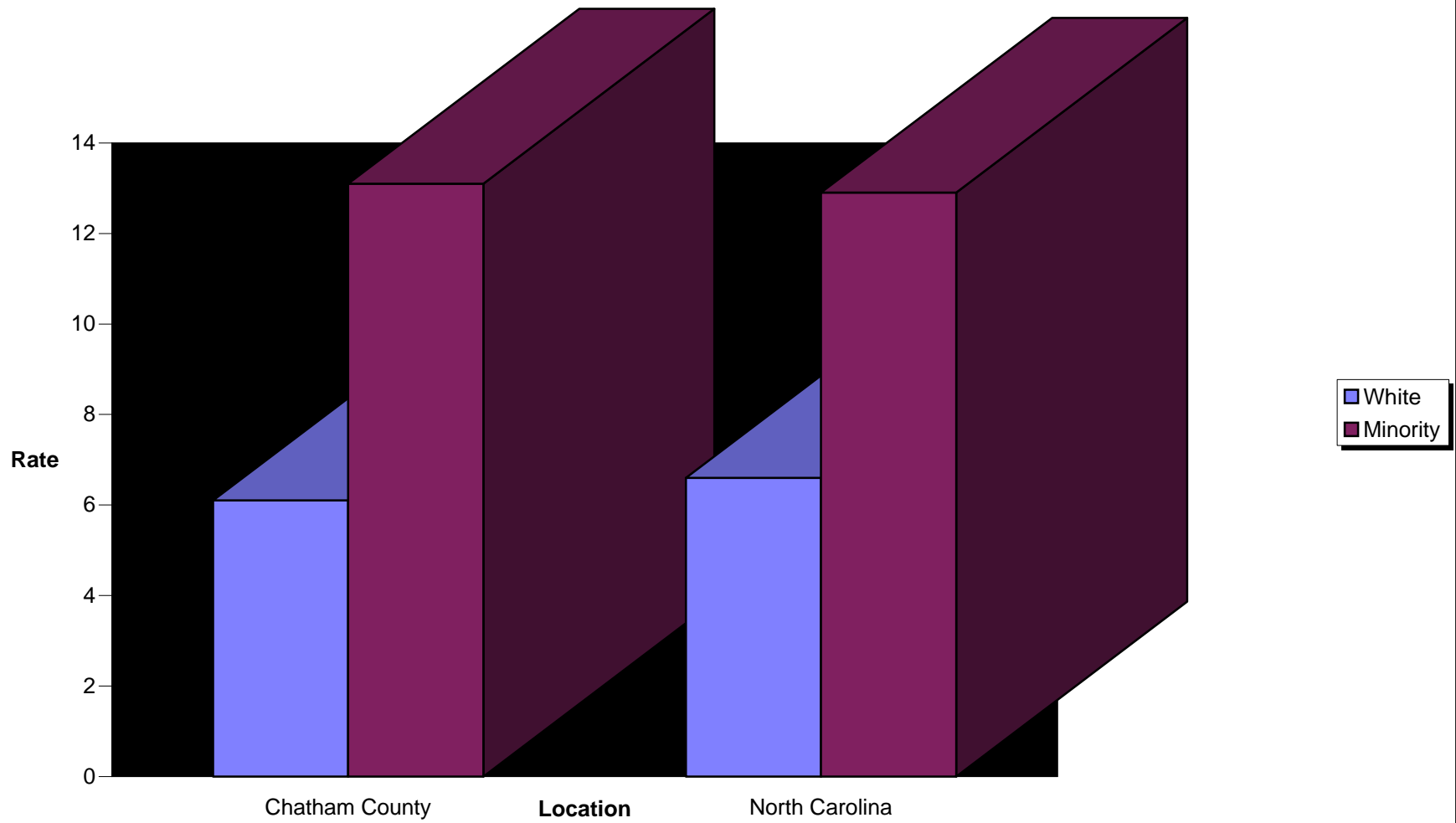
Source: County Health Data Book, 1997

**FIGURE 9: TEEN PREGNANCY RATE BY RACE PER 1,000 POPULATION, 1995**



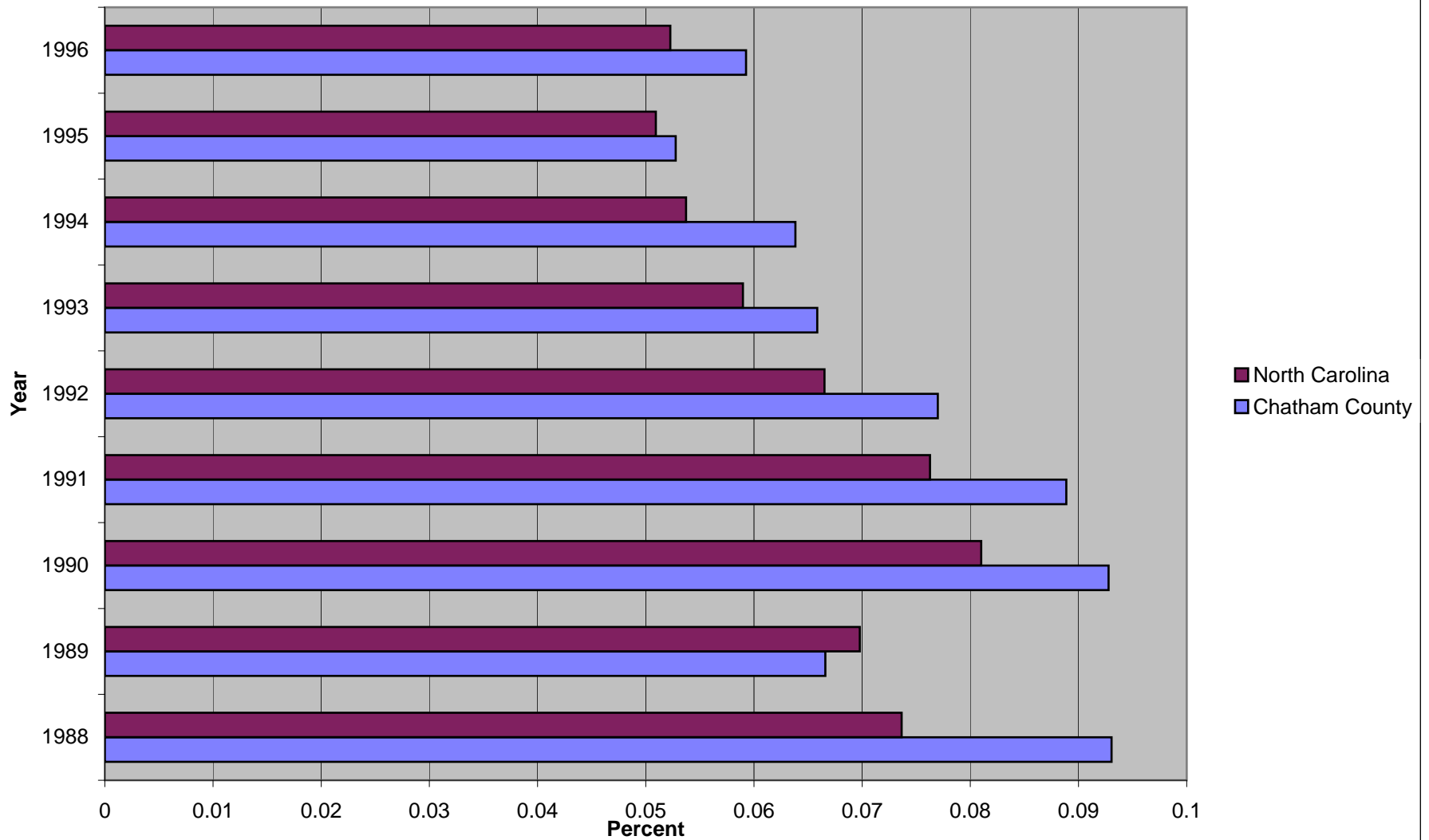
Source: County Health Data Book, 1997

**FIGURE 10: PERCENT LOW BIRTH WEIGHT BY RACE, 1991-1995**



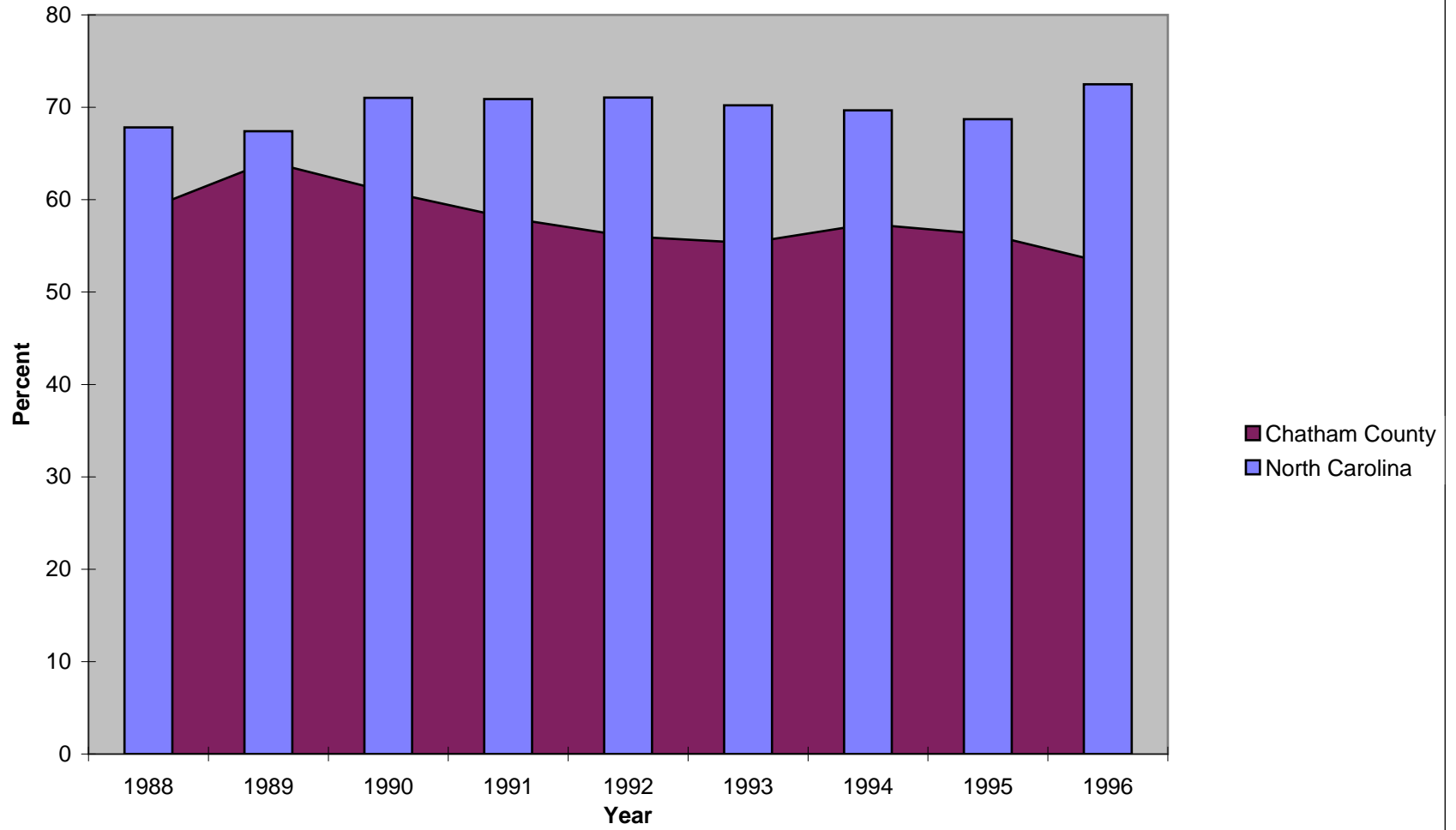
Source: County Health Data Book, 1997

**FIGURE 11: DRUG AND ALCOHOL RELATED TRAFFIC ACCIDENTS: PERCENTAGES OF TOTAL TRAFFIC ACCIDENTS**



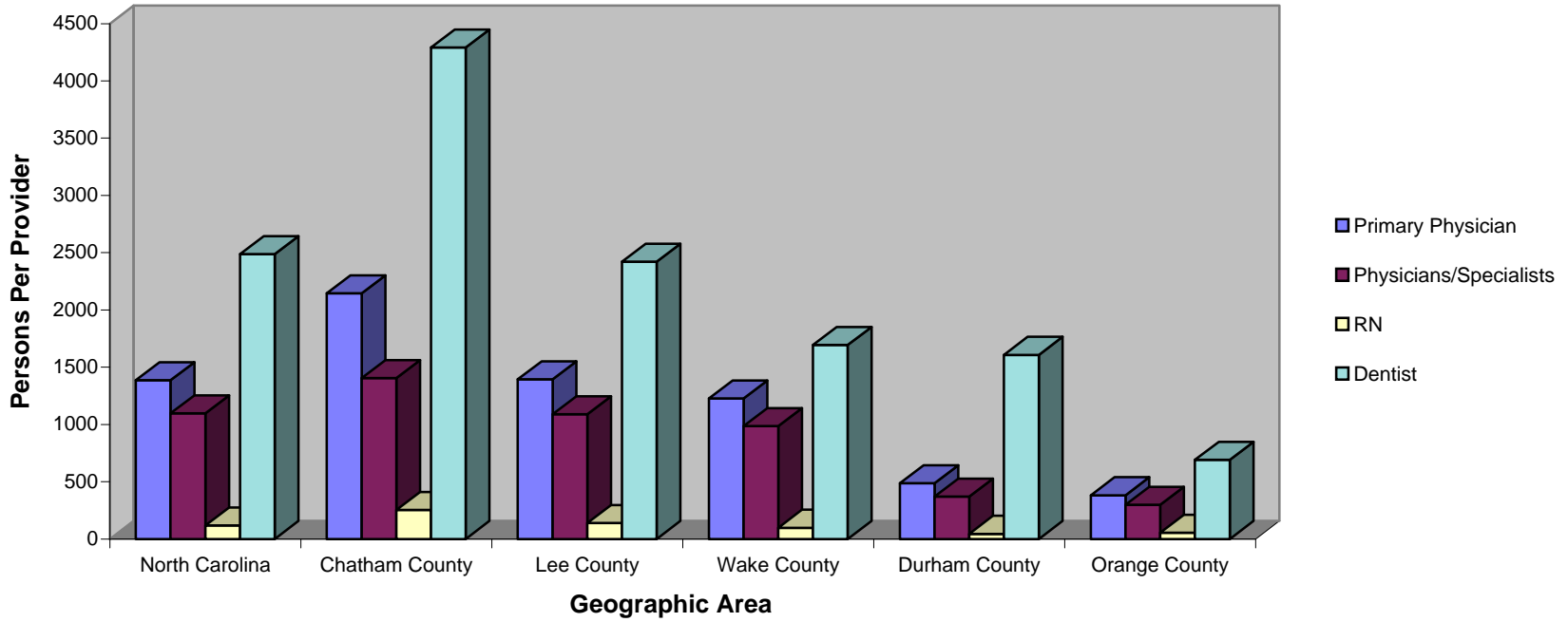
Source: LINC, 1998

**FIGURE 12: INJURED TRAFFIC ACCIDENTS: PERCENTAGE OF TOTAL TRAFFIC ACCIDENTS**



Source: LINC, 1998

**FIGURE 13: PERSONS PER PROVIDER IN CHATHAM COUNTY COMPARED TO NORTH CAROLINA AND SELECTED COUNTIES, 1995**



Source: County Health Data Book, 1997

**APPENDIX B: MONCURE/HAYWOOD MAP**



## APPENDIX C: INTERVIEW GUIDE

### RESEARCH PROTOCOL INFORMATION

---

#### A. Purpose and rationale:

The purpose of this research project is to understand the strengths and weaknesses of, and to help identify future directions for, the Moncure/Haywood community in Chatham County, NC. Community leaders, community members, and those who provide services to the community will be interviewed to obtain information. Results of the interviews will then be summarized and made available to community members.

#### B. Description of human subjects:

The human subjects for this study include the community leaders and members of the Moncure/Haywood community in Chatham County, NC. Only members of this community and those who provide services to the community will be asked to participate in the study. Only individuals who are over 18 years of age who agree to participate will be interviewed. Sex are not relevant factors in selecting participants.

#### C. Methods of recruitment:

Community leaders and service providers to the community will be contacted about their availability and interest to participate in this study. Other community members will be identified by community leaders and service providers. Once identified, subjects will be contacted to request an interview. Kevin Harrell, Shelly Harris, Katie McIntire, and Dawn Rogers will recruit interviewees. It is anticipated that a total of about 25 community leaders and members and about 15 service providers will be contacted for interviews.

#### D. Research Protocol:

Community leaders and service providers will be asked similar, yet slightly different questions during the interviews (please refer to attached protocols). Kevin Harrell, Shelly Harris, Katie McIntire, and Dawn Rogers, and will conduct interviews. Responses will be kept confidential and interviewees will remain anonymous; however general identifiers such as age, sex, race and number of years residing in the Moncure/Haywood community may be used when summarizing data.

#### E. Compensation and costs:

Interviewees will not be compensated nor given inducements for their participation. The only costs to participants will be the time spent in interviews. These interviews are expected to last 30-40 minutes.

F. Risks to subjects:

Physical, psychological, and social risks should be negligible. Interviews will focus primarily on the strengths, weaknesses, and directions for development of the Moncure/Haywood community. Results will be summarized and made available to the community leaders, members, and service providers.

G. Confidentiality of data:

Names and personal identifiers of all persons contacted for interviews will be kept confidential. A description of the person will be provided instead (i.e. white, middle-aged female, has resided in community for 10 years) in preparing the document. However, if a service provider does not care to remain anonymous and grants permission for use of his or her name, researchers may choose to use these names. Regardless, all community members will remain anonymous.

Audio taping is preferred for all interviews. Permission will be secured from the interviewee prior to taping. Cassette tapes will be recycled or destroyed after their use for this class is complete.

H. Benefits:

A written summary of the strengths and weaknesses of, and suggested future directions for the Moncure/Haywood community will be made available to the community leaders, community members, and service providers.

I. Procedures for obtaining informed consent:

The consent form will be read aloud to each participant, who will then be asked if they have any questions. After making certain questions all have been answered, researchers will proceed to ask interview questions. Permission for audio taping will also be secured prior to taping.

J. Public release of data:

Researchers do not plan to release collected data. The purpose of this project is to fulfill course requirements for HBHE 240 and 241: Community Diagnosis. Data obtained from these interviews may also be used in HBHE 172: Program Planning.

## Community Member Interview Guide

### 1. Opening

*Thank you* for taking the time to meet with me/us. We recognize that your time is valuable and we appreciate your participation.

We are *graduate students from UNC School of Public Health*. A requirement of our graduate program is that we work with a community in NC to conduct a community diagnosis. This means that we help the community to identify its strengths, weaknesses, and future directions. Our community is Moncure/Haywood. The information we gather will be summarized and shared with the community. In addition, we will present our results to the community at a forum that will be held in the spring.

*The purpose* of speaking with you today is to find out about your thoughts and experiences of (having lived/having worked in/being familiar with) Moncure/Haywood. We are interested in your opinions. There are no right or wrong answers.

*Time:* This interview should last 30 to 40 minutes. We would like to give you the opportunity to tell us as much as you would like, but (mention if you have limited time/ask if they do).

### 2. Confidentiality

**Your comments will remain confidential. We will be reporting summaries of the comments made by community members but will not identify who said what, nor will we identify the names of the individuals we interview.**

We would like to take notes and tape record this interview. Your input is important and we want to make sure that we accurately record what you tell us. Feel free to not respond to any question we ask, or hit the "Stop" button on the tape recorder at any time. After we are finished using the tapes for this class, the cassettes will be recycled or destroyed. Is this okay with you?

### 3. Ground Rules

Right to refuse: if at any time while we're talking you don't want to answer a question, you do not feel comfortable, or you would like to end the interview, please feel free to let me/us know.

*Do you have any questions about anything I've said so far?*

### 4. Self and Family

How long have you lived in this area?

Who does your family consist of?

What kind of work do you/members of your family do? Where?

What activities in the community are you involved in?

Where do you attend church?

What do you do for fun/recreation?  
Where do you shop?

#### 5. Geography of the Community

We have been asked to work with the Moncure/Haywood community. How would you define "Moncure/Haywood?" (show map)  
About how many people would you say live in Moncure/Haywood?

#### 6. Assessment of Community

Tell me what it is like to be a member of your community.  
How do you define Moncure/Haywood?  
Is there one community or more than one?  
If someone were considering moving to Moncure/Haywood, what would you tell them about the area to convince them to move here?  
Probe: What are other strengths or good things about Moncure/Haywood?  
How could Moncure/Haywood be improved? Probe: What other problems/areas of improvement does Moncure/Haywood have?  
Would you consider Moncure/Haywood to be a stagnant community, or a changing community?  
What makes you think this? Is this something that you would consider to be good or bad for Moncure/Haywood?  
How would you feel about new growth in the area? Probe: Is this something that you would consider to be good or bad for Moncure/Haywood?  
How well would you say people know their neighbors?  
If you needed help for some reason, who would you turn to?  
How does your community make decisions regarding issues at the community level?

#### 7. Community Activities

What organizations are in the Moncure/Haywood community? Probe: Which organizations are you involved in?  
Who are the important people in the community for getting things done? Probe: Who are the formal/informal community leaders, etc.  
What kinds of projects/problems has Moncure/Haywood worked on together (in the past 5-10 years)? (How) were you involved in these efforts?  
What groups of people are involved in community activities? Probe: Are people from all age groups involved? (Are young people - those under 30 - involved in community activities?)

#### 8. Employment/Economics

Where would you say that most people in Moncure/Haywood work?  
What do you think of these job opportunities? (Are they "good" jobs, "bad" jobs, etc.?)

#### 9. Health

What are the main health problems of people in Moncure/Haywood?  
Where do you (and your family) get medical care?  
What do most people do when they have health problems? (i.e., do they seek care?)  
Where do most people in this community go to receive medical care?  
How do most people get to the (doctor, health dept, etc)? (i.e., what transportation is available?)  
What services do you access in (outside) this community?  
Would you consider Moncure/Haywood to be a healthy community? Probe: What makes it a healthy community? or Why wouldn't you consider Moncure/Haywood to be a healthy community?

#### 10. Changes Over Time

Thinking about all of these things we've discussed above: How has Moncure/Haywood changed over the past 5 years? Probe: Is there anything different about Moncure/Haywood now that was not the case 5 years ago?  
What do you think about these changes? Probe: Are they something that you consider to be good or bad?

#### 11. Perceptions of the Future

How do you think Moncure/Haywood will change over the next 5 years?  
What do you hope to see happen in Moncure/Haywood in the next 5 years?  
What are your plans for the future?

#### 12. Closing

Is there anything else I have not asked about, that is important for me to know about Moncure/Haywood?  
Can you think of some other people in the Moncure/Haywood community who we should speak to about Moncure/Haywood?  
What did you think of our interview questions? (Ask for first few interviews only.)  
*Would you be interested in joining our forum planning committee? Attending our forum?*  
*Address*

*Thank you again for your participation!*

## Service Provider Interview Guide

### 1. Opening

*Thank you* for taking the time to meet with me/us. We recognize that your time is valuable and we appreciate your participation.

We are *graduate students from UNC School of Public Health*. A requirement of our graduate program is that we work with a community in NC to conduct a community diagnosis. This means that we help the community to identify its strengths, weaknesses, and future directions. Our community is Moncure/Haywood. The information we gather will be summarized and shared with the community. In addition, we will present our results to the community at a forum that will be held in the spring.

The *purpose* of speaking with you today is to find out about your thoughts and experiences of having worked with the residents of Moncure/Haywood. We are interested in your opinions. There are no right or wrong answers.

*Time:* This interview should last 30 to 40 minutes. We would like to give you the opportunity to tell us as much as you would like, but (mention if you have limited time/ask if they do)

### 2. Confidentiality

Your comments will remain confidential. We will be reporting summaries of the documents made by community members but will not identify who said what, nor will we identify the names of the individuals we interview.

We would like to take notes and tape record this interview. Your input is important and we want to make sure that we accurately record what you tell us. Feel free to not respond to any question we ask, or hit the "Stop" button on the tape recorder at any time. After we are finished using the tapes for this class, the cassettes will be recycled or destroyed. Is this okay with you?

### 3. Ground Rules

Right to refuse: if at any time while we're talking you don't want to answer a question, you do not feel comfortable, or you would like to end the interview, please feel free to let me/us know.

*Do you have any questions about anything I've said so far?*

### 4. Overview

Could you please provide me with an overview of the services your agency provides?

What is your role in providing these services?

What kind of contact do you have with residents of Moncure/Haywood?

## 5. Services

What services does your agency provide for the residents of Moncure/Haywood?

What groups tend to be the most in need of services?

What groups tend to be the most difficult for your agency to reach? Why?

What other agencies provide services to the residents of Moncure/Haywood? Which of these is the most knowledgeable about?

What types of services does your organization provide this population?

How do you track who utilizes your services?

How well are the services you provide utilized by this community?

What special criteria must people meet in order to be eligible for your services?

What barriers do you encounter in trying to reach Moncure/Haywood residents?

What other organizations do you collaborate with to serve this population?

What other organizations provide similar services to this population?

## 6. Community

What would you say are the strengths of the Moncure/Haywood community?

What would you say are the greatest needs of the Moncure/Haywood community?

What kinds of community projects have been attempted in Moncure/Haywood in the past 5 years? How successful were they? Why?

Who would you say are the key community leaders in Moncure/Haywood?

If you were going to try to do some type of community health project in Moncure/Haywood, who from the Moncure/Haywood community would you try to involve to ensure success?

What community needs are not met by your organization or other organizations in the area?

How is the community involved in determining the services that you provide?

## 7. General

Is there anything else that you can tell me about the Moncure/Haywood community?

Is there anything else that you think I/we should know about?

What is your source of funding-public or private?

## 8. Documents

Does your agency have any documents (e.g. annual reports, funding applications, etc.) that we can either have copies of, or look at?

## 9. Referrals

- Whom else would you recommend that we talk to about the needs and assets of Moncure/Haywood?
- Would you be willing for us to mention your name when we contact them?

*Thank you for your time!*

**APPENDIX D: LIST OF INTERVIEWEES**

GENDER	AGE	ETHNICITY
Female	20s	African American
Female	30s	African American
Male	40s	White
Female	50s	African American
Female	60s	White
Male	70s	African American
Female	40s	African American
Female	70s	African American
Male	70s	White
Male	40s	White
Female	40s	White
Male	30s	White
Female	60s	African American
Male	30s	White
Female	60s	African American
Male	40s	African American
Female	60s	African American
Female	70s	African American
Female	40s	African American
Male	60s	African American



## Appendix E

### MONCURE/HAYWOOD CODE BOOK

#### 1. Community Assets

- 1.1 Churches
- 1.2 Community Ties
- 1.3 Diversity
- 1.4 Community Services

#### 2. Change and Growth

- 2.1 Population Growth
- 2.2 Physical Growth
- 2.3 Industries

#### 3. Crime and Substance Abuse

- 3.1 Substance Abuse
- 3.2 Crime
- 3.3 Police Protection

#### 4. Politics and Government

- 4.1 Incorporation
- 4.2 Government Officials

#### 5. Recreation

- 5.1 Sprott Center
- 5.2 Lack of Recreation for children
- 5.3 Lack of Recreation for adults

#### 6. Health and Environment

- 6.1 Health services
- 6.2 Pollution
- 6.3 Aged Population
- 6.4 Low Socioeconomic status
- 6.5 Water/Sewage

#### 7. Education

- 7.1 Schools

## Appendix F

### COMMUNITY FORUM REPORT

**The Forum Planning committee, which consisted of several community residents and a representative of a service provider, decided the Moncure/Haywood community forum would be held on Saturday, March 20, 1999 from 2:30 to 5:00pm at the Sprott Community Center in Moncure, North Carolina. The committee felt a catered barbecue dinner, pending support of area businesses, would attract community members to the forum. Advertisements were disseminated to area businesses, mailed to interviewees, and given to pastors of area churches at the monthly Minister's Alliance Meeting to distribute to their congregations. Eighteen businesses and organizations provided money, food, or prizes in support of the forum. Community forum invitations were sent to county commissioners, state representatives, interviewed community members and local service providers.**

The Moncure/Haywood community forum began at 2:45pm, allowing 15 minutes for registration. Approximately 35 people were in attendance, including 30 community members and five service providers. Upon arrival, attendees were encouraged to sign-in, leaving their names and addresses, if they wanted a copy of the minutes from the forum. They also received a nametag with a colored dot assigning them to groups for later small group discussions. The forum began with a welcome to the community and an overview of the agenda for the day. Next, Moncure/Haywood residents participated in an icebreaker in which they were asked to stand when statements were true for them. Example statements were, "Stand if you've lived in

Moncure or Haywood all your life," and, "Stand if you work at a local plant or industry." Then, an explanation of the Community Diagnosis process was provided. Next, a presentation of secondary and primary data issues was given incorporating quotes from interviews with community members. After the presentation, community members were divided into four small groups. Each group decided on a relevant issue together to discuss and brainstormed possible solutions for the issue. Each group had a recorder and a flip chart and was asked to present their issues and solutions back to the larger group. A list of issues and identified solutions follows this report. After the group discussion, the community forum sponsors, forum planning committee, the Moncure/Haywood team preceptor, Margaret Pollard, and Community Diagnosis professor, Dr. Sandra Quinn, were thanked for their significant contributions to the event. Community members were also thanked for coming to the forum. Community members were then asked to write an issue that they wanted to work with on their nametags, and told they would be contacted later with a list of others who were interested in the same issues. Pastor Bertha Thomas closed the forum with a prayer. A barbecue dinner followed, catered by Pea Ridge Grill of Moncure, NC, and door prizes, donated by local sponsors, were awarded. The forum ended at promptly 5:00pm. Leftover food, money, and supplies were donated to the Sprott Center.

## COMMUNITY ISSUES

### Issue 1: Drugs and Education

#### Solutions:

- Solicit support from businesses
- More parent involvement

Easier said than done, need answer to more involvement

- Increase after-school care activities
- Teen Center
- Use of school resources after-school during summer (high school maybe more locally?)

Won't have to worry about kids hanging out with people with drugs

Takes money to get things, possible solutions but how to get to solution

Wiring school/Cherokee Brick-Sanford

Tough administration/undervalued assets

Good way through school board/Board of Education

Talk of incorporation/grant money/more money, could open up more for recreation

### Issue 2: Education

#### Solutions:

- Education of community/have children learn not only at school but at home
- Median-income differences may be due to educational factors
- Expand pre-school education/parents of children tutor
- Daycare/ example of how community can educate itself
- Other age groups important
- Parents can use computers, whole family can learn, use educational skills of whole, community daycare can expand to community resource center
- By age 5 social skills already developed, Literacy program with older community, overcrowded classrooms 28-1
- Increase # of teachers in Chatham County
- Mixed community programs, shouldn't be seen as black or white, Methodist or Episcopal
- 15 preschoolers can enter school at beginning of year, need to increase the number of preschool classes

### Issue 3: Water and Sewage

#### Solutions (Not exactly solutions/questions):

- Want county water throughout county instead of smaller areas
- Grants
- Bond referendum (Do we qualify?)
- If kids get under parents feet and whine long enough, they give in, need to whine to county commissioners

- Can utilize neighboring community systems
- Have individuals looking for residential areas, businesses would love to move in, recreational, beautiful area
- If can stand as a community and present issues consistently
- Destroying wonderful community, making Chatham only for industries

#### Issue 4:Drugs

##### Solutions:

- Don't believe community members are ready to take a stand, want police to do it, want county commissioners to do it, don't want to do it themselves
- Target drug houses
- People need to take a stand, landlords
- Community conducive to drugs, not well-maintained or taken care of
- Appearance of community
- Alternative: things like Lyle is doing(Chessworks), says I think you're smart enough to learn something, doesn't run away kids
- Sprott Center, kids not local, droves of kids coming in
- Problem between school and community
- Until community members decide we're going to do something
- Have a park making day, have permission to use house as park, trees cut down, will shed some light on what's going on in there
- Sign-up, show up with chain-saw
- Can't cut tree, but will haul water
- Minister's Alliance Meeting 1<sup>st</sup> Friday of each month