

**Interleukin-1 receptor antagonist and risk of Caesarean delivery occurring after the onset of labour: a Mendelian randomisation analysis.**

Gareth L. Ackland,<sup>1</sup> Stefan Van Duijvenboden,<sup>2</sup> Tom EF Abbott,<sup>1</sup> Ana Gutierrez del Arroyo,<sup>1</sup> Matthew J. Wilson,<sup>3</sup> Anna L. David,<sup>4</sup> EPIFEVER-2 investigators\*

1. Translational Medicine and Therapeutics, William Harvey Research Institute, Queen Mary University of London
2. Institute of Cardiovascular Science, University College London, UK
3. School of Health and Related Research, University of Sheffield, UK
4. Elizabeth Garret Anderson Institute for Women's Health, University College London, UK

**Correspondence to:**

Gareth L. Ackland PhD FRCA FFICM FHEA

Professor of Perioperative Medicine, Translational Medicine and Therapeutics,

William Harvey Research Institute, Barts and The London School of Medicine and Dentistry, Queen Mary University of London, London EC1M 6BQ, United Kingdom.

E-mail: [g.ackland@qmul.ac.uk](mailto:g.ackland@qmul.ac.uk) Tel: +44 207 882 2100

**Clinical trial number:** UK Biobank study 62745.

**Running Title:** IL1-ra polymorphisms and labour outcomes.

**Keywords:** newborn, foetal, labour, delivery, inflammation, interleukin-1 receptor antagonist

## **Abstract**

**Background:** Lower circulating levels of the anti-inflammatory cytokine interleukin-1 receptor antagonist (IL-1ra) are associated with intra-partum inflammation and epidural-related maternal fever, both of which increase the rate of obstetric interventions. We hypothesised that genetic variants determining IL-1ra would be associated with higher Caesarean delivery rates after the onset of labour.

**Methods:** We performed Mendelian randomisation analyses in parous women  $\geq 16$  years old who received either non-neuraxial or neuraxial analgesia for their first two labours (UK Biobank). We used an established genetic score (calculated as 0-4, determined by presence/absence of rs6743376, rs1542176 alleles), in which the complete absence of both alleles causes the lowest IL-1ra levels. The primary outcome was Caesarean delivery after the onset of labour (odds ratio (OR);, 95% confidence intervals).

**Results:** 7731 women (mean (SD) age at first birth:25y (5)) had complete genetic scores and delivery data. For women who received non-neuraxial analgesia, Caesarean delivery rates were different across allele scores ( $\chi^2=12.4$ ;  $P=0.015$ ). 104/596 (17.4%) women with a zero allele score underwent Caesarean delivery, compared to 654/5015 (13.0%) with allele score  $\geq 1$  (OR:1.41, 1.12-1.77). For women who had neuraxial analgesia, Caesarean deliveries were not different across allele scores, ranging from 18.1-20.8% ( $\chi^2=0.29$ ;  $P=0.99$ ). Caesarean deliveries were independent of type of analgesia for 818/7731 (10.6%) women with zero allele scores (OR:0.93, 0.63-1.39), but were higher in women receiving neuraxial analgesia with allele scores  $\geq 1$  (OR:1.55, 1.35-1.79;  $P<0.001$ ).

**Conclusion:** Mendelian randomisation analysis suggests that genetically higher IL-1ra levels are associated with fewer Caesarean deliveries. Neuraxial analgesia appears to disrupt this link.

## Background

Intrapartum infection and fever are associated with more frequent obstetric interventions, including emergency delivery during labour by Caesarean section.<sup>1 2</sup> Inflammation during active labour promotes fever, which promotes neonatal neurologic injury<sup>3</sup> and greater neonatal exposure to antibiotic treatment, which is associated with atopic disease in early childhood.<sup>4</sup>

Interleukin (IL)-1 $\beta$ , the main form of circulating IL-1, plays a pivotal role in the immune response activated by labour, by inducing the synthesis and expression of multiple secondary inflammatory mediators.<sup>5</sup> The natural interleukin-1 receptor antagonist (IL-1ra) directly inhibits the pro inflammatory effects of IL-1 $\beta$  through binding-the interleukin-1 receptor<sup>5</sup> and prevents IL-1 induced preterm parturition.<sup>6</sup> Similarly, blockade of IL-1 signaling by recombinant IL-1ra inhibits foetal lung and systemic inflammation following chorioamnionitis.<sup>7</sup> Neuraxial bupivacaine is also associated with the development of fever.<sup>8</sup> The change in the IL-1ra/IL-1beta ratio observed in women who receive epidural bupivacaine suggest that IL-1ra or IL-1beta may also play a role in ERMF.<sup>8</sup> Thus, bupivacaine as a component of epidural labour analgesia may contribute to increasing the risk of epidural-related maternal fever.<sup>9 8</sup> Fever increases the likelihood of Caesarean deliveries occurring after the onset of labour.<sup>10</sup>

Two alleles (rs6743376, rs1542176) located upstream of *IL1RN*, the gene that encodes IL-1ra<sup>11</sup> increase both *IL1RN* mRNA expression and soluble IL-1ra concentration in a log-linear, “dose–response” manner.<sup>11</sup> The construction of a genetic score for IL-1ra using these two alleles has enabled Mendelian randomisation studies to examine the causal relation between IL-1ra single nucleotide polymorphisms and outcomes in cardiovascular disease and rheumatoid arthritis.<sup>11</sup> Mendelian randomisation using allele scores provides evidence for a

causal relationship between an exposure variable and an outcome, given a set of well-characterised assumptions.<sup>12</sup> For example, the development of allele scores for *CRP* and *IL6R* genes have, in combination with laboratory data, demonstrated their causal role in coronary heart disease.<sup>13, 14</sup> Because Mendelian randomisation is less likely to be affected by confounding or reverse causation than conventional observational studies,<sup>15</sup> this approach offers mechanistic insight into the biological impact of IL-1ra on outcomes in active labour.<sup>16</sup>

Here, we hypothesised that the absence of *IL1RN* gene variants increase the risk for Caesarean delivery occurring after the onset of labour. Because circulating IL-1ra levels are associated with neuraxial analgesia,<sup>8</sup> we performed two Mendelian randomisation analyses in UK Biobank participants who received either neuraxial or non-neuraxial analgesia during labour.

## **Methods**

### *Study design*

We conducted two separate studies using the UK Biobank, which is a prospective cohort that recruited 502,492 men and women between 2006 and 2010, and collected anthropometric, health, and lifestyle data, as well as biological samples.<sup>17</sup> Hospital Episode Statistics (HES) Admitted Patient Care dataset on hospital inpatient admissions is provided to UK Biobank by the Data Access Request Service, managed by NHS Digital. UK Biobank received ethical approval from the NHS National Research Ethics Service North West (11/NW/0382). Our study was conducted following UK Biobank review and approval (study 62745). We adhered to STROBE Extension for Genetic Association Studies (STREGA) guidelines (Supplementary data).

### *Study participants*

We analysed data from women  $\geq 16$  years old, who had obstetric data recorded for their first two labours. We conducted two separate analyses in women who delivered after a labour and who had some form of non-neuraxial analgesia analgesia, and women who had neuraxial analgesia alone for delivery (codes 2 and 6; Supplementary Table 1). We excluded women who underwent elective Caesarean delivery, and those for whom the mode of delivery and/or mode of analgesia was classified as being unknown.

### *Genotyping, imputation and quality control*

Our study was conducted on genome-wide genotyping data available for 57328 unrelated women. Details of sample processing specific to UKB project are available at <http://biobank.ctsu.ox.ac.uk/crystal/refer.cgi?id=155583>, including the use of the Affymetrix

Axiom array. UKB genotyping and the stringent quality control protocol applied-UKB data before it was released can be found at <http://biobank.ctsu.ox.ac.uk/crystal/refer.cgi?id=155580>.

### *Construction of genetic score*

We used an established genetic score that selected two single nucleotide polymorphisms (rs6743376 and rs1542176) upstream of the *IL1RN* gene.<sup>11</sup> Both polymorphisms (or their strongly correlated proxies) are independently associated with circulating IL-1ra concentration from genome-wide association studies.<sup>11, 18</sup> rs6743376 and rs1542176 have similar, though independent, effects on IL-1ra concentration. The Interleukin 1 Genetics Consortium therefore combined information on both SNPs by constructing a genetic score.<sup>11</sup> Because rs6743376 and rs1542176 are not correlated with each other, the linear associations between the genetic score constructed by the Interleukin 1 Genetics Consortium and IL-1ra concentration mean that it is biologically highly unlikely that the score reflects a pathway other than IL1 $\alpha/\beta$  signalling.<sup>11</sup> For the score to be confounded by a common alternative pathway, both non-correlated SNPs would have to be associated with the actual causal trait, either directly or through linkage disequilibrium with a third SNP (for which there is no evidence).

### *Data extraction*

We extracted data collected from UK Biobank, which specifically captured labour outcomes including mode of analgesia, delivery, neonatal outcomes using UK Biobank tools to decrypt (ukbunpack) and unpack (ukbconv) the dataset and/or Python code-generate .csv files.

### *Exposure of interest*

The exposure of interest was the genetic score that correlates with circulating IL-1ra concentration (allele scores: 0, 1, 2, 3, 4).

### *Primary outcome.*

The primary clinical outcome was Caesarean delivery after the onset of active labour for the first two labours recorded in UK Biobank, compared between allele scores for IL-1ra for women receiving neuraxial or non-neuraxial analgesia. The first two deliveries were analysed given that low risk nulliparous women have substantially higher rates of complicated birth than than parous women who have never had a previous caesarean delivery, even if the latter have multiple risk factors.<sup>19</sup> We chose Caesarean delivery after the onset of active labour because it is a clinically meaningful outcome to both patients and healthcare providers alike, was an unequivocal UKB-defined outcome and has a direct relationship with infection [or suspected infection] and/or fever during active labour.<sup>10</sup> The definition used for the primary outcome, as defined by the Hospital Episode Statistics (HES) Admitted Patient Care dataset is: “Any caesarean section carried out immediately following the onset of labour.”

### *Secondary outcomes*

We analysed UK Biobank for the following secondary outcomes using UK Biobank maternity-specific outcomes in combination with hospital-captured codes for pregnancy, childbirth and the puerperium (O00–O99), as defined by International Statistical Classification of Diseases and Related Health Problems 10th Revision (ICD-10).

1. Instrumental delivery: classified by UK Biobank defined-categories (Supplementary table 2) for delivery requiring forceps or ventouse (vacuum extraction), excluding breech (including partial breech) extraction. Unknown outcomes were excluded.
2. Neonatal outcomes: classified by UK Biobank defined-categories (Supplementary table 3) for the use of positive pressure ventilation by mask or endotracheal tube, need for drug therapy but excluding stillborn babies where no method of resuscitation was attempted.
3. Fever and/or infection: using ICD-10 defined episodes captured in UK Biobank, we combined maternal fever during labour (O75.2), genito-urinary infections (O23), maternal sepsis (O75.3) and premature rupture of membranes (O42).

### *Statistical Analysis*

Mean (SD) or median values (interquartile range) are presented, unless stated otherwise. For continuous data, normality of distribution was assessed (Kolmogorov–Smirnov test). For the primary and secondary outcomes, we first performed a chi-squared test to establish whether there was independence between allele scores. We then used Fisher's exact test (two-tailed) for post hoc analysis of each chi-squared test undertaken, since simulation studies recommend the proposed exact p-value for use in practice as a valuable post hoc analysis technique for chi-squared analysis.<sup>20</sup> Odds ratio (95% confidence intervals (95% CI)) are presented for post hoc testing. Where indicated, data were analysed by one-way ANOVA. We did not replace missing data by data imputation. All reported *p* values are two-sided. Significance was accepted at *p* values  $\leq 0.05$ . Statistical analyses were performed using NCSS 2020 (Kaysville, UT, USA).



### *Sensitivity and post hoc analyses*

We re-analysed the primary outcome for women with long labour (ICD-10 code: O63-O66), and foetal distress (ICD-10 code: O68), comparing between neuraxial and non-neuraxial analgesia. The comparison between allele scores across analgesia types was requested during the peer review process.

### *Sample size estimation*

Although the sample size is determined chiefly by the number of women in UK Biobank with complete genetic data plus clinical data on genetics, delivery and mode of analgesia, we estimated post hoc whether the sample size for both forms of analgesia during labour were sufficient. Over the period of UK Biobank data collection, approximately 15% women underwent delivery by Caesarean delivery following the onset of labour in the UK.<sup>18</sup> We hypothesised that a pro-inflammatory state promoted by relative IL-1ra deficiency (zero allele score) would increase the risk for a clinically relevant higher rate of Caesarean delivery in ~18% women, compared to ~12% rate than women with allele scores  $\geq 1$ . Using a specific sample size estimation for Mendelian randomisation studies,<sup>21</sup> and assuming ~15% women would have a zero allele score, the true odds ratio for the association between zero allele score and caesarean delivery was 1.5 and the proportion of the variance explained by the association between zero allele score and caesarean delivery was 50%, we therefore estimated that at least 1296 women with UK Biobank data reporting modes of delivery would be required for each type of analgesia group ( $\alpha=0.05$ ,  $1-\beta=99\%$ ).

## Results

### *Participants*

From 249,470 female participants with IL-1ra SNP data in the UK Biobank cohort, 99.5% were of white British or Irish origin. 11% had a zero allele score, with 2.7% having all four alleles that increase IL-1Ra protein expression maximally (Table 1). At least one live birth was recorded for 202512 women, with the majority of women (70.9%) giving birth to two children and a similar number of births across allele scores. For the majority of pregnancy and labour-related comorbidities, similar proportions were observed across allele scores for both neuraxial and non-neuraxial modes of analgesia (Supplementary Table 4).

*Primary outcome:* Caesarean delivery occurring after the onset of labour.

Allele scores were constructed for 7731 women with complete genetic data and outcomes recorded for the first two deliveries (Figure 1), of whom 10.6% had a zero allele score (Figure 2). For labouring women who did not receive neuraxial analgesia (Figure 2), Caesarean delivery rates were different across allele scores ( $\chi^2=12.4$ ;  $P=0.015$ ). Post-hoc analysis showed that 104/596 (17.4%) women with a zero allele score underwent Caesarean delivery, compared to 654/5015 (13.0%) with allele scores  $\geq 1$  (OR:1.41, 1.12-1.77);  $P=0.005$ ; Fisher's exact test). For labouring women who had neuraxial analgesia (Figure 2), Caesarean delivery rates were not different across allele scores (range:18.1-20.8%;  $\chi^2=0.29$ ;  $P=0.99$ ).

Between allele scores, Caesarean delivery rates were independent of type of analgesia for 818/7731 (10.6%) women with zero allele scores (OR:0.93, 0.63-1.39), but Caesarean delivery rates were higher in women receiving neuraxial analgesia with allele scores  $\geq 1$  (OR:1.55, 1.35-1.79;  $P<0.001$ ).

### *Secondary outcomes*

The proportion of women undergoing an instrumental delivery (Table 2) was not different between allele scores for either women who received neuraxial ( $\chi^2=8.5$ ;  $P=0.08$ ) or non-neuraxial analgesia ( $\chi^2=6.3$ ;  $P=0.18$ ). Neither infectious/inflammatory complications nor a requirement for neonatal cardiorespiratory support differed across allele scores for neuraxial and non-neuraxial modes of analgesia (Table 2).

### *Sensitivity analyses*

Neuraxial analgesia was associated with higher rates of long labour (odds ratio:5.25 (95%CI:4.57-6.03)) and foetal distress (odds ratio:3.71 (95%CI:3.32-4.15)). In the absence of foetal distress, IL-1ra allele score remained associated with higher Caesarean delivery rates in women receiving non-neuraxial analgesia ( $\chi^2=15.0$ ;  $P=0.005$ ; zero allele score:74/484 versus allele scores  $\geq 1$ :431/4052). There was no difference between allele scores for 342 women who received non-neuraxial analgesia but experienced long labours (odds ratio, 1.35; 95% CI, 0.63 to 2.87;  $P=0.44$ ; Supplementary data).

## Discussion

This Mendelian randomisation study of women in active labor suggest that women who have genetic variants that encode for lower IL-1ra production are more likely to require emergency delivery by Caesarean delivery. This finding was related to the mode of analgesia employed, since women who received non-neuraxial analgesia with allele scores  $\geq 1$  (corresponding to higher circulating IL-1ra levels) had lower rates of caesarean delivery than women with neuraxial analgesia. Taken together, these data support the hypothesis proposed by laboratory and translational studies indicating a mechanistic anti-inflammatory role for IL-1ra influencing outcomes in labour and delivery.<sup>7, 8, 22</sup>

The key assumption in our study is that the Mendelian randomisation approach we have undertaken is not merely an association study. The allele score we used has been constructed for IL1-ra on the basis of its' exclusive association with *IL1RN* mRNA levels in two tissues, a log-linear dose-response with soluble IL-1Ra concentration and an anti-inflammatory effect on biomarkers concordant with anakinra (recombinant human interleukin 1 receptor antagonist protein).<sup>11</sup> Thus, there is a fundamental difference between a SNP association study and the allele score approach we have taken, which is anchored by a consistent and reproducible relationship between genetic score, gene transcription and protein levels.

In humans, a ratio of IL-1ra/IL-1 $\beta$  >100 correlates with functional inhibition of the biological effects of IL-1 $\beta$ .<sup>23, 24</sup> The NLRP3 inflammasome is a ubiquitous and essential mediator of host inflammatory responses to danger and pathogen-associated molecular patterns through the activation of caspase-1 and interleukin-1 beta (IL-1 $\beta$ )/IL-18.<sup>25</sup> Mature IL-1 $\beta$  is a potent proinflammatory mediator, including the recruitment of innate immune cells to sites of infection and modulation of the adaptive immune response.<sup>26</sup> The failure to temper the downstream activation of other proinflammatory cytokines as a results of impaired

production and/or release of IL-1ra promotes pathological sequelae, ranging from exuberant tissue damage-fever. Adequate levels of IL-1ra contribute to the uncomplicated progression of labour through a number of anti-inflammatory and anti-infective mechanisms.<sup>27</sup> IL-1 is produced by human decidua in response to bacterial products and directly induces preterm labour when administered to pregnant animals, an effect that is blocked by IL-1ra.

Recombinant IL-1ra decreases foetal systemic inflammation generated by the release of IL-1 $\beta$  through chorioamnionitis in sheep.<sup>7</sup> Similarly, in rats, placental inflammation stimulated by microbial challenge is alleviated by the co-administration of IL-1ra.<sup>28</sup> The redundancy of the proinflammatory cytokine network involving additional cytokines and chemokines, rather than the anti-inflammatory actions of IL-1ra, suggests that a focus on pro-inflammatory mediators in determining complicated labours may be misplaced.

We have previously identified a potential role for impaired release of IL-1ra from immune cells being involved in intrapartum fever associated with neuraxial analgesia using bupivacaine.<sup>8</sup> Secretion of IL-1ra from cells requires an extracellular ATP-dependent mechanism involving the purinergic P2X7 receptor in both macrophages and the endothelium.<sup>29</sup> The analgesic and inflammatory actions of lidocaine<sup>30</sup> and bupivacaine<sup>31</sup> are modulated by P2X7 receptors, suggesting a plausible mechanism through which the release of IL-1ra may be impaired. By undertaking two separate Mendelian randomisation studies in women receiving different modes of analgesia during labour, our data has revealed a potential differential role for IL-1ra in determining outcomes between women receiving neuraxial versus non-neuraxial analgesia. The finding that higher levels of IL-1ra reduced the need for Caesarean delivery in active labour suggest a mechanism whereby only a subset of patients develop ERMF, which is consistent with our previous laboratory work examining mechanisms of epidural-related maternal fever.<sup>8</sup> From the current study, neuraxial analgesia may abolish the apparently protective benefits of being a higher genetic producer of IL-1ra

during active labour observed in the absence of neuraxial analgesia (summarised in Figure 3). Because IL1- $\alpha$  is a leaderless protein residing in the cytoplasm awaiting extracellular release, local anaesthetic agents may disproportionately affect cells with larger amounts of residual IL1- $\alpha$ .

We found that the frequency of the two common variants located upstream of *IL1RN*, were as reported previously.<sup>11</sup> The use of an established allele score is a major strength, as this reduces the likelihood of “canalization”, where adaptation to a genetically determined phenotype might alter the expected genotype-disease association.<sup>32</sup> A further strength of our study was the detailed data on analgesia and a clear cut, clinically relevant outcome (unscheduled Caesarean delivery) following active labour where women and clinicians were masked to genotype, using a prespecified analysis plan. Since the genetic score we used has been exclusively associated with *IL1RN* mRNA concentrations in adipose tissue and lymphoblastoid cell lines, employing this score is unlikely to be driven by neighbouring genes or variants (that is, there is no evidence for linkage disequilibrium).<sup>11</sup> The apparent lack of gene-dose dependent relationship in active labour requires further investigation, although this may reflect the lack of more granular, specific biological readouts including fever and other inflammatory markers.

The relationship between IL-1 $\alpha$  polymorphisms and antibiotic therapy in response to epidural-related maternal fever and/or the time to develop fever requires prospective data collection to determine whether knowledge of IL-1 $\alpha$  variants could influence clinical practice. To that end, we have recently commenced a prospective Mendelian randomisation study exploring the role of the IL1- $\alpha$  genetic score in epidural-related maternal fever and antibiotic use (ISRCTN99641204). A further major limitation of this study is the dominance of just two ethnic backgrounds as defined by UK Biobank, with more than 93% of women with British or Irish white ethnicity. Severe maternal morbidity is more frequent among non-

white women than among white women in the UK, particularly in black African and Caribbean ethnic groups.<sup>33</sup> The characteristics of this population are therefore consistent with fewer comorbidities of pregnancy, and appear to minimise genetic confounding by population stratification.<sup>34</sup>

The limitation of missing data not captured either by UK Biobank for delivery and anaesthetic modes, as well as hospital episodes, is partly mitigated by the “randomised controlled” design of this study. The lack of more granular, time-stamped detail on the precise clinical reasons for Caesarean delivery and the well-recognised uncertainty about the accuracy of ICD-10 coding<sup>35</sup> are further limitations. Because short- or long-term blockade of IL-1 signaling by IL-1Ra prolongs and potentiates morphine analgesia in mice, we cannot rule out an influence of quality of analgesia and delivery outcomes.<sup>36</sup> A minimum local analgesic concentration study in IL1-ra genotyped humans may provide further insight into any interaction between pain and inflammation.<sup>37</sup> The sensitivity analyses for long labour and foetal distress were hampered by low event rates for these complications, although the relationship between zero genetic variants in IL-1ra and higher rates for Caesarean delivery appeared to be robust in the absence of foetal distress.

In summary, our Mendelian randomisation analyses suggest that genetically-determined higher IL-1ra levels are associated with a lower rate of intrapartum caesarean delivery. Neuraxial analgesia appears to disrupt this link. Our data reinforce the importance of inflammatory biology in determining outcomes for women and their newborn in active labour. Given the impact of labour management on longer-term child development, including fever and the use of intrapartum antibiotics, our data reinforce the need to understand how outcomes may be influenced through the interaction between clinical interventions and endogenous mechanisms regulating the inflammatory response during active labour. Genomically tailored analgesic and obstetric interventions may shape inflammatory biology

favourably to improve outcomes from active labour using a precision medicine approach in the future.



**Author contributions:** GLA:concept, design, analysis, first draft; SVD:data extraction; TEFA: data processing; AGDA:data interpretation and writing first draft; MJW:critical revision of draft; Anna L. David: critical revision of draft; EPIFEVER-2 investigators: revision and approval of first draft.

**Acknowledgments:** *EPIFEVER-2 investigators 2021- Royal London Hospital:* Amaan Ali, Matt Wikner, James Noblett, Nusrat Usman, Sarah Wray, Holly Blake, Ana Gutierrez del Arroyo, Tom EF Abbott, Valentin Weber, Constantinos Papoutsos, Rebecca Black, Kara Bruce-Hickman, Parvesh Verma, Chris Sadler, Alice Barrett. *Whipps Cross Hospital:* Laura Fulton, Tim Martin. *Homerton Hospital:* Tabitha Tanqueray, Rebecca Longbottom, Lisa Cancili, India Nokes, Rachel Frowd, Natasha Kennedy, *Sheffield University Hospital:* Matt Wilson, Vicki Wilson. *University College London:* Anna L David, Sarah Weist, Olivia Newth, Morenike Folorunsho, Jihana Ali, Yaa Achaempong, Miriam Bourke, Derek Brunnen, Jennifer Kim, Kei Mak, Pete Odor, Laura Sarmiento, Sarah Ciechanowicz.

**Funding Statement:** Financial support was provided by British Oxygen Company research chair in anaesthesia, Obstetric Anaesthetists Association large project grant, administered by National Institute of Academic Anaesthesia, United Kingdom. GLA is supported by an NIHR Advanced Fellowship (NIHR\_300097). TEFA is supported by an NIHR Clinical Lecturership. ALD is supported by the NIHR University College London Hospitals Biomedical Research Centre.

**Conflicts of Interest:** GLA: Editor, British Journal of Anaesthesia; consultancy work for GlaxoSmithKline, unrelated-this work. TEFA: Associate Editorial Board, British Journal of Anaesthesia; consultancy work for MSD, unrelated-this work.

**Table 1. Characteristics of entire UK Biobank cohort of women who gave birth.**

Mean (SD) age are shown. Numbers are unadjusted for complete single nucleotide polymorphism data.

	<b>IL1-<math>\alpha</math> allele score</b>				
	<b>0</b>	<b>1</b>	<b>2</b>	<b>3</b>	<b>4</b>
Women (n)	18673 (11.0%)	56335 (33.2%)	61766 (36.4%)	28296 (16.7%)	4602 (2.7%)
1-2 births (n, %)	15792 (71.0%)	47639 (70.9%)	52373 (71.0%)	23845 (70.6%)	3949 (71.8%)
Maternal age, y (first birth)	25.4 (4.7)	25.4 (4.6)	25.5 (4.7)	25.4 (4.7)	25.6 (4.9)
Maternal age, y (final birth)	30.1 (5.1)	30.1 (5.1)	30.1 (5.1)	30.1 (5.2)	30.2 (5.2)

**Table 2. Secondary outcomes.**

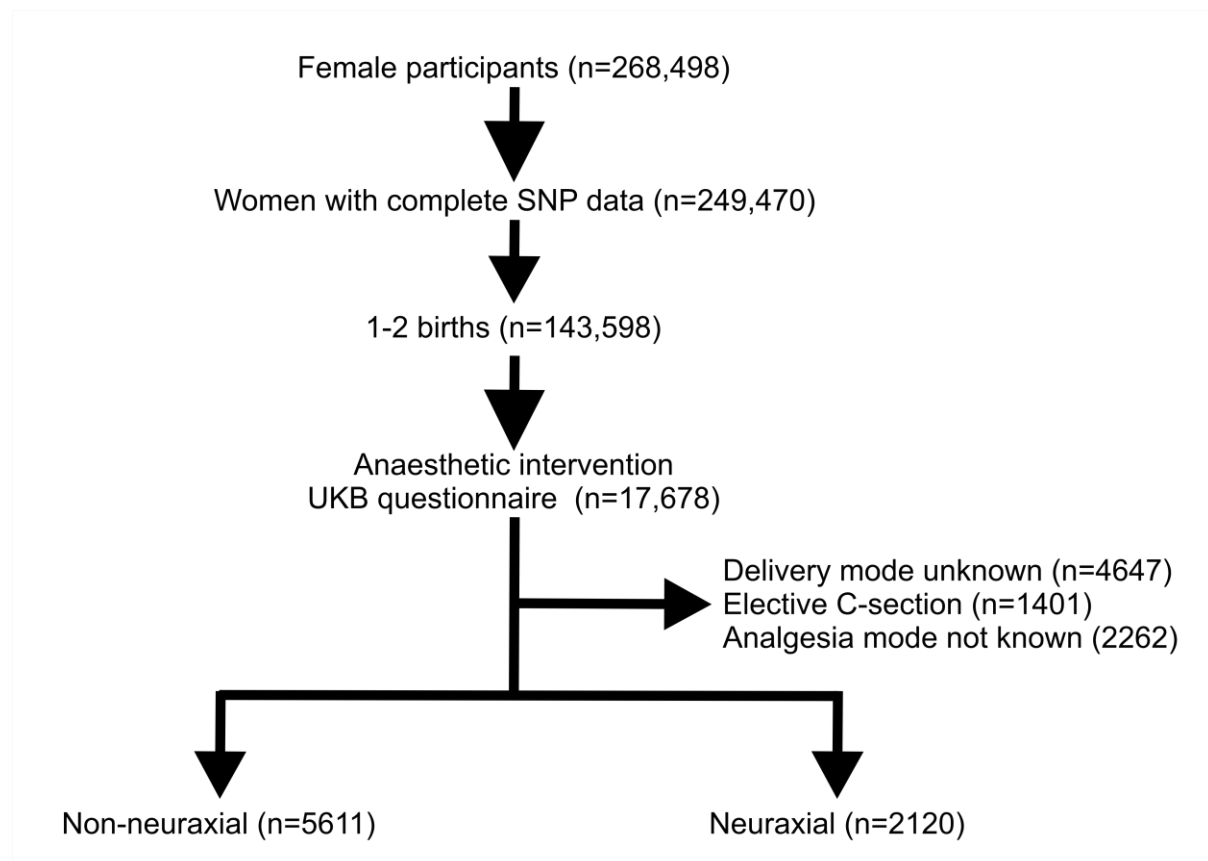
1. Instrumental delivery: classified by UK Biobank defined-categories for delivery requiring forceps or ventouse (vacuum extraction), excluding breech (including partial breech) extraction. Unknown outcomes were excluded.
2. Neonatal resuscitation modes, as classified by UK Biobank defined-categories for the use of positive pressure ventilation by mask or endotracheal tube, need for drug therapy but excluding stillborn babies where no method of resuscitation was attempted;
3. Fever and/or infection: using ICD-10 defined episodes captured in UK Biobank, combining maternal fever during labour (O75.2), genito-urinary infections (O23), maternal sepsis (O75.3) and premature rupture of membranes (O42).

	Non-neuraxial (allele score)						Neuraxial (allele score)					
	0	1	2	3	4	$\chi^2$ (p)	0	1	2	3	4	$\chi^2$ (p)
Instrumental <sup>1</sup>	59 (9.9%)	197 (10.6%)	241 (11.6%)	121 (12.9%)	10 (7.9%)	6.3 (0.18)	36 (16.2%)	170 (23.2%)	173 (22.3%)	90 (26.3%)	9 (18.8%)	8.5 (0.08)
Resuscitation <sup>2</sup>	66 (14.6%)	230 (15.9%)	272 (16.9%)	119 (16.3%)	15 (15.6%)	1.8 (0.77)	32 (16.2%)	91 (14.5%)	104 (15.2%)	56 (18.6%)	5 (12.2%)	3.3 (0.50)
Infection/inflammation <sup>3</sup>	27 (4.5%)	65 (3.5%)	78 (3.7%)	35 (3.7%)	9 (7.1%)	5.3 (0.26)	42 (18.9%)	151 (20.6%)	174 (22.5%)	80 (23.4%)	17 (35.4%)	7.6 (0.11)

## Figure Legends

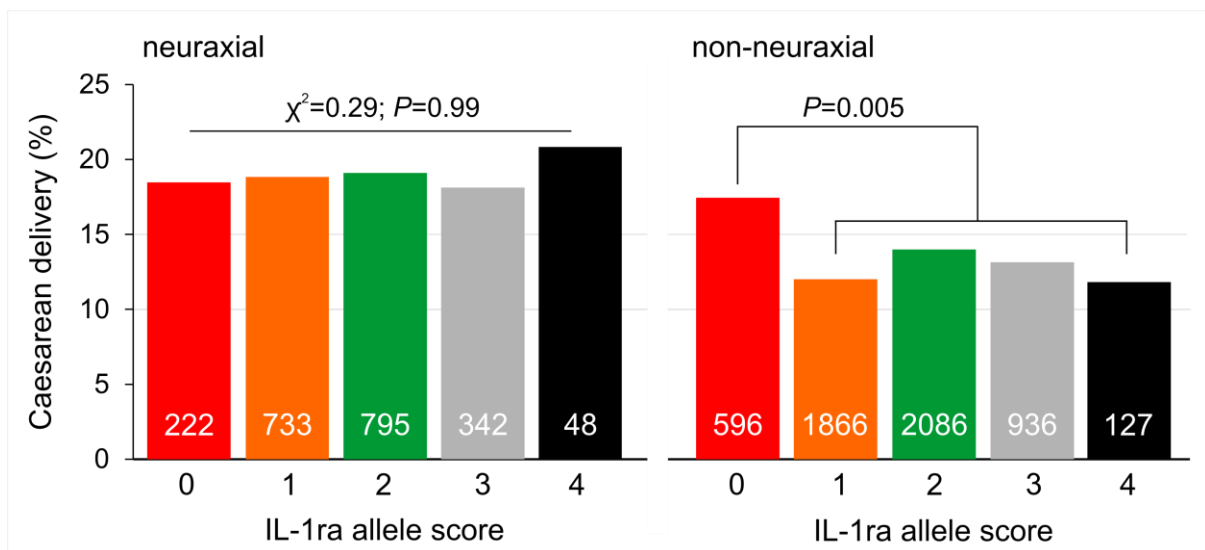
**Figure 1. Flowchart showing analysis workstream for women with data on both delivery and mode of analgesia in UK Biobank database.**

Both the rs6743376 and rs1542176 single nucleotide polymorphism (SNP) are independently associated with circulating IL-1ra concentration from genome-wide association studies<sup>11, 18</sup> with similar, though independent, effects on IL-1ra concentration.<sup>11</sup>



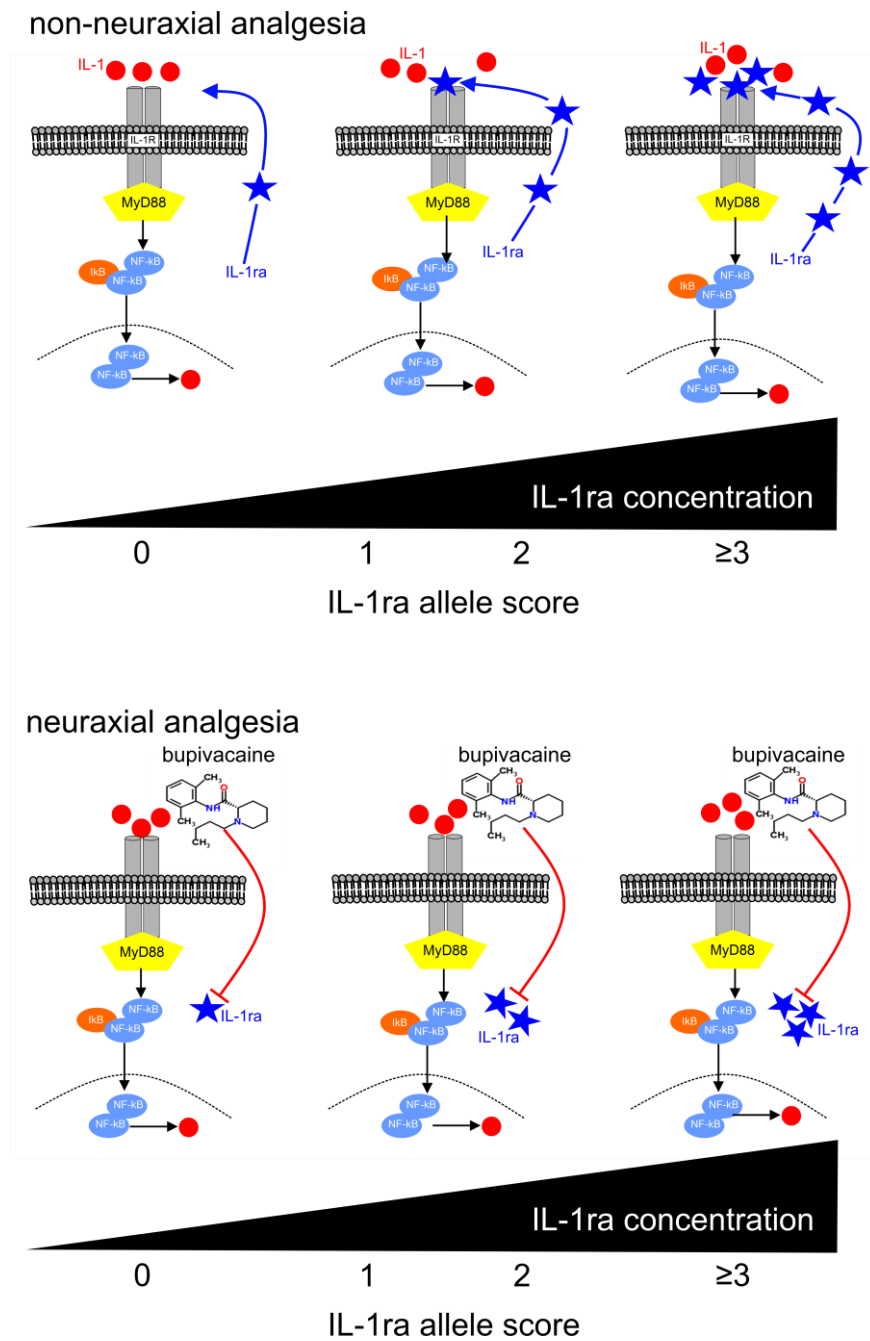
**Figure 2. Primary outcome: Caesarean deliveries occurring after the onset of labour.**

Proportion of women in each allele score undergoing Caesarean deliveries occurring after the onset of labour, for neuraxial and non-neuraxial modes of analgesia. Absolute numbers are shown within bar for each allele score. Percentage figures refer to proportion of women with outcome within each allele score. Allele scores were compared by Chi square test, with post-hoc testing by Fishers exact test. For labouring women who had neuraxial analgesia (left panel), Caesarean delivery rates were not different across allele scores ( $\chi^2=0.29$ ;  $P=0.99$ ). For labouring women who received non-neuraxial analgesia (right panel), Caesarean delivery rates were different across allele scores ( $\chi^2=12.4$ ;  $P=0.015$ ). Post-hoc Fisher's exact tests found that 104/596 (17.4%) women with a zero allele score underwent Caesarean delivery, compared to 654/5015 (13.0%) with allele scores  $\geq 1$  ( $P=0.005$ ).



**Figure 3. Proposed mechanism underpinning impact of IL-1ra polymorphisms on different outcomes between neuraxial and non-neuraxial modes of delivery.**

Red dots represent IL-1 $\alpha/\beta$  and/or other pro-inflammatory mediators. MyD88- Myeloid differentiation primary response 88; NF- $\kappa$ B- nuclear factor kappa B. Blue stars represent IL1-ra.



## References

- 1 Romero R, Espinoza J, Goncalves LF, Kusanovic JP, Friel LA, Nien JK. Inflammation in preterm and term labour and delivery. *Semin Fetal Neonatal Med* 2006; **11**: 317-26
- 2 Segal S. Labor epidural analgesia and maternal fever. *Anesth Analg* 2010; **111**: 1467-75
- 3 Perlman JM. Hyperthermia in the delivery: potential impact on neonatal mortality and morbidity. *Clin Perinatol* 2006; **33**: 55-63, vi
- 4 Shao Y, Forster SC, Tsaliki E, et al. Stunted microbiota and opportunistic pathogen colonization in caesarean-section birth. *Nature* 2019; **574**: 117-21
- 5 Dinarello CA. The IL-1 family of cytokines and receptors in rheumatic diseases. *Nat Rev Rheumatol* 2019; **15**: 612-32
- 6 Romero R, Tartakovsky B. The natural interleukin-1 receptor antagonist prevents interleukin-1-induced preterm delivery in mice. *Am J Obstet Gynecol* 1992; **167**: 1041-5
- 7 Kallapur SG, Nitsos I, Moss TJ, et al. IL-1 mediates pulmonary and systemic inflammatory responses to chorioamnionitis induced by lipopolysaccharide. *Am J Respir Crit Care Med* 2009; **179**: 955-61
- 8 Del Arroyo AG, Sanchez J, Patel S, et al. Role of leucocyte caspase-1 activity in epidural-related maternal fever: a single-centre, observational, mechanistic cohort study. *Br J Anaesth* 2019; **122**: 92-102
- 9 Sultan P, David AL, Fernando R, Ackland GL. Inflammation and Epidural-Related Maternal Fever: Proposed Mechanisms. *Anesth Analg* 2016; **122**: 1546-53
- 10 Ashwal E, Salman L, Tzur Y, et al. Intrapartum fever and the risk for perinatal complications - the effect of fever duration and positive cultures. *J Matern Fetal Neonatal Med* 2018; **31**: 1418-25
- 11 Interleukin 1 Genetics C. Cardiometabolic effects of genetic upregulation of the interleukin 1 receptor antagonist: a Mendelian randomisation analysis. *Lancet Diabetes Endocrinol* 2015; **3**: 243-53
- 12 Davey Smith G, Hemani G. Mendelian randomization: genetic anchors for causal inference in epidemiological studies. *Hum Mol Genet* 2014; **23**: R89-98
- 13 Collaboration CRPCHDG, Wensley F, Gao P, et al. Association between C reactive protein and coronary heart disease: mendelian randomisation analysis based on individual participant data. *BMJ* 2011; **342**: d548
- 14 Hingorani AD, Casas JP. The interleukin-6 receptor as a target for prevention of coronary heart disease: a mendelian randomisation analysis. *Lancet* 2012; **379**: 1214-24
- 15 Emdin CA, Khera AV, Kathiresan S. Mendelian Randomization. *JAMA* 2017; **318**: 1925-6
- 16 Davey Smith G, Paternoster L, Relton C. When Will Mendelian Randomization Become Relevant for Clinical Practice and Public Health? *JAMA* 2017; **317**: 589-91
- 17 Sudlow C, Gallacher J, Allen N, et al. UK biobank: an open access resource for identifying the causes of a wide range of complex diseases of middle and old age. *PLoS Med* 2015; **12**: e1001779
- 18 Matteini AM, Li J, Lange EM, et al. Novel gene variants predict serum levels of the cytokines IL-18 and IL-1ra in older adults. *Cytokine* 2014; **65**: 10-6
- 19 Jardine J, Blotkamp A, Gurol-Urganci I, et al. Risk of complicated birth at term in nulliparous and multiparous women using routinely collected maternity data in England: cohort study. *BMJ* 2020; **371**: m3377
- 20 Shan G, Gerstenberger S. Fisher's exact approach for post hoc analysis of a chi-squared test. *PLoS One* 2017; **12**: e0188709
- 21 Brion MJ, Shakhbazov K, Visscher PM. Calculating statistical power in Mendelian randomization studies. *Int J Epidemiol* 2013; **42**: 1497-501
- 22 Karisnan K, Bakker AJ, Song Y, Noble PB, Pillow JJ, Pinniger GJ. Interleukin-1 receptor antagonist protects against lipopolysaccharide induced diaphragm weakness in preterm lambs. *PLoS One* 2015; **10**: e0124390
- 23 Arend WP, Welgus HG, Thompson RC, Eisenberg SP. Biological properties of recombinant human monocyte-derived interleukin 1 receptor antagonist. *J Clin Invest* 1990; **85**: 1694-7

- 24 McIntyre KW, Stepan GJ, Kolinsky KD, et al. Inhibition of interleukin 1 (IL-1) binding and bioactivity in vitro and modulation of acute inflammation in vivo by IL-1 receptor antagonist and anti-IL-1 receptor monoclonal antibody. *J Exp Med* 1991; **173**: 931-9
- 25 He Y, Hara H, Nunez G. Mechanism and Regulation of NLRP3 Inflammasome Activation. *Trends Biochem Sci* 2016; **41**: 1012-21
- 26 Gross O, Thomas CJ, Guarda G, Tschopp J. The inflammasome: an integrated view. *Immunol Rev* 2011; **243**: 136-51
- 27 Mor G, Cardenas I, Abrahams V, Guller S. Inflammation and pregnancy: the role of the immune system at the implantation site. *Ann N Y Acad Sci* 2011; **1221**: 80-7
- 28 Girard S, Tremblay L, Lepage M, Sebire G. IL-1 receptor antagonist protects against placental and neurodevelopmental defects induced by maternal inflammation. *J Immunol* 2010; **184**: 3997-4005
- 29 Wilson HL, Francis SE, Dower SK, Crossman DC. Secretion of intracellular IL-1 receptor antagonist (type 1) is dependent on P2X7 receptor activation. *J Immunol* 2004; **173**: 1202-8
- 30 Okura D, Horishita T, Ueno S, et al. Lidocaine preferentially inhibits the function of purinergic P2X7 receptors expressed in *Xenopus* oocytes. *Anesth Analg* 2015; **120**: 597-605
- 31 Huang YH, Yen JC, Lee JJ, Liao JF, Liaw WJ, Huang CJ. P2X7 is involved in the anti-inflammation effects of levobupivacaine. *J Surg Res* 2015; **193**: 407-14
- 32 Nitsch D, Molokhia M, Smeeth L, DeStavola BL, Whittaker JC, Leon DA. Limits to causal inference based on Mendelian randomization: a comparison with randomized controlled trials. *Am J Epidemiol* 2006; **163**: 397-403
- 33 Knight M, Kurinczuk JJ, Spark P, Brocklehurst P, Ukoss. Inequalities in maternal health: national cohort study of ethnic variation in severe maternal morbidities. *BMJ* 2009; **338**: b542
- 34 Cardon LR, Palmer LJ. Population stratification and spurious allelic association. *Lancet* 2003; **361**: 598-604
- 35 Burns EM, Rigby E, Mamidanna R, et al. Systematic review of discharge coding accuracy. *J Public Health (Oxf)* 2012; **34**: 138-48
- 36 Shavit Y, Wolf G, Goshen I, Livshits D, Yirmiya R. Interleukin-1 antagonizes morphine analgesia and underlies morphine tolerance. *Pain* 2005; **115**: 50-9
- 37 Lacassie HJ, Columb MO. The relative motor blocking potencies of bupivacaine and levobupivacaine in labor. *Anesth Analg* 2003; **97**: 1509-13



