

Search for single production of a vector-like T quark decaying to a top quark and a Z boson in the final state with jets and missing transverse momentum at $\sqrt{s} = 13$ TeV



The CMS collaboration

E-mail: cms-publication-committee-chair@cern.ch

ABSTRACT: A search is presented for single production of a vector-like T quark with charge $2/3e$, in the decay channel featuring a top quark and a Z boson, with the top quark decaying hadronically and the Z boson decaying to neutrinos. The search uses data collected by the CMS experiment in proton-proton collisions at a center-of-mass energy of 13 TeV, corresponding to an integrated luminosity of 137 fb^{-1} recorded at the CERN LHC in 2016–2018. The search is sensitive to a T quark mass between 0.6 and 1.8 TeV with decay widths ranging from negligibly small up to 30% of the T quark mass. Reconstruction strategies for the top quark are based on the degree of Lorentz boosting of its final state. At 95% confidence level, the upper limit on the product of the cross section and branching fraction for a T quark of small decay width varies between 15 and 602 fb, depending on its mass. For a T quark with decay widths between 10 and 30% of its mass, this upper limit ranges between 16 and 836 fb. For most of the studied range, the results provide the best limits to date. This is the first search for single T quark production based on the full Run 2 data set of the LHC.

KEYWORDS: Beyond Standard Model, Hadron-Hadron Scattering, Vector-Like Quarks

ARXIV EPRINT: [2201.02227](https://arxiv.org/abs/2201.02227)

Contents

1	Introduction	1
2	The CMS detector, data, and simulation	3
3	Event reconstruction and selection	5
4	Background estimation	8
5	Systematic uncertainties	13
6	Results	15
7	Summary	19
	The CMS collaboration	27

1 Introduction

New heavy color-triplet spin-1/2 fermions with nonchiral couplings, referred to as vector-like quarks (VLQs), are predicted in many extensions of the standard model (SM) [1–6] in order to resolve theoretical issues, such as the hierarchy problem. While the masses of the SM chiral quarks arise from Yukawa couplings to the Higgs field, for VLQs non-Yukawa coupling terms in the Lagrangian are allowed. The existence of VLQs is not yet excluded by precision SM measurements, unlike the case of chiral quarks from a fourth generation [7]. Pair production of VLQs occurs via strong interaction processes while single production, which dominates for VLQ masses above ≈ 1 TeV owing to the larger phase space, occurs via electroweak interaction processes.

This paper presents a search for the single production of a vector-like T quark with charge $2/3e$, where the T quark decays to a top quark (t) and a Z boson. The analysis is performed in proton-proton (pp) collision data at $\sqrt{s} = 13$ TeV collected with the CMS detector in Run 2 of the CERN LHC in 2016–2018. An example of a leading-order (LO) Feynman diagram for single T quark production and decay is shown in figure 1.

This analysis targets tZ final states where the top quark decays hadronically via $t \rightarrow Wb \rightarrow q'\bar{q}b$ and the Z boson decays to neutrinos. Neutrinos are not detected in the experimental apparatus, therefore a full reconstruction of the T quark four-momentum cannot be performed, and signal events are characterized by a large transverse momentum (p_T) imbalance.

In addition to the tZ decay channel, a T quark can also decay to a bottom quark (b) and a W boson, or a top quark and a Higgs boson (H), with branching fractions that

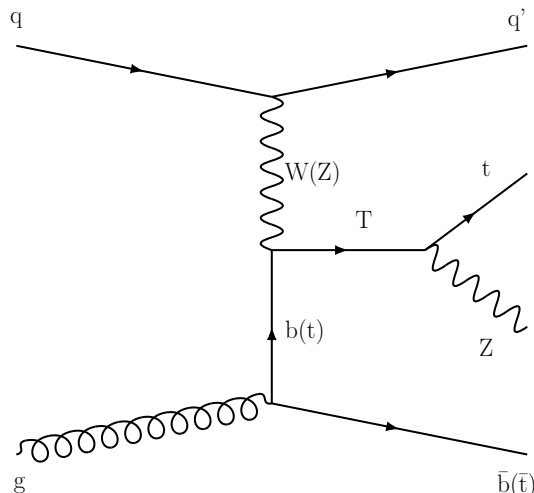


Figure 1. A representative leading-order Feynman diagram for the production of a single vector-like quark T decaying into a Z boson and a top quark.

are a function of the model-dependent couplings with SM third-generation quarks. For a singlet T quark model [3] the branching fractions for the bW , tZ , and tH decay channels are approximately 0.5, 0.25, and 0.25, respectively.

Searches for pair production of T quarks at 13 TeV, targeting a variety of possible final states from the above decay channels, have been performed by the ATLAS [8–13] and CMS [14–18] Collaborations. In particular, the paper [13] presenting the combination of the searches at 13 TeV by the ATLAS Collaboration has set a lower limit of 1.3 TeV at 95% confidence level on the mass of a T quark in the singlet T quark model [3].

A search for single production of T quarks exploiting the same final state as in this analysis, and based on the 2015–2016 data set only, has been reported by the ATLAS Collaboration [19]. Searches in the tZ channel using final states where the Z boson decays to a pair of muons or electrons have been published by both the ATLAS and CMS Collaborations [10, 20]. A search exploiting fully hadronic final states, targeting tZ and tH channels, has been reported in a recent paper [21] by the CMS Collaboration. Also the bW channel has been investigated at 13 TeV in final states where the W boson decays leptonically [22, 23]. No deviations have been observed in any of these searches with respect to the expected SM background. All the above searches are based on data sets corresponding to a maximum integrated luminosity of about 36 fb^{-1} , which is almost a factor of four less than the 137 fb^{-1} used for the analysis described in this paper.

As shown in figure 1, final states of signal events are characterized by a top or bottom quark produced in association with the T quark as well as a quark that tends to be emitted at a low angle with respect to the beam axis, in the forward region of the detector. For the interpretation of our search, we assume a singlet T quark model [5] in which the production process is the associated production with a bottom quark. This process has a much larger cross section, the production in association with a top quark being suppressed owing to the higher top quark mass [5]. However, no specific requirement on the associated top or

bottom quark is considered in the analysis selection and strategy, and by design the results of this search may also be interpreted in terms of other models with a single top quark and missing transverse momentum in the final state.

The considered mass values for the T quark range from 0.6 to 1.8 TeV. Multiple hypotheses for the T quark width (Γ) are probed for the first time in this channel, with values varying from 1 to 30% of the T quark mass, by employing simulated signal samples generated using different width hypotheses. A novel and distinctive feature of this search is that the analysis exploits the fact that the T quark's final state appears differently in the detector, depending on its mass. Accordingly, different reconstruction strategies for the top quark are employed for different mass ranges of the T quark. For lower mass values the quarks from the top quark decay tend to be reconstructed as individual, narrow-cone jets. As the T quark mass increases, the decay products of the boosted top quark become highly collimated, producing jets that overlap either completely or partially. Therefore, for the case of large T quark masses, large-radius jets are studied with the aid of substructure techniques in order to identify jets originating from the top quark or the W boson, enhancing the analysis sensitivity.

Tabulated results are provided in the HEPData record for this analysis [24].

2 The CMS detector, data, and simulation

This analysis is based on pp collision data at $\sqrt{s} = 13$ TeV collected with the CMS detector in Run 2 of the LHC during the years 2016–2018, and corresponding to integrated luminosities of 36.3, 40.7, and 59.8 fb⁻¹, for the 2016, 2017, and 2018 data sets, respectively. The central feature of the CMS apparatus is a superconducting solenoid of 6 m internal diameter, providing a magnetic field of 3.8 T. Within the solenoid volume are a silicon pixel and strip tracker, a lead tungstate crystal electromagnetic calorimeter (ECAL), and a brass and scintillator hadron calorimeter (HCAL), each composed of a barrel and two endcap sections. Forward calorimeters, made of steel and quartz-fibres, extend the pseudorapidity (η) coverage provided by the barrel and endcap detectors. Muons are detected in gas-ionization chambers embedded in the steel flux-return yoke outside the solenoid. A more detailed description of the CMS detector, together with a definition of the coordinate system used and the relevant kinematic variables, can be found in ref. [25].

Events of interest are selected using a two-tiered trigger system. The first level (L1), composed of custom hardware processors, uses information from the calorimeters and muon detectors to select events at a rate of around 100 kHz within a fixed latency of about 4 μ s [26]. The second level, known as the high-level trigger (HLT), consists of a farm of processors running a version of the full event reconstruction software optimized for fast processing, and reduces the event rate to around 1 kHz before data storage [27]. Signal events of this analysis, because of the presence of a boosted Z boson decaying to a pair of neutrinos, are selected online by triggers which require a large transverse momentum imbalance.

Simulated background samples are generated at LO with MADGRAPH5_aMC@NLO [28] for W+jets, Z+jets, and for events with jets arising exclusively from quantum chromodynamics (QCD) interactions (multijet events). The next-to-LO (NLO) generator POWHEG

2.0 [29–31] is used to simulate top quark-antiquark pairs produced in association with jets ($t\bar{t}$ +jets) [32] and single top quark [33] events. The MADGRAPH5_aMC@NLO version is 2.2.2 (2.4.2) for simulated events used with 2016 (2017 and 2018) data. Diboson events with inclusive final states are generated at LO using PYTHIA 8.2 [34]. Diboson events with exclusive final states, generated at NLO with MADGRAPH5_aMC@NLO and POWHEG 2.0, are employed in specific signal regions defined in the analysis to improve the statistical precision of the background estimates. Finally, MADGRAPH5_aMC@NLO at NLO is used for $t\bar{t}$ +V and tZq samples, which are minor backgrounds. The POWHEG 2.0 and MADGRAPH5_aMC@NLO generators are interfaced with PYTHIA 8.2 with the following versions and underlying event tunes: version 8.226 and tune CUETP8M1 [35] for the simulated events used with 2016 data, and version 8.230 and tune CP5 [36] for those used with 2017 and 2018 data. The event tune CUETP8M2T4 [37] is employed for the simulated $t\bar{t}$ +jets events used with 2016 data, and the PYTHIA version 8.240 is adopted for simulated $t\bar{t}$ +jets events used for 2017 and 2018 data. The background processes are initially normalized to their theoretical cross sections, using the highest order available. The W+jets and Z+jets events are further normalized to account for NLO in electroweak and next-to-NLO (NNLO) in QCD corrections to the cross sections from ref. [38]. The cross section for the $t\bar{t}$ background is computed at NNLO in perturbative QCD using a soft-gluon resummation at next-to-next-to-leading logarithmic accuracy with the Top++ 2.0 program [39]. For single top quark production, NLO calculations are performed with HATHOR 2.1 [40].

Signal event samples are generated in the 4-flavor scheme at LO using MADGRAPH5_aMC@NLO interfaced to PYTHIA 8.2. A singlet T quark is assumed that is produced in association with a bottom quark with suppressed right-handed coupling to SM particles [41]. The contribution of the associated production with a top quark is within the theory uncertainty of the dominant production with a bottom quark and is considered negligible. The generated T quark mass in the samples ranges from 0.6 up to 1.8 TeV, and several hypotheses for the T quark width are considered. Narrow-width samples are generated in mass steps of 0.1 TeV and with Γ set to 10 GeV, which is much smaller than the experimental resolution. Large-width samples are generated in mass steps of 0.2 TeV with Γ set to 10, 20, and 30% of the resonance mass m_T . Again, the version MADGRAPH5_aMC@NLO 2.2.2 (2.4.2) is used for 2016 (2017 and 2018) simulated events. The choice of the interval and granularity for the large-width samples, both in m_T and Γ , takes into account the sensitivity of the discriminating observables to these variables. All possible decays of the top quark and Z boson have been considered for the signal process. The total cross section for a singly produced T quark that decays to tZ is computed using the interpretation framework described in ref. [42]. The cross section values for the Γ/m_T hypotheses of 1, 10, 20, and 30% are obtained from computations performed at LO QCD with the full width calculation, based on ref. [43]. The cross section values for the single production of a vector-like singlet T quark with Γ/m_T of 1, 10, 20, and 30% are reported in table 1. An additional benchmark is considered for a value of Γ/m_T of 5%, and the same narrow width signal sample is used in this case as for the hypothesis with 1% for Γ/m_T . The cross section values for the 5% mass points are extrapolated from the values corresponding to the 1 and 10% hypotheses using the procedure described in ref. [21].

m_T [TeV]	$\sigma(\text{pp} \rightarrow \text{T}bq \rightarrow \text{tZ}bq)$ [fb]			
	$\Gamma/m_T = 1\%$	$\Gamma/m_T = 10\%$	$\Gamma/m_T = 20\%$	$\Gamma/m_T = 30\%$
0.6	175 (34)	1750 (340)	3500 (690)	5200 (1000)
0.7	78 (16)	780 (160)	1520 (310)	2240 (710)
0.8	41.5 (8.6)	409 (85)	790 (170)	1150 (250)
0.9	23.3 (5.0)	228 (49)	437 (94)	630 (140)
1.0	13.6 (3.0)	132 (29)	251 (55)	360 (80)
1.1	8.2 (1.8)	79 (18)	150 (34)	214 (48)
1.2	5.1 (1.2)	49 (11)	93 (21)	131 (30)
1.3	3.25 (0.75)	31.2 (7.3)	59 (14)	82 (19)
1.4	2.12 (0.50)	20.3 (4.8)	37.9 (9.0)	54 (13)
1.5	1.41 (0.34)	13.4 (3.2)	25.0 (6.0)	35.2 (8.4)
1.6	0.94 (0.23)	9.0 (2.2)	16.8 (4.1)	23.5 (5.7)
1.7	0.64 (0.16)	6.2 (1.5)	11.5 (2.8)	16.0 (3.9)
1.8	0.45 (0.11)	4.2 (1.1)	7.9 (2.0)	11.0 (2.8)

Table 1. Theoretical cross sections, in fb, for single production of a vector-like singlet T quark in association with a bottom quark, with the T quark decaying to tZ, for mass hypotheses between 0.6 and 1.8 TeV in steps of 0.1 TeV, and for resonance widths that are 1, 10, 20, and 30% of its mass. The framework for the computation is described in refs. [42, 43]. The uncertainties, given in parentheses, are obtained by halving and doubling the values of QCD renormalization and factorization scales.

The simulated samples are generated using the LO NNPDF 3.0 [44] parton distribution function (PDF) sets for 2016, except for $t\bar{t}$ and single top quark events, which adopt NLO PDF sets in this case, and using the NNLO NNPDF 3.1 [45] PDF sets for 2017 and 2018. The generated events are passed through a simulation of the CMS detector based on GEANT4 [46, 47]. Additional interactions in the same or adjacent bunch crossings (pileup) are included in the simulation, with their frequency distribution adjusted to match that observed in data.

3 Event reconstruction and selection

The candidate vertex with the largest value of summed physics-object p_T^2 is taken to be the primary pp interaction vertex. The physics objects are the jets, clustered using the jet finding algorithm [48, 49] with the tracks assigned to candidate vertices as inputs, and the associated missing transverse momentum, taken as the negative vector sum of the p_T of those jets. The primary vertex must be within 24 cm of the nominal interaction point along the beam axis and within 2 cm in the transverse plane.

Particle candidates in the event are reconstructed using the particle-flow (PF) algorithm [50], which performs a global event reconstruction by combining the information from the various elements of the CMS detector, and which provides identification of muons, electrons, photons, and charged and neutral hadrons. Jets are clustered from the PF candidates using the anti- k_T algorithm [48] with distance parameters of 0.4 (AK4 jets) and

0.8 (AK8 jets). An algorithm [51] is applied to the AK4 jets to remove charged hadrons not originating from the primary vertex, while for the AK8 jets the pileup per particle identification algorithm [52] is employed, which assigns a weight to charged and neutral PF candidates, according to the likelihood that the particle originates from a pileup interaction. The weight is then used to rescale the particle four-momentum. Correction factors as a function of the p_T , η , energy density, and the area of the jet are applied to calibrate the jet energy scale. The jet energy resolution for simulated jets is adjusted to reproduce the resolution in data [53].

The missing transverse momentum vector \vec{p}_T^{miss} is defined as the negative vector p_T sum of all the PF candidates in an event, and its magnitude is denoted as p_T^{miss} [54]. The missing hadronic activity \vec{H}_T^{miss} is defined as the negative vector sum of the AK4 jets p_T , and its magnitude is denoted as H_T^{miss} . The \vec{p}_T^{miss} and \vec{H}_T^{miss} are modified to account for corrections to the energy scale of the reconstructed jets in the event. The missing transverse momentum and the missing hadronic activity are computed also at online level, using algorithms similar to the offline versions. Events are selected at the HLT if they have p_T^{miss} and H_T^{miss} greater than 120 GeV.

At offline level, the AK4 jets selected for the analysis must have $p_T > 30$ GeV, while the AK8 jets must have $p_T > 200$ GeV. Central AK4 or AK8 jets must have $|\eta| < 2.4$. Central AK4 jets are used as input to the b tagging algorithm to identify jets originating from the hadronization of a bottom quark. Forward jets are defined as AK4 jets in the region $2.4 \leq |\eta| \leq 4.0$. Jets with larger values of $|\eta|$ are not included in the count of forward jets, in order to reduce the contribution from pileup interactions.

The mass of an AK8 jet is measured after applying jet grooming techniques, in which the constituents of the AK8 jets are reclustered using the Cambridge-Aachen algorithm [55, 56]. The modified mass drop tagger algorithm [57, 58], also known as the soft-drop (SD) algorithm, with an angular exponent $\beta = 0$, soft cutoff threshold $z_{\text{cut}} < 0.1$, and characteristic radius $R_0 = 0.8$ [59], is applied to remove soft and wide-angle radiation from the jet.

Jets containing b hadrons (b jets) are identified using a version of the combined secondary vertex algorithm based on a deep neural network [60, 61]. A working point with an identification efficiency of 70% for genuine b jets and a rejection of 99% for light-flavor jets is used for AK4 jets. The b tagging efficiencies in simulated event samples are corrected to match those measured in data.

The AK8 jets may be tagged as originating from a W boson decaying to $q'\bar{q}$ (W jet) or from a top quark decaying into a fully hadronic final state (t jet). An AK8 jet is identified as a W jet by using the groomed SD mass m_{jet} , which is required to be between 65 and 105 GeV. A requirement on the decorrelated N -subjettiness ratio denoted as τ_{21}^{DDT} , which is constructed to decorrelate the dependence on the jet p_T scale and mass [62, 63], is also applied. We first define $\tau_{21} = \tau_2/\tau_1$ [64], and then the decorrelated ratio is $\tau_{21}^{\text{DDT}} = \tau_{21} - M \ln[m_{\text{jet}}^2/(p_T^{\text{jet}} \mu)]$, where p_T^{jet} is the jet p_T , $\mu = 1$ GeV, and M is a parameter equal to -0.080 (-0.082) for 2016 (2017 and 2018) data. The requirement $\tau_{21}^{\text{DDT}} < 0.43$ is applied, corresponding to an efficiency varying between 9 and 31% over the kinematic range of this analysis for the combined m_{jet} and τ_{21}^{DDT} requirements, and an efficiency of incorrectly

tagging a jet from a quark or gluon between 0.4 and 3.6%, increasing with the jet p_T . The variables for W tagging are calibrated in a $t\bar{t}$ sample enriched in hadronically decaying W bosons [65].

The combined secondary vertex algorithm for b tagging is also applied to the subjects that constitute the internal structure of an AK8 jet after the removal of the recognized soft radiation. In this case a looser working point, with an identification efficiency of 85% for genuine b jets and a rejection of 90% for light-flavor jets, is applied.

An AK8 jet is identified as a t jet if it has a $p_T > 400$ GeV, at least one subjet b tagged, a groomed SD mass between 105 and 220 GeV, and if it satisfies the requirement on the N -subjettiness ratio $\tau_{32} = \tau_3/\tau_2 < 0.65$. A decorrelated N -subjettiness ratio has not been constructed in this case, but the overall performances of tagging criteria have been optimized targeting specifically the identification of top quarks. The variables for top tagging are calibrated in a $t\bar{t}$ -enriched sample [66]. The combined SD mass and τ_{32} requirements correspond to a t jet tagging efficiency of about 39%, and an efficiency of incorrectly identifying a jet from another quark as a t jet of between 1.8 and 3.5%, depending on the data-taking year.

Electron and muon candidates are reconstructed in order to reject background events containing leptons. Electron candidates are reconstructed in the fiducial region $|\eta| < 2.5$ by matching the energy deposits in the ECAL with tracks reconstructed in the tracker [67]. Electron identification criteria are based on the energy distribution in the ECAL, on the ratio of the energies measured in the HCAL and ECAL in the region around the electron candidate, and on the compatibility of the track with the primary vertex of event. Muon candidates are reconstructed within the acceptance of the CMS muon system $|\eta| < 2.4$ by using information from both the muon and tracker systems [68]. Muon identification criteria are based on the track impact parameter, the track reconstruction quality, and the number of hits observed in the tracker and muon systems. Tracks of leptons (electrons and muons) are required to be isolated from unassociated energy deposits in the event. An upper threshold is applied to an isolation variable [67, 68] defined as the scalar p_T sum of the charged and neutral hadrons and photons in a cone around the lepton direction of size $\Delta R = \sqrt{(\Delta\eta)^2 + (\Delta\phi)^2}$, where ϕ is the azimuthal angle in radians. The cone size is 0.4 for muons and 0.3 for electrons. The sum is then corrected for pileup effects and divided by the lepton p_T .

In the offline analysis, events are selected if they have at least one AK4 jet with $p_T > 30$ GeV and $|\eta| < 4.0$, and $p_T^{\text{miss}} > 200$ GeV. In order to suppress multijet background events, the angular separation $\Delta\phi_{\text{jet}, \vec{p}_T^{\text{miss}}}$ between every AK4 jet and the \vec{p}_T^{miss} must be greater than 0.6. Events containing identified electrons or muons are vetoed.

Three different top quark candidate reconstruction strategies are exploited. A top quark candidate can be identified as a single t jet (merged case), or it can be reconstructed from the combination of one W jet and one b jet (partially merged case), or of three AK4 jets (resolved case).

In the partially merged case, if multiple W jets are present in the event, the one with the highest p_T is chosen for the top quark reconstruction, and b jets are considered for top quark reconstruction only if they are separated from the W jet by $\Delta R_{W,b} > 1.2$. For the

resolved top quark reconstruction, at least one of the three jets used for the combination must have been tagged as one b jet. In all three cases, if multiple top quark candidates of the same type are reconstructed, the one with the largest p_T is selected for the subsequent steps of the analysis.

Each selected event is assigned to one of six exclusive categories, defined according to the type of the reconstructed top quark candidate, i.e., merged, partially merged, or resolved case, and to the presence or not of at least one forward jet. If multiple types of top quark candidates are reconstructed, the event is assigned to only one category according to the following hierarchy, established after an optimization procedure aimed at achieving the best expected exclusion limit over the whole mass range: first the merged category, then the partially merged category, and finally the resolved category. Additional requirements are applied to events in the resolved category in order to enhance the sensitivity: the resolved top quark candidate must have $p_T > 250$ GeV, and the event H_T , defined as the scalar sum of the AK4 jets p_T , must be greater than 200 GeV.

The signal selection efficiency, including both the contribution from detector acceptance and selection efficiency, in each of the six event categories is reported in figure 2, for all the masses and widths of the T quark considered in the analysis. All possible decays of the top quark and Z boson are considered. The efficiency is averaged over the three data-taking years according to the respective integrated luminosities. The figure shows that, for the resolved analysis, the signal efficiency reaches the highest value for the mass hypotheses around 0.8 TeV after correction for threshold effects due to kinematic requirements applied, and decreases as the hypothesized resonance mass increases. The opposite trend can be seen for the merged analysis, which in contrast displays an efficiency that increases with the mass hypothesis. This behavior is consistent with the top quark decay products being more collimated for higher top quark momentum regimes, corresponding to higher T quark mass hypotheses. The partially merged analysis has a lower efficiency than the other two; nonetheless, it helps to recover signal events that are not selected by the merged and resolved analyses. The wide width interpretations feature similar efficiencies to the narrow width case, except for the lower mass points, where the broader mass distribution allows more events to pass the momentum thresholds required in the selections.

The signal extraction is based on a simultaneous fit to the transverse mass of the top quark candidate and \vec{p}_T^{miss} system, $M_T = \sqrt{2p_T^t p_T^{\text{miss}} (1 - \cos \Delta\phi_{t, \vec{p}_T^{\text{miss}}})}$, in the six analysis categories.

4 Background estimation

The major sources of background after the event selection are $t\bar{t}$ +jets, W+jets, and Z+jets events where the Z boson decays to neutrinos. For the merged categories the Z+jets background is the largest, followed by significant contributions from W+jets and $t\bar{t}$ +jets events. For the partially merged categories the $t\bar{t}$ +jets background is dominant. For the resolved categories the $t\bar{t}$ +jets background is the leading one, followed by significant contributions from W+jets and Z+jets events. The contributions from minor backgrounds,

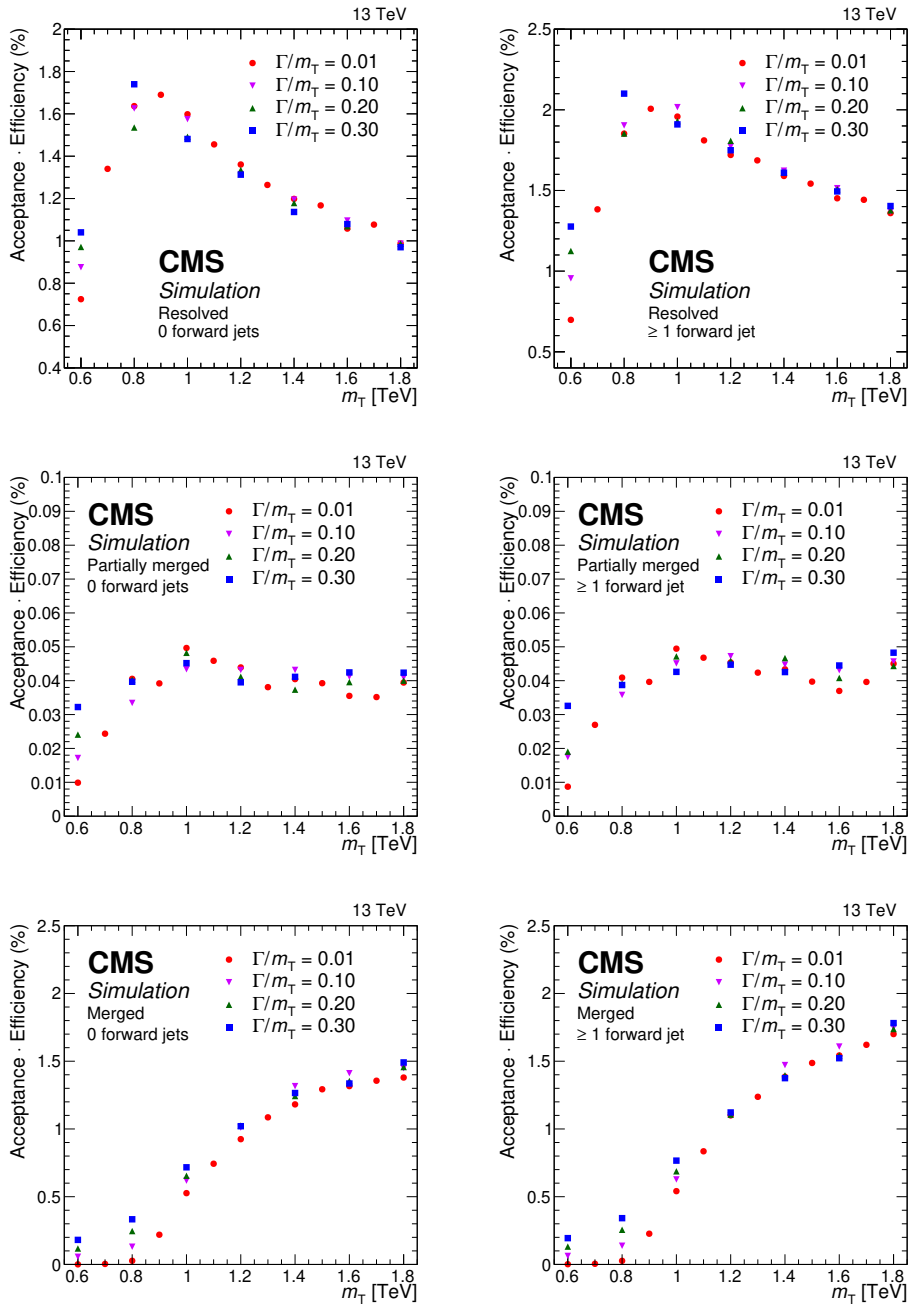


Figure 2. The product of the signal acceptance and efficiency, averaged over the three data-taking years, for the final event selection in the resolved (upper), partially merged (central), and merged (lower) categories, for the zero forward jets (left), and at least one forward jet (right) categories. The numerator is the number of events passing the respective selection, the denominator is the total expected number of events. All possible decays of the top quark and Z boson are considered in both numerator and denominator of the efficiency computation, therefore the values are not corrected for the branching fraction of the final state.

such as single top quark and multijet events, are estimated from simulation, since their contribution is smaller than the other two by more than one order of magnitude.

Corrections to the simulations are derived from dedicated background-enriched samples in data, referred to as control regions, and then applied to the background transverse mass (M_T) distributions in the signal regions before performing the fit.

Different strategies for the determination of the correction factors are employed for the resolved, the merged, and partially merged categories, because the amount of data in the control regions and the mismodeling corrections are different.

For events in the resolved category, possible discrepancies between data and simulation distributions of the discriminating variables are likely to be due to unaccounted higher-order corrections in perturbative QCD or quantum electrodynamics calculations. In this case, the large numbers of events in the control regions allow the correction factors to be determined as functions of H_T and p_T^{miss} .

For events in the merged and partially merged categories, background processes can satisfy the selection requirements of the signal region because of jets that occasionally satisfy the requirements to be identified as t and W jets. For such events data and simulation can differ because of fluctuations in the hadronic jets background and the lack of higher-order corrections in the simulation. In the signal regions, such jets are mostly produced in association with W or Z bosons. In this case, the correction factors are determined in ranges of the observable M_T , and a smoothing procedure is applied.

Independent sets of control regions are defined for the resolved, the merged, and the partially merged categories. Starting from the baseline selection of each category, one or more requirements are inverted in order to obtain a properly background-enriched sample of events. In the following, only the requirements that have been inverted with respect to the signal selection for each category are described, while all the others stay the same.

In the resolved category, the $t\bar{t}$ control region is defined by requiring at least one identified lepton in the event. The W+jets control region is defined by selecting events with at least one identified lepton and no b jets. The Z+jets control region is defined by selecting events with no b jets.

In the merged category, the $t\bar{t}$ control region is defined by requiring at least one identified lepton in the event and removing the requirement on the minimum $\Delta\phi_{\text{jet},\vec{p}_T^{\text{miss}}}$ from the selection. A single control region is defined for Z+jets and W+jets by requiring that no subjet of the merged top quark candidate has been identified as one b jet.

In the partially merged category, the background is largely given by $t\bar{t}$ events, therefore only a control region for $t\bar{t}$ is used, which is defined by requiring the minimum $\Delta\phi_{\text{jet},\vec{p}_T^{\text{miss}}} < 0.6$.

The strategy employed for the background prediction in the merged and partially merged categories is tested in an independent sample, defined with the same selection as the merged category but with the AK8 jet SD mass being outside the interval 105–220 GeV. For the resolved categories, the background estimation method is validated in a sample obtained from a looser selection, defined by removing the requirement on at least one b jet in the event. Figures 3 and 4 show the comparison of data and the predicted backgrounds in the above validation samples for the merged and resolved categories, respectively.

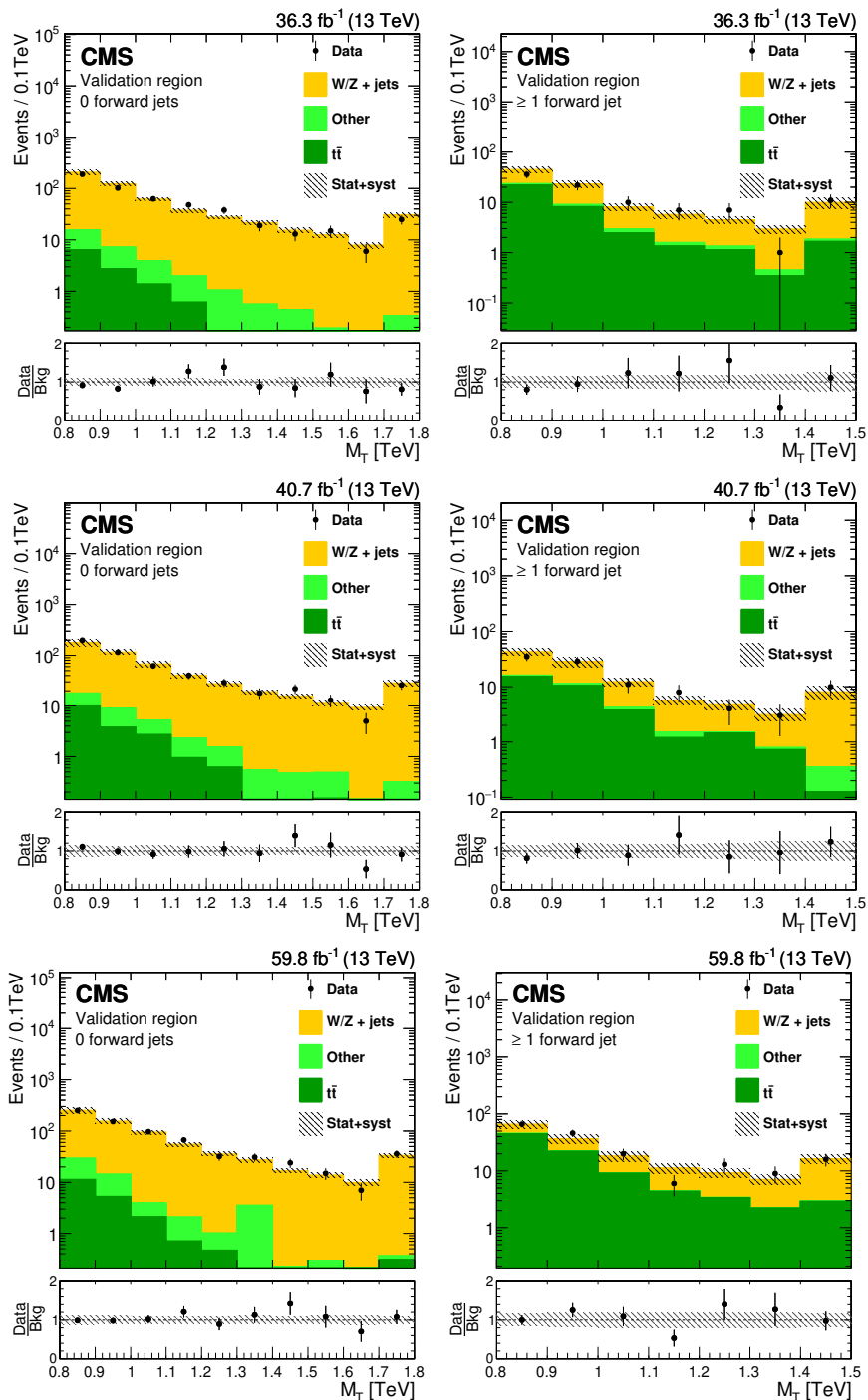


Figure 3. Distributions of the transverse mass M_T of the reconstructed top quark and \vec{p}_T^{miss} system, for events in validation samples selected as in the merged categories, but with the AK8 jet SD mass outside the interval 105–220 GeV, for events with no forward jet (left) and at least one forward jet (right), and for 2016 (upper), 2017 (central), and 2018 (lower). The overflow is included in the last bin. The predictions of the main background components have been determined in simulation with scale factors applied to match data extracted from control regions. The uncertainties after the fit to data in the validation regions are shown.

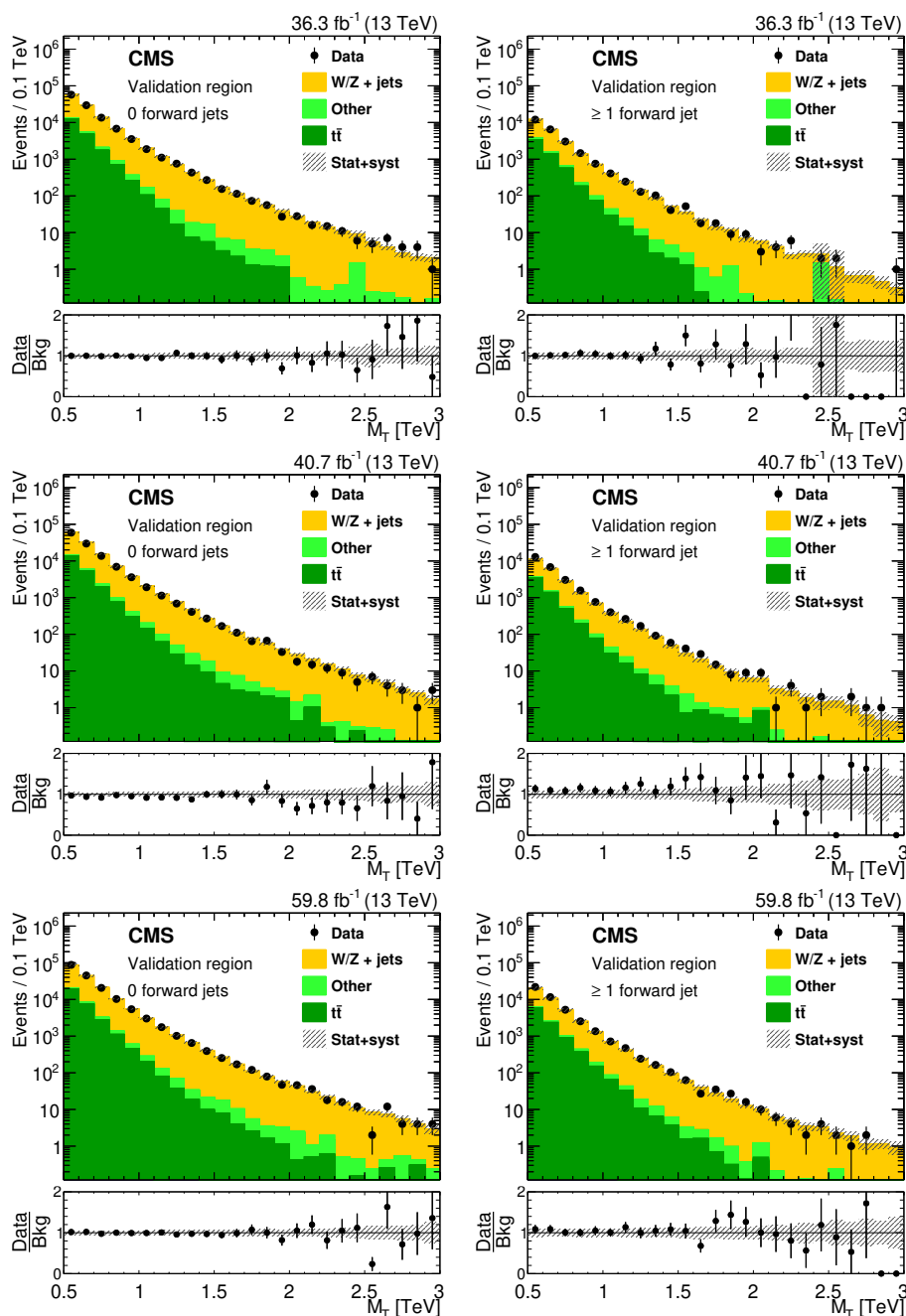


Figure 4. Distributions of the transverse mass M_T of the reconstructed top quark and \vec{p}_T^{miss} system, for events in validation samples selected as in the resolved categories, but without the requirement of at least one b jet in the event, for events with no forward jet (left) and at least one forward jet (right), and for 2016 (upper), 2017 (central), and 2018 (lower). The predictions of the main background components have been determined in simulation with scale factors applied to match data extracted from control regions. The uncertainties before the fit to data in the validation regions are shown.

5 Systematic uncertainties

Systematic uncertainties, both of theoretical and of experimental origin, affect the background and signal prediction in terms of the pre-fit event rate, or the shape of the transverse mass (M_T) distributions, or both. Most of the uncertainties are related to corrections that are applied to simulated events in order to account for the known discrepancies with data. The background determination procedure described in section 4, including the derivation of the correction factors, is repeated for each systematic uncertainty variation in order to derive the corresponding modified background M_T distributions. A summary of the systematic uncertainties and their effect in the analysis is reported in table 2.

The total 2016–2018 integrated luminosity has an uncertainty of 1.6% [69], which applies to the overall event rates of all simulated processes.

The uncertainty associated with the mismodeling of pileup is evaluated by varying the pp total inelastic cross section used to compute the pileup distribution in data by $\pm 4.6\%$ [70], resulting in a change in the normalization in the range 0.2–3%, depending on the category, the year, and the signal or background component.

Systematic uncertainties due to differences in the trigger efficiency between data and simulation are found to be 1–3%. During the 2016 and 2017 data-taking, a gradual shift in the timing of the inputs of the ECAL L1 trigger in the region $|\eta| > 2.0$ caused a specific trigger inefficiency. For events containing a jet with $p_T \gtrsim 100$ GeV in the region $2.5 < |\eta| < 3.0$, the efficiency loss is approximately 10–20%, depending on p_T , η , and data-taking period [26]. Correction factors were computed from data and applied to the acceptance evaluated by simulation, resulting in a systematic uncertainty of 0.2–3%.

The jet four-momenta are varied according to the jet energy scale and resolution uncertainties, resulting in a systematic uncertainty of 2–18 and 1–5%, respectively. The uncertainty in the b tagging efficiency for the b, c, and light-flavor quarks or gluon has been evaluated by varying the corrections applied to simulation by their uncertainties, giving a change in the normalization in the range 0.5–1.2%. A similar procedure is done with the t and W jet tagging uncertainties, giving a variation in the normalization of 9–10 and 7–8%, respectively.

The uncertainties from the choice of the PDF are evaluated by reweighting the simulated signal and background events using the NNPDF 3.0 or 3.1 sets of eigenvectors [71].

The choice of the factorization and renormalization scales, μ_F and μ_R , affects both the cross section and the acceptance of each background. The uncertainties are estimated separately for each background by halving or doubling both scales together, compared to the nominal values used in simulation. The changes in the background rates are found to be between 10–30%. For the signal this source of uncertainty affects only the acceptance.

The uncertainties associated with the PDF choice, the b tagging efficiencies and mistag rates, and the pileup simulation are found to have negligible effects on the shape of the M_T distribution, so only their effects on the overall event rates are considered.

For each background contribution, the statistical uncertainty in each bin of the M_T distribution is taken into account. All uncertainties are considered fully correlated across

Source	Effect (%)	Type
Integrated luminosity	1.8	rate
Pileup	0.2–3	rate
b tagging	0.5–1.2	rate
t tagging	9–10	rate, shape
W tagging	7–8	rate, shape
Trigger efficiency	1–3	rate, shape
ECAL L1 trigger inefficiency	0.2–3	rate, shape
Jet energy scale	2–18	rate, shape
Jet energy resolution	2–5	rate, shape
PDF	1–5	rate
μ_R, μ_F	10–30	rate, shape
Background scale factors	5–50	rate, shape

Table 2. Summary of the systematic uncertainties. The maximum range of change in the pre-fit event rate of signals and backgrounds across all years and categories for one standard deviation change in the systematic uncertainty is reported in the “Effect” column. All uncertainties are considered fully correlated across the three years of data-taking, except for those corresponding to the ECAL L1 trigger inefficiency and the background scale factors. The third column indicates whether the uncertainty affects both the rate and the shape of the distributions or the rate only. Except for the background scale factors, all the uncertainties affect both signal and background inputs to the fit.

the three years of data-taking, except for those corresponding to the ECAL L1 trigger inefficiency and the background scale factors.

The effect on the background M_T distribution of the statistical uncertainties in the scale factors, due to the limited number of events in the data control regions and in simulation, is treated as follows: first the statistical uncertainty in the scale factors is estimated, then two possible uncertainties in the overall background distribution are considered. The first uncertainty considers the envelope of all bin variations, thus all scale factors variations are treated as fully correlated over each bin of the M_T spectrum. The second uncertainty considers the scale factor variation in each bin of M_T to linearly decrease from the maximum value at one extreme of the M_T spectrum to the minimum value at the other. This uncertainty corresponds to the maximum variation in the M_T slope allowed in data, and it is not uniform over the M_T spectrum, because the statistical uncertainty grows larger at the higher end of the spectrum. All these uncertainties are independently derived for each year and fit simultaneously to data by employing separate nuisance parameters. This parametrization has been chosen to reduce the dependency on bin-by-bin statistical fluctuations, which may cause a bias on the signal yield extracted in the statistical procedure. The number of nuisance parameters considered is the minimum that allows closure in data validation regions, showing that the respective variation encompass the statistical variation seen in data.

6 Results

The transverse mass (M_T) distributions of the selected events in the merged, partially merged, and resolved categories are shown in figures 5–7, respectively. The predictions for the background processes have been obtained with the procedure described in section 4.

The signal extraction procedure is based on a simultaneous maximum likelihood fit to the M_T distributions in all signal regions. Systematic uncertainties are treated as nuisance parameters, assumed to be described by a log-normal probability density function, for systematic uncertainties that affect the rate, or a Gaussian probability density function, for systematic uncertainties that affect the M_T distribution shape. Templates for background and signal are also shown in figures 5–7.

No evidence of a statistically significant signal is found from the fit to the data. The largest excess over the expected background, corresponding to a significance of 2.5 standard deviations, is found in the narrow-width hypothesis for a T quark mass of 1.4 TeV. The global significance to have such an excess over the entire mass range 0.6–1.8 TeV is 2.2 standard deviations. This deviation from the expected background is mainly due to a broad excess of events in the transverse mass distribution for $M_T > 1$ TeV, observed in 2016 data for events in the resolved category and with at least one forward jet (see figure 7).

Upper limits at 95% confidence level (CL) are set on the product of the single T quark production cross section and $T \rightarrow tZ$ channel branching fraction. The limits are determined using the CL_s method [72–75], taking the profile likelihood ratio as the test statistic with the asymptotic limit approximation.

The observed and expected combined upper limits from the six event categories, as functions of the T quark mass m_T , and for several hypotheses on its width, are shown in figures 8 and 9 respectively. The limits at low values of m_T are mostly driven by the resolved categories, while the merged categories are the most effective at high values, reflecting the different sensitivities in different m_T ranges. The limits at intermediate values of m_T benefit from the sensitivity of all the event categories employed in the analysis. The high limit at 1.4 TeV is driven by the excess seen in the resolved category.

Assuming a narrow-width resonance, values of the product of production cross section and branching fraction greater than 602 to 15 fb are excluded at 95% CL for masses in the range 0.6–1.8 TeV.

For a resonance of width in the range 10–30% of its mass, values greater than 836 to 16 fb are excluded at 95% CL for masses in the range 0.6–1.8 TeV.

These results set the most stringent limits on the product of the cross section for single T quark production and the branching fraction into the tZ decay channel over the mass ranges 0.6–1.2 and 1.5–1.8 TeV. For mass values in the range 1.2–1.5 TeV, the measurements reported in [19–21] give a comparable or lower limit because of the excess of events observed in this region in our data.

These results also set the best lower limits on the T quark mass in the singlet model, for various resonance width hypotheses: values of T quark mass lower than 0.98, 1.1, 1.3, and 1.4 TeV are excluded for resonance widths 5, 10, 20, and 30% of the mass, respectively.

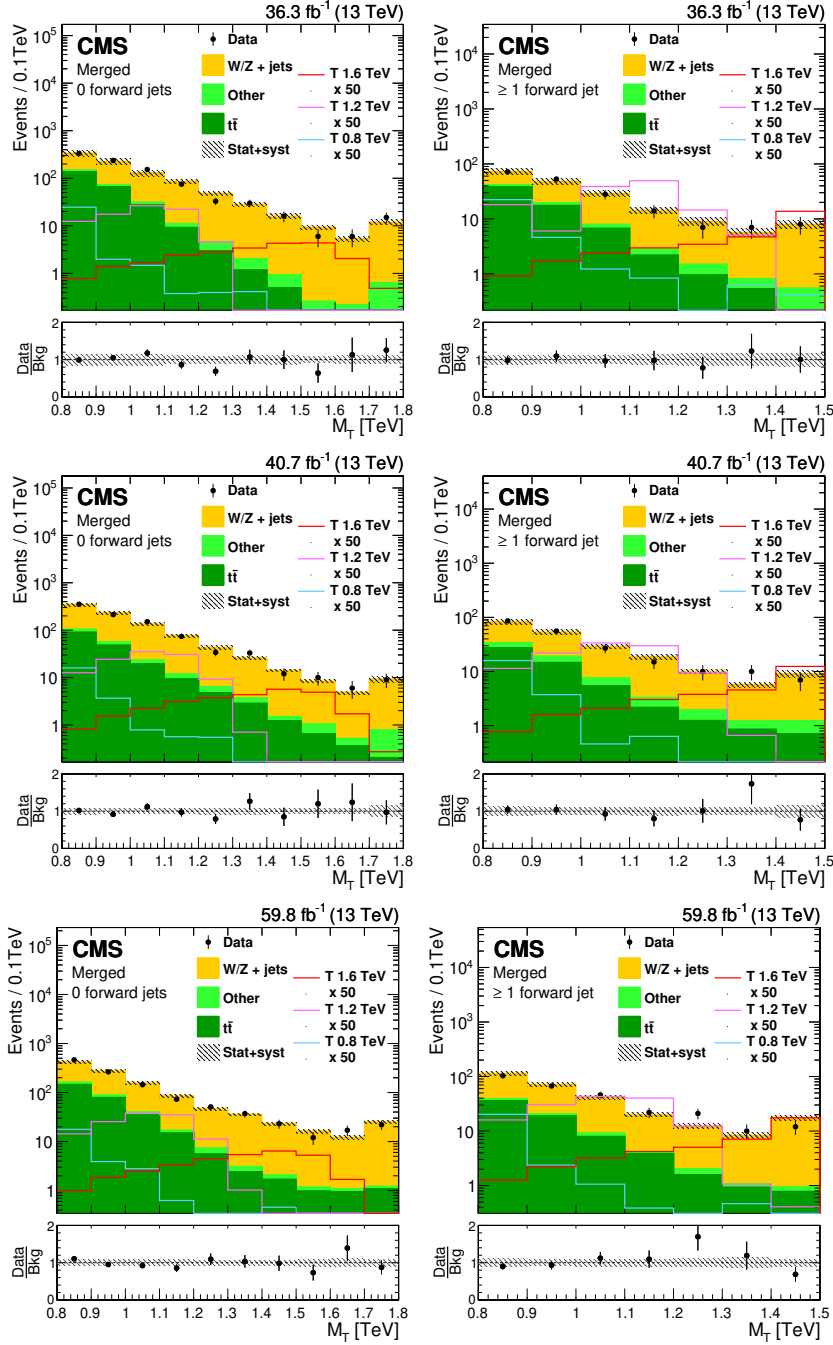


Figure 5. Distributions of the transverse mass M_T of the reconstructed top quark and \vec{p}_T^{miss} system, for the selected events in the merged categories, for events with no forward jet (left) and at least one forward jet (right), and for 2016 (upper), 2017 (central), and 2018 (lower). The overflow is included in the last bin. The distributions for the main background components have been determined in simulation with scale factors extracted from control regions. All background processes and the respective uncertainties are derived from the fit to data, while the distributions of signal processes are represented according to the expectation before the fit. The lines show the signal predictions for three benchmark mass values (0.8, 1.2, and 1.6 TeV) of a T quark of negligible resonance width. Illustrative signal yields are multiplied by a factor of 50 to improve their visibility.

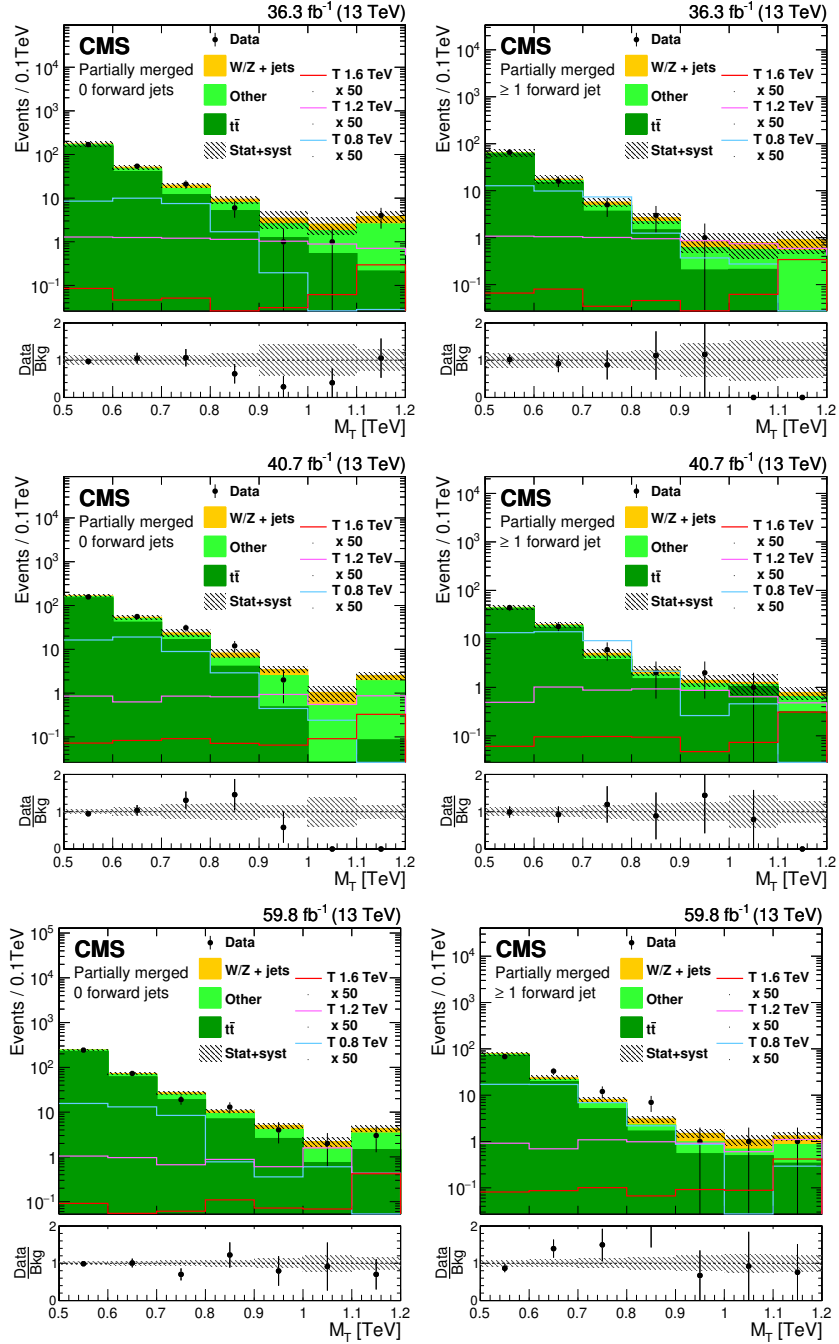


Figure 6. Distributions of the transverse mass M_T of the reconstructed top quark and \vec{p}_T^{miss} system, for the selected events in the partially merged categories, for events with no forward jet (left) and at least one forward jet (right), and for 2016 (upper), 2017 (central), and 2018 (lower). The overflow is included in the last bin. The distributions for the main background components have been determined in simulation with scale factors extracted from control regions. All background processes and the respective uncertainties are derived from the fit to data, while the distributions of signal processes are represented according to the expectation before the fit. The lines show the signal predictions for three benchmark mass values (0.8, 1.2, and 1.6 TeV) of a T quark of negligible resonance width. Signal yields are multiplied by a factor of 50 to improve their visibility.

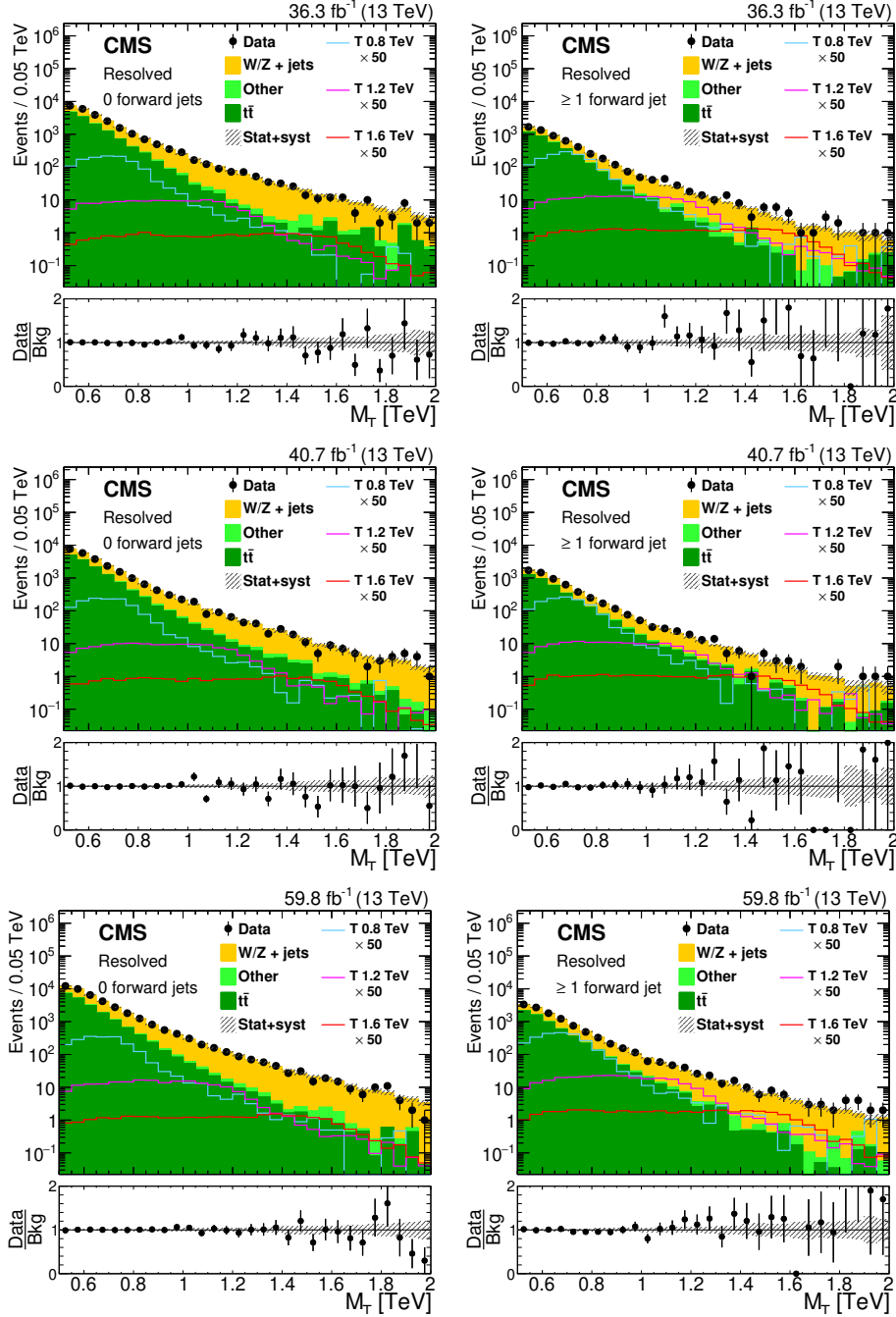


Figure 7. Distributions of the transverse mass M_T of the reconstructed top quark and \vec{p}_T^{miss} system, for the selected events in the resolved categories, for events with no forward jet (left) and at least one forward jet (right), and for 2016 (upper), 2017 (central), and 2018 (lower). The distributions for the main background components have been determined in simulation with scale factors extracted from control regions. All background processes and the respective uncertainties are derived from the fit to data, while the distributions of signal processes are represented according to the expectation before the fit. The lines show the signal predictions for three benchmark mass values (0.8, 1.2, and 1.6 TeV) of a T quark of negligible resonance width. Signal yields are multiplied by a factor of 50 to improve their visibility.

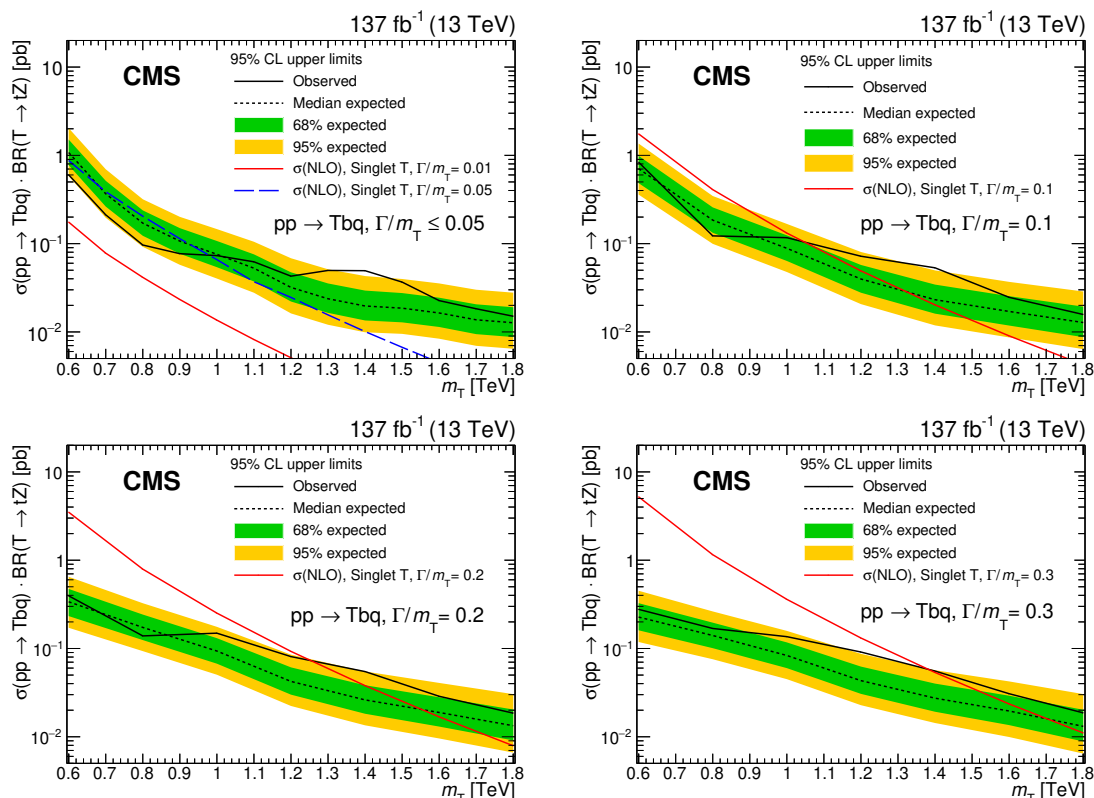


Figure 8. Observed and expected 95% CL upper limits on the product of the single production cross section for a singlet VLQ T quark and the $T \rightarrow tZ$ branching fraction, as functions of the T quark mass m_T for a narrow-width resonance (upper left), and a width of 10% (upper right), 20% (lower left), and 30% (lower right) of the T quark mass. A singlet T quark is assumed, produced in association with a bottom quark. The inner (green) band and the outer (yellow) band indicate the regions containing 68 and 95%, respectively, of the distribution of limits expected under the background-only hypothesis. The solid curves show the theoretical expectation at NLO. In the case of a narrow-width resonance, the width of 1 (5)% of the resonance mass is indicated with a red (blue) curve.

7 Summary

A search for the single production of a vector-like quark T with charge $2/3e$ decaying to a top quark and a Z boson has been presented. The analysis is based on LHC proton-proton collision data collected by the CMS experiment, corresponding to an integrated luminosity of 137 fb^{-1} . Upper limits at 95% confidence level are set on the product of the production cross section and the $T \rightarrow tZ$ channel branching fraction. Values greater than 602 to 15 fb for T quark masses between 0.6 and 1.8 TeV are excluded at 95% confidence level for a T quark of negligible resonance width produced in association with a bottom quark. Values greater than 836 to 16 fb for masses between 0.6 and 1.8 TeV are excluded at 95% confidence level for a T quark of resonance width from 10 to 30% of its mass. These results provide the best exclusion limits on the production of single vector-like T quarks

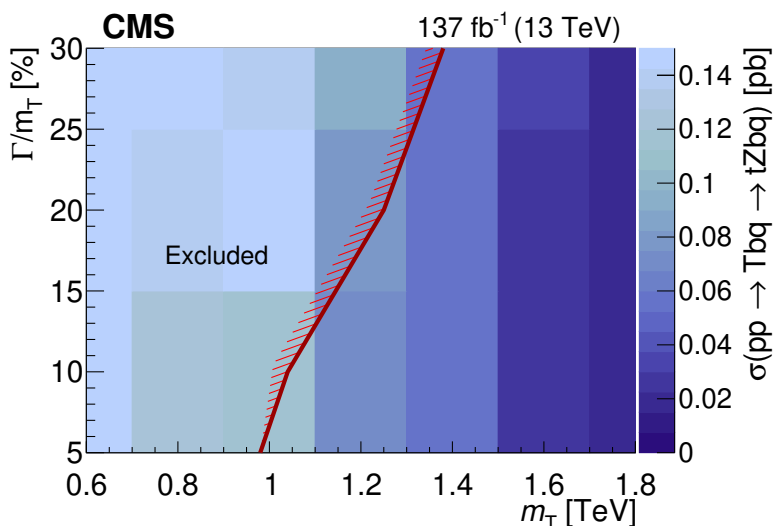


Figure 9. Observed 95% CL upper limit on the product of the single production cross section for a singlet VLQ T quark and the $T \rightarrow tZ$ branching fraction, as a function of the T quark mass m_T and width Γ , for widths from 5 to 30% of the mass. A singlet T quark that is produced in association with a bottom quark is assumed. The solid red line indicates the boundary of the excluded region (on the hatched side) of theoretical cross sections, as reported in table 1.

in the tZ decay channel over the mass range from 0.6 to 1.2 TeV and from 1.5 to 1.8 TeV. An interpretation of these results within a theoretical framework in which the T quark is a singlet, and assuming a resonance width of 5% of the mass, leads to the exclusion of a T quark of mass below 0.98 TeV. The excluded mass range extends up to 1.4 TeV for a resonance width 30% of the mass. This is the first search for single T quark production based on the full LHC Run 2 data set.

Acknowledgments

We congratulate our colleagues in the CERN accelerator departments for the excellent performance of the LHC and thank the technical and administrative staffs at CERN and at other CMS institutes for their contributions to the success of the CMS effort. In addition, we gratefully acknowledge the computing centers and personnel of the Worldwide LHC Computing Grid and other centers for delivering so effectively the computing infrastructure essential to our analyses. Finally, we acknowledge the enduring support for the construction and operation of the LHC, the CMS detector, and the supporting computing infrastructure provided by the following funding agencies: BMBWF and FWF (Austria); FNRS and FWO (Belgium); CNPq, CAPES, FAPERJ, FAPERGS, and FAPESP (Brazil); MES and BNSF (Bulgaria); CERN; CAS, MoST, and NSFC (China); MINCIENCIAS (Colombia); MSES and CSF (Croatia); RIF (Cyprus); SENESCYT (Ecuador); MoER, ERC PUT and ERDF (Estonia); Academy of Finland, MEC, and HIP (Finland); CEA and CNRS/IN2P3 (France); BMBF, DFG, and HGF (Germany); GSRI (Greece); NK-FIA (Hungary); DAE and DST (India); IPM (Iran); SFI (Ireland); INFN (Italy); MSIP

and NRF (Republic of Korea); MES (Latvia); LAS (Lithuania); MOE and UM (Malaysia); BUAP, CINVESTAV, CONACYT, LNS, SEP, and UASLP-FAI (Mexico); MOS (Montenegro); MBIE (New Zealand); PAEC (Pakistan); MSHE and NSC (Poland); FCT (Portugal); JINR (Dubna); MON, RosAtom, RAS, RFBR, and NRC KI (Russia); MESTD (Serbia); MCIN/AEI and PCTI (Spain); MOSTR (Sri Lanka); Swiss Funding Agencies (Switzerland); MST (Taipei); ThEPCenter, IPST, STAR, and NSTDA (Thailand); TUBITAK and TAEK (Turkey); NASU (Ukraine); STFC (U.K.); DOE and NSF (U.S.A.).

Individuals have received support from the Marie-Curie program and the European Research Council and Horizon 2020 Grant, contract Nos. 675440, 724704, 752730, 758316, 765710, 824093, 884104, and COST Action CA16108 (European Union); the Leventis Foundation; the Alfred P. Sloan Foundation; the Alexander von Humboldt Foundation; the Belgian Federal Science Policy Office; the Fonds pour la Formation à la Recherche dans l’Industrie et dans l’Agriculture (FRIA-Belgium); the Agentschap voor Innovatie door Wetenschap en Technologie (IWT-Belgium); the F.R.S.-FNRS and FWO (Belgium) under the “Excellence of Science – EOS” – be.h project n. 30820817; the Beijing Municipal Science & Technology Commission, No. Z191100007219010; the Ministry of Education, Youth and Sports (MEYS) of the Czech Republic; the Deutsche Forschungsgemeinschaft (DFG), under Germany’s Excellence Strategy – EXC 2121 “Quantum Universe” – 390833306, and under project number 400140256 - GRK2497; the Lendület (“Momentum”) Program and the János Bolyai Research Scholarship of the Hungarian Academy of Sciences, the New National Excellence Program ÚNKP, the NKFI research grants 123842, 123959, 124845, 124850, 125105, 128713, 128786, and 129058 (Hungary); the Council of Science and Industrial Research, India; the Latvian Council of Science; the Ministry of Science and Higher Education and the National Science Center, contracts Opus 2014/15/B/ST2/03998 and 2015/19/B/ST2/02861 (Poland); the Fundação para a Ciência e a Tecnologia, grant CEECIND/01334/2018 (Portugal); the National Priorities Research Program by Qatar National Research Fund; the Ministry of Science and Higher Education, projects no. 14.W03.31.0026 and no. FSWW-2020-0008, and the Russian Foundation for Basic Research, project No.19-42-703014 (Russia); MCIN/AEI/10.13039/501100011033, ERDF “a way of making Europe”, and the Programa Estatal de Fomento de la Investigación Científica y Técnica de Excelencia María de Maeztu, grant MDM-2017-0765 and Programa Severo Ochoa del Principado de Asturias (Spain); the Stavros Niarchos Foundation (Greece); the Rachadapisek Sompot Fund for Postdoctoral Fellowship, Chulalongkorn University and the Chulalongkorn Academic into Its 2nd Century Project Advancement Project (Thailand); the Kavli Foundation; the Nvidia Corporation; the SuperMicro Corporation; the Welch Foundation, contract C-1845; and the Weston Havens Foundation (U.S.A.).

Open Access. This article is distributed under the terms of the Creative Commons Attribution License ([CC-BY 4.0](https://creativecommons.org/licenses/by/4.0/)), which permits any use, distribution and reproduction in any medium, provided the original author(s) and source are credited.

References

- [1] J.A. Aguilar-Saavedra, R. Benbrik, S. Heinemeyer and M. Pérez-Victoria, *Handbook of vectorlike quarks: mixing and single production*, *Phys. Rev. D* **88** (2013) 094010 [[arXiv:1306.0572](#)] [[INSPIRE](#)].
- [2] Y. Okada and L. Panizzi, *LHC signatures of vector-like quarks*, *Adv. High Energy Phys.* **2013** (2013) 364936 [[arXiv:1207.5607](#)] [[INSPIRE](#)].
- [3] J.A. Aguilar-Saavedra, *Identifying top partners at LHC*, *JHEP* **11** (2009) 030 [[arXiv:0907.3155](#)] [[INSPIRE](#)].
- [4] A. De Simone, O. Matsedonskyi, R. Rattazzi and A. Wulzer, *A first top partner hunter's guide*, *JHEP* **04** (2013) 004 [[arXiv:1211.5663](#)] [[INSPIRE](#)].
- [5] O. Matsedonskyi, G. Panico and A. Wulzer, *On the interpretation of top partners searches*, *JHEP* **12** (2014) 097 [[arXiv:1409.0100](#)] [[INSPIRE](#)].
- [6] M. Buchkremer, G. Cacciapaglia, A. Deandrea and L. Panizzi, *Model independent framework for searches of top partners*, *Nucl. Phys. B* **876** (2013) 376 [[arXiv:1305.4172](#)] [[INSPIRE](#)].
- [7] O. Eberhardt et al., *Joint analysis of Higgs decays and electroweak precision observables in the Standard Model with a sequential fourth generation*, *Phys. Rev. D* **86** (2012) 013011 [[arXiv:1204.3872](#)] [[INSPIRE](#)].
- [8] ATLAS collaboration, *Search for pair production of vector-like top quarks in events with one lepton, jets, and missing transverse momentum in $\sqrt{s} = 13$ TeV pp collisions with the ATLAS detector*, *JHEP* **08** (2017) 052 [[arXiv:1705.10751](#)] [[INSPIRE](#)].
- [9] ATLAS collaboration, *Search for pair production of heavy vector-like quarks decaying to high- p_T W bosons and b quarks in the lepton-plus-jets final state in pp collisions at $\sqrt{s} = 13$ TeV with the ATLAS detector*, *JHEP* **10** (2017) 141 [[arXiv:1707.03347](#)] [[INSPIRE](#)].
- [10] ATLAS collaboration, *Search for pair- and single-production of vector-like quarks in final states with at least one Z boson decaying into a pair of electrons or muons in pp collision data collected with the ATLAS detector at $\sqrt{s} = 13$ TeV*, *Phys. Rev. D* **98** (2018) 112010 [[arXiv:1806.10555](#)] [[INSPIRE](#)].
- [11] ATLAS collaboration, *Search for pair production of heavy vector-like quarks decaying into hadronic final states in pp collisions at $\sqrt{s} = 13$ TeV with the ATLAS detector*, *Phys. Rev. D* **98** (2018) 092005 [[arXiv:1808.01771](#)] [[INSPIRE](#)].
- [12] ATLAS collaboration, *Search for pair production of up-type vector-like quarks and for four-top-quark events in final states with multiple b-jets with the ATLAS detector*, *JHEP* **07** (2018) 089 [[arXiv:1803.09678](#)] [[INSPIRE](#)].
- [13] ATLAS collaboration, *Combination of the searches for pair-produced vector-like partners of the third-generation quarks at $\sqrt{s} = 13$ TeV with the ATLAS detector*, *Phys. Rev. Lett.* **121** (2018) 211801 [[arXiv:1808.02343](#)] [[INSPIRE](#)].
- [14] CMS collaboration, *Search for pair production of vector-like T and B quarks in single-lepton final states using boosted jet substructure in proton-proton collisions at $\sqrt{s} = 13$ TeV*, *JHEP* **11** (2017) 085 [[arXiv:1706.03408](#)] [[INSPIRE](#)].
- [15] CMS collaboration, *Search for pair production of vector-like quarks in the $bW\bar{b}W$ channel from proton-proton collisions at $\sqrt{s} = 13$ TeV*, *Phys. Lett. B* **779** (2018) 82 [[arXiv:1710.01539](#)] [[INSPIRE](#)].

- [16] CMS collaboration, *Search for vector-like T and B quark pairs in final states with leptons at $\sqrt{s} = 13$ TeV*, *JHEP* **08** (2018) 177 [[arXiv:1805.04758](#)] [[INSPIRE](#)].
- [17] CMS collaboration, *Search for vector-like quarks in events with two oppositely charged leptons and jets in proton-proton collisions at $\sqrt{s} = 13$ TeV*, *Eur. Phys. J. C* **79** (2019) 364 [[arXiv:1812.09768](#)] [[INSPIRE](#)].
- [18] CMS collaboration, *Search for pair production of vectorlike quarks in the fully hadronic final state*, *Phys. Rev. D* **100** (2019) 072001 [[arXiv:1906.11903](#)] [[INSPIRE](#)].
- [19] ATLAS collaboration, *Search for large missing transverse momentum in association with one top-quark in proton-proton collisions at $\sqrt{s} = 13$ TeV with the ATLAS detector*, *JHEP* **05** (2019) 041 [[arXiv:1812.09743](#)] [[INSPIRE](#)].
- [20] CMS collaboration, *Search for single production of a vector-like T quark decaying to a Z boson and a top quark in proton-proton collisions at $\sqrt{s} = 13$ TeV*, *Phys. Lett. B* **781** (2018) 574 [[arXiv:1708.01062](#)] [[INSPIRE](#)].
- [21] CMS collaboration, *Search for electroweak production of a vector-like T quark using fully hadronic final states*, *JHEP* **01** (2020) 036 [[arXiv:1909.04721](#)] [[INSPIRE](#)].
- [22] ATLAS collaboration, *Search for single production of vector-like quarks decaying into Wb in pp collisions at $\sqrt{s} = 13$ TeV with the ATLAS detector*, *JHEP* **05** (2019) 164 [[arXiv:1812.07343](#)] [[INSPIRE](#)].
- [23] CMS collaboration, *Search for single production of vector-like quarks decaying into a b quark and a W boson in proton-proton collisions at $\sqrt{s} = 13$ TeV*, *Phys. Lett. B* **772** (2017) 634 [[arXiv:1701.08328](#)] [[INSPIRE](#)].
- [24] HEPData record for this analysis, <https://dx.doi.org/10.17182/hepdata.100426>.
- [25] CMS collaboration, *The CMS experiment at the CERN LHC*, 2008 *JINST* **3** S08004 [[INSPIRE](#)].
- [26] CMS collaboration, *Performance of the CMS Level-1 trigger in proton-proton collisions at $\sqrt{s} = 13$ TeV*, 2020 *JINST* **15** P10017 [[arXiv:2006.10165](#)] [[INSPIRE](#)].
- [27] CMS collaboration, *The CMS trigger system*, 2017 *JINST* **12** P01020 [[arXiv:1609.02366](#)] [[INSPIRE](#)].
- [28] J. Alwall et al., *The automated computation of tree-level and next-to-leading order differential cross sections, and their matching to parton shower simulations*, *JHEP* **07** (2014) 079 [[arXiv:1405.0301](#)] [[INSPIRE](#)].
- [29] P. Nason, *A new method for combining NLO QCD with shower Monte Carlo algorithms*, *JHEP* **11** (2004) 040 [[hep-ph/0409146](#)] [[INSPIRE](#)].
- [30] S. Frixione, P. Nason and C. Oleari, *Matching NLO QCD computations with Parton Shower simulations: the POWHEG method*, *JHEP* **11** (2007) 070 [[arXiv:0709.2092](#)] [[INSPIRE](#)].
- [31] S. Alioli, P. Nason, C. Oleari and E. Re, *A general framework for implementing NLO calculations in shower Monte Carlo programs: the POWHEG BOX*, *JHEP* **06** (2010) 043 [[arXiv:1002.2581](#)] [[INSPIRE](#)].
- [32] S. Frixione, P. Nason and G. Ridolfi, *A Positive-weight next-to-leading-order Monte Carlo for heavy flavour hadroproduction*, *JHEP* **09** (2007) 126 [[arXiv:0707.3088](#)] [[INSPIRE](#)].
- [33] R. Frederix, E. Re and P. Torrielli, *Single-top t -channel hadroproduction in the four-flavour scheme with POWHEG and aMC@NLO*, *JHEP* **09** (2012) 130 [[arXiv:1207.5391](#)] [[INSPIRE](#)].

- [34] T. Sjöstrand et al., *An introduction to PYTHIA 8.2*, *Comput. Phys. Commun.* **191** (2015) 159 [[arXiv:1410.3012](#)] [[INSPIRE](#)].
- [35] CMS collaboration, *Event generator tunes obtained from underlying event and multiparton scattering measurements*, *Eur. Phys. J. C* **76** (2016) 155 [[arXiv:1512.00815](#)] [[INSPIRE](#)].
- [36] CMS collaboration, *Extraction and validation of a new set of CMS PYTHIA8 tunes from underlying-event measurements*, *Eur. Phys. J. C* **80** (2020) 4 [[arXiv:1903.12179](#)] [[INSPIRE](#)].
- [37] CMS collaboration, *Investigations of the impact of the parton shower tuning in PYTHIA 8 in the modelling of $t\bar{t}$ at $\sqrt{s} = 8$ and 13 TeV*, *CMS-PAS-TOP-16-021* (2016).
- [38] J.M. Lindert et al., *Precise predictions for $V+$ jets dark matter backgrounds*, *Eur. Phys. J. C* **77** (2017) 829 [[arXiv:1705.04664](#)] [[INSPIRE](#)].
- [39] M. Czakon and A. Mitov, *Top++: a program for the calculation of the top-pair cross-section at hadron colliders*, *Comput. Phys. Commun.* **185** (2014) 2930 [[arXiv:1112.5675](#)] [[INSPIRE](#)].
- [40] M. Aliev, H. Lacker, U. Langenfeld, S. Moch, P. Uwer and M. Wiedermann, *HATHOR: HAdronic Top and Heavy quarks crOSS section calculatoR*, *Comput. Phys. Commun.* **182** (2011) 1034 [[arXiv:1007.1327](#)] [[INSPIRE](#)].
- [41] G. Cacciapaglia, A. Deandrea, L. Panizzi, N. Gaur, D. Harada and Y. Okada, *Heavy Vector-like Top Partners at the LHC and flavour constraints*, *JHEP* **03** (2012) 070 [[arXiv:1108.6329](#)] [[INSPIRE](#)].
- [42] CMS collaboration, *Search for single production of vector-like quarks decaying to a b quark and a Higgs boson*, *JHEP* **06** (2018) 031 [[arXiv:1802.01486](#)] [[INSPIRE](#)].
- [43] A. Carvalho, S. Moretti, D. O'Brien, L. Panizzi and H. Prager, *Single production of vectorlike quarks with large width at the Large Hadron Collider*, *Phys. Rev. D* **98** (2018) 015029 [[arXiv:1805.06402](#)] [[INSPIRE](#)].
- [44] NNPDF collaboration, *Parton distributions for the LHC Run II*, *JHEP* **04** (2015) 040 [[arXiv:1410.8849](#)] [[INSPIRE](#)].
- [45] NNPDF collaboration, *Parton distributions from high-precision collider data*, *Eur. Phys. J. C* **77** (2017) 663 [[arXiv:1706.00428](#)] [[INSPIRE](#)].
- [46] GEANT4 collaboration, *GEANT4 — a simulation toolkit*, *Nucl. Instrum. Meth. A* **506** (2003) 250 [[INSPIRE](#)].
- [47] J. Allison et al., *GEANT4 developments and applications*, *IEEE Trans. Nucl. Sci.* **53** (2006) 270.
- [48] M. Cacciari, G.P. Salam and G. Soyez, *The anti- k_t jet clustering algorithm*, *JHEP* **04** (2008) 063 [[arXiv:0802.1189](#)] [[INSPIRE](#)].
- [49] M. Cacciari, G.P. Salam and G. Soyez, *FastJet User Manual*, *Eur. Phys. J. C* **72** (2012) 1896 [[arXiv:1111.6097](#)] [[INSPIRE](#)].
- [50] CMS collaboration, *Particle-flow reconstruction and global event description with the CMS detector*, *2017 JINST* **12** P10003 [[arXiv:1706.04965](#)] [[INSPIRE](#)].
- [51] M. Cacciari and G.P. Salam, *Pileup subtraction using jet areas*, *Phys. Lett. B* **659** (2008) 119 [[arXiv:0707.1378](#)] [[INSPIRE](#)].
- [52] D. Bertolini, P. Harris, M. Low and N. Tran, *Pileup per particle identification*, *JHEP* **10** (2014) 059 [[arXiv:1407.6013](#)] [[INSPIRE](#)].

- [53] CMS collaboration, *Jet energy scale and resolution in the CMS experiment in pp collisions at 8 TeV*, 2017 *JINST* **12** P02014 [[arXiv:1607.03663](#)] [[INSPIRE](#)].
- [54] CMS collaboration, *Performance of missing transverse momentum reconstruction in proton-proton collisions at $\sqrt{s} = 13$ TeV using the CMS detector*, 2019 *JINST* **14** P07004 [[arXiv:1903.06078](#)] [[INSPIRE](#)].
- [55] Y.L. Dokshitzer, G.D. Leder, S. Moretti and B.R. Webber, *Better jet clustering algorithms*, *JHEP* **08** (1997) 001 [[hep-ph/9707323](#)] [[INSPIRE](#)].
- [56] M. Wobisch and T. Wengler, *Hadronization corrections to jet cross-sections in deep inelastic scattering*, in *Workshop on Monte Carlo Generators for HERA Physics (Plenary Starting Meeting)*, Hamburg, Germany (1998), pg. 270 [[hep-ph/9907280](#)] [[INSPIRE](#)].
- [57] M. Dasgupta, A. Fregoso, S. Marzani and G.P. Salam, *Towards an understanding of jet substructure*, *JHEP* **09** (2013) 029 [[arXiv:1307.0007](#)] [[INSPIRE](#)].
- [58] J.M. Butterworth, A.R. Davison, M. Rubin and G.P. Salam, *Jet substructure as a new Higgs search channel at the LHC*, *Phys. Rev. Lett.* **100** (2008) 242001 [[arXiv:0802.2470](#)] [[INSPIRE](#)].
- [59] A.J. Larkoski, S. Marzani, G. Soyez and J. Thaler, *Soft Drop*, *JHEP* **05** (2014) 146 [[arXiv:1402.2657](#)] [[INSPIRE](#)].
- [60] CMS collaboration, *Identification of b-Quark Jets with the CMS Experiment*, 2013 *JINST* **8** P04013 [[arXiv:1211.4462](#)] [[INSPIRE](#)].
- [61] CMS collaboration, *Identification of heavy-flavour jets with the CMS detector in pp collisions at 13 TeV*, 2018 *JINST* **13** P05011 [[arXiv:1712.07158](#)] [[INSPIRE](#)].
- [62] J. Dolen, P. Harris, S. Marzani, S. Rappoccio and N. Tran, *Thinking outside the ROCs: Designing Decorrelated Taggers (DDT) for jet substructure*, *JHEP* **05** (2016) 156 [[arXiv:1603.00027](#)] [[INSPIRE](#)].
- [63] CMS collaboration, *A multi-dimensional search for new heavy resonances decaying to boosted WW, WZ, or ZZ boson pairs in the dijet final state at 13 TeV*, *Eur. Phys. J. C* **80** (2020) 237 [[arXiv:1906.05977](#)] [[INSPIRE](#)].
- [64] J. Thaler and K. Van Tilburg, *Identifying Boosted Objects with N-subjettiness*, *JHEP* **03** (2011) 015 [[arXiv:1011.2268](#)] [[INSPIRE](#)].
- [65] CMS collaboration, *Identification techniques for highly boosted W bosons that decay into hadrons*, *JHEP* **12** (2014) 017 [[arXiv:1410.4227](#)] [[INSPIRE](#)].
- [66] CMS collaboration, *Identification of heavy, energetic, hadronically decaying particles using machine-learning techniques*, 2020 *JINST* **15** P06005 [[arXiv:2004.08262](#)] [[INSPIRE](#)].
- [67] CMS collaboration, *Performance of electron reconstruction and selection with the CMS detector in proton-proton collisions at $\sqrt{s} = 8$ TeV*, 2015 *JINST* **10** P06005 [[arXiv:1502.02701](#)] [[INSPIRE](#)].
- [68] CMS collaboration, *Performance of the CMS muon detector and muon reconstruction with proton-proton collisions at $\sqrt{s} = 13$ TeV*, 2018 *JINST* **13** P06015 [[arXiv:1804.04528](#)] [[INSPIRE](#)].
- [69] CMS collaboration, *Precision luminosity measurement in proton-proton collisions at $\sqrt{s} = 13$ TeV in 2015 and 2016 at CMS*, *Eur. Phys. J. C* **81** (2021) 800 [[arXiv:2104.01927](#)] [[INSPIRE](#)].














- [70] CMS collaboration, *Measurement of the inelastic proton-proton cross section at $\sqrt{s} = 13$ TeV*, *JHEP* **07** (2018) 161 [[arXiv:1802.02613](#)] [[INSPIRE](#)].
- [71] J. Butterworth et al., *PDF4LHC recommendations for LHC Run II*, *J. Phys. G* **43** (2016) 023001 [[arXiv:1510.03865](#)] [[INSPIRE](#)].
- [72] T. Junk, *Confidence level computation for combining searches with small statistics*, *Nucl. Instrum. Meth. A* **434** (1999) 435 [[hep-ex/9902006](#)] [[INSPIRE](#)].
- [73] A.L. Read, *Presentation of search results: the $CL(s)$ technique*, *J. Phys. G* **28** (2002) 2693 [[INSPIRE](#)].
- [74] G. Cowan, K. Cranmer, E. Gross and O. Vitells, *Asymptotic formulae for likelihood-based tests of new physics*, *Eur. Phys. J. C* **71** (2011) 1554 [*Erratum ibid.* **73** (2013) 2501] [[arXiv:1007.1727](#)] [[INSPIRE](#)].
- [75] ATLAS and CMS collaborations, *Procedure for the LHC Higgs boson search combination in summer 2011*, [CMS-NOTE-2011/005](#), [ATL-PHYS-PUB-2011-011](#) (2011).

The CMS collaboration

Yerevan Physics Institute, Yerevan, Armenia

A. Tumasyan

Institut für Hochenergiephysik, Vienna, Austria

W. Adam , J.W. Andrejkovic, T. Bergauer , S. Chatterjee , M. Dragicevic , A. Escalante Del Valle , R. Frühwirth¹, M. Jeitler¹ , N. Krammer, L. Lechner , D. Liko, I. Mikulec, P. Paulitsch, F.M. Pitters, J. Schieck¹ , R. Schöfbeck , M. Spanring , S. Templ , W. Waltenberger , C.-E. Wulz¹ 








Institute for Nuclear Problems, Minsk, Belarus

V. Chekhovsky, A. Litomin, V. Makarenko 













Universiteit Antwerpen, Antwerpen, Belgium

M.R. Darwish², E.A. De Wolf, T. Janssen , T. Kello³, A. Lelek , H. Rejeb Sfar, P. Van Mechelen , S. Van Putte, N. Van Remortel 






Vrije Universiteit Brussel, Brussel, Belgium

F. Blekman , E.S. Bols , J. D'Hondt , J. De Clercq , M. Delcourt, H. El Faham , S. Lowette , S. Moortgat , A. Morton , D. Müller , A.R. Sahasransu , S. Tavernier , W. Van Doninck, P. Van Mulders













Université Libre de Bruxelles, Bruxelles, Belgium

D. Beghin, B. Bilin , B. Clerbaux , G. De Lentdecker, L. Favart , A. Grebenyuk, A.K. Kalsi , K. Lee, M. Mahdavihorrani, I. Makarenko , L. Moureaux , L. Pétre, A. Popov , N. Postiau, E. Starling , L. Thomas , M. Vanden Bemden, C. Vander Velde , P. Vanlaer , D. Vannerom , L. Wezenbeek

Ghent University, Ghent, Belgium

T. Cornelis , D. Dobur, J. Knolle , L. Lambrecht, G. Mestdach, M. Niedziela , C. Roskas, A. Samalan, K. Skovpen , M. Tytgat , W. Verbeke, B. Vermassen, M. Vit















Université Catholique de Louvain, Louvain-la-Neuve, Belgium

A. Bethani , G. Bruno, F. Bury , C. Caputo , P. David , C. Delaere , I.S. Donertas , A. Giammanco , K. Jaffel, Sa. Jain , V. Lemaitre, K. Mondal , J. Prisciandaro, A. Talierno, M. Teklishyn , T.T. Tran, P. Vischia , S. Wertz , S. Wuyckens









Centro Brasileiro de Pesquisas Fisicas, Rio de Janeiro, Brazil

G.A. Alves , C. Hensel, A. Moraes 


Universidade do Estado do Rio de Janeiro, Rio de Janeiro, Brazil

W.L. Aldá Júnior , M. Alves Gallo Pereira , M. Barroso Ferreira Filho, H. BRANDAO MALBOUISSON, W. Carvalho , J. Chinellato⁴, E.M. Da Costa , G.G. Da Silveira⁵ , D. De Jesus Damiao , S. Fonseca De Souza , D. Matos Figueiredo, C. Mora Herrera , K. Mota Amarilo, L. Mundim , H. Nogima, P. Rebello Teles , A. Santoro, S.M. Silva Do Amaral , A. Sznajder , M. Thiel, F. Torres Da Silva De Araujo , A. Vilela Pereira 

Universidade Estadual Paulista (a), Universidade Federal do ABC (b), São Paulo, Brazil

C.A. Bernardes , L. Calligaris , T.R. Fernandez Perez Tomei , E.M. Gregores , D.S. Lemos , P.G. Mercadante , S.F. Novaes , Sandra S. Padula 

Institute for Nuclear Research and Nuclear Energy, Bulgarian Academy of Sciences, Sofia, Bulgaria

A. Aleksandrov, G. Antchev , R. Hadjiiska, P. Iaydjiev, M. Misheva, M. Rodozov, M. Shopova, G. Sultanov





University of Sofia, Sofia, Bulgaria

A. Dimitrov, T. Ivanov, L. Litov , B. Pavlov, P. Petkov, A. Petrov














Beihang University, Beijing, China

T. Cheng , W. Fang³ , Q. Guo, T. Javaid⁶, M. Mittal, H. Wang, L. Yuan





Department of Physics, Tsinghua University, Beijing, China

M. Ahmad , G. Bauer, C. Dozen⁷ , Z. Hu , J. Martins⁸ , Y. Wang, K. Yi^{9,10}


Institute of High Energy Physics, Beijing, China

E. Chapon , G.M. Chen⁶ , H.S. Chen⁶ , M. Chen , F. Iemmi, A. Kapoor , D. Leggat, H. Liao, Z.-A. Liu⁶ , V. Milosevic , F. Monti , R. Sharma , J. Tao , J. Thomas-Wilsker, J. Wang , T. Yu⁶, H. Zhang , J. Zhao 

State Key Laboratory of Nuclear Physics and Technology, Peking University, Beijing, China

A. Agapitos, Y. Ban, C. Chen, Q. Huang, A. Levin , Q. Li , X. Lyu, Y. Mao, S.J. Qian, D. Wang , Q. Wang , J. Xiao

Sun Yat-Sen University, Guangzhou, China

M. Lu, Z. You 

Institute of Modern Physics and Key Laboratory of Nuclear Physics and Ion-beam Application (MOE) - Fudan University, Shanghai, China

X. Gao³, H. Okawa 



Zhejiang University, Hangzhou, China, Zhejiang, China

Z. Lin , M. Xiao 

Universidad de Los Andes, Bogota, Colombia











C. Avila , A. Cabrera , C. Florez , J. Fraga, A. Sarkar , M.A. Segura Delgado

Universidad de Antioquia, Medellin, Colombia
























J. Mejia Guisao, F. Ramirez, J.D. Ruiz Alvarez , C.A. Salazar González 

University of Split, Faculty of Electrical Engineering, Mechanical Engineering and Naval Architecture, Split, Croatia














D. Giljanovic, N. Godinovic , D. Lelas , I. Puljak 

University of Split, Faculty of Science, Split, CroatiaZ. Antunovic, M. Kovac, T. Sculac **Institute Rudjer Boskovic, Zagreb, Croatia**V. Brigljevic , D. Ferencek , D. Majumder , M. Roguljic, A. Starodumov¹¹ , T. Susa **University of Cyprus, Nicosia, Cyprus**A. Attikis , K. Christoforou, E. Erodotou, A. Ioannou, G. Kole , M. Kolosova, S. Konstantinou, J. Mousa , C. Nicolaou, F. Ptochos , P.A. Razis, H. Rykaczewski, H. Saka **Charles University, Prague, Czech Republic**M. Finger¹², M. Finger Jr.¹² , A. Kveton**Escuela Politecnica Nacional, Quito, Ecuador**






E. Ayala

Universidad San Francisco de Quito, Quito, EcuadorE. Carrera Jarrin **Academy of Scientific Research and Technology of the Arab Republic of Egypt, Egyptian Network of High Energy Physics, Cairo, Egypt**H. Abdalla¹³ , S. Abu Zeid¹⁴ **Center for High Energy Physics (CHEP-FU), Fayoum University, El-Fayoum, Egypt**M.A. Mahmoud , Y. Mohammed **National Institute of Chemical Physics and Biophysics, Tallinn, Estonia**S. Bhowmik , A. Carvalho Antunes De Oliveira , R.K. Dewanjee , K. Ehataht, M. Kadastik, S. Nandan, C. Nielsen, J. Pata, M. Raidal , L. Tani, C. Veelken**Department of Physics, University of Helsinki, Helsinki, Finland**P. Eerola , L. Forthomme , H. Kirschenmann , K. Osterberg , M. Voutilainen **Helsinki Institute of Physics, Helsinki, Finland**S. Bharthuar, E. Brücken , F. Garcia , J. Havukainen , M.S. Kim , R. Kinnunen, T. Lampén, K. Lassila-Perini , S. Lehti , T. Lindén, M. Lotti, L. Martikainen, M. Myllymäki, J. Ott , H. Siikonen, E. Tuominen , J. Tuominiemi**Lappeenranta University of Technology, Lappeenranta, Finland**P. Luukka , H. Petrow, T. Tuuva**IRFU, CEA, Université Paris-Saclay, Gif-sur-Yvette, France**C. Amendola , M. Besancon, F. Couderc , M. Dejardin, D. Denegri, J.L. Faure, F. Ferri , S. Ganjour, A. Givernaud, P. Gras, G. Hamel de Monchenault , P. Jarry, B. Lenzi , E. Locci, J. Malcles, J. Rander, A. Rosowsky , M.Ö. Sahin , A. Savoy-Navarro¹⁵, M. Titov , G.B. Yu 













Laboratoire Leprince-Ringuet, CNRS/IN2P3, Ecole Polytechnique, Institut Polytechnique de Paris, Palaiseau, France

S. Ahuja , F. Beaudette , M. Bonanomi , A. Buchot Perraguin, P. Busson, A. Cappati, C. Charlot, O. Davignon, B. Diab, G. Falmagne , S. Ghosh, R. Granier de Cassagnac , A. Hakimi, I. Kucher , M. Nguyen , C. Ochando , P. Paganini , J. Rembser, R. Salerno , J.B. Sauvan , Y. Sirois , A. Zabi, A. Zghiche 

Université de Strasbourg, CNRS, IPHC UMR 7178, Strasbourg, France

J.-L. Agram¹⁶ , J. Andrea, D. Apparuu, D. Bloch , G. Bourgatte, J.-M. Brom, E.C. Chabert, C. Collard , D. Darej, J.-C. Fontaine¹⁶, U. Goerlach, C. Grimault, A.-C. Le Bihan, E. Nibigira , P. Van Hove 



Institut de Physique des 2 Infinis de Lyon (IP2I), Villeurbanne, France

E. Asilar , S. Beauceron , C. Bernet , G. Boudoul, C. Camen, A. Carle, N. Chanon , D. Contardo, P. Depasse , H. El Mamouni, J. Fay, S. Gascon , M. Gouzevitch , B. Ille, I.B. Laktineh, H. Lattaud , A. Lesauvage , M. Lethuillier , L. Mirabito, S. Perries, K. Shchablo, V. Sordini , L. Torterotot , G. Touquet, M. Vander Donckt, S. Viret













Georgian Technical University, Tbilisi, Georgia

I. Lomidze, T. Toriashvili¹⁷, Z. Tsamalaidze¹²







RWTH Aachen University, I. Physikalisches Institut, Aachen, Germany

L. Feld , K. Klein, M. Lipinski, D. Meuser, A. Pauls, M.P. Rauch, N. Röwert, J. Schulz, M. Teroerde 























RWTH Aachen University, III. Physikalisches Institut A, Aachen, Germany












A. Dodonova, D. Eliseev, M. Erdmann , P. Fackeldey , B. Fischer, S. Ghosh , T. Hebbeker , K. Hoepfner, F. Ivone, H. Keller, L. Mastrolorenzo, M. Merschmeyer , A. Meyer , G. Mocellin, S. Mondal, S. Mukherjee , D. Noll , A. Novak, T. Pook , A. Pozdnyakov , Y. Rath, H. Reithler, J. Roemer, A. Schmidt , S.C. Schuler, A. Sharma , L. Vigilante, S. Wiedenbeck, S. Zaleski

RWTH Aachen University, III. Physikalisches Institut B, Aachen, Germany





















C. Dziwok, G. Flügge, W. Haj Ahmad¹⁸ , O. Hlushchenko, T. Kress, A. Nowack , C. Pistone, O. Pooth, D. Roy , H. Sert , A. Stahl¹⁹ , T. Ziemons 

Deutsches Elektronen-Synchrotron, Hamburg, Germany














H. Aarup Petersen, M. Aldaya Martin, P. Asmuss, I. Babounikau , S. Baxter, O. Behnke, A. Bermúdez Martínez, S. Bhattacharya, A.A. Bin Anuar , K. Borrás²⁰, V. Botta, D. Brunner, A. Campbell , A. Cardini , C. Cheng, F. Colombina, S. Consuegra Rodríguez , G. Correia Silva, V. Danilov, L. Didukh, G. Eckerlin, D. Eckstein, L.I. Estevez Banos , O. Filatov , E. Gallo²¹, A. Geiser, A. Giralardi, A. Grohsjean , M. Guthoff, A. Jafari²² , N.Z. Jomhari , H. Jung , A. Kasem²⁰ , M. Kase-
mann , H. Kaveh , C. Kleinwort , D. Krücker , W. Lange, J. Lidrych , K. Lipka, W. Lohmann²³, R. Mankel, I.-A. Melzer-Pellmann , J. Metwally, A.B. Meyer , M. Meyer , J. Mnich , A. Mussgiller, Y. Otariid, D. Pérez Adán , D. Pitzl,

A. Raspereza, B. Ribeiro Lopes, J. Rübenach, A. Saggio , A. Saibel , M. Savitskyi , M. Scham, V. Scheurer, C. Schwanenberger²¹ , A. Singh, R.E. Sosa Ricardo , D. Stafford, N. Tonon , O. Turkot , M. Van De Klundert , R. Walsh , D. Walter, Y. Wen , K. Wichmann, L. Wiens, C. Wissing, S. Wuchterl 




University of Hamburg, Hamburg, Germany

R. Aggleton, S. Albrecht , S. Bein , L. Benato , A. Benecke, P. Connor , K. De Leo , M. Eich, F. Feindt, A. Fröhlich, C. Garbers , E. Garutti , P. Gunnellini, J. Haller , A. Hinzmann , G. Kasieczka, R. Klanner , R. Kogler , T. Kramer, V. Kutzner, J. Lange , T. Lange , A. Lobanov , A. Malara , A. Nigamova, K.J. Pena Rodriguez, O. Rieger, P. Schleper, M. Schröder , J. Schwandt , D. Schwarz, J. Sonneveld , H. Stadie, G. Steinbrück, A. Tews, B. Vormwald , I. Zoi 





Karlsruher Institut fuer Technologie, Karlsruhe, Germany

J. Bechtel , T. Berger, E. Butz , R. Caspart , T. Chwalek, W. De Boer[†], A. Dierlamm, A. Droll, K. El Morabit, N. Faltermann , M. Giffels, J.o. Gosewisch, A. Gottmann, F. Hartmann¹⁹ , C. Heidecker, U. Husemann , I. Katkov²⁴, P. Keicher, R. Koppenhöfer, S. Maier, M. Metzler, S. Mitra , Th. Müller, M. Neukum, A. Nürnberg, G. Quast , K. Rabbertz , J. Rauser, D. Savoie , M. Schnepf, D. Seith, I. Shvetsov, H.J. Simonis, R. Ulrich , J. Van Der Linden, R.F. Von Cube, M. Wassmer, M. Weber , S. Wieland, R. Wolf , S. Wozniewski, S. Wunsch

Institute of Nuclear and Particle Physics (INPP), NCSR Demokritos, Aghia Paraskevi, Greece

G. Anagnostou, P. Asenov , G. Daskalakis, T. Geralis , A. Kyriakis, D. Loukas, A. Stakia 




National and Kapodistrian University of Athens, Athens, Greece

M. Diamantopoulou, D. Karasavvas, G. Karathanasis, P. Kontaxakis , C.K. Koraka, A. Manousakis-Katsikakis, A. Panagiotou, I. Papavergou, N. Saoulidou , K. Theofilatos , E. Tziaferi , K. Vellidis, E. Vourliotis








National Technical University of Athens, Athens, Greece

G. Bakas, K. Kousouris , I. Papakrivopoulos, G. Tsipolitis, A. Zacharopoulou






University of Ioánnina, Ioánnina, Greece














































I. Evangelou , C. Foudas, P. Gianneios, P. Katsoulis, P. Kokkas, N. Manthos, I. Papadopoulos , J. Strologas 

MTA-ELTE Lendület CMS Particle and Nuclear Physics Group, Eötvös Loránd University, Budapest, Hungary


M. Csanad , K. Farkas, M.M.A. Gadallah²⁵ , S. Lökös²⁶ , P. Major, K. Mandal , A. Mehta , G. Pasztor , A.J. Rádl, O. Surányi, G.I. Veres 

Wigner Research Centre for Physics, Budapest, Hungary


M. Bartók²⁷ , G. Bencze, C. Hajdu , D. Horvath²⁸ , F. Sikler , V. Veszpremi , G. Vesztergombi[†]

Institute of Nuclear Research ATOMKI, Debrecen, HungaryS. Czellar, J. Karancsi²⁷ , J. Molnar, Z. Szillasi, D. Teyssier**Institute of Physics, University of Debrecen, Debrecen, Hungary**P. Raics, Z.L. Trocsanyi²⁹ , B. Ujvari**Karoly Robert Campus, MATE Institute of Technology, Gyongyos, Hungary**T. Csorgo³⁰ , F. Nemes³⁰, T. Novak**Indian Institute of Science (IISc), Bangalore, India**J.R. Komaragiri , D. Kumar, L. Panwar , P.C. Tiwari **National Institute of Science Education and Research, HBNI, Bhubaneswar, India**S. Bahinipati³¹ , D. Dash , C. Kar , P. Mal, T. Mishra , V.K. Muraleedharan Nair Bindhu³², A. Nayak³² , P. Saha, N. Sur , S.K. Swain, D. Vats³²**Panjab University, Chandigarh, India**S. Bansal , S.B. Beri, V. Bhatnagar , G. Chaudhary , S. Chauhan , N. Dhingra³³ , R. Gupta, A. Kaur, M. Kaur , S. Kaur, P. Kumari , M. Meena, K. Sandeep , J.B. Singh , A.K. Viridi **University of Delhi, Delhi, India**A. Ahmed, A. Bhardwaj , B.C. Choudhary , M. Gola, S. Keshri , A. Kumar , M. Naimuddin , P. Priyanka , K. Ranjan, A. Shah **Saha Institute of Nuclear Physics, HBNI, Kolkata, India**M. Bharti³⁴, R. Bhattacharya, S. Bhattacharya , D. Bhowmik, S. Dutta, S. Dutta, B. Gomber³⁵ , M. Maity³⁶, P. Palit , P.K. Rout , G. Saha, B. Sahu , S. Sarkar, M. Sharan, B. Singh³⁴, S. Thakur³⁴**Indian Institute of Technology Madras, Madras, India**P.K. Behera , S.C. Behera, P. Kalbhor , A. Muhammad, R. Pradhan, P.R. Pujahari, A. Sharma , A.K. Sikdar**Bhabha Atomic Research Centre, Mumbai, India**D. Dutta , V. Jha, V. Kumar , D.K. Mishra, K. Naskar³⁷, P.K. Netrakanti, L.M. Pant, P. Shukla **Tata Institute of Fundamental Research-A, Mumbai, India**T. Aziz, S. Dugad, M. Kumar, U. Sarkar **Tata Institute of Fundamental Research-B, Mumbai, India**S. Banerjee , R. Chudasama, M. Guchait, S. Karmakar, S. Kumar, G. Majumder, K. Mazumdar, S. Mukherjee **Indian Institute of Science Education and Research (IISER), Pune, India**K. Alpana, S. Dube , B. Kansal, A. Laha, S. Pandey , A. Rane , A. Rastogi , S. Sharma 


Isfahan University of Technology, Isfahan, Iran

H. Bakhshiansohi³⁸ , M. Zeinali³⁹




























Institute for Research in Fundamental Sciences (IPM), Tehran, Iran

S. Chenarani⁴⁰, S.M. Etesami , M. Khakzad , M. Mohammadi Najafabadi 
























University College Dublin, Dublin, Ireland

M. Grunewald 

INFN Sezione di Bari ^a, Bari, Italy, Università di Bari ^b, Bari, Italy, Politecnico di Bari ^c, Bari, Italy

M. Abbrescia^{a,b} , R. Aly^{a,b,41} , C. Aruta^{a,b}, A. Colaleo^a , D. Creanza^{a,c} , N. De Filippis^{a,c} , M. De Palma^{a,b} , A. Di Florio^{a,b}, A. Di Pilato^{a,b} , W. Elmetenawee^{a,b} , L. Fiore^a , A. Gelmi^{a,b} , M. Gul^a , G. Iaselli^{a,c} , M. Ince^{a,b} , S. Lezki^{a,b} , G. Maggi^{a,c} , M. Maggi^a , I. Margjeka^{a,b}, V. Mastrapasqua^{a,b} , J.A. Merlin^a, S. My^{a,b} , S. Nuzzo^{a,b} , A. Pellecchia^{a,b}, A. Pompili^{a,b} , G. Pugliese^{a,c} , A. Ranieri^a , G. Selvaggi^{a,b} , L. Silvestris^a , F.M. Simone^{a,b} , R. Venditti^a , P. Verwilligen^a 













INFN Sezione di Bologna ^a, Bologna, Italy, Università di Bologna ^b, Bologna, Italy

G. Abbiendi^a , C. Battilana^{a,b} , D. Bonacorsi^{a,b} , L. Borgonovi^a, L. Brigliadori^a, R. Campanini^{a,b} , P. Capiluppi^{a,b} , A. Castro^{a,b} , F.R. Cavallo^a , M. Cuffiani^{a,b} , G.M. Dallavalle^a , T. Diotallevi^{a,b} , F. Fabbri^a , A. Fanfani^{a,b} , P. Giacomelli^a , L. Giommi^{a,b} , C. Grandi^a , L. Guiducci^{a,b}, S. Lo Meo^{a,42}, L. Lunerti^{a,b}, S. Marcellini^a , G. Masetti^a , F.L. Navarra^{a,b} , A. Perrotta^a , F. Primavera^{a,b} , A.M. Rossi^{a,b} , T. Rovelli^{a,b} , G.P. Siroli^{a,b} 

INFN Sezione di Catania ^a, Catania, Italy, Università di Catania ^b, Catania, Italy

S. Albergo^{a,b,43} , S. Costa^{a,b,43} , A. Di Mattia^a , R. Potenza^{a,b}, A. Tricomi^{a,b,43} , C. Tuve^{a,b} 

INFN Sezione di Firenze ^a, Firenze, Italy, Università di Firenze ^b, Firenze, Italy

G. Barbagli^a , A. Cassese^a , R. Ceccarelli^{a,b}, V. Ciulli^{a,b} , C. Civinini^a , R. D'Alessandro^{a,b} , E. Focardi^{a,b} , G. Latino^{a,b} , P. Lenzi^{a,b} , M. Lizzo^{a,b}, M. Meschini^a , S. Paoletti^a , R. Seidita^{a,b}, G. Sguazzoni^a , L. Viliani^a 



















INFN Laboratori Nazionali di Frascati, Frascati, Italy

L. Benussi , S. Bianco , D. Piccolo 











INFN Sezione di Genova ^a, Genova, Italy, Università di Genova ^b, Genova, Italy

M. Bozzo^{a,b} , F. Ferro^a , R. Mulargia^{a,b}, E. Robutti^a , S. Tosi^{a,b} 

























INFN Sezione di Milano-Bicocca ^a, Milano, Italy, Università di Milano-Bicocca ^b, Milano, Italy

A. Benaglia^a , F. Brivio^{a,b}, F. Cetorelli^{a,b}, V. Ciriolo^{a,b,19}, F. De Guio^{a,b} , M.E. Dinardo^{a,b} , P. Dini^a , S. Gennai^a , A. Ghezzi^{a,b} , P. Govoni^{a,b} , L. Guzzi^{a,b} , M. Malberti^a, S. Malvezzi^a , A. Massironi^a , D. Menasce^a , L. Moroni^a , M. Paganoni^{a,b} , D. Pedrini^a , S. Ragazzi^{a,b} , N. Redaelli^a , T. Tabarelli de Fatis^{a,b} , D. Valsecchi^{a,b,19}, D. Zuolo^{a,b} 








INFN Sezione di Napoli ^a, Napoli, Italy, Università di Napoli 'Federico II' ^b, Napoli, Italy, Università della Basilicata ^c, Potenza, Italy, Università G. Marconi ^d, Roma, Italy

S. Buontempo^a , F. Carnevali^{a,b}, N. Cavallo^{a,c} , A. De Iorio^{a,b} , F. Fabozzi^{a,c} , A.O.M. Iorio^{a,b} , L. Lista^{a,b} , S. Meola^{a,d,19} , P. Paolucci^{a,19} , B. Rossi^a , C. Sciacca^{a,b} 











INFN Sezione di Padova ^a, Padova, Italy, Università di Padova ^b, Padova, Italy, Università di Trento ^c, Trento, Italy

P. Azzi^a , N. Bacchetta^a , D. Bisello^{a,b} , P. Bortignon^a , A. Bragagnolo^{a,b} , R. Carlin^{a,b} , P. Checchia^a , T. Dorigo^a , U. Dosselli^a , F. Gasparini^{a,b} , U. Gasparini^{a,b} , S.Y. Hoh^{a,b} , L. Layer^{a,44}, M. Margoni^{a,b} , A.T. Meneguzzo^{a,b} , J. Pazzini^{a,b} , M. Presilla^{a,b} , P. Ronchese^{a,b} , R. Rossin^{a,b}, F. Simonetto^{a,b} , G. Strong^a , M. Tosi^{a,b} , H. YARAR^{a,b}, M. Zanetti^{a,b} , P. Zotto^{a,b} , A. Zucchetta^{a,b} , G. Zumerle^{a,b} 





























INFN Sezione di Pavia ^a, Pavia, Italy, Università di Pavia ^b, Pavia, Italy

C. Aime^{a,b}, A. Braghieri^a , S. Calzaferri^{a,b}, D. Fiorina^{a,b} , P. Montagna^{a,b}, S.P. Ratti^{a,b}, V. Re^a , C. Riccardi^{a,b} , P. Salvini^a , I. Vai^a , P. Vitulo^{a,b} 

INFN Sezione di Perugia ^a, Perugia, Italy, Università di Perugia ^b, Perugia, Italy

G.M. Bilei^a , D. Ciangottini^{a,b} , L. Fanò^{a,b} , P. Lariccia^{a,b}, M. Magherini^b, G. Mantovani^{a,b}, V. Mariani^{a,b}, M. Menichelli^a , F. Moscatelli^a , A. Piccinelli^{a,b} , A. Rossi^{a,b} , A. Santocchia^{a,b} , D. Spiga^a , T. Tedeschi^{a,b} 

INFN Sezione di Pisa ^a, Pisa, Italy, Università di Pisa ^b, Pisa, Italy, Scuola Normale Superiore di Pisa ^c, Pisa, Italy, Università di Siena ^d, Siena, Italy

P. Azzurri^a , G. Bagliesi^a , V. Bertacchi^{a,c} , L. Bianchini^a , T. Boccali^a , E. Bossini^{a,b} , R. Castaldi^a , M.A. Ciocci^{a,b} , V. D'amante^{a,d} , R. Dell'Orso^a , M.R. Di Domenico^{a,d} , S. Donato^a , A. Giassi^a , M.T. Grippo^a , F. Ligabue^{a,c} , E. Manca^{a,c} , G. Mandorli^{a,c} , A. Messineo^{a,b} , F. Palla^a , S. Parolia^{a,b}, G. Ramirez-Sanchez^{a,c}, A. Rizzi^{a,b} , G. Rolandi^{a,c} , S. Roy Chowdhury^{a,c}, A. Scribano^a, N. Shafiei^{a,b} , P. Spagnolo^a , R. Tenchini^a , G. Tonelli^{a,b} , N. Turini^{a,d} , A. Venturi^a , P.G. Verdini^a 

INFN Sezione di Roma ^a, Rome, Italy, Sapienza Università di Roma ^b, Rome, Italy

M. Campana^{a,b}, F. Cavallari^a, M. Cipriani^{a,b}, D. Del Re^{a,b}, E. Di Marco^a, M. Diemoz^a, E. Longo^{a,b}, P. Meridiani^a, G. Organtini^{a,b}, F. Pandolfi^a, R. Paramatti^{a,b}, C. Quaranta^{a,b}, S. Rahatlou^{a,b}, C. Rovelli^a, F. Santanastasio^{a,b}, L. Soffi^a, R. Tramontano^{a,b}

INFN Sezione di Torino ^a, Torino, Italy, Università di Torino ^b, Torino, Italy, Università del Piemonte Orientale ^c, Novara, Italy

N. Amapane^{a,b}, R. Arcidiacono^{a,c}, S. Argiro^{a,b}, M. Arneodo^{a,c}, N. Bartosik^a, R. Bellan^{a,b}, A. Bellora^{a,b}, J. Berenguer Antequera^{a,b}, C. Biino^a, N. Cartiglia^a, S. Cometti^a, M. Costa^{a,b}, R. Covarelli^{a,b}, N. Demaria^a, B. Kiani^{a,b}, F. Legger^a, C. Mariotti^a, S. Maselli^a, E. Migliore^{a,b}, E. Monteil^{a,b}, M. Monteno^a, M.M. Obertino^{a,b}, G. Ortona^a, L. Pacher^{a,b}, N. Pastrone^a, M. Pelliccioni^a, G.L. Pinna Angioni^{a,b}, M. Ruspa^{a,c}, K. Shchelina^{a,b}, F. Siviero^{a,b}, V. Sola^a, A. Solano^{a,b}, D. Soldi^{a,b}, A. Staiano^a, M. Tornago^{a,b}, D. Trocino^{a,b}, A. Vagnerini

INFN Sezione di Trieste ^a, Trieste, Italy, Università di Trieste ^b, Trieste, Italy

S. Belforte^a, V. Candolise^{a,b}, M. Casarsa^a, F. Cossutti^a, A. Da Rold^{a,b}, G. Della Ricca^{a,b}, G. Sorrentino^{a,b}, F. Vazzoler^{a,b}

Kyungpook National University, Daegu, Korea

S. Dogra, C. Huh, B. Kim, D.H. Kim, G.N. Kim, J. Kim, J. Lee, S.W. Lee, C.S. Moon, Y.D. Oh, S.I. Pak, B.C. Radburn-Smith, S. Sekmen, Y.C. Yang

Chonnam National University, Institute for Universe and Elementary Particles, Kwangju, Korea

H. Kim, D.H. Moon

Hanyang University, Seoul, Korea

B. Francois, T.J. Kim, J. Park

Korea University, Seoul, Korea

S. Cho, S. Choi, Y. Go, B. Hong, K. Lee, K.S. Lee, J. Lim, J. Park, S.K. Park, J. Yoo

Kyung Hee University, Department of Physics, Seoul, Republic of Korea, Seoul, Korea

J. Goh, A. Gurtu



Sejong University, Seoul, Korea

H.S. Kim, Y. Kim

Seoul National University, Seoul, Korea

J. Almond, J.H. Bhyun, J. Choi, S. Jeon, J. Kim, J.S. Kim, S. Ko, H. Kwon, H. Lee, S. Lee, B.H. Oh, M. Oh, S.B. Oh, H. Seo, U.K. Yang, I. Yoon

University of Seoul, Seoul, Korea

W. Jang, D. Jeon, D.Y. Kang, Y. Kang, J.H. Kim, S. Kim, B. Ko, J.S.H. Lee , Y. Lee, I.C. Park, Y. Roh, M.S. Ryu, D. Song, I.J. Watson , S. Yang

Yonsei University, Department of Physics, Seoul, Korea

S. Ha, H.D. Yoo

Sungkyunkwan University, Suwon, Korea

M. Choi, Y. Jeong, H. Lee, Y. Lee, I. Yu 

College of Engineering and Technology, American University of the Middle East (AUM), Egaila, Kuwait, Dasman, Kuwait

T. Beyrouthy, Y. Maghrbi

Riga Technical University, Riga, Latvia

T. Torims, V. Veckalns⁴⁵ 

Vilnius University, Vilnius, Lithuania

M. Ambrozys, A. Juodagalvis , A. Rinkevicius , G. Tamulaitis 




National Centre for Particle Physics, Universiti Malaya, Kuala Lumpur, Malaysia

N. Bin Norjoharuddeen , W.A.T. Wan Abdullah, M.N. Yusli, Z. Zolkapli

Universidad de Sonora (UNISON), Hermosillo, Mexico

J.F. Benitez , A. Castaneda Hernandez , M. León Coello, J.A. Murillo Quijada , A. Sehrawat, L. Valencia Palomo 

Centro de Investigacion y de Estudios Avanzados del IPN, Mexico City, Mexico

G. Ayala, H. Castilla-Valdez, E. De La Cruz-Burelo , I. Heredia-De La Cruz⁴⁶ , R. Lopez-Fernandez, C.A. Mondragon Herrera, D.A. Perez Navarro, A. Sánchez Hernández 

Universidad Iberoamericana, Mexico City, Mexico

S. Carrillo Moreno, C. Oropeza Barrera , M. Ramírez García , F. Vazquez Valencia

Benemerita Universidad Autonoma de Puebla, Puebla, Mexico

I. Pedraza, H.A. Salazar Ibarguen, C. Uribe Estrada


University of Montenegro, Podgorica, Montenegro

J. Mijuskovic⁴⁷, N. Raicevic



University of Auckland, Auckland, New Zealand

D. Krofcheck 

University of Canterbury, Christchurch, New Zealand

S. Bheesette, P.H. Butler 

National Centre for Physics, Quaid-I-Azam University, Islamabad, Pakistan

A. Ahmad, M.I. Asghar, A. Awais, M.I.M. Awan, H.R. Hoorani, W.A. Khan, M.A. Shah, M. Shoaib , M. Waqas 

AGH University of Science and Technology Faculty of Computer Science, Electronics and Telecommunications, Krakow, Poland

V. Avati, L. Grzanka, M. Malawski

National Centre for Nuclear Research, Swierk, Poland

H. Bialkowska, M. Bluj , B. Boimska , M. Górski, M. Kazana, M. Szleper , P. Zalewski



Institute of Experimental Physics, Faculty of Physics, University of Warsaw, Warsaw, Poland

K. Bunkowski, K. Doroba, A. Kalinowski , M. Konecki , J. Krolikowski , M. Walczak 




Laboratório de Instrumentação e Física Experimental de Partículas, Lisboa, Portugal

M. Araujo, P. Bargassa , D. Bastos, A. Boletti , P. Faccioli , M. Gallinaro , J. Hollar , N. Leonardo , T. Niknejad, M. Pisano, J. Seixas , O. Toldaiev , J. Varela 






Joint Institute for Nuclear Research, Dubna, Russia

S. Afanasiev, D. Budkouski, I. Golutvin, I. Gorbunov , V. Karjavine, V. Korenkov , A. Lanev, A. Malakhov, V. Matveev^{48,49}, V. Palichik, V. Perelygin, M. Savina, D. Seitova, V. Shalaev, S. Shmatov, S. Shulha, V. Smirnov, O. Teryaev, N. Voytishin, B.S. Yuldashev⁵⁰, A. Zarubin, I. Zhizhin


Petersburg Nuclear Physics Institute, Gatchina (St. Petersburg), Russia

G. Gavrilo , V. Golovtsov, Y. Ivanov, V. Kim⁵¹ , E. Kuznetsova⁵², V. Murzin, V. Oreshkin, I. Smirnov, D. Sosnov , V. Sulimov, L. Uvarov, S. Volkov, A. Vorobyev

Institute for Nuclear Research, Moscow, Russia

Yu. Andreev , A. Dermenev, S. Gninenko , N. Golubev, A. Karneyeu , D. Kirpichnikov , M. Kirsanov, N. Krasnikov, A. Pashenkov, G. Pivovarov , D. Tlisov[†], A. Toropin

Institute for Theoretical and Experimental Physics named by A.I. Alikhanov of NRC ‘Kurchatov Institute’, Moscow, Russia

V. Epshteyn, V. Gavrilo, N. Lychkovskaya, A. Nikitenko⁵³, V. Popov, A. Spiridonov, A. Stepenov, M. Toms, E. Vlasov , A. Zhokin


Moscow Institute of Physics and Technology, Moscow, Russia

T. Aushev








National Research Nuclear University ‘Moscow Engineering Physics Institute’ (MEPhI), Moscow, Russia

O. Bychkova, R. Chistov⁵⁴ , M. Danilov⁵⁵ , P. Parygin, S. Polikarpov⁵⁵ 


P.N. Lebedev Physical Institute, Moscow, Russia

V. Andreev, M. Azarkin, I. Dremin , M. Kirakosyan, A. Terkulov






Skobeltsyn Institute of Nuclear Physics, Lomonosov Moscow State University, Moscow, Russia

A. Belyaev, E. Boos , V. Bunichev, M. Dubinin⁵⁶ , L. Dudko , V. Klyukhin , O. Kodolova , I. Lokhtin , S. Obraztsov, M. Perfilov, V. Savrin, P. Volkov, G. Vorotnikov 

Novosibirsk State University (NSU), Novosibirsk, Russia

V. Blinov⁵⁷, T. Dimova⁵⁷, L. Kardapoltsev⁵⁷, A. Kozyrev⁵⁷, I. Ovtin⁵⁷, Y. Skovpen⁵⁷ 

Institute for High Energy Physics of National Research Centre ‘Kurchatov Institute’, Protvino, Russia

I. Azhgirey , I. Bayshev, D. Elumakhov, V. Kachanov, D. Konstantinov , P. Mandrik , V. Petrov, R. Ryutin, S. Slabospitskii , A. Sobol, S. Troshin , N. Tyurin, A. Uzunian, A. Volkov

National Research Tomsk Polytechnic University, Tomsk, Russia

A. Babaev, V. Okhotnikov




















Tomsk State University, Tomsk, Russia

V. Borshch, V. Ivanchenko , E. Tcherniaev 

University of Belgrade: Faculty of Physics and VINCA Institute of Nuclear Sciences, Belgrade, Serbia

P. Adzic⁵⁸ , M. Dordevic , P. Milenovic , J. Milosevic 










Centro de Investigaciones Energéticas Medioambientales y Tecnológicas (CIEMAT), Madrid, Spain

M. Aguilar-Benitez, J. Alcaraz Maestre , A. Álvarez Fernández, I. Bachiller, M. Barrio Luna, Cristina F. Bedoya , C.A. Carrillo Montoya , M. Cepeda , M. Cerrada, N. Colino , B. De La Cruz, A. Delgado Peris , J.P. Fernández Ramos , J. Flix , M.C. Fouz , O. Gonzalez Lopez , S. Goy Lopez , J.M. Hernandez , M.I. Josa , J. León Holgado , D. Moran, Á. Navarro Tobar , A. Pérez-Calero Yzquierdo , J. Puerta Pelayo , I. Redondo , L. Romero, S. Sánchez Navas, L. Urda Gómez , C. Willmott







Universidad Autónoma de Madrid, Madrid, Spain









J.F. de Trocóniz, R. Reyes-Almanza 

Universidad de Oviedo, Instituto Universitario de Ciencias y Tecnologías Espaciales de Asturias (ICTEA), Oviedo, Spain

B. Alvarez Gonzalez , J. Cuevas , C. Erice , J. Fernandez Menendez , S. Folgueras , I. Gonzalez Caballero , E. Palencia Cortezon , C. Ramón Álvarez, J. Ripoll Sau, V. Rodríguez Bouza , A. Trapote, N. Trevisani 

Instituto de Física de Cantabria (IFCA), CSIC-Universidad de Cantabria, Santander, Spain

J.A. Brochero Cifuentes , I.J. Cabrillo, A. Calderon , J. Duarte Campderros , M. Fernandez , C. Fernandez Madrazo , P.J. Fernández Manteca , A. García Alonso,

G. Gomez, C. Martinez Rivero, P. Martinez Ruiz del Arbol , F. Matorras , P. Matorras Cuevas , J. Piedra Gomez , C. Prieels, T. Rodrigo , A. Ruiz-Jimeno , L. Scodellaro , I. Vila, J.M. Vizan Garcia 






















































University of Colombo, Colombo, Sri Lanka

M.K. Jayananda, B. Kailasapathy⁵⁹, D.U.J. Sonnadara, D.D.C. Wickramarathna


University of Ruhuna, Department of Physics, Matara, Sri Lanka

W.G.D. Dharmaratna , K. Liyanage, N. Perera, N. Wickramage


















CERN, European Organization for Nuclear Research, Geneva, Switzerland

T.K. Aarrestad , D. Abbaneo, J. Alimena , E. Auffray, G. Auzinger, J. Baechler, P. Baillon[†], D. Barney , J. Bendavid, M. Bianco , A. Bocci , T. Camporesi, M. Capeans Garrido , G. Cerminara, S.S. Chhibra , L. Cristella , D. d'Enterria , A. Dabrowski , N. Daci , A. David , A. De Roeck , M.M. Defranchis , M. Deile , M. Dobson, M. Dünser , N. Dupont, A. Elliott-Peisert, N. Emriskova, F. Fallavollita⁶⁰, D. Fasanella , S. Fiorendi , A. Florent , G. Franzoni , W. Funk, S. Giani, D. Gigi, K. Gill, F. Glege, L. Gouskos , M. Haranko , J. Hegeman , Y. Iiyama , V. Innocente , T. James, P. Janot , J. Kaspar , J. Kieseler , M. Komm , N. Kratochwil, C. Lange , S. Laurila, P. Lecoq , K. Long , C. Lourenço , L. Malgeri , S. Mallios, M. Mannelli, A.C. Marini , F. Meijers, S. Mersi , E. Meschi , F. Moortgat , M. Mulders , S. Orfanelli, L. Orsini, F. Pantaleo , L. Pape, E. Perez, M. Peruzzi , A. Petrilli, G. Petrucciani , A. Pfeiffer , M. Pierini , D. Piparo, M. Pitt , H. Qu , T. Quast, D. Rabadý , A. Racz, G. Reales Gutiérrez, M. Rieger , M. Rovere, H. Sakulin, J. Salfeld-Nebgen , S. Scarfi, C. Schäfer, C. Schwick, M. Selvaggi , A. Sharma, P. Silva , W. Snoeys , P. Sphicas⁶¹ , S. Summers , V.R. Tavolaro , D. Treille, A. Tsiros, G.P. Van Onsem , M. Verzetti , J. Wanczyk⁶², K.A. Wozniak, W.D. Zeuner

Paul Scherrer Institut, Villigen, Switzerland



L. Caminada⁶³ , A. Ebrahimi , W. Erdmann, R. Horisberger, Q. Ingram, H.C. Kaestli, D. Kotlinski, U. Langenegger, M. Missiroli , T. Rohe

ETH Zurich - Institute for Particle Physics and Astrophysics (IPA), Zurich, Switzerland



K. Androsov⁶² , M. Backhaus , P. Berger, A. Calandri , N. Chernyavskaya , A. De Cosa, G. Dissertori , M. Dittmar, M. Donegà, C. Dorfer , F. Eble, F. Glessgen, T.A. Gómez Espinosa , C. Grab , D. Hits, W. Lustermann, A.-M. Lyon, R.A. Manzoni , C. Martin Perez, M.T. Meinhard, F. Micheli, F. Nessi-Tedaldi, J. Niedziela , F. Pauss, V. Perovic, G. Perrin, S. Pigazzini , M.G. Ratti , M. Reichmann, C. Reissel, T. Reitenspiess, B. Ristic , D. Ruini, D.A. Sanz Becerra , M. Schönenberger , V. Stampf, J. Steggemann⁶² , R. Wallny , D.H. Zhu

Universität Zürich, Zurich, Switzerland






C. Amsler⁶⁴ , P. Bäertschi, C. Botta , D. Brzdechko, M.F. Canelli , K. Cormier, A. De Wit , R. Del Burgo, J.K. Heikkilä , M. Huwiler, A. Jofrehei , B. Kilminster 

S. Leontsinis , A. Macchiolo , P. Meiring, V.M. Mikuni , U. Molinatti, I. Neutelings, A. Reimers, P. Robmann, S. Sanchez Cruz , K. Schweiger , Y. Takahashi 


National Central University, Chung-Li, Taiwan

C. Adloff⁶⁵, C.M. Kuo, W. Lin, A. Roy , T. Sarkar³⁶ , S.S. Yu











National Taiwan University (NTU), Taipei, Taiwan

L. Ceard, Y. Chao, K.F. Chen , P.H. Chen , W.-S. Hou , Y.y. Li, R.-S. Lu, E. Paganis , A. Psallidas, A. Steen, H.y. Wu, E. Yazgan , P.r. Yu

Chulalongkorn University, Faculty of Science, Department of Physics, Bangkok, Thailand

B. Asavapibhop , C. Asawatangtrakuldee , N. Srimanobhas 





Çukurova University, Physics Department, Science and Art Faculty, Adana, Turkey

F. Boran , S. Damarseckin⁶⁶, Z.S. Demiroglu , F. Dolek , I. Dumanoglu⁶⁷ , E. Eskut, Y. Guler , E. Gurpinar Guler⁶⁸ , I. Hos⁶⁹, C. Isik, O. Kara, A. Kayis Topaksu, U. Kiminsu , G. Onengut, K. Ozdemir⁷⁰, A. Polatoz, A.E. Simsek , B. Tali⁷¹, U.G. Tok , S. Turkcapar, I.S. Zorbakir , C. Zorbilmez

Middle East Technical University, Physics Department, Ankara, Turkey

B. Isildak⁷², G. Karapinar⁷³, K. Ocalan⁷⁴ , M. Yalvac⁷⁵ 


Bogazici University, Istanbul, Turkey

B. Akgun, I.O. Atakisi , E. Gülmez , M. Kaya⁷⁶ , O. Kaya⁷⁷, Ö. Özçelik, S. Tekten⁷⁸, E.A. Yetkin⁷⁹ 

Istanbul Technical University, Istanbul, Turkey

A. Cakir , K. Cankocak⁶⁷ , Y. Komurcu, S. Sen⁸⁰ 

Istanbul University, Istanbul, Turkey

S. Cerci⁷¹, B. Kaynak, S. Ozkorucuklu, D. Sunar Cerci⁷¹ 












Institute for Scintillation Materials of National Academy of Science of Ukraine, Kharkov, Ukraine

B. Grynyov







National Scientific Center, Kharkov Institute of Physics and Technology, Kharkov, Ukraine

L. Levchuk 



















University of Bristol, Bristol, U.K.

D. Anthony, E. Bhal , S. Bologna, J.J. Brooke , A. Bundock , E. Clement , D. Cussans , H. Flacher , J. Goldstein , G.P. Heath, H.F. Heath , L. Kreczko , B. Krikler , S. Paramesvaran, S. Seif El Nasr-Storey, V.J. Smith, N. Stylianou⁸¹ , R. White

Rutherford Appleton Laboratory, Didcot, U.K.

K.W. Bell, A. Belyaev⁸² , C. Brew , R.M. Brown, D.J.A. Cockerill, K.V. Ellis, K. Harder, S. Harper, J. Linacre , K. Manolopoulos, D.M. Newbold , E. Olaiya, D. Petyt, T. Reis , T. Schuh, C.H. Shepherd-Themistocleous, I.R. Tomalin, T. Williams 








Imperial College, London, U.K.

R. Bainbridge , P. Bloch , S. Bonomally, J. Borg , S. Breeze, O. Buchmuller, V. Cepaitis , G.S. Chahal⁸³ , D. Colling, P. Dauncey , G. Davies , M. Della Negra , S. Fayer, G. Fedi , G. Hall , M.H. Hassanshahi, G. Iles, J. Langford, L. Lyons, A.-M. Magnan, S. Malik, A. Martelli , D.G. Monk, J. Nash⁸⁴ , M. Pesaresi, D.M. Raymond, A. Richards, A. Rose, E. Scott , C. Seez, A. Shtipliyski, A. Tapper , K. Uchida, T. Virdee¹⁹ , M. Vojinovic , N. Wardle , S.N. Webb , D. Winterbottom, A.G. Zecchinelli

Brunel University, Uxbridge, U.K.

K. Coldham, J.E. Cole , A. Khan, P. Kyberd , I.D. Reid , L. Teodorescu, S. Zahid 

Baylor University, Waco, Texas, U.S.A.

S. Abdullin , A. Brinkerhoff , B. Caraway , J. Dittmann , K. Hatakeyama , A.R. Kanuganti, B. McMaster , N. Pastika, S. Sawant, C. Sutantawibul, J. Wilson 










Catholic University of America, Washington, DC, U.S.A.

R. Bartek , A. Dominguez , R. Uniyal , A.M. Vargas Hernandez














The University of Alabama, Tuscaloosa, Alabama, U.S.A.

A. Buccilli , S.I. Cooper , D. Di Croce , S.V. Gleyzer , C. Henderson , C.U. Perez , P. Rumerio⁸⁵ , C. West 











Boston University, Boston, Massachusetts, U.S.A.

A. Akpinar , A. Albert , D. Arcaro , C. Cosby , Z. Demiragli , E. Fontanesi, D. Gastler, J. Rohlf , K. Salyer , D. Sperka, D. Spitzbart , I. Suarez , A. Tsatsos, S. Yuan, D. Zou









Brown University, Providence, Rhode Island, U.S.A.

G. Benelli , B. Burkle , X. Coubez²⁰, D. Cutts , M. Hadley , U. Heintz , J.M. Hogan⁸⁶ , G. Landsberg , K.T. Lau , M. Lukasik, J. Luo , M. Narain, S. Sagir⁸⁷ , E. Usai , W.Y. Wong, X. Yan , D. Yu , W. Zhang

University of California, Davis, Davis, California, U.S.A.

J. Bonilla , C. Brainerd , R. Breedon, M. Calderon De La Barca Sanchez, M. Chertok , J. Conway , P.T. Cox, R. Erbacher, G. Haza, F. Jensen , O. Kukral, R. Lander, M. Mulhearn , D. Pellett, B. Regnery , D. Taylor , Y. Yao , F. Zhang 




















University of California, Los Angeles, California, U.S.A.

M. Bachtis , R. Cousins , A. Datta , D. Hamilton, J. Hauser , M. Ignatenko, M.A. Iqbal, T. Lam, N. Mccoll , W.A. Nash, S. Regnard , D. Saltzberg , B. Stone, V. Valuev 










University of California, Riverside, Riverside, California, U.S.A.

K. Burt, Y. Chen, R. Clare , J.W. Gary , M. Gordon, G. Hanson , G. Karapostoli , O.R. Long , N. Manganeli, M. Olmedo Negrete, W. Si , S. Wimpenny, Y. Zhang














University of California, San Diego, La Jolla, California, U.S.A.

J.G. Branson, P. Chang , S. Cittolin, S. Cooperstein , N. Deelen , J. Duarte , R. Gerosa , L. Giannini , D. Gilbert , J. Guiang, R. Kansal , V. Krutelyov , R. Lee, J. Letts , M. Masciovecchio , S. May , M. Pieri , B.V. Sathia Narayanan , V. Sharma , M. Tadel, A. Vartak , F. Würthwein , Y. Xiang , A. Yagil 







University of California, Santa Barbara - Department of Physics, Santa Barbara, California, U.S.A.

N. Amin, C. Campagnari , M. Citron , A. Dorsett, V. Dutta , J. Incandela , M. Kilpatrick , J. Kim , B. Marsh, H. Mei, M. Oshiro, M. Quinnan , J. Richman, U. Sarica , D. Stuart, S. Wang 







California Institute of Technology, Pasadena, California, U.S.A.

A. Bornheim , O. Cerri, I. Dutta , J.M. Lawhorn , N. Lu , J. Mao, H.B. Newman , J. Ngadiuba , T.Q. Nguyen , M. Spiropulu , J.R. Vlimant , C. Wang , S. Xie , Z. Zhang , R.Y. Zhu 














Carnegie Mellon University, Pittsburgh, Pennsylvania, U.S.A.

J. Alison , S. An , M.B. Andrews, P. Bryant , T. Ferguson , A. Harilal, C. Liu, T. Mudholkar , M. Paulini , A. Sanchez












































University of Colorado Boulder, Boulder, Colorado, U.S.A.

J.P. Cumalat , W.T. Ford , A. Hassani, E. MacDonald, R. Patel, A. Perloff , C. Savard, K. Stenson , K.A. Ulmer , S.R. Wagner 














Cornell University, Ithaca, New York, U.S.A.

J. Alexander , S. Bright-Thonney , Y. Cheng , D.J. Cranshaw , S. Hogan, J. Monroy , J.R. Patterson , D. Quach , J. Reichert , M. Reid , A. Ryd, W. Sun , J. Thom , P. Wittich , R. Zou 








Fermi National Accelerator Laboratory, Batavia, Illinois, U.S.A.

M. Albrow , M. Alyari , G. Apollinari, A. Apresyan , A. Apyan , S. Banerjee, L.A.T. Bauerdick , D. Berry , J. Berryhill , P.C. Bhat, K. Burkett , J.N. Butler, A. Canepa, G.B. Cerati , H.W.K. Cheung , F. Chlebana, M. Cremonesi, K.F. Di Petrillo , V.D. Elvira , Y. Feng, J. Freeman, Z. Gecse, L. Gray, D. Green, S. Grünendahl , O. Gutsche , R.M. Harris , R. Heller, T.C. Herwig , J. Hirschauer , B. Jayatilaka , S. Jindariani, M. Johnson, U. Joshi, T. Klijnsma , B. Klima , K.H.M. Kwok, S. Lammel , D. Lincoln , R. Lipton, T. Liu, C. Madrid, K. Maeshima, C. Mantilla , D. Mason, P. McBride , P. Merkel, S. Mrenna , S. Nahn , V. O'Dell, V. Papadimitriou, K. Pedro , C. Pena⁵⁶ , O. Prokofyev, F. Ravera , A. Reinsvold Hall , L. Ristori , B. Schneider , E. Sexton-Kennedy , N. Smith , A. Soha , W.J. Spalding , L. Spiegel, S. Stoynev , J. Strait , L. Taylor , S. Tkaczyk, N.V. Tran , L. Uplegger , E.W. Vaandering , H.A. Weber 








University of Florida, Gainesville, Florida, U.S.A.

D. Acosta , P. Avery, D. Bourilkov , L. Cadamuro , V. Cherepanov, F. Errico , R.D. Field, D. Guerrero, B.M. Joshi , M. Kim, E. Koenig, J. Konigsberg , A. Korytov, K.H. Lo, K. Matchev , N. Menendez , G. Mitselmakher , A. Muthirakalayil Madhu, N. Rawal, D. Rosenzweig, S. Rosenzweig, K. Shi , J. Sturdy , J. Wang , E. Yigitbasi , X. Zuo















Florida State University, Tallahassee, Florida, U.S.A.

T. Adams , A. Askew , D. Diaz , R. Habibullah , V. Hagopian, K.F. Johnson, R. Khurana, T. Kolberg , G. Martinez, H. Prosper , C. Schiber, R. Yohay , J. Zhang








Florida Institute of Technology, Melbourne, Florida, U.S.A.

M.M. Baarmand , S. Butalla, T. Elkafrawy¹⁴ , M. Hohlmann , R. Kumar Verma , D. Noonan , M. Rahmani, M. Saunders , F. Yumiceva 









University of Illinois at Chicago (UIC), Chicago, Illinois, U.S.A.

M.R. Adams, H. Becerril Gonzalez , R. Cavanaugh , X. Chen , S. Dittmer, O. Evdokimov , C.E. Gerber , D.A. Hangal , D.J. Hofman , A.H. Merrit, C. Mills , G. Oh , T. Roy, S. Rudrabhatla, M.B. Tonjes , N. Varelas , J. Viinikainen , X. Wang, Z. Wu , Z. Ye 

















The University of Iowa, Iowa City, Iowa, U.S.A.

M. Alhousseini , K. Dilsiz⁸⁸ , R.P. Gandrajula , O.K. Köseyan , J.-P. Merlo, A. Mestvirishvili⁸⁹, J. Nachtman, H. Ogul⁹⁰ , Y. Onel , A. Penzo, C. Snyder, E. Tiras⁹¹ 




Johns Hopkins University, Baltimore, Maryland, U.S.A.

O. Amram , B. Blumenfeld , L. Corcodilos , J. Davis, M. Eminizer , A.V. Gritsan , S. Kyriacou, P. Maksimovic , J. Roskes , M. Swartz, T.Á. Vámi 

The University of Kansas, Lawrence, Kansas, U.S.A.

A. Abreu, J. Anguiano, C. Baldenegro Barrera , P. Baringer , A. Bean , A. Bylinkin , Z. Flowers, T. Isidori, S. Khalil , J. King, G. Krintiras , A. Kropivnitskaya , M. Lazarovits, C. Lindsey, J. Marquez, N. Minafra , M. Murray , M. Nickel, C. Rogan , C. Royon, R. Salvatico , S. Sanders, E. Schmitz, C. Smith , J.D. Tapia Takaki , Q. Wang , Z. Warner, J. Williams , G. Wilson 








Kansas State University, Manhattan, Kansas, U.S.A.

S. Duric, A. Ivanov , K. Kaadze , D. Kim, Y. Maravin , T. Mitchell, A. Modak, K. Nam
















Lawrence Livermore National Laboratory, Livermore, California, U.S.A.

F. Rebassoo, D. Wright







University of Maryland, College Park, Maryland, U.S.A.

E. Adams, A. Baden, O. Baron, A. Belloni , S.C. Eno , N.J. Hadley , S. Jabeen , R.G. Kellogg, T. Koeth, A.C. Mignerey, S. Nabili, M. Seidel , A. Skuja , L. Wang, K. Wong 






Massachusetts Institute of Technology, Cambridge, Massachusetts, U.S.A.

D. Abercrombie, G. Andreassi, R. Bi, S. Brandt, W. Busza , I.A. Cali, Y. Chen , M. D’Alfonso , J. Eysermans, G. Gomez Ceballos, M. Goncharov, P. Harris, M. Hu, M. Klute , D. Kovalskiy , J. Krupa, Y.-J. Lee , B. Maier, C. Mironov , C. Paus , D. Rankin , C. Roland , G. Roland, Z. Shi , G.S.F. Stephans , K. Tatar , J. Wang, Z. Wang , B. Wyslouch 

University of Minnesota, Minneapolis, Minnesota, U.S.A.

R.M. Chatterjee, A. Evans , P. Hansen, J. Hiltbrand, Sh. Jain , M. Krohn, Y. Kubota, J. Mans , M. Revering, R. Rusack , R. Saradhy, N. Schroeder , N. Strobbe , M.A. Wadud











University of Nebraska-Lincoln, Lincoln, Nebraska, U.S.A.

K. Bloom , M. Bryson, S. Chauhan , D.R. Claes, C. Fangmeier, L. Finco , F. Golf , J.R. González Fernández, C. Joo, I. Kravchenko , M. Musich, I. Reed, J.E. Siado, G.R. Snow[†], W. Tabb, F. Yan






State University of New York at Buffalo, Buffalo, New York, U.S.A.

G. Agarwal , H. Bandyopadhyay , L. Hay , I. Iashvili , A. Kharchilava, C. McLean , D. Nguyen, J. Pekkanen , S. Rappoccio , A. Williams 

Northeastern University, Boston, Massachusetts, U.S.A.

G. Alverson , E. Barberis, C. Freer , Y. Haddad , A. Hortiangtham, J. Li , G. Madigan, B. Marzocchi , D.M. Morse , V. Nguyen, T. Orimoto , A. Parker, L. Skinnari , A. Tishelman-Charny, T. Wamorkar, B. Wang , A. Wisecarver, D. Wood 






Northwestern University, Evanston, Illinois, U.S.A.

S. Bhattacharya , J. Bueghly, Z. Chen , A. Gilbert , T. Gunter , K.A. Hahn, N. Odell, M.H. Schmitt , M. Velasco
















University of Notre Dame, Notre Dame, Indiana, U.S.A.

R. Band , R. Bucci, A. Das , N. Dev , R. Goldouzian , M. Hildreth, K. Hurtado Anampa , C. Jessop , K. Lannon , J. Lawrence, N. Loukas , N. Marinelli, I. Mcalister, T. McCauley , F. Meng, K. Mohrman, Y. Musienko⁴⁸, R. Ruchti, P. Sidedreddy, M. Wayne, A. Wightman, M. Wolf , M. Zarucki , L. Zygala

The Ohio State University, Columbus, Ohio, U.S.A.

B. Bylsma, B. Cardwell, L.S. Durkin , B. Francis , C. Hill , M. Nunez Ornelas , K. Wei, B.L. Winer, B.R. Yates 













Princeton University, Princeton, New Jersey, U.S.A.

F.M. Addesa , B. Bonham , P. Das , G. Dezoort, P. Elmer , A. Frankenthal , B. Greenberg , N. Haubrich, S. Higginbotham, A. Kalogeropoulos , G. Kopp, S. Kwan , D. Lange, M.T. Lucchini , D. Marlow , K. Mei , I. Ojalvo, J. Olsen , C. Palmer , D. Stickland , C. Tully 

University of Puerto Rico, Mayaguez, Puerto Rico, U.S.A.

S. Malik , S. Norberg











Purdue University, West Lafayette, Indiana, U.S.A.

A.S. Bakshi, V.E. Barnes , R. Chawla , S. Das , L. Gutay, M. Jones , A.W. Jung , S. Karmarkar, M. Liu, G. Negro, N. Neumeister , G. Paspalaki, C.C. Peng, S. Piperov , A. Purohit, J.F. Schulte , M. Stojanovic¹⁵, J. Thieman , F. Wang , R. Xiao , W. Xie 


Purdue University Northwest, Hammond, Indiana, U.S.A.

J. Dolen , N. Parashar












Rice University, Houston, Texas, U.S.A.

A. Baty , M. Decaro, S. Dildick , K.M. Ecklund , S. Freed, P. Gardner, F.J.M. Geurts , A. Kumar , W. Li, B.P. Padley , R. Redjimi, W. Shi , A.G. Stahl Leiton , S. Yang , L. Zhang, Y. Zhang 

University of Rochester, Rochester, New York, U.S.A.

A. Bodek , P. de Barbaro, R. Demina , J.L. Dulemba , C. Fallon, T. Ferbel , M. Galanti, A. Garcia-Bellido , O. Hindrichs , A. Khukhunaishvili, E. Ranken, R. Taus








Rutgers, The State University of New Jersey, Piscataway, New Jersey, U.S.A.

B. Chiarito, J.P. Chou , A. Gandrakota , Y. Gershtein , E. Halkiadakis , A. Hart, M. Heindl , E. Hughes, S. Kaplan, O. Karacheban²³ , I. Laflotte, A. Lath , R. Montalvo, K. Nash, M. Osherson, S. Salur , S. Schnetzer, S. Somalwar , R. Stone, S.A. Thayil , S. Thomas, H. Wang 




University of Tennessee, Knoxville, Tennessee, U.S.A.

H. Acharya, A.G. Delannoy , S. Spanier 







Texas A&M University, College Station, Texas, U.S.A.

O. Bouhali⁹² , M. Dalchenko , A. Delgado , R. Eusebi, J. Gilmore, T. Huang, T. Kamon⁹³, H. Kim , S. Luo , S. Malhotra, R. Mueller, D. Overton, D. Rathjens , A. Safonov 

Texas Tech University, Lubbock, Texas, U.S.A.

N. Akchurin, J. Damgov, V. Hegde, S. Kunori, K. Lamichhane, S.W. Lee , T. Mengke, S. Muthumuni , T. Peltola , I. Volobouev, Z. Wang, A. Whitbeck

Vanderbilt University, Nashville, Tennessee, U.S.A.

E. Appelt , S. Greene, A. Gurrola , W. Johns, A. Melo, H. Ni, K. Padeken , F. Romeo , P. Sheldon , S. Tuo, J. Velkovska 













University of Virginia, Charlottesville, Virginia, U.S.A.

M.W. Arenton , B. Cox , G. Cummings , J. Hakala , R. Hirosky , M. Joyce , A. Ledovskoy , A. Li, C. Neu , B. Tannenwald , S. White , E. Wolfe 

Wayne State University, Detroit, Michigan, U.S.A.

N. Poudyal 

University of Wisconsin - Madison, Madison, WI, Wisconsin, U.S.A.

K. Black , T. Bose , J. Buchanan , C. Caillol, S. Dasu , I. De Bruyn , P. Everaerts , F. Fienga , C. Galloni, H. He, M. Herndon , A. Hervé, U. Hussain, A. Lanaro, A. Loeliger, R. Loveless, J. Madhusudanan Sreekala , A. Mallampalli, A. Mohammadi, D. Pinna, A. Savin, V. Shang, V. Sharma , W.H. Smith , D. Teague, S. Trembath-Reichert, W. Vetens 

†: Deceased

- 1: Also at TU Wien, Wien, Austria
- 2: Also at Institute of Basic and Applied Sciences, Faculty of Engineering, Arab Academy for Science, Technology and Maritime Transport, Alexandria, Egypt
- 3: Also at Université Libre de Bruxelles, Bruxelles, Belgium
- 4: Also at Universidade Estadual de Campinas, Campinas, Brazil
- 5: Also at Federal University of Rio Grande do Sul, Porto Alegre, Brazil
- 6: Also at University of Chinese Academy of Sciences, Beijing, China
- 7: Also at Department of Physics, Tsinghua University, Beijing, China
- 8: Also at UFMS, Nova Andradina, Brazil
- 9: Also at Nanjing Normal University Department of Physics, Nanjing, China
- 10: Now at The University of Iowa, Iowa City, Iowa, U.S.A.
- 11: Also at Institute for Theoretical and Experimental Physics named by A.I. Alikhanov of NRC ‘Kurchatov Institute’, Moscow, Russia
- 12: Also at Joint Institute for Nuclear Research, Dubna, Russia
- 13: Also at Cairo University, Cairo, Egypt
- 14: Also at Ain Shams University, Cairo, Egypt
- 15: Also at Purdue University, West Lafayette, Indiana, U.S.A.
- 16: Also at Université de Haute Alsace, Mulhouse, France
- 17: Also at Tbilisi State University, Tbilisi, Georgia
- 18: Also at Erzincan Binali Yildirim University, Erzincan, Turkey
- 19: Also at CERN, European Organization for Nuclear Research, Geneva, Switzerland
- 20: Also at RWTH Aachen University, III. Physikalisches Institut A, Aachen, Germany
- 21: Also at University of Hamburg, Hamburg, Germany
- 22: Also at Isfahan University of Technology, Isfahan, Iran
- 23: Also at Brandenburg University of Technology, Cottbus, Germany
- 24: Also at Skobeltsyn Institute of Nuclear Physics, Lomonosov Moscow State University, Moscow, Russia
- 25: Also at Physics Department, Faculty of Science, Assiut University, Assiut, Egypt
- 26: Also at Karoly Robert Campus, MATE Institute of Technology, Gyongyos, Hungary
- 27: Also at Institute of Physics, University of Debrecen, Debrecen, Hungary
- 28: Also at Institute of Nuclear Research ATOMKI, Debrecen, Hungary
- 29: Also at MTA-ELTE Lendület CMS Particle and Nuclear Physics Group, Eötvös Loránd University, Budapest, Hungary
- 30: Also at Wigner Research Centre for Physics, Budapest, Hungary
- 31: Also at IIT Bhubaneswar, Bhubaneswar, India
- 32: Also at Institute of Physics, Bhubaneswar, India
- 33: Also at G.H.G. Khalsa College, Punjab, India
- 34: Also at Shoolini University, Solan, India
- 35: Also at University of Hyderabad, Hyderabad, India

- 36: Also at University of Visva-Bharati, Santiniketan, India
- 37: Also at Indian Institute of Technology (IIT), Mumbai, India
- 38: Also at Deutsches Elektronen-Synchrotron, Hamburg, Germany
- 39: Also at Sharif University of Technology, Tehran, Iran
- 40: Also at Department of Physics, University of Science and Technology of Mazandaran, Behshahr, Iran
- 41: Now at INFN Sezione di Bari, Università di Bari, Politecnico di Bari, Bari, Italy
- 42: Also at Italian National Agency for New Technologies, Energy and Sustainable Economic Development, Bologna, Italy
- 43: Also at Centro Siciliano di Fisica Nucleare e di Struttura Della Materia, Catania, Italy
- 44: Also at Università di Napoli 'Federico II', Napoli, Italy
- 45: Also at Riga Technical University, Riga, Latvia
- 46: Also at Consejo Nacional de Ciencia y Tecnología, Mexico City, Mexico
- 47: Also at IRFU, CEA, Université Paris-Saclay, Gif-sur-Yvette, France
- 48: Also at Institute for Nuclear Research, Moscow, Russia
- 49: Now at National Research Nuclear University 'Moscow Engineering Physics Institute' (MEPhI), Moscow, Russia
- 50: Also at Institute of Nuclear Physics of the Uzbekistan Academy of Sciences, Tashkent, Uzbekistan
- 51: Also at St. Petersburg Polytechnic University, St. Petersburg, Russia
- 52: Also at University of Florida, Gainesville, Florida, U.S.A.
- 53: Also at Imperial College, London, U.K.
- 54: Also at Moscow Institute of Physics and Technology, Moscow, Russia
- 55: Also at P.N. Lebedev Physical Institute, Moscow, Russia
- 56: Also at California Institute of Technology, Pasadena, California, U.S.A.
- 57: Also at Budker Institute of Nuclear Physics, Novosibirsk, Russia
- 58: Also at Faculty of Physics, University of Belgrade, Belgrade, Serbia
- 59: Also at Trincomalee Campus, Eastern University, Sri Lanka, Nilaveli, Sri Lanka
- 60: Also at INFN Sezione di Pavia, Università di Pavia, Pavia, Italy
- 61: Also at National and Kapodistrian University of Athens, Athens, Greece
- 62: Also at Ecole Polytechnique Fédérale Lausanne, Lausanne, Switzerland
- 63: Also at Universität Zürich, Zurich, Switzerland
- 64: Also at Stefan Meyer Institute for Subatomic Physics, Vienna, Austria
- 65: Also at Laboratoire d'Annecy-le-Vieux de Physique des Particules, IN2P3-CNRS, Annecy-le-Vieux, France
- 66: Also at Şirnak University, Şirnak, Turkey
- 67: Also at Near East University, Research Center of Experimental Health Science, Nicosia, Turkey
- 68: Also at Konya Technical University, Konya, Turkey
- 69: Also at Istanbul University - Cerrahpasa, Faculty of Engineering, Istanbul, Turkey
- 70: Also at Piri Reis University, Istanbul, Turkey
- 71: Also at Adiyaman University, Adiyaman, Turkey
- 72: Also at Ozyegin University, Istanbul, Turkey
- 73: Also at Izmir Institute of Technology, Izmir, Turkey
- 74: Also at Necmettin Erbakan University, Konya, Turkey
- 75: Also at Bozok Universititesi Rektörlüğü, Yozgat, Turkey
- 76: Also at Marmara University, Istanbul, Turkey
- 77: Also at Milli Savunma University, Istanbul, Turkey

- 78: Also at Kafkas University, Kars, Turkey
- 79: Also at Istanbul Bilgi University, Istanbul, Turkey
- 80: Also at Hacettepe University, Ankara, Turkey
- 81: Also at Vrije Universiteit Brussel, Brussel, Belgium
- 82: Also at School of Physics and Astronomy, University of Southampton, Southampton, U.K.
- 83: Also at IPPP Durham University, Durham, U.K.
- 84: Also at Monash University, Faculty of Science, Clayton, Australia
- 85: Also at Università di Torino, Torino, Italy
- 86: Also at Bethel University, St. Paul, Minnesota, U.S.A.
- 87: Also at Karamanoğlu Mehmetbey University, Karaman, Turkey
- 88: Also at Bingol University, Bingol, Turkey
- 89: Also at Georgian Technical University, Tbilisi, Georgia
- 90: Also at Sinop University, Sinop, Turkey
- 91: Also at Erciyes University, Kayseri, Turkey
- 92: Also at Texas A&M University at Qatar, Doha, Qatar
- 93: Also at Kyungpook National University, Daegu, Korea