

University of Groningen

Visualization of Quality Attributes on Software Architectures

Byelas, H.; Telea, A.

Published in:
 Proceedings SIREN

IMPORTANT NOTE: You are advised to consult the publisher's version (publisher's PDF) if you wish to cite from it. Please check the document version below.

Document Version
 Publisher's PDF, also known as Version of record

Publication date:
 2007

[Link to publication in University of Groningen/UMCG research database](#)

Citation for published version (APA):
 Byelas, H., & Telea, A. (2007). Visualization of Quality Attributes on Software Architectures. In *Proceedings SIREN*

Copyright

Other than for strictly personal use, it is not permitted to download or to forward/distribute the text or part of it without the consent of the author(s) and/or copyright holder(s), unless the work is under an open content license (like Creative Commons).

The publication may also be distributed here under the terms of Article 25fa of the Dutch Copyright Act, indicated by the "Taverne" license. More information can be found on the University of Groningen website: <https://www.rug.nl/library/open-access/self-archiving-pure/taverne-amendment>.

Take-down policy

If you believe that this document breaches copyright please contact us providing details, and we will remove access to the work immediately and investigate your claim.

Downloaded from the University of Groningen/UMCG research database (Pure): <http://www.rug.nl/research/portal>. For technical reasons the number of authors shown on this cover page is limited to 10 maximum.

Visualization of Quality Attributes on Software Architectures

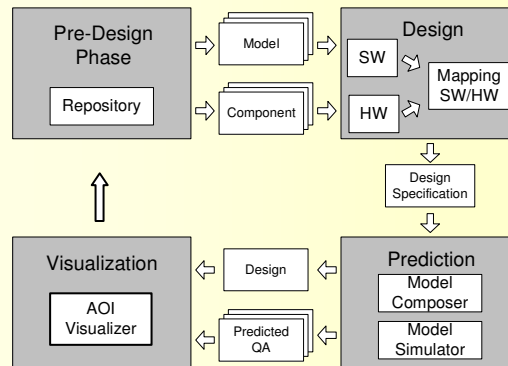
H. Byelas

A. Telea

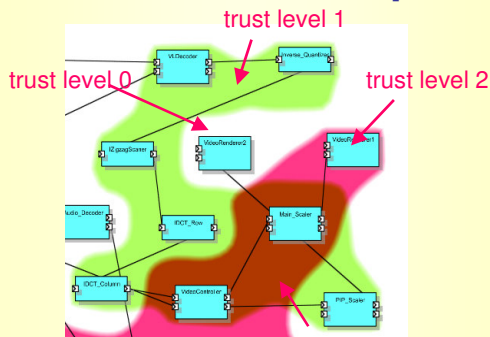


Analysis/Visualization Framework

- supports the visualization of the component-based software system architecture combined with the quality attributes of its components
- is integrated with software system design and analysis tools to complete the design/refactoring process

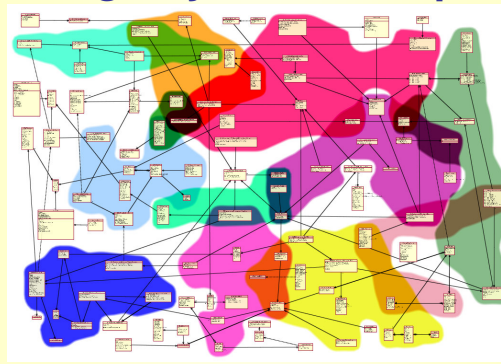


Trust Levels Example



(shows the division of the system on the trust levels)

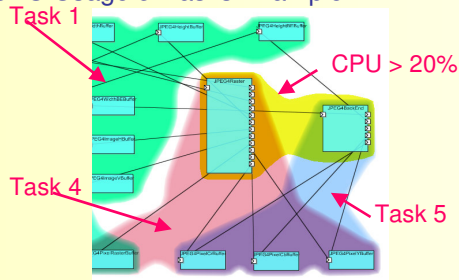
Large System Example



(an extraction from the industrial C++ source code)

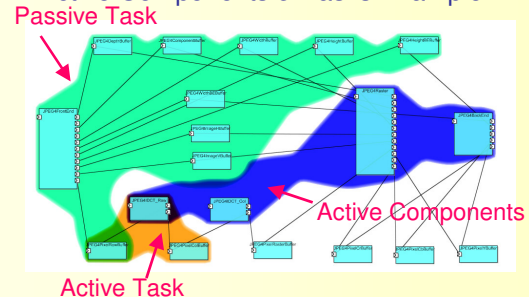
JPEG Decoder Case Study

CPU Usage & Tasks Example



(shows which tasks require more than N % of the CPU usage)

Active Components & Tasks Example



(shows which components in the tasks are active)