

University of Groningen

Overcoming establishment thresholds for peat mosses in human-made bog pools

Temmink, Ralph J M; Cruijisen, Peter M J M; Smolders, Alfons J P; Bouma, Tjeerd J; Fivash, Gregory S; Lengkeek, Wouter; Didderen, Karin; Lamers, Leon P M; van der Heide, Tjisse

Published in:
 Ecological Applications

DOI:
[10.1002/eap.2359](https://doi.org/10.1002/eap.2359)

IMPORTANT NOTE: You are advised to consult the publisher's version (publisher's PDF) if you wish to cite from it. Please check the document version below.

Document Version
 Publisher's PDF, also known as Version of record

Publication date:
 2021

[Link to publication in University of Groningen/UMCG research database](#)

Citation for published version (APA):

Temmink, R. J. M., Cruijisen, P. M. J. M., Smolders, A. J. P., Bouma, T. J., Fivash, G. S., Lengkeek, W., Didderen, K., Lamers, L. P. M., & van der Heide, T. (2021). Overcoming establishment thresholds for peat mosses in human-made bog pools. *Ecological Applications*, 31(6), [e02359]. <https://doi.org/10.1002/eap.2359>

Copyright

Other than for strictly personal use, it is not permitted to download or to forward/distribute the text or part of it without the consent of the author(s) and/or copyright holder(s), unless the work is under an open content license (like Creative Commons).


The publication may also be distributed here under the terms of Article 25fa of the Dutch Copyright Act, indicated by the "Taverne" license. More information can be found on the University of Groningen website: <https://www.rug.nl/library/open-access/self-archiving-pure/taverne-amendment>.

Take-down policy

If you believe that this document breaches copyright please contact us providing details, and we will remove access to the work immediately and investigate your claim.

Downloaded from the University of Groningen/UMCG research database (Pure): <http://www.rug.nl/research/portal>. For technical reasons the number of authors shown on this cover page is limited to 10 maximum.

Overcoming establishment thresholds for peat mosses in human-made bog pools

RALPH J. M. TEMMINK ^{1,2,9} PETER M. J. M. CRUIJSEN,¹ ALFONS J. P. SMOLDERS,^{1,3} TJEERD J. BOUMA,^{4,5,6,7} GREGORY S. FIVASH,⁴ WOUTER LENGKEEK,^{1,8} KARIN DIDDEREN,⁸ LEON P. M. LAMERS,^{1,3} AND TJISSE VAN DER HEIDE^{1,7,2}

¹*Aquatic Ecology and Environmental Biology, Institute for Water and Wetland Research, Radboud University, Heyendaalseweg 135, Nijmegen 6525 AJ, the Netherlands*

²*Department Coastal Systems, Royal Netherlands Institute of Sea Research and Utrecht University, Landsdiep 4, 't Hortje (Texel) 1797 SZ, the Netherlands*

³*B-WARE Research Centre, Toernooiveld 1, Nijmegen 6525 ED, the Netherlands*

⁴*Department of Estuarine and Delta Systems, Royal Netherlands Institute of Sea Research and Utrecht University, Korringaweg 7, Yerseke 4401 NT, the Netherlands*

⁵*Delta Academy Applied Research Centre, HZ University of Applied Sciences, Vlissingen, the Netherlands*

⁶*Faculty of Geosciences, Department of Physical Geography, Utrecht University, Princetonlaan 8a, Utrecht 3584 CB, the Netherlands*

⁷*Conservation Ecology Group, Groningen Institute for Evolutionary Life Sciences, University of Groningen, Nijenborgh 7, Groningen 9747 AG, the Netherlands*

⁸*Bureau Waardenburg, Varkensmarkt 9, Culemborg 4101 CK, the Netherlands*

Citation: Temmink, R. J. M., P. M. J. M. Crujisen, A. J. P. Smolders, T. J. Bouma, G. S. Fivash, W. Lengkeek, K. Didderen, L. P. M. Lamers, and T. van der Heide. 2021. Overcoming establishment thresholds for peat mosses in human-made bog pools. *Ecological Applications* 31(6):e02359. 10.1002/eap.2359

Abstract. Globally, peatlands have been affected by drainage and peat extraction, with adverse effects on their functioning and services. To restore peat-forming vegetation, drained bogs are being rewetted on a large scale. Although this practice results in higher groundwater levels, unfortunately it often creates deep lakes in parts where peat was extracted to greater depths than the surroundings. Revegetation of these deeper waters by peat mosses appears to be challenging due to strong abiotic feedbacks that keep these systems in an undesired bare state. In this study, we theoretically explore if a floating peat mat and an open human-made bog lake can be considered two alternative stable states using a simple model, and experimentally test in the field whether stable states are present, and whether a state shift can be accomplished using floating biodegradable structures that mimic buoyant peat. We transplanted two peat moss species into these structures (pioneer sp. *Sphagnum cuspidatum* and later-successional sp. *S. palustre*) with and without additional organic substrate. Our model suggests that these open human-made bog lakes and floating peat mats can indeed be regarded as alternative stable states. Natural recovery by spontaneous peat moss growth, i.e., a state shift from open water to floating mats, is only possible when the water table is sufficiently shallow to avoid light limitation (<0.29 m at our site). Our experiment revealed that alternative stable states are present and that the floating structures facilitated the growth of pioneer *S. cuspidatum* and vascular plants. Organic substrate addition particularly facilitated vascular plant growth, which correlated to higher moss height. The structures remained too wet for the late-successional species *S. palustre*. We conclude that open water and floating peat mats in human-made bog lakes can be considered two alternative stable states, and that temporary floating establishment structures can induce a state shift from the open water state to peat-forming vegetation state. These findings imply that for successful restoration, there is a clear water depth threshold to enable peat moss growth and there is no need for addition of large amounts of donor-peat substrate. Correct species selection for restoration is crucial for success.

Key words: *alternative stable states; rewetting; raised bog; peat moss; Sphagnum; terrestrialization.*

INTRODUCTION

Peatlands provide vital ecological and socioeconomic services at a global scale (Joosten and Clarke 2002). While they only account for ~3% of the terrestrial

surface (Yu et al. 2010), they store ~20% of the global soil organic carbon (Scharlemann et al. 2014, Nichols and Peteet 2019, Günther et al. 2020). Furthermore, peatlands retain freshwater, provide clean drinking water and biodiversity (Limpens et al. 2008, Lamers et al. 2015). However, peatlands are being drained at a large scale to facilitate agriculture, forestry, and peat extraction (Swindles et al. 2019). Drainage leads to the emission of greenhouse gases, deterioration of groundwater

Manuscript received 22 September 2020; revised 6 January 2021; accepted 4 February 2021. Corresponding Editor: Hinsby Cadillo-Quiroz.

⁹ E-mail: r.temmink@science.ru.nl

and surface water quality, and subsidence of peat soils (Schothorst 1977, Verhoeven and Setter 2010, Lamers et al. 2015). However, extraction and drainage also creates unnatural landscapes with altered hydrology and variable thickness of the remaining peat layer (Haapalehto et al. 2014).

To restore peat-forming vegetation in degraded peat bogs (formerly dominated by peat mosses, *Sphagnum* spp.), the construction of dams that reduce water loss by lateral flow and maintain a permanently high groundwater table is an often applied approach (Schumann and Joosten 2008, Parry et al. 2014, Altenburg et al. 2017). Although this successfully elevates groundwater tables, it typically also causes deeply excavated areas to turn into relatively deep bog lakes. These bog lakes are frequently without vegetation even decades after rewetting. Numerous examples of remnant bogs with large bodies of open water can be found in the Netherlands, Germany, the Baltic States, the United Kingdom (Fig. 1), and in North America (Quinty and Rochefort 2000). This implies that although the restoration measures are partly successful, large parts of the previously drained areas remain as persistent open water without the targeted bog vegetation.

In general, persistent degraded states often occur in disturbed ecosystems that are naturally controlled by positive feedback mechanisms. Such feedbacks are typically generated by spatially dominant habitat-forming organisms, which modify their surroundings to their own benefit by reducing physical stress or increasing resource availability (Stachowicz 2001). However, these beneficial modifications often only work beyond a certain minimum density or patch-size of the habitat modifier, yielding a positive (i.e., self-reinforcing) feedback on its own growth. Unsuccessful colonization (e.g., too low density or patch-size) of the species may cause alternative stable states (Scheffer et al. 2001, van der Heide et al. 2007). This implies that, either a state that is dominated by the habitat-modifying species or an alternative (often bare) state is stable under the same environmental conditions. Importantly, natural recovery in such

situations is difficult once the abundance of the habitat-modifying species drops below a critical density or patch-size threshold. Well-known examples of ecosystems with habitat-modifying species generating strong positive feedbacks are submerged aquatic vegetation in shallow lakes and coastal seagrasses that reduce turbidity through trapping of suspended particles and stimulate phytoplankton grazing by providing refuge to zooplankton (Scheffer et al. 2001, van der Heide et al. 2007, 2010).

In bogs, peat mosses (*Sphagnum* spp.) are the dominant habitat-modifying species (Van Breemen 1995). As they increase in biomass, density, and patch-size, they increasingly alter their environment by retaining nutrient-poor rainwater, acidification, and the accumulation of organic material (Van Breemen 1995, Lamers et al. 2000, Soudzilovskaia et al. 2010). In this way, mosses improve their own growing conditions with increasing moss abundance, yielding a positive feedback. Peat mosses colonize bog lakes through a process called terrestrialization. This process naturally occurs via the formation of a stable, permanent floating mat consisting of live mosses, structuring vascular plants, and dead organic material, which can initiate at the lake bottom, from the shore or from free-floating mosses. The mosses produce oxygen from photosynthesis, while degradation of organic matter by its associated microbial community produces methane (CH_4) and carbon dioxide (CO_2). Buoyance is generated by oxygen that accumulates inside the mosses and the other gases that are trapped inside and beneath the peat mat (Smolders et al. 2002, Tomasen et al. 2003b, 2004; Appendix S1: Fig. S1). Once afloat, the peat mosses are exposed to atmospheric CO_2 and have ample light for growth; conditions that further stimulate their growth and subsequent organic matter accumulation.

In deep (human-made) bog lakes, vegetation is often persistently lacking, as peat moss colonization from the bottom is hampered by light limitation due to humic substances in the water column (Smolders et al. 2003). Additionally, colonization by free-floating mosses is also

A) The Netherlands



B) Germany



C) United Kingdom



FIG. 1. Examples of unnatural open water in former natural raised bogs. (A) Bargerveen in the Netherlands, (B) Tister Bauernmoor in Germany, and (C) Shapwick Heath in the United Kingdom. Maps from Google Earth.

hampered, as these mats typically do not become thick enough during the growing season to sustain buoyancy in winter when production of oxygen, CO₂ and CH₄ are all decreased (Smolders et al. 2003, Tomassen et al. 2004). Once the mosses are at the bottom, light and dissolved CO₂ levels can be too low to allow sufficient photosynthesis and oxygen production required for resurfacing in the next growing season (Paffen and Roelofs 1991, Smolders et al. 2003). Often, the threshold of 5% light, the minimum level required for submerged peat moss growth, occurs at a depth 0.2–0.5 m when waters are highly colored (Streefkerk and Casparie 1989, Money and Wheeler 1999, Smolders et al. 2003). This implies that mat formation beyond this depth is not possible. In addition, peat moss growth is also limited by low dissolved carbon availability (<750 μmol CO₂/L; Paffen and Roelofs 1991, Patberg et al. 2013). Apart from issues with light and carbon limitation, early forming peat mats that manage to become afloat can also be hampered by wind-generated waves that break the mats apart, a factor that may be particularly important in larger lakes where fetch lengths are long (Wheeler and Shaw 1995, Smolders et al. 2003). These difficulties for re-establishment of the original peat system raises the question to what extent positive feedbacks, and the potential for alternative stable states, play a role in the persistence of these human-made bog lakes.

The idea for the existence of alternative stable open water and floating mat states in deep bog lakes is not only supported by observations. In a number of small-scale bog-restoration research projects, aiming to revegetate deep bog lakes, this was achieved this by introducing poorly humified peat mats with a living top layer (white peat, German: *Bunkerde*). In these cases, the mats became buoyant due to CO₂ and CH₄ formation, thereby overcoming apparent CO₂- and transparency-related establishment thresholds for peat mosses (Money and Wheeler 1999, Smolders et al. 2002, Tomassen et al. 2003b, 2004). However, this approach has clear downsides, because (1) pristine donor sites are damaged by the harvest of transplant material and (2) the quality of white peat can differ greatly; from slow degrading nutrient-poor pristine bog peat dominated by peat mosses to dry and eutrophic top soils dominated by *Molinia* that rapidly degrade (Money and Wheeler 1999, Lamers et al. 2000). Consequently, restoration measures to aid the terrestrialization of deep human-made bog pools, without using unsustainable black or white peat, are currently lacking.

In this study, we therefore (1) explore whether open water and floating peat mats can indeed be considered two alternative stable states, and (2) test if establishment thresholds caused by low transparency, stress from CO₂ limitation and wind-generated waves can be overcome by using temporary floating support structures. First, to test whether the hypothesized alternative stable states are theoretically possible, we constructed a minimal model (i.e., a simplified model for exploring processes

and related system dynamics in isolation) based upon a combination of literature data (Boatman 1977, Hayward and Clymo 1983, Money 1995, Smolders et al. 2002, 2003, Rochefort et al. 2003) and field measurements in Fochteloërveen, the Netherlands. Specifically, the model focuses on light limitation as the simplest possible explanation for alternative stable states, thus ignoring other potentially exacerbating factors such as CO₂ limitation at the bottom or waves once the mat is afloat. Hence, it describes the relation between peat moss growth and white peat accumulation, dependent on light availability, which in turn depends on water depth, water transparency and on whether the peat mat is buoyant or not. We hypothesize that the model, with parameters calibrated using empirical data, can generate alternative stable states in a range of realistic water transparencies and depths.

Next, to investigate whether alternative stable state conditions are present in the field and if they can be overcome, we tested a novel restoration framework (Temmink et al. 2020). In an experiment, we use biodegradable floating establishment structures (hereafter, structures for brevity) that mimic buoyant peat. In the structures, peat mosses have ample light and CO₂ for growth, as well as structural reinforcement to increase resistance against small waves (Fig. 2D, E). We expect that the temporary structures allow mosses to proliferate and ultimately form dense floating mats. The structures can naturally degrade once the mats generate buoyancy themselves (Tomassen et al. 2004), are sufficiently coherent to resist waves, and can act as nuclei for lateral growth. To test the restoration potential of our framework, we selected a human-made bog lake with highly colored ($E_{450} = 0.17$, 5% light penetration threshold at 0.3 m) and carbon limited water layer, which is too deep (~0.6 m) to support peat moss growth at the bottom. We selected the pioneer *Sphagnum cuspidatum* and late-succession species *S. palustre* as model species (Daniels and Eddy 1985, Frahm and Frey 2003) that were transplanted inside structures with and without organic substrate. We hypothesize that (1) the lake has two alternative state states as described by the model, (2) the structure physically supports peat mosses and ensures sufficient light and CO₂ and enables to mosses to resist waves, and (3) when enriched with organic material it provides additional CO₂ and nutrients, further stimulating growth and peat mat development.

MATERIALS AND METHODS

Model description

Many lakes in rewetted raised bogs have either been fully colonized by vegetation or persist for decades without any significant vegetation development (Smolders et al. 2003, Patberg et al. 2013). We constructed a minimal model that explores the basic nature of the terrestrialization process in a qualitative manner (Couwenberg and Joosten 2005, van der Heide et al. 2007, 2010).

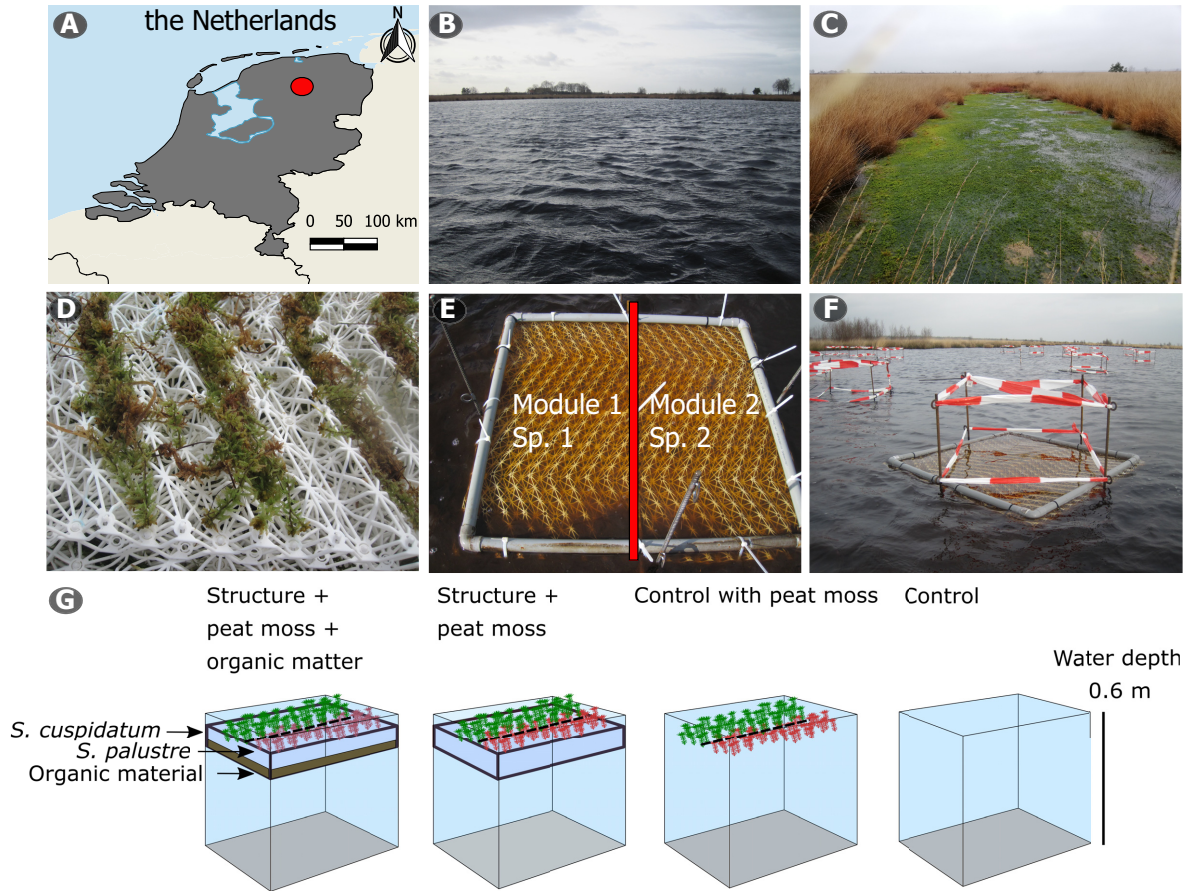


FIG. 2. Field site and experimental units. (A) The Netherlands, where the Fochteloërveen is indicated by a red circle, (B) open water without terrestrialization, (C) floating peat mat consisting of *Sphagnumcuspidatum*, (D) peat moss application to the establishment structure, (E) setup of two modules containing different species, and (F) experimental plots after setup with caution tapes to exclude birds. (G) Overview of the four original experimental treatments, where peat moss species are indicated with different colors. The control with peat moss was omitted (see Materials and Methods: Field experiment for details). Pictures: R. J. M. Temmink. Map made with Natural Earth.

Specifically, this model describes the relation between light, peat moss growth, and white peat accumulation. Peat moss growth, and consequently white peat accumulation, is dependent on light availability, which in turn depends on water depth, water transparency and on whether the peat mat is buoyant or not. Model parameter settings were derived from direct field measurements or literature data (Table 1, Appendix S1: Table S1). The change in the living peat moss layer over time is described as

$$\frac{dS}{dt} = r \times fl \times S - ((r - m)/K) \times S^2 - m \times S. \quad (1)$$

Here, S describes the change in thickness of the living peat moss layer, r is the relative growth rate per unit of time, and fl is the P-I (photosynthetic irradiation) curve of peat moss (see Eq. 2). Parameter K is carrying capacity for the living peat moss layer, and m is its relative mortality rate (see Table 1 for units and default values). The P-I curve of peat moss is described as

$$fl = 1 - e^{(-I/I_k)} \quad (2)$$

where I is the light availability, and I_k the saturation irradiance constant in PAR. Light availability (I) is calculated using the Lambert-Beer equation

$$I = I_{(0)}e^{(-k \cdot D)} \quad (3)$$

with k as the attenuation coefficient and D as the depth at which the acrotelm (living top layer) occurs. The change in peat mat thickness (M) is described by the second differential equation

$$\frac{dM}{dt} = m \times S - d \times M \quad (4)$$

where m is the relative mortality rate of the living peat moss layer S , and d is the decay rate of the peat mat. Finally, we assume that a peat mat becomes floating once

TABLE 1. Variables and default parameter settings of the peat moss model.

	Default value	Unit	Description	Sources
Variables				
S		m	living peat moss layer thickness	
M		m	mat thickness	
Parameters				
d	0.001	per day	mat decay rate	based on empirically measured mat thickness of 0.5 m
D_{\max}	0.5	m	depth of the lake	estimated from field data
I_0	500	$\text{mol}\cdot\text{m}^{-2}\cdot\text{s}^{-1}$	growing-season-averaged irradiance at the surface	Royal Dutch Meteorological Institute (2019)
I_k	200	$\text{mol}\cdot\text{m}^{-2}\cdot\text{s}^{-1}$	half-saturation irradiance constant	Titus and Wagner (1984)
K	0.1	m	carrying capacity of S	Clymo (1970)
k	7.2	per m	light attenuation coefficient	estimated from field data
m	0.0052	per day	relative mortality rate	estimated from field data
M_c	0.1	m	critical mat thickness for floating	estimated from field data
r	0.02	per day	relative growth rate	derived from Clymo (1970)

Notes: We chose default parameter settings to mimic average conditions in raised bogs in the Netherlands, based on literature and our field data.

a critical thickness of M is reached, causing the depth of the live peat layer to change from D_{\max} to 0; i.e.

$$D = D_{\max} \text{ if } M < M_c \text{ and } D = 0 \text{ if } M \geq M_c \quad (5)$$

where M_c is the critical mat thickness required for floating.

To investigate whether alternative stable states occur in our minimal bog lake simulation model, we explored its sensitivity to the depth of the lake through a bifurcation analysis using GRIND for Matlab. In such an analysis, potential critical transition thresholds and hysteresis (i.e., parameter range where two states can occur) are determined by a numerical procedure in which a key parameter value is increased and subsequently decreased again in small steps (van Nes 2017). In our case, we decreased D_{\max} from 1 to 0 m in stepwise increments of 0.01 m. At each step, the model was left to stabilize for 10,000 yr. Next, values of S and M were recorded, after which the value of D_{\max} was reduced and the next 10,000 yr of simulation followed. Once a D_{\max} of 0 was reached, we performed the same numerical procedure in the opposite direction.

Field experiment

As hypothesized, our model results suggest that artificial bog lakes can in theory be characterized by two alternative stable states (Fig. 3): open water or a floating peat mat. To further explore this in the field, we used floating biodegradable structures to investigate (1) whether a state shift from open water to floating peat mats can be accomplished as a general test for the occurrence of alternative stable states and (2) if this approach can be applied as a potential restoration measure to overcome critical bottlenecks for peat moss growth. The

field experiment was conducted in the Fochteloërveen, a rewetted bog remnant in the Netherlands (Fig. 2, 53°0'22.78" N, 6°22'24.75" E). The bog has been heavily exploited for peat extraction, drainage-based agriculture, and buckwheat fire culture during the last centuries. Rewetting via dams resulted in a raised water table, and in a higher cover of peat mosses (Altenburg et al. 2017), but also in the formation of large unvegetated lakes. We selected a wave-sheltered part of a 3-ha bog lake (the dominant wind direction originates from the southwest in the Netherlands). The water layer in this area was 0.6 ± 0.09 m deep (mean \pm SE) at setup (see Appendix S1: Fig. S2 for the water layer depth through time), was highly colored ($E_{450} = 0.17$), and was low in dissolved CO_2 concentrations in the water layer ($120 \mu\text{mol/L}$). The bottom consisted of a 0.69 ± 0.04 m thick peat layer, without any peat mosses, presumably due to light limitation (see Appendix S1: Table S1 for characteristics of the water layer).

Experimental setup.—The experiment consisted of four treatments, replicated eight times (randomized block design). The treatments consisted of (1) an unmanipulated control, (2) control with peat moss addition, (3) structure with peat moss addition, and (4) structure with organic material and peat moss (Fig. 2F, Appendix S1: Fig. S3 for the layout of the eight replicate blocks in the lake). Plots were constructed in March 2017 and were harvested in July 2019, after a 28-month experimental period.

Each structure consisted of three stacked biodegradable BESE-sheets (sheet dimensions: $91.5 \times 45.5 \times 2$ cm, length \times width \times height; BESE Ecosystem Restoration Products, Culemborg, The Netherlands; Temmink et al. 2020). To create organic matter (OM) modules, we added 2 kg of fresh peat (0.9 kg/L, origin Baltic States) on top

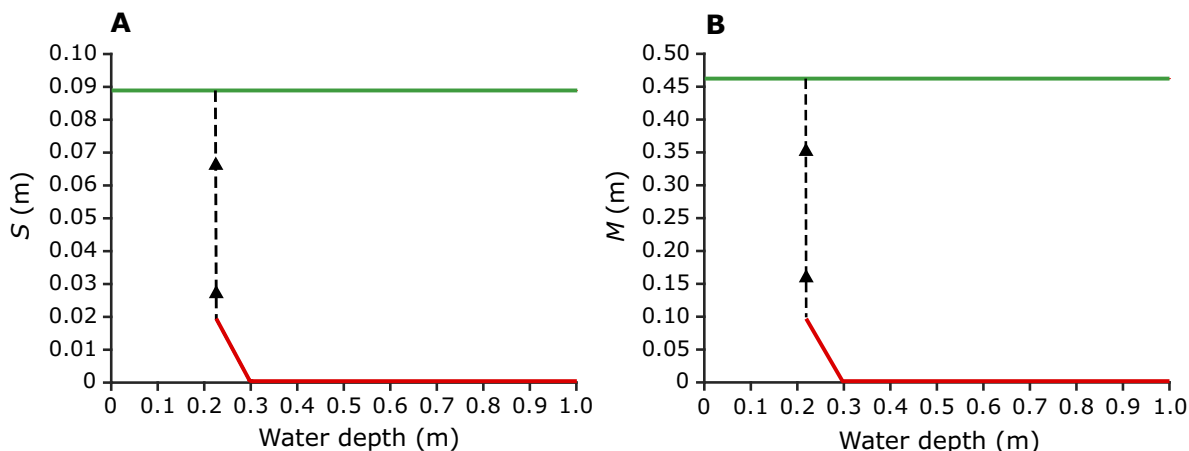


FIG. 3. Results of the bifurcation analysis. The occurrence of alternative stable states highlighted by (A) the living peat moss layer (S) and (B) the thickness of the peat mat (M) in relation to water depths. The solid green lines represent a floating vegetated/peat mat state and the red a bare state (both equilibria are stable beyond a depth of 0.22 m). The dashed black line with the arrows indicates the direction of change, i.e., when water depth is decreased in our model, spontaneous recovery from the bare (red) state towards the vegetated state occurs at 0.22 m.

of the lowest sheet, after which the second sheet was clicked on top. Next, we added 340 g fresh mass (~ 10 g dry mass [DM]) *S. cuspidatum* or *S. palustre*, collected in the Fochteloërveen, on top of each two-sheet OM module (Fig. 2D). Finally, we clicked a third sheet on top, resulting in a 6-cm thick, three-layer module. To create modules without OM, we repeated the steps described above, but without the addition of OM. Finally, we randomly combined two modules containing different species into a two-module plot (Fig. 2E). A two-module plot always consisted of two species with either a + or – OM treatment. We then attached a PVC tube (2 cm in diameter) around the combined two-module plot ($91.5 \times 91 \times 6$ cm, length \times width \times height) to ensure floatation (Fig. 2F). We used non-degradable PVC-tubes for experimental purposes. We placed the plots 2.5 m apart and secured them between four iron pins, after which we installed caution tape around each plot to minimize bird disturbance (Gahlert et al. 2010). Plots without structures were marked with four iron pins and caution tape was installed. For the “peat moss control treatment,” the same amount of material was introduced into each plot, while no peat mosses were introduced in the “controls.” In the “peat moss control,” the added peat mosses immediately floated away and washed ashore on the same day. Therefore, this treatment was omitted from further analyses.

Sample analyses.—At every field visit ($n = 16$, frequency once every one to two months), surface water level was determined using a fixed beacon. In addition, we took surface water samples with a 1-L cup attached to a 2-m long pole to prevent disturbances. The conductivity of the surface water was measured in situ (TetraCon 925 probe connected to a Multi 3,420 m; WTW, Weilheim, Germany). In the laboratory, the pH and alkalinity were

measured with an Ag/AgCl electrode (Orion, Thermo Fisher Scientific, Waltham, Massachusetts, USA) coupled to an 877 Titrino plus (Metrohm, Herisau, Switzerland). Total Inorganic Carbon (TIC) was measured using an infrared carbon analyzer (IRGA; ABB Analytical, Frankfurt, Germany), after which bicarbonate (HCO_3^-) and CO_2 were calculated based on the pH equilibrium (e.g., van Bergen et al. 2020). A 10-mL subsample of each filtered water sample (Glass microfiber filters, outer diameter 47 mm, GF/C, Whatman, GE Healthcare UK Limited, Little Chalfont, Buckinghamshire, UK) was conserved by adding 0.1 mL of nitric acid (HNO_3 65%) and stored at 4°C until P analysis by inductively coupled plasma emission spectrophotometry (ICP-OES; model IRIS Intrepid II XDL, Thermo Fisher Scientific, Franklin, Tennessee, USA). The rest of each sample was stored in polyethylene bottles at -20°C prior to analyses. Nitrate (NO_3^-), ammonium (NH_4^+), and phosphate (PO_4^{3-}) were measured colorimetrically with an auto analyzer (Auto Analyzer III, Bran and Luebbe GmbH, Norderstedt, Germany). Potassium (K) was determined by flame photometry (FLM3 Flame Photometer, Radiometer, Copenhagen, Denmark). Extinction at 450 nm was measured (Double beam, UV-Vis-spectrophotometer, UV-6300PC, VWR, Amsterdam, the Netherlands) as an estimate of humic substance concentration (Kirk 1994, Smolders et al. 2003).

After a period of 28 months, we took a photograph of each plot to determine the lateral expansion of the vegetation using ImageJ. Furthermore, we measured the peat moss lawn height relative to the water table in each plot, after which we transported the intact plots to the lab in July 2019. We harvested the homogeneous occurring *S. cuspidatum* from the inundated peat in controls and calculated the biomass for the subplots, because they

were situated on the sediment and not visible due to the low water clarity. Next, we collected and sorted peat mosses and vascular plants from each module of each two-module plot, determined fresh mass and dry mass (70°C until constant mass).

Statistical analyses.—Since only one species survived the treatments (*S. cuspidatum*) and no *S. palustre* was found after 28 months (Appendix S1: Fig. S3), the effect of peat moss species was not taken into account when analyzing the data. To test whether establishment structures with or without organic matter stimulate peat moss biomass, height, and vascular plant biomass (*Agrostis canina*), we analyzed the data with general linear mixed models with a Gaussian distribution and block as random effect. These analyses were followed by Tukey post-hoc test (Lenth and Lenth 2018). Data were square root, reciprocal and log transformed for peat moss biomass, peat moss height and *Agrostis canina* biomass, respectively. To test the effect of treatment on *Juncus effusus* biomass, we used a zero-inflated Gaussian mixed model, as the data had many zeros (package NBZIMM). To test whether lateral expansion differed between structures with or without OM, we analyzed the data with a Student's *t* test. Surface water quality data were averaged, and the minimum and maximum values were determined (Appendix S1: Table S1). All analyses were performed in R (version 3.6) statistical and programming environment (R Core Team 2020). All results are shown with their standard error of the arithmetic mean (\pm SE) and the significance level is at $P < 0.05$.

RESULTS

Model results

The model shows that spontaneous peat moss growth is only possible when the water depth is between 0 and 0.29 m (Fig. 3). Between 0.22 and 0.29 m depth the model shows bistability between a 9-cm thick living peat layer (Fig. 3A) on top of a 0.46-cm floating peat mat (Fig. 3B) vs. a thin (maximum 0.02 cm) layer of living peat moss with a thin (maximum 0.1 cm) peat mat that is insufficient to float. Beyond a depth of 0.29 m, peat moss is not able to grow at the bottom of the lake at all. Here, peat moss is only able to grow when already afloat, yielding alternative stable states between a bare state and a state with a floating mat that is able to sustain itself irrespective of the water depth.

Field results

Structures positively affected peat moss and vascular plant biomass in the unvegetated human-made lake (Fig. 4), and this effect was enhanced by the addition of organic material (OM). The surface water was characterized by low concentrations of CO₂ (120 \pm 10 μ mol/L,

mean \pm SE), HCO₃⁻ (0.9 \pm 0.09 μ mol/L), NH₄⁺ (32 \pm 6 μ mol/L) and was highly colored (0.17 \pm 0 E₄₅₀, Appendix S1: Table S1 for other parameters). In general, peat moss biomass was lowest in controls with 9.4 \pm 1 g DM/m² ($F_{2,38} = 153.8$, $P < 0.001$, Fig. 4A), intermediate in structures without OM (138 \pm 8 g DM/m²) and highest in structures with OM (197 \pm 21 g DM/m²). Similar to the peat moss results, vascular plant biomass, consisting almost exclusively of *Agrostis canina*, was highest in structures with OM (334 \pm 90 g DM/m², Fig. 4B), 3.3 times lower in structures without OM (100 \pm 50 g DM/m²), and absent in controls (0 \pm 0 g DM/m², $F_{2,38} = 40.6$, $P < 0.001$). *Juncus effusus* biomass was absent in the controls (0 \pm 0) and was highest in the structures with (31 \pm 17 g DM/m²) and without OM (23 \pm 10 g DM/m², $F_{2,38} = 4.8$, $P = 0.0136$).

Peat moss (*S. cuspidatum*) height was positively affected by structures, and particularly by structures with OM, while peat mosses in controls did not grow vertically (Fig. 5, $F_{2,38} = 1272.4$, $P < 0.001$). In structures without OM, peat mosses reached a height of 3.2 \pm 0.5 cm, while in those with OM the moss layer was 1.6 times higher (5.1 \pm 0.4 cm;). Interestingly, peat moss height was positively related to the vascular plant biomass ($R^2 = 0.6$, $P < 0.001$). *A. canina* accompanied by *S. cuspidatum* laterally expanded 53 \pm 6 cm outside of the structure, irrespective of OM treatment ($P = 0.36$).

DISCUSSION

Human-made bog lakes in many restored bog remnants in Europe and North America, originate from former peat extraction and subsequent rewetting. These waters are often largely without vegetation, most likely due to a combination of unfavorable abiotic conditions and establishment thresholds caused by a lack of positive feedbacks normally generated by the vegetation itself (Paffen and Roelofs 1991, Smolders et al. 2002, 2003, Tomassen et al. 2003b). Using a minimal model, we show how these bog lakes can display alternative stable state behavior between contrasting bare open water and vegetated floating mat states driven by light availability, which is in agreement with our hypothesis. Given this finding, we conducted a field experiment to investigate whether such states exist in the field, and simultaneously test a novel method to induce a state shift from open water to peat-forming vegetation as a restoration measure. In accordance with our hypotheses, the floating biodegradable structures aid in overcoming light and CO₂ limitation and wave stress bottlenecks, allowing the re-establishment of self-facilitating mechanisms (Fig. 6). Moreover, organic material further stimulated vascular plant and peat moss growth. In establishing floating peat mosses, we also provide proof of concept for our approach as a restoration method, which has as advantages that it does not require large-scale white peat transplantation.

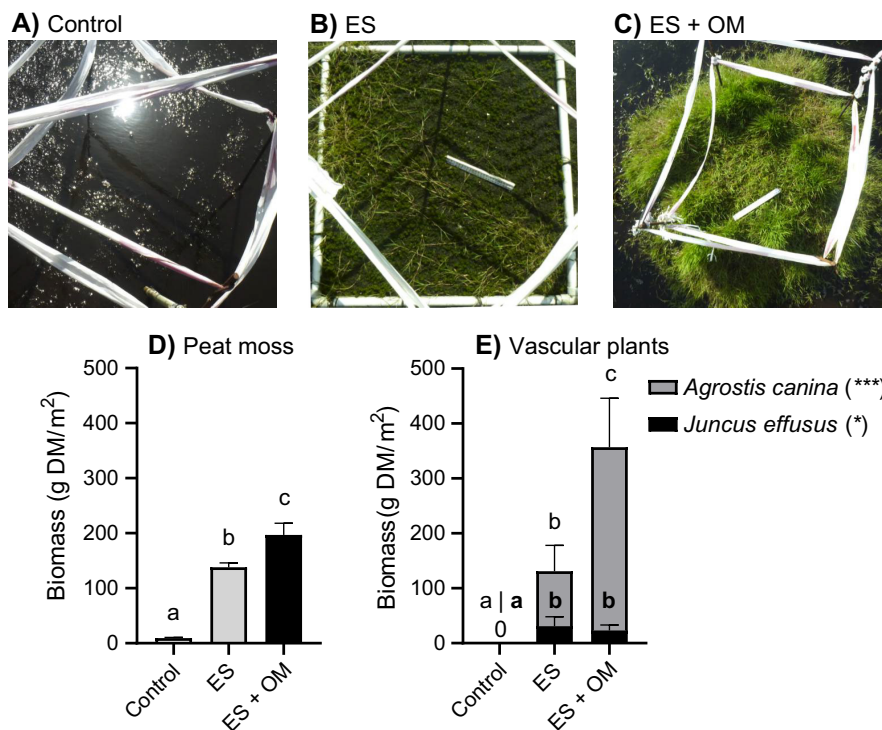


FIG. 4. Peat moss and vascular plant biomass. Pictures of the three treatments after 28 months (A, control; B, structure; C, structure with organic material). (D) Peat moss *Sphagnum cuspidatum* and (E) vascular plant biomass ($n = 16$; DM, dry mass) in controls, structures (ES) and structures with organic material (OM). Error bars represent SE. Significant contrasts are indicated by different letters. Asterisks indicate significant treatment effect on vascular plant biomass for *Agrostis canina* (***) and *Juncus effusus* (*) with different letters for significant contrasts for each species.

Alternative stable states in bogs

In bog remnants, such as our study site, the formation of deep lakes after rewetting is unnatural. However, bog lakes can also be a natural phenomenon, particularly in regions with an excess of moisture (Weber 1902, Foster et al. 1988). They can deepen because the rate of peat accumulation in the surrounding mire exceeds the rate of sedimentation/organic matter accumulation in the lake, and it can expand due to wave action (Clymo 1970, Foster et al. 1988, Crushell et al. 2009). In our model, natural colonization of open water by peat mosses occurs at water depths <0.29 m. This is in agreement with findings from the field of Smolders et al. (2003) and Money (1995). They indeed indicated that at shallow water depth (<0.3 m), particularly when the water is highly colored, submerged growing peat mosses have sufficient access to light to grow and form mats. However, this depth threshold for natural recovery is site specific as local factors, including suspended particles and dissolved organic compounds, control light extinction and thus light availability at a certain depth (Smolders et al. 2003). For instance, the 5% light threshold required for plant growth may reach a bog-pool bottom of 5.4 m in Norway (E_{450} of <0.05), 0.85 m in Clara bog Ireland (E_{450}

of 0.06), while this threshold occurs at only 0.2 m at the Bargerveen in the Netherlands (E_{450} of 0.26) (Limpens et al. 2019). As comparison, at our site, the E_{450} ranges between 0.1 and 0.27 (0.17 on average, Appendix S1; Table S1).

Once light is sufficient, the concentration of dissolved CO_2 in the water column can become the next limiting factor controlling submerged peat moss growth (Paffen and Roelofs 1991, Smolders et al. 2003, Patberg et al. 2013). Moreover, once mats are afloat, they also need to be sufficiently coherent to resist wind-driven waves. For simplicity, however, these additional factors were not addressed in our minimal model. Yet, even without these potentially aggravating factors our model clearly demonstrates the potential for occurrence of alternative stable states as a function of water depth and light availability. This, to our knowledge, has not yet been described in literature for such systems. The occurrence of two stable states typically results in systems that are challenging to restore, because of strong feedbacks (Scheffer et al. 2001, van der Heide et al. 2010). Therefore, restoration practitioners can utilize our work to either fine-tune local hydrology to promote natural peat moss growth and peat formation, or apply alternative approaches to initiate a state shift from open water to a floating peat mat.

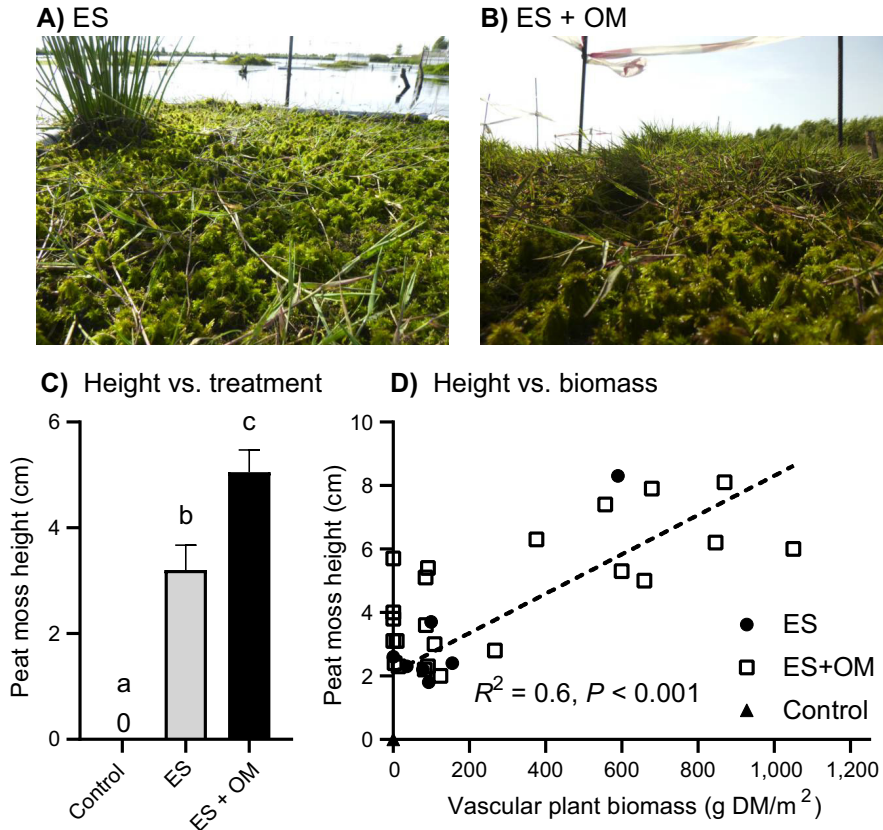


FIG. 5. Peat moss height in treatments and related to vascular plant biomass. Pictures of the difference in peat moss (*Sphagnum cuspidatum*) height in the structures (A) without and (B) with organic material. (C) Peat moss height relative to the water level (cm) in controls, structures (ES), and structures with organic material (OM), and the (D) relationship between peat moss height (cm) and vascular plant biomass. Error bars represent SE. Significant contrasts are indicated by different letters. The regression line was fitted using all data.

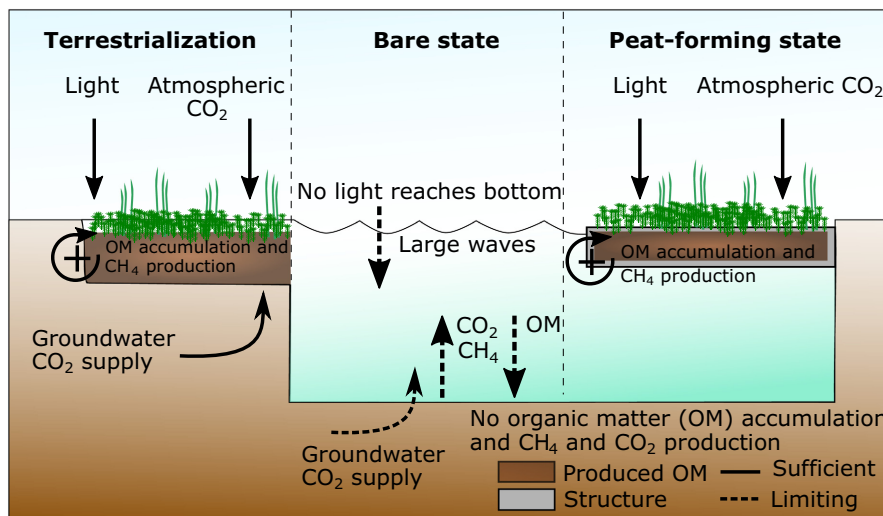


FIG. 6. Alternative stable states in artificial bog lakes. Natural terrestrialization (left), bare state (middle) and peat-forming vegetated state on floating mat mimics (right). Vegetation is able to develop as it has ample light and carbon for primary growth and is not physically stressed by wave action (left), while these factors limit growth in a deep lake (middle).

Initiating a state shift using establishment structures

We found that the floating structures successfully ameliorated light and CO₂ limitation, and wind-driven waves, factors that suppresses the peat growth mosses and may therefore induce alternative stable state dynamics (Paffen and Roelofs 1991). At our site, water color measurements indicate that 5% of the light can only reach the bottom when water depth is below 0.29 m (Smolders et al. 2003). In addition, CO₂ concentrations (120 ± 10 μmol/L) lay substantially below the threshold (>750 μmol/L) required to form a floating mat (Paffen and Roelofs 1991). High levels of NO₃⁻, NH₄⁺, and HCO₃⁻ (>250–500 μmol/L) in the surface water have also been found to negatively affect peat moss growth (Press et al. 1986, Harpenslager et al. 2015, Koks et al. 2019). However, in our lake, NO₃⁻ and HCO₃⁻ (both <5 μmol/L) were virtually absent, while water dissolved NH₄⁺ concentrations (~32 μmol/L) remained below levels that impair growth (>200 μmol/L, Appendix S1: Table S1; Press et al. 1986, Rudolph and Voigt 1986). While not the case at our site, guano trophic from gulls and other water birds is known to affect vegetation composition in large bodies of open water in peat cuttings (Tomassen et al. 2005). This may substantially lower water quality and may lead to the accumulation of N and P and algal growth (Leentvaar 1967).

Interestingly, organic matter added to structures facilitated vascular plant biomass, and they in turn facilitated peat moss biomass and vertical growth by providing physical support for growth. Vascular plants are known to facilitate peat moss length increment, as they provide structure and shade (Malmer et al. 1994, Pouliot et al. 2011). The high vascular plants biomass in this treatment may be explained by a higher supply of nutrients as well as the availability of rooting substrate by the organic material, combined with the high atmospheric nitrogen deposition in the Netherlands (Velders et al. 2018). In addition, *A. canina* started growing outside the structure and provided structure to *S. cuspidatum* (Fig. 4C). This may indicate that *A. canina* enables the expansion of peat mosses outside the structure and pushing the system into a vegetated state. Next to providing structure for peat mosses, these larger vegetation patches can also break up waves that enables the attached mosses to resist wave energy. Otherwise, wind-induced waves in deep and large bog lakes might break up the newly established mosses. This means that the artificial structures can act as nucleus for the growth of more extensive mats, without covering the entire lake with structures, which may substantially lower restoration costs. Based on this observation and materials used for the current small-scale experiment, we created four scenarios differing in initial coverage by the structure and estimate that the cost to cover 10%, 25%, 50%, or 100% of a lake are 34.4, 86, 172, and 344 thousand \$/ha, respectively (for details see Appendix S1: Table S2). Moreover, the peat moss to vascular plant ratio shifts

from 1.05 in structures to 0.55 in structures with organic material. Although vascular plants facilitated peat moss height in the short term, this may well lead to competition and light limitation for the peat mosses in the long term (Hayward and Clymo 1983, Hogg et al. 1995, Tomassen et al. 2003a). When peat mosses are outcompeted by vascular plants, this might lower the potential of the new system to store carbon, as vascular plants degrade more readily than peat mosses (Mettrop et al. 2014).

Our study shows that proper species selection in relation to the targeted environment is of utmost importance for success as peat moss biomass consisted only of *S. cuspidatum* at the end of the experimental period. The habitat created, 3 cm below the water level, is more suitable to *S. cuspidatum* compared to *S. palustre*, as the latter species typically grows in drier conditions (Daniels and Eddy 1985). The favorable conditions for *S. cuspidatum* growth, allowed this species to colonize the substrate inoculated by *S. palustre* (Appendix S1: Fig. S4). *S. palustre* or other late-succession species may benefit from drier conditions at onset (i.e., a shallower support structure), or from a two-step restoration approach (Money 1995). In the latter approach, faster growing pioneer species are first facilitated by the structures enabling the fast formation of a peat lawn and a floating mat. After successful establishment and floating mat formation, late-successional species can then be introduced as a second step, demonstrated by Smolders et al. (2003) for *S. magellanicum* on a well-developed carpet of *S. cuspidatum*. In this way, late-successional species profit from drier conditions, allowing them to gradually create a typical raised bog vegetation community (Robroek et al. 2009). The formation of such a mat may occur rather rapidly. For instance, *Sphagnum* is able to form a dense layer consisting of living and dead material of 18 cm thick in under 10 yr (Vroom et al. 2020).

Conclusion and implications for restoration

In this paper, we demonstrate the potential for alternative stable states, open water vs. floating peat mat, in artificial lakes in bog remnants, using a minimal model, and confirm this in our field experiment. Moreover, we show that restoration by inducing a state shift from open water to floating mats using biodegradable establishment structures can be achieved without the need to introduce unsustainable peat. By introducing peat mosses close to the water surface in the structures light and carbon limitation, and wave stress were ameliorated, thereby overcoming establishment thresholds. The shift from open water to peat-forming vegetation may eventually result in carbon storage, as bog vegetation sequesters and stores more carbon than open water (Couwenberg et al. 2011). Such as shift may aid in climate mitigation when it takes places on a sufficiently large scale in many bog remnants worldwide. Moreover, the model results can also be used to fine-tune local

hydrology to optimize peat moss growth. We further observed that the structures act as a nucleus from where terrestrialization can occur (Fig. 4C). It is important to note, that for widespread upscaling a sustainable donor supply could be an issue, because peat mosses are relatively scarce in the Netherlands and Western Europe. Mosses grown at *Sphagnum* farms can be a sustainable alternative to mosses collected in natural peatlands (Gaudig et al. 2017, Temmink et al. 2017, Vroom et al. 2020). In addition, natural succession of a floating peat moss carpet towards an ombrotrophic bog vegetation can be slow process (decades to a century; Lindsay and Clough 2016), and the introduction of later-successional peat mosses on top of floating mats may speed this up. Lastly, the results we show here may well be extended to the restoration of other peat ecosystems that are characterized by a lack of vegetation development due to unfavorable environmental conditions. Clear examples are fens where the colonization of open water by terrestrial species is crucial to form floating mats (Sarnecki 2010) and facilitate brown moss (*Scorpidium* sp.) growth establishment (Lamers et al. 2002, Lamers et al. 2015). Restoration techniques such as the one presented here may become important to overcome establishment thresholds and achieve greater restoration success in degraded peatlands.

ACKNOWLEDGMENTS

The authors would like to thank all volunteers who joined in setting up and monitoring the experiments, and Roy Peters, Germa Verheggen and Sebastian Krosse for their help with chemical analyses. We thank Natuurmonumenten for site access. R. J. M. Temmink, G. S. Fivash, K. Didderen, and W. Lengkeek were funded by NWO/TTW-OTP grant 14424, in collaboration with private and public partners: Natuurmonumenten, STOWA, Rijkswaterstaat, Van Oord, Bureau Waardenburg, Enexio, and Rodenburg Biopolymers. T. van der Heide was funded by NWO/TTW-Vidi grant 16588.

LITERATURE CITED

- Altenburg, W., W. Bijkerk, R. Douwes, and N. Straathof. 2017. Fall and rise of the Fochterloërveen: results of 30 years of conservation efforts. *De Levende Natuur* 118:79–84.
- Boatman, D. J. 1977. Observations on the growth of *Sphagnum cuspidatum* in a bog pool on the Silver Flowe National Nature Reserve. *Journal of Ecology* 65:119–126.
- Clymo, R. S. 1970. The growth of *Sphagnum*: methods of measurement. *Journal of Ecology* 58:13–49.
- Couwenberg, J., and H. Joosten. 2005. Self-organization in raised bog patterning: The origin of microtome zonation and mesotop diversity. *Journal of Ecology* 93:1238–1248.
- Couwenberg, J., et al. 2011. Assessing greenhouse gas emissions from peatlands using vegetation as a proxy. *Hydrobiologia* 674:67–89.
- Crushell, P. H., A. J. P. Smolders, M. G. C. Schouten, J. G. M. Roelofs, and G. van Wirdum. 2009. The origin and development of a minerotrophic soak on an Irish raised bog: an interpretation of depth profiles of hydrochemistry and peat chemistry. *Holocene* 19:921–935.
- Daniels, R. E., and E. Eddy. 1985. *Handbook of European Sphagna*. Institute of Terrestrial Ecology, Huntingdon, UK.
- Foster, D. R., H. E. Wright, M. Thelau, and G. A. King. 1988. Bog development and landform dynamics in Central Sweden and South-Eastern Labrador, Canada. *Journal of Ecology* 76:1164–1185.
- Frahm, J.-P., and W. Frey. 2003. *Moosflora*. Ulmer, Stuttgart, Germany.
- Gahlert, F., A. Prager, A. S. Quesada, S. Wichmann, and H. Joosten. 2010. Torfmooskultivierung auf schwimmfähigen Vegetationsträgern für ein nachhaltiges und umweltfreundlichen Torfsubstitut im Erwerbsgartenbau - MOOS-FARM. Universität Greifswald, Greifswald, Germany.
- Gaudig, G., M. Krebs, A. Prager, S. Wichmann, M. Barney, S. Caporn, M. Emmel, C. Fritz, M. Graf, and A. Grobe. 2017. *Sphagnum* farming from species selection to the production of growing media. *Mires and Peat* 20:1–30.
- Günther, A., A. Barthelmes, V. Huth, H. Joosten, G. Jurasinski, F. Koesch, and J. Couwenberg. 2020. Prompt rewetting of drained peatlands reduces climate warming despite methane emissions. *Nature Communications* 11:1644.
- Haapalehto, T., J. S. Kotiaho, R. Matilainen, and T. Tahvanainen. 2014. The effects of long-term drainage and subsequent restoration on water table level and pore water chemistry in boreal peatlands. *Journal of Hydrology* 519:1493–1505.
- Harpenslager, S. F., E. van den Elzen, M. A. R. Kox, A. J. P. Smolders, K. F. Ettwig, and L. P. M. Lamers. 2015. Rewetting former agricultural peatlands: topsoil removal as a prerequisite to avoid strong nutrient and greenhouse gas emissions. *Ecological Engineering* 84:159–168.
- Hayward, P. M., and R. S. Clymo. 1983. The growth of *Sphagnum*: experiments on, and simulation of, some effects of light flux and water-table depth. *Journal of Ecology* 71:845–863.
- Hogg, P., P. Squires, and A. H. Fitter. 1995. Acidification, nitrogen deposition and rapid vegetational change in a small valley mire in Yorkshire. *Biological Conservation* 71:143–153.
- Joosten, H., and D. Clarke. 2002. Wise use of mires and peatlands—background and principles including a framework for decision-making. International Mire Conservation Group and International Peat Society, Saarijärven Offset Oy, Saarijärvi, Finland.
- Kirk, J. T. O. 1994. *Light and photosynthesis in aquatic ecosystems*. Cambridge University Press, Cambridge, UK.
- Koks, A., G. van Dijk, A. Smolders, L. Lamers, and C. Fritz. 2019. The effects of alkalinity and cations on the vitality of *Sphagnum palustre* L. *Mires and Peat* 24:1–14.
- Lamers, L. P. M., R. Bobbink, and J. G. M. Roelofs. 2000. Natural nitrogen filter fails in polluted raised bogs. *Global Change Biology* 6:583–586.
- Lamers, L. P. M., A. J. P. Smolders, and J. G. M. Roelofs. 2002. The restoration of fens in the Netherlands. *Hydrobiologia* 478:107–130.
- Lamers, L. P. M., et al. 2015. Ecological restoration of rich fens in Europe and North America: from trial and error to an evidence-based approach. *Biological Reviews* 90:182–203.
- Leentvaar, P. 1967. Observations in guantrophic environments. *Hydrobiologia* 29:441–489.
- Lenth, R., and M. R. Lenth. 2018. Package 'lsmeans'. *American Statistician* 34:216–221.
- Limpens, J., F. Berendse, C. Blodau, J. G. Canadell, C. Freeman, J. Holden, N. Roulet, H. Rydin, and G. Schaepman-Strub. 2008. Peatlands and the carbon cycle: from local processes to global implications—a synthesis. *Biogeosciences* 5:1475–1491.
- Limpens, J., H. B. M. Tomassen, and A. J. P. Smolders. 2019. Sturende factoren voor hoogveengroei op standplaatsschaal

- (Driving factors for raised bog growth on habitat scale). Uitgeverij Noordboek, Gorredijk, the Netherlands.
- Lindsay, R., and J. Clough. 2016. Scottish Natural Heritage Commissioned Report No. 925: A review of the influence of ombrotrophic peat depth on the successful restoration of bog habitat. Edinburgh Scottish Natural Heritage, Edinburgh, UK.
- Malmer, N., B. M. Svensson, and B. Wallén. 1994. Interactions between Sphagnum mosses and field layer vascular plants in the development of peat-forming systems. *Folia Geobotanica et Phytotaxonomica* 29:483–496.
- Mettrop, I. S., C. Cusell, A. M. Kooijman, and L. P. M. Lamers. 2014. Nutrient and carbon dynamics in peat from rich fens and Sphagnum-fens during different gradations of drought. *Soil Biology and Biochemistry* 68:317–328.
- Money, R. P. 1995. Re-establishment of a *Sphagnum*-dominated flora on cut-over lowland raised bogs. Pages 405–422 in B. D. Wheeler, S. C. Shaw, W. J. Fojt, and R. A. Robertson, editors. Restoration of temperate wetlands. John Wiley & Sons, Chichester, UK.
- Money, R. P., and B. D. Wheeler. 1999. Some critical questions concerning the restorability of damaged raised bogs. *Applied Vegetation Science* 2:107–116.
- Nichols, J. E., and D. M. Peteet. 2019. Rapid expansion of northern peatlands and doubled estimate of carbon storage. *Nature Geoscience* 12:917–921.
- Paffen, B. G. P., and J. G. M. Roelofs. 1991. Impact of carbon dioxide and ammonium on the growth of submerged *Sphagnum cuspidatum*. *Aquatic Botany* 40:61–71.
- Parry, L. E., J. Holden, and P. J. Chapman. 2014. Restoration of blanket peatlands. *Journal of Environmental Management* 133:193–205.
- Patberg, W., G. J. Baaijens, A. J. P. Smolders, A. P. Grootjans, and J. T. M. Elzenga. 2013. The importance of groundwater carbon dioxide in the restoration of small *Sphagnum* bogs. *Preslia* 85:389–403.
- Pouliot, R., L. Rochefort, E. Karofeld, and C. Mercier. 2011. Initiation of Sphagnum moss hummocks in bogs and the presence of vascular plants: Is there a link? *Acta Oecologica* 37:346–354.
- Press, M. C., S. J. Woodin, and J. A. Lee. 1986. The potential importance of an increased atmospheric nitrogen supply to the growth of ombrotrophic *Sphagnum* species. *New Phytologist* 103:45–55.
- Quinty, F., and L. Rochefort. 2000. Bare peat substrate instability in peatland restoration: problems and solutions. *Sustaining our Peatlands* 2:6–12.
- R Core Team. 2020. R: a language and environment for statistical computing. R Foundation for Statistical Computing, Vienna, Austria.
- Robroek, B. J., J. van Ruijven, M. G. Schouten, A. Breeuwer, P. H. Crushell, F. Berendse, and J. Limpens. 2009. Sphagnum re-introduction in degraded peatlands: The effects of aggregation, species identity and water table. *Basic and Applied Ecology* 10:697–706.
- Rochefort, L., F. Quinty, S. Campeau, K. Johnson, and T. Malterer. 2003. North American approach to the restoration of *Sphagnum* dominated peatlands. *Wetlands Ecology and Management* 11:3–20.
- Royal Dutch Meteorological Institute. 2019. Daggegevens van het weer in Nederland, Eelde: September 2009–September 2019.
- Rudolph, H., and J. U. Voigt. 1986. Effects of NH₄⁺ 4-N and NO₃⁻ 3-N on growth and metabolism of *Sphagnum magellanicum*. *Physiologia Plantarum* 66:339–343.
- Sarneel, J. M. 2010. Colonisation processes in riparian fen vegetation. Utrecht University, Utrecht, the Netherlands.
- Scharlemann, J. P. W., E. V. J. Tanner, R. Hiederer, and V. Kapos. 2014. Global soil carbon: understanding and managing the largest terrestrial carbon pool. *Carbon Management* 5:81–91.
- Scheffer, M., S. Carpenter, J. A. Foley, C. Folke, and B. Walker. 2001. Catastrophic shifts in ecosystems. *Nature* 413:591–596.
- Schothorst, C. J. 1977. Subsidence of low moor peat soils in the western Netherlands. *Geoderma* 17:265–291.
- Schumann, M., and H. Joosten. 2008. Global peatland restoration manual. Institute of Botany and Landscape Ecology, Greifswald University, Greifswald, Germany.
- Smolders, A. J. P., H. B. M. Tomassen, L. P. M. Lamers, B. P. Lomans, and J. G. M. Roelofs. 2002. Peat bog restoration by floating raft formation: the effects of groundwater and peat quality. *Journal of Applied Ecology* 39:391–401.
- Smolders, A. J. P., H. B. M. Tomassen, M. van Mullekom, L. P. M. Lamers, and J. G. M. Roelofs. 2003. Mechanisms involved in the re-establishment of Sphagnum-dominated vegetation in rewetted bog remnants. *Wetlands Ecology and Management* 11:403–418.
- Soudzilovskaia, N. A., J. H. C. Cornelissen, H. J. During, R. S. P. van Logtestijn, S. I. Lang, and R. Aerts. 2010. Similar cation exchange capacities among bryophyte species refute a presumed mechanism of peatland acidification. *Ecology* 91:2716–2726.
- Stachowicz, J. J. 2001. Mutualism, facilitation, and the structure of ecological communities. *BioScience* 51:235–246.
- Streefkerk, J., and W. Casparie. 1989. The hydrology of bog ecosystems. In *Guidelines for management*. Staatsbosbeheer, Utrecht, the Netherlands.
- Swindles, G. T., et al. 2019. Widespread drying of European peatlands in recent centuries. *Nature Geoscience* 12:922–928.
- Temmink, R. J. M., et al. 2020. Mimicry of emergent traits amplifies coastal restoration success. *Nature Communications* 11:1–9.
- Temmink, R. J. M., P. M. J. M. Cruijns, A. J. P. Smolders, T. J. Bouma, G. S. Fivash, W. Lengkeek, K. Didderen, L. P. M. Lamers, and T. van der Heide. 2021. Data from: Overcoming establishment thresholds for peat mosses in human-made bog pools. DANS EASY. <https://doi.org/10.17026/dans-xg4-9mz7>
- Temmink, R. J. M., C. Fritz, G. van Dijk, G. Hensgens, L. P. M. Lamers, M. Krebs, G. Gaudig, and H. Joosten. 2017. Sphagnum farming in a eutrophic world: The importance of optimal nutrient stoichiometry. *Ecological Engineering* 98:196–205.
- Titus, J. E., and D. J. Wagner. 1984. Carbon balance for two Sphagnum mosses: water balance resolves a physiological paradox. *Ecology* 65:1765–1774.
- Tomassen, H. B. M., A. J. P. Smolders, L. P. M. Lamers, and J. G. M. Roelofs. 2003a. Stimulated growth of *Betula pubescens* and *Molinia caerulea* on ombrotrophic bogs: role of high levels of atmospheric nitrogen deposition. *Journal of Ecology* 91:357–370.
- Tomassen, H. B. M., A. J. P. Smolders, J. M. van Herk, L. P. M. Lamers, and J. G. M. Roelofs. 2003b. Restoration of cut-over bogs by floating raft formation: an experimental feasibility study. *Applied Vegetation Science* 6:141–152.
- Tomassen, H. B. M., A. J. P. Smolders, L. P. M. Lamers, and J. G. M. Roelofs. 2004. Development of floating rafts after the rewetting of cut-over bogs: the importance of peat quality. *Biogeochemistry* 71:69–87.
- Tomassen, H. B., A. J. Smolders, L. P. M. Lamers, and J. G. Roelofs. 2005. How bird droppings can affect the vegetation composition of ombrotrophic bogs. *Canadian Journal of Botany* 83:1046–1056.
- van Bergen, T. J. H. M., et al. 2020. Self-facilitation and negative species interactions could drive microscale vegetation

- mosaic in a floating fen. *Journal of Vegetation Science* 31:343–354.
- Van Breemen, N. 1995. How Sphagnum bogs down other plants. *Trends in Ecology & Evolution* 10:270–275.
- van der Heide, T., E. H. Nes, M. M. Katwijk, M. Scheffer, A. Jan Hendriks, and A. J. P. Smolders. 2010. Alternative stable states driven by density-dependent toxicity. *Ecosystems* 13:841–850.
- van der Heide, T., E. H. van Nes, G. W. Geerling, A. J. P. Smolders, T. J. Bouma, and M. M. van Katwijk. 2007. Positive feedbacks in seagrass ecosystems: implications for success in conservation and restoration. *Ecosystems* 10:1311–1322.
- van Nes, E. 2017. Grind for Matlab. <http://www.sparcs-center.org/grind>
- Velders, G. J. M., J. M. M. Aben, G. P. Geilenkirchen, H. A. den Hollander, L. Nguyen, E. van der Swaluw, W. J. de Vries, and R. J. Wichink Kruit. 2018. Grootschalige concentratie-en depositiekaarten Nederland: Rapportage 2018. Rijksinstituut voor Volksgezondheid en Milieu, Bilthoven, the Netherlands.
- Verhoeven, J. T. A., and T. L. Setter. 2010. Agricultural use of wetlands: opportunities and limitations. *Annals of Botany* 105:155–163.
- Vroom, R. J., R. J. Temmink, G. van Dijk, H. Joosten, L. P. Lamers, A. J. Smolders, M. Krebs, G. Gaudig, and C. Fritz. 2020. Nutrient dynamics of sphagnum farming on rewetted bog grassland in NW Germany. *Science of the Total Environment* 726:138470.
- Weber, C. A. 1902. Ueber die Vegetation und Entstehung des Hochmoors von Augstumal im Memeldelta. Paul Parey, Berlin, Germany.
- Wheeler, B., and S. Shaw. 1995. Restoration of damaged peatlands: with particular reference to lowland raised bogs affected by peat extraction. Department of the Environment, HMSO, London, UK.
- Yu, Z., J. Loisel, D. P. Brosseau, D. W. Beilman, and S. J. Hunt. 2010. Global peatland dynamics since the Last Glacial Maximum. *Geophysical Research Letters* 37:1–5.

SUPPORTING INFORMATION

Additional supporting information may be found online at: <http://onlinelibrary.wiley.com/doi/10.1002/eap.2359/full>

OPEN RESEARCH

Data (Temmink et al. 2021) that support the main findings of this study are available via Data Archiving and Networked Services (DANS) EASY at: <https://doi.org/10.17026/dans-xg4-9mz7>.