Phenology

Visser, Marcel

Published in:
Frontiers 2022: Noise, Blazes and Mismatches

Noise, Blazes and Mismatches

EMERGING ISSUES OF ENVIRONMENTAL CONCERN

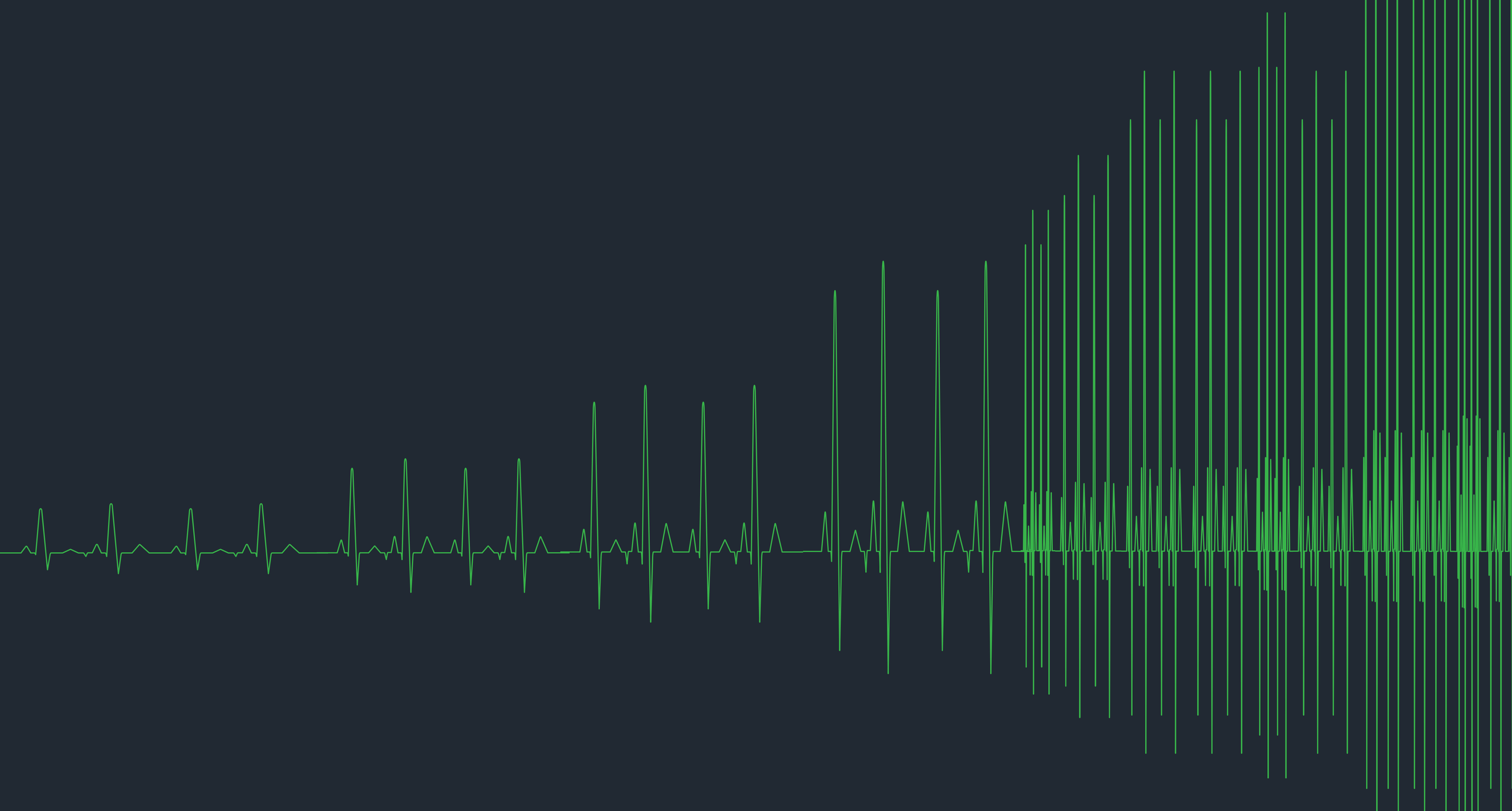

UN environment programme 50 1972-2022

Frontiers 2022

Frontiers 2022

ISBN: 978-92-807-3917-6
Job number: DEW/2415/NA

Disclaimers

The designations employed and the presentation of the material in this publication do not imply the expression of any opinion whatsoever on the part of the Secretariat of the United Nations concerning the legal status of any country, territory or city or area or of its authorities, or concerning the delimitation of its frontiers or boundaries.

Some illustrations or graphics appearing in this publication may have been adapted from content published by third parties to illustrate the authors' own interpretations of the key messages emerging from such third-party illustrations or graphics. In such cases, the material in this publication does not imply the expression of any opinion whatsoever on the part of United Nations Environment Programme concerning the source materials used as a basis for such graphics or illustrations.

Mention of a commercial company or product in this document does not imply endorsement by the United Nations Environment Programme or the authors. The use of information from this document for publicity or advertising is not permitted. Trademark names and symbols are used in an editorial fashion with no intention on infringement of trademark or copyright laws.

The views expressed in this publication are those of the authors and do not necessarily reflect the views of the United Nations Environment Programme. We regret any errors or omissions that may have been unwittingly made.

Suggested citation

United Nations Environment Programme (2022). *Frontiers 2022: Noise, Blazes and Mismatches – Emerging Issues of Environmental Concern.* Nairobi.

Production

United Nations Environment Programme.
https://www.unep.org/frontiers

Frontiers 2022

EMERGING ISSUES OF ENVIRONMENTAL CONCERN

Contents

This report is designed to be read on screens. Some pages may not print with a legible font size on a standard A4.

1.

Listening to cities

From noisy environments to positive soundscapes

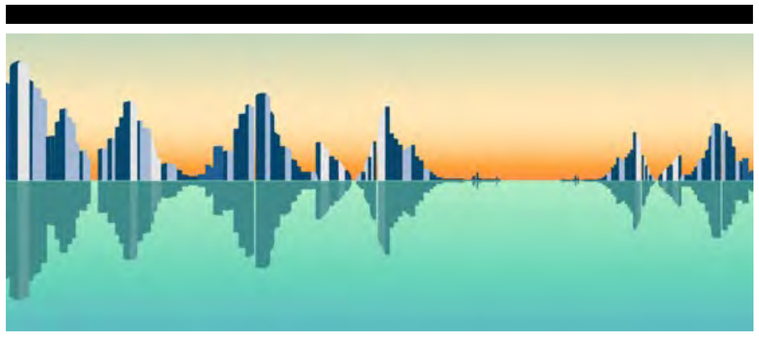

2.

Wildfires under climate change

A burning issue



3.

Phenology

Climate change is shifting the rhythm of nature



Foreword

Humanity has altered the planet in many detrimental ways, from the warming of our climate to the ever-diminishing wildernesses on land and in the sea. But in such a complex system as the Earth, science must always keep searching – for both solutions to problems already identified and new threats coming our way.

UNEP's Frontiers Report does this by identifying and exploring areas of emerging or ongoing environmental concern. The 2022 edition delves into three issues: noise pollution in cities, the growing threat of wildfires and shifts in seasonal events – such as flowering, migration and hibernation, an area of study known as phenology.

As cities grow, noise pollution is identified as a top environmental risk. High levels of noise impair human health and well-being – by disrupting sleep or drowning out the beneficial and positive acoustic communications of many animal species that live in these areas. But solutions are at hand, from electrified transport to green spaces – which must all be included in city planning with a view to reducing noise pollution.

Meanwhile, recent years have seen devastating wildfires across the world, from Australia to Peru. The trends towards more dangerous fire-weather conditions are likely to increase, due to rising concentrations of atmospheric greenhouse gases and the attendant escalation of wildfire risk factors. The next decade will be critical in building greater resilience and adaptive capacity to wildfires – including on the wildland-urban interface. In particular, further research should address vulnerable groups' exposure to hazards before, during and after extreme wildfires and action taken to increase efforts to prevent and prepare for wildfires.

Although wildfires are a striking impact of climate change, phenological shifts are equally worrying. Plants and animals often use temperature, the arrival of rains and daylength as cues for the next stage in a seasonal cycle. Yet climate change is accelerating too quickly for many plant and animal species to adapt, causing disruption to the functioning of ecosystems. Rehabilitating habitats, building wildlife corridors to enhance habitat connectivity, shifting boundaries of protected areas and conserving biodiversity in productive landscapes can help as immediate interventions. However, without strong efforts to reduce greenhouse gas emissions, these conservation measures will only delay the collapse of essential ecosystem services.

This report helps us understand that learning from ecosytems and how to live within them in harmony are objectives that we all need to adopt. We cannot have a healthy society without a healthy environment. And we need good science to inform responsible policies that back a healthy environment, which the Frontiers Report provides.

Inger Andersen
Executive Director
United Nations Environment Programme

Acknowledgements

Listening to cities: From noisy environments to positive soundscapes

Author

Francesco Aletta, Bartlett School of Environment, Energy and Resources, University College London, London, United Kingdom

Reviewers

Angel Dzhambov, Faculty of Public Health, Medical University of Plovdiv, Plovdiv, Bulgaria
Cecelia Anderson, United Nations Human Settlement Programme (UN-Habitat), Nairobi, Kenya
Dominique Potvin, Faculty of Science, Health, Education and Engineering, University of the Sunshine Coast, Moreton Bay, Australia
Guillermo Rey-Gozalo, Department of Applied Physics, University of Extremadura, Badajoz, Spain
Hui Ma, School of Architecture, Tianjin University, Tianjin, China
Jin Yong Jeon, Department of Architectural Engineering, Hanyang University, Seoul, Republic of Korea
Jose Chong, UN-Habitat, Nairobi, Kenya
Paulo Henrique Trombetta Zannin, Department of Mechanical Engineering, Federal University of Paraná, Paraná, Brazil
Sohel Rana, UN-Habitat, Nairobi, Kenya

Wildfires under climate change: A burning issue

Authors

Andrew Dowdy, University of Melbourne, Melbourne, Australia
Luke Purcell, AFAC National Resource Sharing Centre, Melbourne, Australia
Sarah Boulter, Griffith University, Brisbane, Australia
Livia Carvalho Moura, Institute for Society, Population and Nature, Brasilia, Brazil

Reviewers

Cristina Del Rocio Montiel-Molina, Department of Geography, Complutense University of Madrid, Madrid, Spain
Juan Pablo Argañaraz, Gulich Institute (CONAE-UNC), CONICET, Córdoba, Argentina
Matthew P. Thompson, Rocky Mountain Research Station, U.S. Forest Service, Colorado, USA
Sheldon Strydom, Department of Geography and Environmental Sciences, School of Geo and Spatial Science, North-West University, Mafikeng, South Africa

Phenology: Climate change is shifting the rhythm of nature

Author

Marcel E. Visser, Department of Animal Ecology, Netherlands Institute of Ecology (NIOO-KNAW), Wageningen, The Netherlands

Reviewers

Elsa Cleland, Division of Biological Sciences, University of California San Diego, USA
Gary Tabor, Center for Large Landscape Conservation, Montana, USA
Geetha Ramaswami, Nature Conservation Foundation, Bangalore, India
Jan van Gils, Royal Netherlands Institute for Sea Research, ‘t Horntje, The Netherlands
Kelly Ortega-Cisneros, Department of Biological Sciences, University of Cape Town, South Africa
Leonor Patricia Cerdeira Morellato, Department of Botany, São Paulo State University, São Paulo, Brazil
Rebecca Asch, Department of Biology, East Carolina University, USA
Shoko Sakai, Center for Ecological Research, Kyoto University, Japan
Yann Vitasse, Swiss Federal Research Institute WSL, Birmensdorf, Switzerland

UNEP Reviewers

Andrea Hinwood, Dianna Kopansky, Edoardo Zandri, Jian Liu, Maarten Kappelle and Susan Mutebi-Richards, UNEP, Nairobi, Kenya

Special thanks are extended to

Yasuyuki Aono, Osaka Prefecture University, Japan; Tatiana Bogdanova, Global Forest Watch, USA; Katherine Culbertson, University of California, Berkeley, USA; Alexandra Horton, United Kingdom; Frederik Baumgarten, Swiss Federal Research Institute, Switzerland, Angeline Djampou, Audrey Ringler, Brigitte Ohanga, Caroline Mureithi, Conor Purcell, Daniel Cooney, Jane Muriithi, Josephine Wambua, Kaisa Uusimaa, Katie Elles, Keishamaza Rukikaire, Magda Biesiada, Maria Vittoria Galassi, Miranda Grant, Moses Osani, Nada Matta, Nandita Surendran, Neha Sud, Nicolien Schoneveld-de Lange, Pauline Mugo, Pooja Munshi, Reagan Sirengo, Richard Waiguchu, Salome Chamanje, Samuel Opiyo, Sharif Shawky, Sofia Mendez, Tito Kimathi, Tal Harris, Virginia Gitari, Wambui Ndungu, Yawo Konko and Yunting Duan, UNEP, Nairobi, Kenya

Production team

Production heads: Edoardo Zandri and Maarten Kappelle, UNEP, Nairobi, Kenya
Chief editor: Pinya Sarasas, UNEP, Nairobi, Kenya
Technical support: Allan Lelei and Rachel Kosse, UNEP, Nairobi, Kenya
Science editor: Catherine McMullen, Canada

Illustrations, design and layout

Carlos Reyes, Reyes Work, Barcelona, Spain

Listening to cities

From noisy environments to positive soundscapes

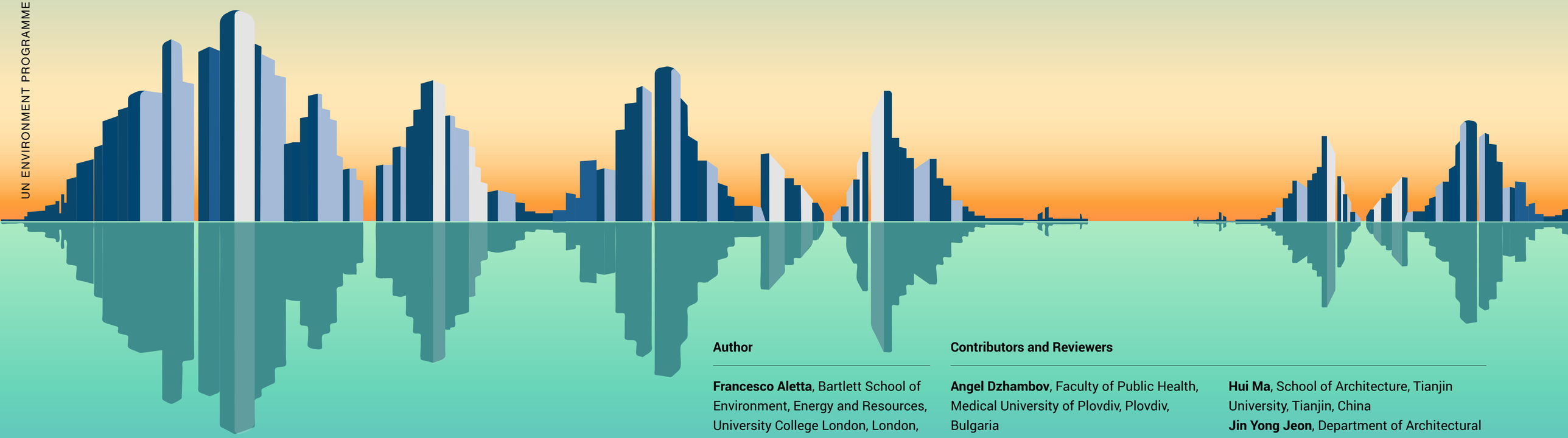

Author

Francesco Aletta, Bartlett School of Environment, Energy and Resources, University College London, London, United Kingdom

Contributors and Reviewers

Angel Dzhambov, Faculty of Public Health, Medical University of Plovdiv, Plovdiv, Bulgaria
Cecelia Anderson, United Nations Human Settlements Programme (UN-Habitat), Nairobi, Kenya
Dominique Potvin, Faculty of Science, Health, Education and Engineering, University of the Sunshine Coast, Moreton Bay, Australia
Guillermo Rey-Gozalo, Department of Applied Physics, University of Extremadura, Badajoz, Spain
Hui Ma, School of Architecture, Tianjin University, Tianjin, China
Jin Yong Jeon, Department of Architectural Engineering, Hanyang University, Seoul, Republic of Korea
Jose Chong, UN-Habitat, Nairobi, Kenya
Paulo Henrique Trombetta Zannin, Department of Mechanical Engineering, Federal University of Paraná, Paraná, Brazil
Sohel Rana, UN-Habitat, Nairobi, Kenya

Scroll down page

1. Surround sound: our acoustic environment

Sounds are complex physical phenomena originating in the vibration from a source that propagates energy into a medium as an acoustic wave. Sounds happen continuously and are everywhere: there is no such thing as 'silence' on the planet. As physical phenomena, sounds are neither positive nor negative. They acquire meaning and produce an effect only when considered from the perspective of a listener. When sounds are unwanted, they become noise. When noises are too loud and persist too long, they become noise pollution.

Today, noise pollution is a major environmental problem, cited as a top environmental risk to health across all age and social groups and an addition to the public health burden. Prolonged exposure to high levels of noise impairs human health and well-being, which is a growing concern for both the public and policymakers.[1] Across the European Union, at least 20 per cent of citizens are currently exposed to road traffic noise levels that are considered harmful to health. This estimate is an average, with urban areas showing a far higher percentage.[2] Noise pollution comes from conventional sources, such as roads, railways, airports, and industry; however, high noise levels may also come from domestic or leisure activities. Traffic and other urban noises affect not only human well-being, but also disturb and endanger the survival of species crucial to the urban environment.[3]

Decibels (dB) are the units of measure for indicating the intensity or loudness of a sound that help predict thresholds when a noise starts to annoy people or when sleep disturbance emerges. While the loudness of noise is important, the frequency, in terms of high or low pitch, and temporal patterns of sound also determine the physical and psychological effects it has on the listener.[4]

Physically, proximity to very loud abrupt sounds, such as a gunshot over 140 dB, could rupture the ear's tympanic membrane, causing immediate hearing loss. Listening to music with earphones at the maximum volume – ranging between 90 and 100 dB at the eardrum – could start to cause hearing damage after only 15 minutes per day.[5] Regular exposure to over 85 dB for an 8-hour day or longer can cause permanent hearing damage. Long-term exposures, even at relatively lower noise levels that are common in urban areas, can also damage both physical and mental health.

Sound quality cannot be judged only by its physical properties, however. The definition of noise as unwanted sound implies a psychological concept.[6] While it is necessary to reduce noise levels when they are physically harmful to people, it may not be a sufficiently broad evaluation. It is becoming more relevant to consider soundscapes that contribute to people's physical as well as psychological well-being, especially in the urban environment.[7]

Yet, most people would agree that a silent world is not desirable because sounds can enrich our lives, restore feelings of health and well-being, and convey meaning to our everyday experiences.[7] They help define the characteristics of places and cultures and shape the quality of life. Some urban sounds may be unique to a community and add to its cultural identity, up to the point of becoming historical acoustic landmarks.[9] The sounds of Big Ben in London or the calls to prayer from the Masjid al-Haram in Makkah, for example, are evocative experiences. In its broader understanding, acoustic comfort should not be seen merely as the absence of noise, but rather as a situation where environmental sounds offer ample opportunities for people to thrive and look after both their physical and mental well-being.

What is a soundscape?

The International Organization for Standardization (ISO) defines a soundscape as "[the] acoustic environment as perceived or experienced and/or understood by a person or people, in context".[10] In other words, soundscape encompasses the way people perceive, experience and respond to the full range of sounds in a place at a given time.[11] As an emerging discipline, soundscape studies try to look at the issue of urban acoustic environments more holistically, taking a listener-centred perspective.[12] The soundscape approach tends to focus on context, on wanted rather than unwanted sounds, and on individual preference rather than discomfort.[13]

Noise measurement

The pressure or intensity of sound is commonly expressed in decibels, or dB. Since the range of sound pressure that the human ear can detect is so large, the decibel scale is logarithmic: a scale based on powers of 10.

On the dB scale, the lowest audible sound, perceived as near-complete silence, is 0 dB. A sound 10^1 times greater in pressure than 0 dB is assigned a sound level of 10 dB. But this increment of 10 dB is generally perceived as a doubling of loudness by the ear. A sound 100 times more intense than 0 dB, or 10^2, is assigned 20 dB, and so on. That is, each increase of 10 dB is equivalent to an increase of sound pressure by another factor of 10.

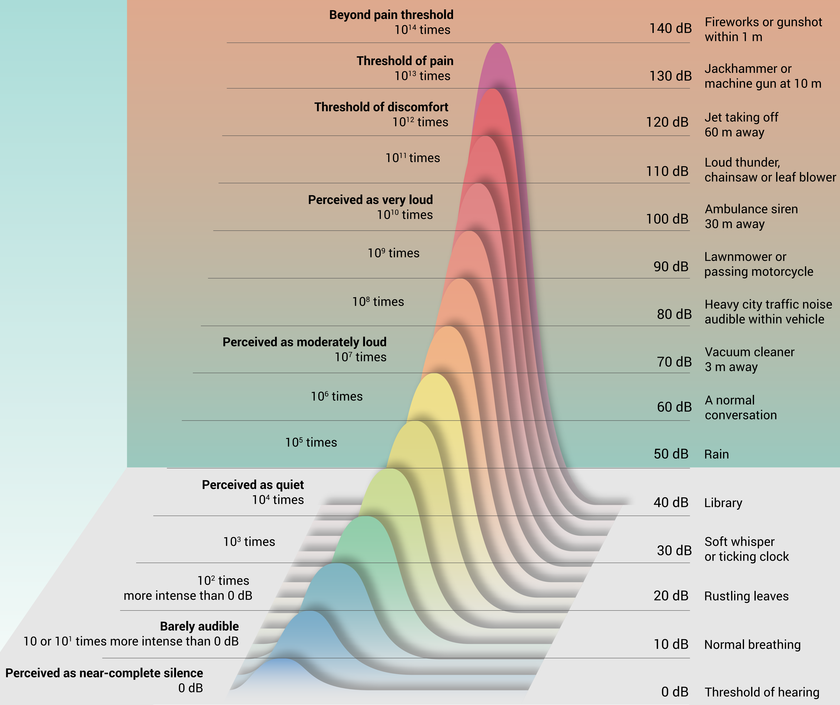

See page 39 for complete references.

2. Sound effects

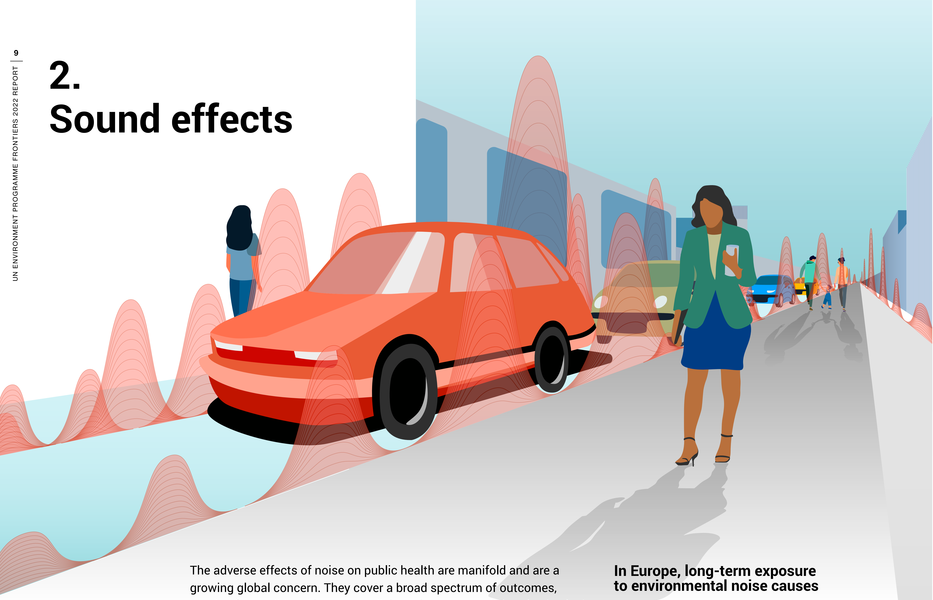

The adverse effects of noise on public health are manifold and are a growing global concern. They cover a broad spectrum of outcomes, ranging from mild and temporary distress to severe and chronic physical impairment. Night-time noise disturbs sleep and affects well-being the following day. Estimates suggest that in Europe 22 million and 6.5 million people suffer from chronic noise annoyance and sleep disturbance, respectively.[2] The elderly, pregnant woman and shift workers are among those at risk of noise-induced sleep disturbance.[2,14]

Noise-induced awakenings can trigger a range of physiological and psychological stress responses because sleep is necessary for hormonal regulation and cardiovascular functioning.[14,15] There is increasing evidence that traffic noise exposure is a risk factor for the development of cardiovascular and metabolic disorders such as elevated blood pressure, arterial hypertension, coronary heart disease and diabetes.[16] A conservative estimate indicates that long-term exposure to environmental noise contributes to 48,000 new cases of ischemic heart disease and causes 12,000 premature deaths annually in Europe.[2]

Two 15-year-long studies of long-term residents of Toronto, Canada found that exposure to road traffic noise elevated risks of acute myocardial infarction and congestive heart failure, and increased the incidence of diabetes mellitus by 8 per cent, and hypertension by 2 per cent.[17,18] These studies have already taken into account the confounding effects of traffic-related air pollution that are associated with the same outcomes. An analysis of national health and noise data from Korea estimated that for every 1 decibel increase in daytime noise exposure, cases of cardio- and cerebrovascular diseases increase by 0.17 to 0.66 per cent.[19]

The World Health Organization (WHO) Regional Office for Europe conducted systematic reviews to assess the associations between noise and health outcomes to develop guidelines and provide recommendations for protecting human health from exposure to environmental noise originating from various sources.[1] The health outcomes include annoyance; cardiovascular and metabolic effects; cognitive impairment; effects on sleep; hearing impairment and tinnitus; adverse birth outcomes; and quality of life, mental health and well-being. The noise sources considered in these reviews include road traffic, railways, aircraft, wind turbines, and leisure activities such as attending sporting or concert events, listening to music through personal devices, and other recreational pastimes.

Based on these reviews, the WHO recommends certain exposure thresholds to avoid adverse health effects. The thresholds are reported in terms of a day, evening and night noise level combined; and a night only noise level. These are time-averaged noise indicators for the relevant time period, expressed in dB and monitored at the receiving end on the most exposed side of a building. The limits recommended for the night period are always lower compared to the full 24-hour period, since specific noise sources and events may be more noticeable with less activity, leading to sleep disturbance and more awakenings.[1,20] Scientific evidence used in the WHO review, from studies representing numerous regions on different continents, provides the basis for the recommended exposure thresholds. This comprehensive coverage supports adoption of these thresholds to inform noise control policies around the world.

In contrast, some sounds bring health benefits, particularly sounds from nature. A number of systematic reviews documented empirical research from both clinical physiological and subjective psychological studies of well-being in response to acoustic environments.[21,22] The reviews reported the positive influence of natural sound and quietness on physical and mental health. The importance of natural sounds to general well-being may also be associated with evolutionary advantages. Natural sounds may signal a safe environment, reduce anxiety and offer mental recuperation, while a lack of natural sound may provoke a more alert and vigilant state, especially for those from vulnerable groups.[23,24]

In Europe, long-term exposure to environmental noise causes

12,000

premature deaths and contributes to

48,000

new cases of ischemic heart disease yearly.

22 million

people in Europe suffer from chronic noise annoyance.

WHO recommendations on noise levels

Noise exposure should be kept below the following levels to avoid any harmful health effects.[1]

Noise source	Maximum level of day-evening-night noise exposure L_{den}	Maximum night-time noise exposure L_{night}
Road traffic	53 dB	45 dB
Railways	54 dB	44 dB
Aircraft	45 dB	40 dB
Wind turbine	45 dB	(Insufficient evidence to recommend a limit)

Drowned out by noise: Creatures of the city

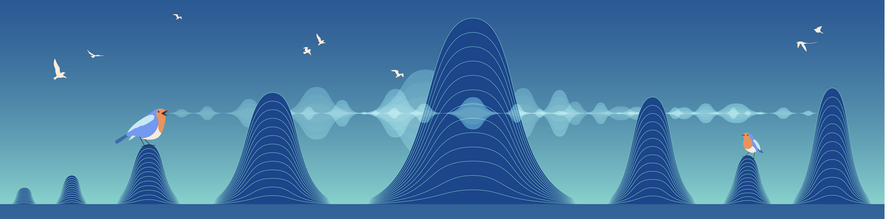

Acoustic communication is vital for many animal species. Acoustic signals are used in a variety of communication contexts, including territory defence, warning of danger, locating or attracting a mate, and caring for offspring. While abrupt and unpredictable sounds may be perceived as a threat by animals, chronic acoustic disturbance such as traffic noise can interfere with acoustic communication and alter behaviours in a range of species.[1,25-27]

Abandoning noisy sites may seem the obvious response, but some animals adapt to noisy conditions instead, by altering their vocalization timing or pattern to avoid having their signal masked. In European cities, robins seem to sing more at night to avoid high acoustic interference during the day, while in the city parks in Bogota, Colombia, rufous-collared sparrows start the dawn chorus earlier in the morning at a site with heavy daytime traffic.[28,29] Some frogs exhibit gap-calling behaviour as they time their calls to breaks in noise.[30]

Other species modify their signals by switching their vocal frequency, or pitch, and amplitude to counteract low-frequency traffic noise. Many city bird species with natural low-frequency vocalizations sing at higher frequencies in areas of urban noise.[31-33] Studies in 30 city-forest paired locations in continental Europe, Japan and the United Kingdom have found that urban great tits sing higher-pitched songs than their forest-dwelling counterparts.[34-36] Zebra finches and white-crowned sparrows slow down their tunes in response to city noise.[37,38] These types of vocal modification have also been observed in frogs and insects, such as grasshoppers, living next to noisy highways.[39-42]

These changes certainly help animals to be heard in noisy environments, but sometimes altered vocalization patterns are considered less attractive by potential mates, therefore affecting reproductive success.[3,30] And if species are not behaviourally flexible in producing or receiving signals, the inability to communicate may eliminate them from their habitats, with possible significant ecological implications.[3,27]

Sound check:
How noisy are cities?

The illustration presents traffic-related noise levels (dB, LAeq) measured for a specific daytime duration in different cities. The data are compiled from various published studies, which utilized different methodologies. According to the 1999 WHO guidelines for community noise, the recommended limits are 55 dB LAeq for outdoor residential areas and 70 dB LAeq for traffic and commercial areas.[19] The latest 2018 WHO guidelines established a health-protective recommendation for road traffic noise levels of 53 dB based on the Lden indicator, an average noise level during day, evening and night that differs from the LAeq indicator.

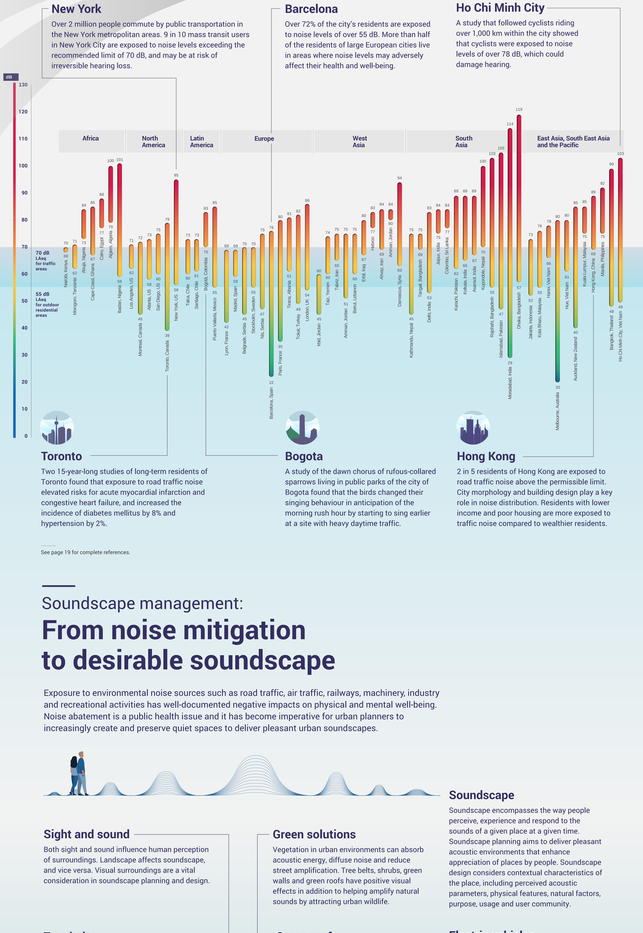

New York
Over 2 million people commute by public transportation in the New York metropolitan areas. 9 in 10 mass transit users in New York City are exposed to noise levels exceeding the recommended limit of 70 dB, and may be at risk of irreversible hearing loss.

Barcelona
Over 72% of the city's residents are exposed to noise levels of over 55 dB. More than half of the residents of large European cities live in areas where noise levels may adversely affect their health and well-being.

Ho Chi Minh City
A study that followed cyclists riding over 1,000 km within the city showed that cyclists were exposed to noise levels of over 78 dB, which could damage hearing.

Toronto
Two 15-year-long studies of long-term residents of Toronto found that exposure to road traffic noise elevated risks for acute myocardial infarction and congestive heart failure, and increased the incidence of diabetes mellitus by 8% and hypertension by 2%.

Bogota
A study of the dawn chorus of rufous-collared sparrows living in public parks of the city of Bogota found that the birds changed their singing behaviour in anticipation of the morning rush hour by starting to sing earlier at a site with heavy daytime traffic.

Hong Kong
2 in 5 residents of Hong Kong are exposed to road traffic noise above the permissible limit. City morphology and building design play a key role in noise distribution. Residents with lower income and poor housing are more exposed to traffic noise compared to wealthier residents.

See page 19 for complete references.

Soundscape management:
From noise mitigation to desirable soundscape

Exposure to environmental noise sources such as road traffic, air traffic, railways, machinery, industry and recreational activities has well-documented negative impacts on physical and mental well-being. Noise abatement is a public health issue and it has become imperative for urban planners to increasingly create and preserve quiet spaces to deliver pleasant urban soundscapes.

Soundscape
Soundscape encompasses the way people perceive, experience and respond to the sounds of a given place at a given time. Soundscape planning aims to deliver pleasant acoustic environments that enhance appreciation of places by people. Soundscape design considers contextual characteristics of the place, including perceived acoustic parameters, physical features, natural factors, purpose, usage and user community.

Sight and sound
Both sight and sound influence human perception of surroundings. Landscape affects soundscape, and vice versa. Visual surroundings are a vital consideration in soundscape planning and design.

Green solutions
Vegetation in urban environments can absorb acoustic energy, diffuse noise and reduce street amplification. Tree belts, shrubs, green walls and green roofs have positive visual effects in addition to helping amplify natural sounds by attracting urban wildlife.

Tree belts
Roadside tree belts can shield noise when planted in sufficiently high biomass density. Noise attenuation can be enhanced by the correct choice of species, trunk size, length and depth of the belt, distance from noise source, and planting scheme.

Green roofs
Vegetated roofs attenuate sound by absorbing propagation over rooftops from street to quiet sides.

Electric vehicles
Even electric vehicles emit noise when driven at speeds above 50 km/hr from tyre contact with the road. Solutions such as porous asphalt surfaces can lower noise emission at higher speeds.

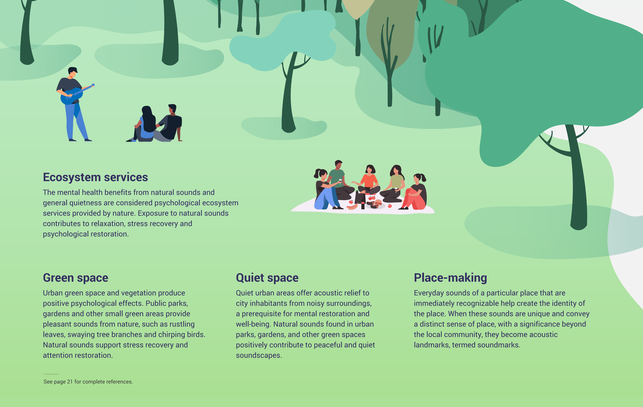

Pathway intervention
Engineering solutions aim to obstruct the pathway between source and receiver. Measures such as noise barriers along highways or railways, earth berms, gabions, and use of acoustic insulation materials and architectural features in buildings can break the chain of noise propagation.

Mitigation at source
Noise mitigation measures differ in effectiveness. Emission reduction at source is the most effective, including restriction of traffic flow or speed, quieter vehicle engines and low-noise road surfaces.

Noise barriers
Barriers placed near source or receiver can significantly reduce noise. Both traditional and innovative materials, made from recycled materials such as plastic and car tyres, have proved effective. Fibreglass from decommissioned wind turbine blades in Denmark have shown a barrier effect reduction of traffic noise levels by 6-7 dB.

Vegetated noise barriers
Vegetation increases the absorption and reduces the propagation of sound. Customized placement of tree rows behind traditional highway noise barriers or layers of vegetation on rigid noise walls can reduce noise levels by up to 12 dB.

Ecosystem services
The mental health benefits from natural sounds and general quietness are considered psychological ecosystem services provided by nature. Exposure to natural sounds contributes to relaxation, stress recovery and psychological restoration.

Green space
Urban green space and vegetation produce positive psychological effects. Public parks, gardens and other small green areas provide pleasant sounds from nature, such as rustling leaves, swaying tree branches and chirping birds. Natural sounds support stress recovery and attention restoration.

Quiet space
Quiet urban areas offer acoustic relief to city inhabitants from noisy surroundings, a prerequisite for mental restoration and well-being. Natural sounds found in urban parks, gardens, and other green spaces positively contribute to peaceful and quiet soundscapes.

Place-making
Everyday sounds of a particular place that are immediately recognizable help create the identity of the place. When these sounds are unique and convey a distinct sense of place, with a significance beyond the local community, they become acoustic landmarks, termed soundmarks.

See page 21 for complete references.

3. Turning down the volume

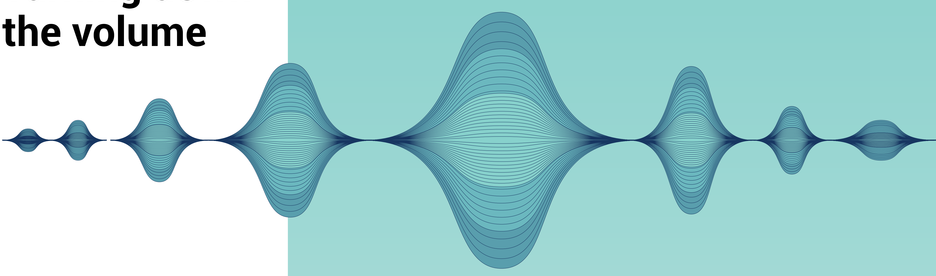

"When general noise reduction is difficult to achieve overall, it is important to guarantee local access to quietness for people in public spaces."

Like most sources of pollution, noise is an issue that must be managed. Regulatory frameworks and legal requirements are in place in many countries and are sometimes coordinated multilaterally, such as in the European Union.[43,44] Common measures usually address the sources of noise as they are the most cost-effective and straightforward to enforce. Source interventions include management of road, rail and air traffic flow, use of low-noise road surfaces and rail tracks, improved aerodynamics and components for aircraft, and shifts away from internal combustion engines to quieter propulsion systems.[2]

Public bodies, industry, and research have focused mainly on these kinds of technological developments. The alternative receiver-oriented measures, like installing noise barriers, are typically less cost-effective and only solve a problem locally, with potential negative landscape impacts as an additional drawback.

Noise mitigation in cities can also be achieved with indirect approaches. In the national plan to combat noise and reduce its sources, the Government of Egypt has incorporated measures with environmental co-benefits. These include encouraging the use of bicycles, and adopting building energy standards to reduce noise emission from air conditioning systems.[43,45] In Berlin, Germany, new cycle lanes on wide roads have been used as an indirect noise abatement strategy aimed at reducing the available driving space for motorized vehicles. More than 500,000 residents were originally exposed to night noise levels higher than 50 dB, so many city roads with two lanes per direction and volumes of transit up to 20,000 daily units were narrowed to single-lane roads, releasing space for bicycles and pedestrians. This moved the source of the sound emission towards the middle of the roads, away from residential settings. Overall, it achieved a reduction in night noise levels for more than 50,000 residents.[2]

In April 2019, the Ultra-Low Emission Zone came into effect in Central London and expanded in late 2021 to include an area encompassing 3.8 million people.[46,47] While the scheme was mainly driven by a desire to improve air quality, encouraging the use of electric and hybrid vehicles has noise-reduction benefits as these vehicles are much quieter compared with internal combustion engine vehicles, especially at low speeds.[48] However, the detectability of quiet vehicles may become a safety concern for pedestrians and consequently a new challenge.[49,50]

Looking at cities with complex vertical development and tight road networks, Hong Kong stands out as a challenging case where land use and urban morphology are key factors affecting the spatial distribution of noise sources in the built environment.[51,52] With over one million residents exposed to road traffic noise at levels higher than the 70 dB limit, the authorities adopted a relatively aggressive policy centred on infrastructure design and land-use planning, with limited success.[53-55]

The WHO noise guidelines also emphasize that policy attention should not simply focus on areas with high noise levels, but also on where positive soundscapes exist or can be created.[1,56,57] Many environmental noise policies and local authorities' actions acknowledge that when general noise reduction is difficult to achieve overall, it is important to guarantee local access to quietness for people in public spaces.[57] The focus in most urbanized contexts has, therefore, been on identifying and protecting areas of quietness, and restoration of environmental assets that are embedded in the city fabric.[45] Quiet urban parks, converted canal towpaths and rail spurs, pocket green and blue areas within apartment blocks, in courtyards, gardens and other leisure areas are places where people can escape city noise. Access to nearby quiet areas contributes to the health and well-being of local communities.[58] While noise level is an important aspect, soundscape quality is also contextual and influenced by non-acoustic factors, including the feeling of safety, which may be a notable concern for women and for parents.[23,58,60] Quiet areas are more generally understood as places with pleasant soundscapes or where unwanted sounds are mostly absent; they are often combined with positive landscaping elements, like greenery and water features.[59-61] Providing or protecting these spaces is a more passive, yet still valuable, way of regulating against noise in urban areas.

"Quiet areas are more generally understood as places with pleasant soundscapes or where unwanted sounds are mostly absent."

Amplified effects on the vulnerable and marginalized

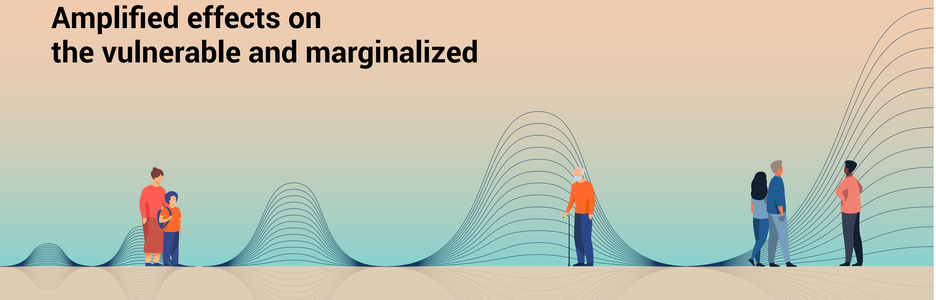

The effects of noise on health are not uniform among individuals or across population groups. Specific individual differences can increase a person's vulnerability. An individual's sensitivity to noise is considered a relatively stable and partly genetic trait, independent of exposure level.[62] Noise sensitivity manifests as a heightened degree of vigilance and physiological reactivity to sounds. High sensitivity to noise can exacerbate stress responses and may be associated with an individual's general ill-health.[63]

Age also seems to shape our reaction to sounds, with the very young and the elderly at higher risk from the effects of particular noises.[64-66] Evidence of gender differences in vulnerability to noise is mixed, where differences may be rooted in the way men and women perceive and deal with stressors in general.[67,68]

At the population scale, some social groups are more vulnerable than others.[69] Poorer individuals have fewer housing choices, often forcing them to live near environmental stressors such as waste dumps, industrial areas, and roads with high traffic density.[70,71]

Subsequent long-term exposure to such environmental stressors can compromise the underlying health conditions of individuals living in these communities.[72] Studies from many major cities suggest that marginalized communities are more exposed to higher environmental noise levels, with indications that noise exposure inequalities also divide along ethnic lines in certain multiracial societies.[73-79]

Having access to public green spaces and local quiet areas can improve soundscape quality and buffer the negative impact of noise. Evidence suggests that the positive health effects of green spaces and neighbourhood greenness are strongest in communities of the most socioeconomically deprived groups.[80] However, the access to high-quality public green spaces for marginalized communities is limited compared to that available for affluent communities.[80-84]

4. Healthy decisions for positive soundscapes

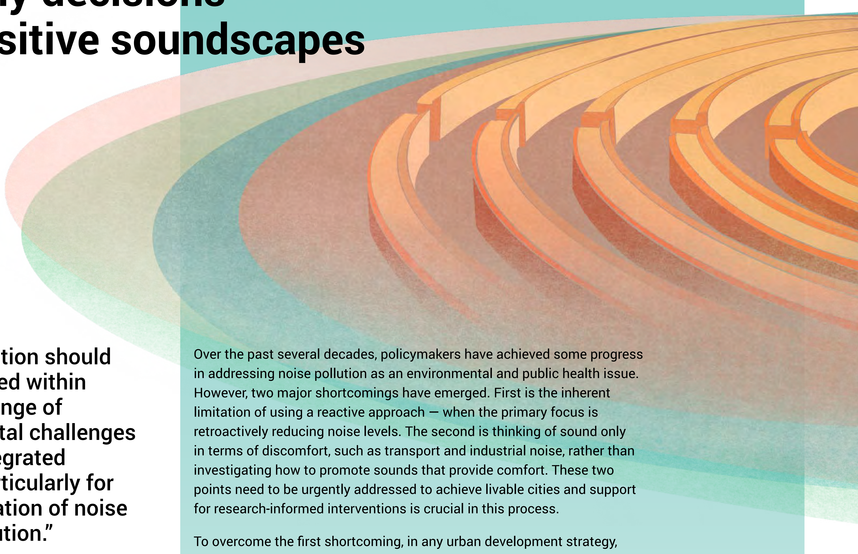

“Noise pollution should be considered within a broader range of environmental challenges through integrated policies, particularly for the combination of noise and air pollution.”

Over the past several decades, policymakers have achieved some progress in addressing noise pollution as an environmental and public health issue. However, two major shortcomings have emerged. First is the inherent limitation of using a reactive approach — when the primary focus is retroactively reducing noise levels. The second is thinking of sound only in terms of discomfort, such as transport and industrial noise, rather than investigating how to promote sounds that provide comfort. These two points need to be urgently addressed to achieve livable cities and support for research-informed interventions is crucial in this process.

To overcome the first shortcoming, in any urban development strategy, environmental sounds should be considered at the earliest possible stage of planning and design to prevent them from becoming an afterthought – one that could involve significant expense. According to data from Europe, more than 50 per cent of actions intended to manage noise focus on the source, which is often effective but will not necessarily provide soundscape quality.[2] A very limited percentage of measures dealing with environmental sounds resort to land use or urban planning, while growing evidence from research indicates that this approach would be the most sustainable path.[85,86] Therefore, it is crucial that experts in environmental acoustics and urban soundscapes are involved in urban development processes and that they communicate with local stakeholders.[87]

Furthermore, noise pollution should be considered within a broader range of environmental challenges through integrated policies, particularly for the combination of noise and air pollution. Many countries surveyed by the European Environment Agency report successful policies that provide co-benefits, including traffic calming measures, green vehicle fleets, energy-efficient buildings, tree and shrub plantings to create and link green corridors, and incorporating downcycled materials into engineered noise control solutions.[2]

To address the second shortcoming, there needs to be an extension of the scope of policymaking through a shift from only managing environmental sounds when they cause noise pollution to considering environmental sounds as opportunities for promoting healthy living environments for all age, gender and social groups. The Government of Wales aspires to preserve or cultivate positive soundscapes, defined as “where natural sounds such as flowing water, birdsong, the wind in the trees and human conversation are more prominent than background traffic noise”.[57]

For positive soundscapes to thrive, while keeping noise pollution within acceptable bounds, new approaches need to account for people’s perception rather than just their exposure; this will complement and augment the dB measure to characterize soundscapes. Although desirable for some contexts like urban parks or residential areas, simple silence or quiet cannot be the standard for assessing the quality of every urban space. We need our cities to be aurally diverse and inclusive, to support mixed uses; this is something silence alone cannot deliver.

“We need our cities to be aurally diverse and inclusive, to support mixed uses; this is something silence alone cannot deliver.”

The link between time spent in natural environments and general well-being is accepted by more people after their pandemic experiences.[97] The COVID-19 lockdowns brought new appreciation for urban green spaces of every kind.[98,99] Urban planners are looking to ‘build back better’ after the pandemic by including more green space, and some are particularly concerned that those green spaces, and their benefits, are delivered to often-ignored poorer neighbourhoods and those housing marginalized groups.[100,101] Policymakers, urban planners, community members and other stakeholders involved in creating more livable cities need to keep the sounds of the new and renewed spaces under consideration.

Lockdown soundscapes

When the SARS-CoV-2 virus spread at the end of 2019, governments around the world responded with measures to contain the infection rates.[88] The halt of most non-essential commercial and social activities, local commuting, and other travel led to less pollution, including noise.[89]

Many research groups and governmental agencies reported decreasing noise levels, particularly in urbanized areas.[90] In Paris, monitoring detected an average reduction of 7.6 dB for road traffic noise over the whole network with the first lockdown on 17 March 2020.[91] Air traffic noise in the Charles de Gaulle airport area also decreased significantly, with reductions reaching 20.4 dB.

In Madrid, the reduction of road traffic and the absence of people on the streets led to sound level reductions in the 4–6 dB range.[92] In a study conducted in London across 11 locations, comparing data from the peak of local lockdown measures, an average reduction of 5.4 dB was observed.[93] In San Francisco, the sudden drop in human noise meant people could hear more natural sounds, such as birdsong.[94] In Mumbai, noise levels were monitored at different locations during the Ganesh Chaturthi festival celebrations under COVID-19-related municipal restrictions in 2020. Compared with measurements in 2018 and 2019, noise level reductions ranged between 27.5 and 28.5 dB.[95] This general pandemic-related quieting could be detected at a global scale via seismologic investigations that reported substantial decreases in noise during lockdown.[96]

The long-term environmental implications of the COVID-19 crisis are still unclear and current global research should provide further insights. The unexpected silence from human sound sources triggered a debate among academic communities and the public on how modern cities could sound and whether we are doing enough to achieve positive soundscapes.

Although there is consensus that the limitations imposed by lockdown measures led to lower noise levels in many cities, the maximum observed reductions for traffic noise were still typically in the region of only 6–10 dB. While this would be perceptually noticeable in most situations, it is not always enough to bring noise pollution to safe levels according to WHO recommendations. For cities to improve their soundscape quality, different strategies for planning and infrastructural changes would develop healthier acoustic environments.

References

1. World Health Organization (2018). Environmental Noise Guidelines for the European Region. *Copenhagen: WHO Regional Office for Europe*. https://www.euro.who.int/en/health-topics/environment-and-health/noise/environmental-noise-guidelines-for-the-european-region
2. European Environment Agency (2020). Environmental noise in Europe — 2020. *Luxembourg: Publications Office of the European Union*. https://doi.org/10.2800/686249
3. Francis, C.D. and Barber, J.R. (2013). A framework for understanding noise impacts on wildlife: an urgent conservation priority. Frontiers in Ecology and the Environment 11(6). https://doi.org/10.1890/120183
4. Basner, M., Brink, M., Bristow, A., de Kluizenaar, Y., Finegold, L., Hong, J. *et al.* (2015). ICBEN review of research on the biological effects of noise 2011-2014 17(75), 57-82. https://doi.org/10.4103/1463-1741.153373
5. World Health Organization (2015). Hearing loss due to recreational exposure to loud sounds: A review. *Geneva: World Health Organization*. https://www.who.int/pbd/deafness/Hearing_loss_due_to_recreational_exposure_to_loud_sounds.pdf
6. Kjellberg, A. (1990). Subjective, behavioral and psychophysiological effects of noise. *Scandinavian Journal of Work, Environment and Health* 16(suppl 1), 29-38. https://doi.org/10.5271/sjweh.1825
7. Kang, J., Aletta, F., Gjestland, T.T., Brown, L.A., Botteldooren, D., Schulte-Fortkamp, B. *et al.* (2016). Ten questions on the soundscapes of the built environment. *Building and Environment* 108, 284-294. https://doi.org/10.1016/j.buildenv.2016.08.011
8. Brown, A.L. (2010). Soundscapes and environmental noise management. *Noise Control Engineering Journal* 58(5), 493-500. https://doi.org/10.3397/1.3484178
9. Yelmi, P. (2016). Protecting contemporary cultural soundscapes as intangible cultural heritage: sounds of Istanbul. *International Journal of Heritage Studies* 22(4), 302-311. http://dx.doi.org/10.1080/13527258.2016.1138237
10. International Organization for Standardization (2014). ISO 12913-1:2014 Acoustics — Soundscape — Part 1: Definition and conceptual framework. *Geneva: ISO.*
11. Sztubecka, M., Skiba, M., Mrówczý, M. and Mathias, M. (2020). Noise as a Factor of Green Areas Soundscape Creation. *Sustainability* 12(3), 999. https://doi.org/10.3390/su12030999
12. Kang, J., and Schulte-Fortkamp, B. (eds.). (2015). Soundscape and the Built Environment. *Boca Raton: CRC Press*.
13. Brown, A.L. (2012). A Review of Progress in Soundscapes and an Approach to Soundscape Planning. *International Journal of Acoustics and Vibration,* 17(2), 73-81. http://doi.org/10.20855/ijav.2012.17.2302
14. Halperin, D. (2014). Environmental noise and sleep disturbances: A threat to health? *Sleep Science*, 7(4), 209-212. http://doi.org/10.1016/j.slsci.2014.11.003
15. Münzel, T., Gori, T., Babisch, W. and Basner, M. (2014). Cardiovascular effects of environmental noise exposure. *European Heart Journal* 35(13), 829–836. https://doi.org/10.1093/eurheartj/ehu030
16. Münzel, R., Schmidt, F.P., Steven, S., Herzog, J., Daiber, A. and Sørensen, M. (2018). Environmental Noise and the Cardiovascular System. *Journal of the American College of Cardiology*, 71(6), 688-697. https://doi.org/10.1016/j.jacc.2017.12.015
17. Bai, L., Shin, S., Oiamo, T.H., Burnett, R.T., Weichenthal, S., Jerrett, M. *et al.* (2020). Exposure to Road Traffic Noise and Incidence of Acute Myocardial Infarction and Congestive Heart Failure: A Population-Based Cohort Study in Toronto, Canada. *Environmental Health Perspectives* 128(8). https://doi.org/10.1289/EHP5809
18. Shin, S., Bai, L., Oiamo, T.H., Burnett, R.T., Weichenthal, S., Jerrett, M. *et al.* (2020). Association Between Road Traffic Noise and Incidence of Diabetes Mellitus and Hypertension in Toronto, Canada: A Population-Based Cohort Study. *Journal of the American Heart Association*, 9(6). https://doi.org/10.1161/JAHA.119.013021

19. Oh, M., Shin, K., Kim, K. and Shin, J. (2019). Influence of noise exposure on cardiocerebrovascular disease in Korea. *Science of The Total Environment*, 651, Part 2, 1867-1876. https://doi.org/10.1016/j.scitotenv.2018.10.081

20. World Health Organization (1999). Guidelines for Community Noise. *Geneva: World Health Organization*.

21. Erfanian, M., Mitchell, A.J., Kang, J. and Aletta, F. (2019). The Psychophysiological Implications of Soundscape: A Systematic Review of Empirical Literature and a Research Agenda. *International Journal of Environmental Research and Public Health*, 16(19), 3533. https://doi.org/10.3390/ijerph16193533

22. Aletta, F., Oberman, T. and Kang, J. (2018). Associations between Positive Health-Related Effects and Soundscapes Perceptual Constructs: A Systematic Review. *International Journal of Environmental Research and Public Health* 15(11), 2392. https://doi.org/10.3390/ijerph15112392

23. Andringa, T.C., and Lanser, J.J.L. (2013). How pleasant sounds promote and annoying sounds impede health: A cognitive approach. *International Journal of Environmental Research and Public Health*, 10(4), 1439-1461. https://doi.org/10.3390/ijerph10041439

24. Buxton, R.T., Pearson, A.L., Allou, C., Fristrup, K. and Wittemyer, G. (2021). A synthesis of health benefits of natural sounds and their distribution in national parks. *Proceedings of the National Academy of Sciences*, 118(14). https://doi.org/10.1073/pnas.2013097118

25. Francis, C.D., Ortega, C.P. and Cruz, A. (2011). Noise Pollution Filters Bird Communities Based on Vocal Frequency. *PLoS ONE* 6(11): e27052. https://doi.org/10.1371/journal.pone.0027052

26. Halfwerk, W., Lohr, B. and Slabbekoorn, H. (2018). Impact of Man-Made Sound on Birds and Their Songs. In *Effects of Anthropogenic Noise on Animals*. Slabbekoorn, H., Dooling, R., Popper, A., Fay, R. (eds). *Springer Handbook of Auditory Research*, 66. Springer, New York, NY. https://doi.org/10.1007/978-1-4939-8574-6_8

27. Kunc, H.P. and Schmidt, R. (2019). The effects of anthropogenic noise on animals: a meta-analysis. *Biology Letters*, 15(11). http://doi.org/10.1098/rsbl.2019.0649

28. Fuller, R.A., Warren, P.H. and Gaston, K.J. (2007). Daytime noise predicts nocturnal singing in urban robins. *Biology Letters* 3(4), 368-370. http://doi.org/10.1098/rsbl.2007.0134

29. Dorado-Correa, A.M., Rodríguez-Rocha, M. and Brumm, H. (2016). Anthropogenic noise, but not artificial light levels predicts song behaviour in an equatorial bird. *Royal Society Open Science*, 3(7). http://doi.org/10.1098/rsos.160231

30. Potvin, D.A. (2017). Coping with a changing soundscape: avoidance, adjustments and adaptations. *Animal Cognition* 20(1), 9-18. https://doi.org/10.1007/s10071-016-0999-9

31. Brumm, H. and Zollinger, S.A. (2013). Chapter 7, 187-227: Avian Vocal Production in Noise. In *Animal communication and noise*. Brumm, H. (ed.). Berlin: Springer-Verlag. https://doi.org/10.1007/978-3-642-41494-7

32. Francis, C.D., Ortega, C.P. and Cruz, A. (2011). Noise Pollution Filters Bird Communities Based on Vocal Frequency. *PLoS ONE* 6(11), 305-313. https://doi.org/10.1371/journal.pone.0027052

33. Slabbekoorn, H. and den Boer-Visser, A. (2006). Cities change the songs of birds. *Current Biology* 16(23), 2326-2331. http://doi.org/10.1016/j.cub.2006.10.008

34. Hamao, S., Watanabe, M. and Mori, Y. (2011). Urban noise and male density affect songs in the great tit *Parus major*. *Ethology Ecology & Evolution*, 23(2), 111-119. http://doi.org/10.1080/03949370.2011.554881

35. Mockford, E.J. and Marshall, R.C. (2009). Effects of urban noise on song and response behaviour in great tits. *Proceedings of the Royal Society B: Biological Sciences* 276(1669), 2979-2985. http://doi.org/10.1098/rspb.2009.0586

36. Zollinger, S.A., Slater, P.J.B., Nemeth, E. and Brumm, H. (2017). Higher songs of city birds may not be an individual response to noise. *Proceedings of the Royal Society B: Biological Sciences*, 284(1860), 20170602. http://dx.doi.org/10.1098/rspb.2017.0602

37. Potvin, D.A., Curcio, M.T., Swaddle, J.P. and MacDougall-Shackleton, S.A. (2016). Experimental exposure to urban and pink noise affects brain development and song learning in zebra finches (*Taenopygia guttata*). *PeerJ – Life and Environment,* 4. https://doi.org/10.7717/peerj.2287

38. Moseley, D.L., Derryberry, G.E., Phillips, J.N., Danner, J.E., Danner, R.M., Luther, D.A. *et al*. (2018). Acoustic adaptation to city noise through vocal learning by a songbird. *Proceedings of the Royal Society B: Biological Sciences* 285(1888). http://doi.org/10.1098/rspb.2018.1356

39. Caorsi, V.Z., Both, C., Cechin, S., Antunes, R. and Borges-Martins, M. (2017). Effects of traffic noise on the calling behavior of two Neotropical hylid frogs. *PLoS one,* 12(8). https://doi.org/10.1371/journal.pone.0183342

40. Higham, V., Deal, N.D.S., Chan, Y.K., Chanin, C., Davine, E., Gibbings, G. *et al*. (2021). Traffic noise drives an immediate increase in call pitch in an urban frog. *Journal of Zoology* 313(4). https://doi.org/10.1111/jzo.12866

41. Lampe, U., Reinhold, K. and Schmoll, T. (2014). How grasshoppers respond to road noise: developmental plasticity and population differentiation in acoustic signalling. *Functional Ecology*, 28(3), 660–668. https://doi.org/10.1111/1365-2435.12215

42. Parris, K.M., Velik-Lord, M. and North, J.M.A. (2009). Frogs call at a higher pitch in traffic noise. *Ecology and Society* 14(1), 25. http://www.ecologyandsociety.org/vol14/iss1/art25/

43. Schwela, D. (2021). Environmental noise challenges and policies in low- and middle-income countries. *South Florida Journal of Health*, 2(1). https://doi.org/10.46981/sfjhv2n1-003

44. European Parliament and Council (2002). Directive 2002/49/EC relating to the assessment and management of environmental noise*. Brussels: Publications Office of the European Union.*

45. Egypt, Ministry of Environment (2021). The National Plan to Combat Noise and Reduce its Sources. *Egyptian Environmental Affairs Agency*. https://www.eeaa.gov.eg/ar-eg/ءاضوضلا/ءاوملا/ةيئيبتاعوضوم/ءاضوضلاةحفاكمقطخ.aspx (in Arabic). Accessed 21 September 2021.

46. Greater London Authority (2019). Central London Ultra Low Emission Zone – Four month report. *London: Greater London Authority.*

47. Transport for London (2021). Guide to ULEZ expansion. *Transport for London*. https://tfl.gov.uk/modes/driving/ultra-low-emission-zone/ulez-expansion. Accessed 21 September 2021.

48. Campello-Vicente, H., Peral-Orts, R., Campillo-Davo, N. and Velasco-Sanchez, E. (2017). The effect of electric vehicles on urban noise maps. *Applied Acoustics,* 116, 59-64. https://doi.org/10.1016/j.apacoust.2016.09.018

49. Misdariis, N. and Pardo, L.F. (2017). The sound of silence of electric vehicles – Issues and answers. *The 46th International Congress and Exposition on Noise Control Engineering (InterNoise)*. Hong-Kong, China, 27-30 August 2017. https://hal.archives-ouvertes.fr/hal-01708883

50. Neurauter, L., Roan, M., Song, M., Miller, M., Glenn, E. and Walters, J. (2020). Quiet car detectability: Impact of artificial noise on ability of pedestrians to safely detect approaching electric vehicles. *Virginia Tech*. http://hdl.handle.net/10919/97586

51. Brown, A.L., Lam, K.C. and van Kamp, I. (2015). Quantification of the exposure and effects of road traffic noise in a dense Asian city: a comparison with western cities. *Environmental Health*, 14(22). http://doi.org/10.1186/s12940-015-0009-8

52. Lam, K.C., Ma, W., Chan, P.K., Hui, W.C., Chung, K.L., Chung, Y.T. *et al*. (2013). Relationship between road traffic noisescape and urban form in Hong Kong. *Environmental Monitoring and Assessment* 185, 9683-9695. https:/doi.org/10.1007/s10661-013-3282-4

53. Cai, C., Mak, C.M. and He, X. (2019). Analysis of Urban Road Traffic Noise Exposure of Residential Buildings in Hong Kong Over the Past Decade. *Noise & Health* 21(101), 142-154. https://pubmed.ncbi.nlm.nih.gov/32719301/

54. Cheung, K.M.C., Wong, H.Y.C., Hung, W.C.T., Lau, K.K., Yim, Y.C.S. and Lee, Y.C.R. (2019). Development and application of specially designed windows and balconies for noise mitigation in Hong Kong. *Inter-Noise and Noise-Con Congress and Conference Proceedings, InterNoise19*. Madrid, Spain, September 2019. http://www.sea-acustica.es/fileadmin/INTERNOISE_2019/Fchrs/Proceedings/2101.pdf

55. China-Hong Kong, Environmental Protection Department (2020). *Environmental Noise*. https://www.epd.gov.hk/epd/noise_education/web/ENG_EPD_HTML/index/index.html Accessed 21 September 2021.

56. UN-Habitat (2020). City-wide Public Space Assessment Toolkit - A guide to community-led digital inventory and assessment of public spaces. *Nairobi: United Nations Human Settlements Programme.*

57. Wales, Ministry of Environment (2018). Noise and Soundscape Action Plan 2018-2023. *Cardiff: Ministry of Environment*. https://gov.wales/sites/default/files/publications/2019-04/noise-and-soundscape-action-plan.pdf

58. Payne, S.R. and Bruce, N. (2019). Exploring the Relationship between Urban Quiet Areas and Perceived Restorative Benefits. *International Journal of Environmental Research and Public Health,* 16(9), 1611. https://doi.org/10.3390/ijerph16091611

59. Cerwén, G. (2019). Listening to Japanese Gardens: An Autoethnographic Study on the Soundscape Action Design Tool*. International Journal of Environmental Research and Public Health* 16(23), 4648. https://doi.org/10.3390/ijerph16234648

60. European Environment Agency (2014). Good practice guide on quiet areas*. Luxembourg: Publications Office of the European Union.* https://doi.org/10.2800/12611

61. European Environment Agency (2016). Quiet Areas in Europe - The environment unaffected by noise pollution. *Luxembourg: Publications Office of the European Union*. https://doi.org/10.2800/7586

62. Kliuchko, M., Heinonen-Guzejev, M., Vuust, P., Tervaniemi, M. and Brattico, E. (2016). A window into the brain mechanisms associated with noise sensitivity. *Scientific Reports*, 6, 39236. https://doi.org/10.1038/srep39236

63. Baliatsas, C., van Kamp, I., Swart, W., Hooiveld, M. and Yzermans, J. (2016). Noise sensitivity: symptoms, health status, illness behavior and co-occurring environmental sensitivities. *Environmental Research*, 150, 8-13. https://doi.org/10.1016/j.envres.2016.05.029

64. Basner, M., Babisch, W., Davis, A., Brink, M., Clark, C., Janssen, S. *et al.* (2014). Auditory and non-auditory effects of noise on health. *The Lancet*, 383(9925), 1325-1332. https://doi.org/10.1016/s0140-6736(13)61613-x

65. Stansfeld, S. and Clark, C. (2015). Health Effects of Noise Exposure in Children. *Current Environmental Health Report*, 2, 171-178. https://doi.org/10.1007/S40572-015-0044-1

66. Van Kamp, I. and Davies, H. (2013). Noise and health in vulnerable groups: A review. *Noise & Health*, 15(64), 153-159. https://doi.org/10.4103/1463-1741.112361

67. Eriksson, C., Bluhm, G., Hilding, A., Östenson, C.G. and Pershagen, G. (2010). Aircraft noise and incidence of hypertension – Gender specific effects. *Environmental research*, 110(8), 764-772. https://doi.org/10.1016/j.envres.2010.09.001

68. Orban, E., McDonald, K., Sutcliffe, R., Hoffmann, B., Fuks, K.B., Dragano, N. *et al.* (2016). Residential road traffic noise and high depressive symptoms after five years of follow-up: Results from the Heinz Nixdorf recall study. *Environmental health perspectives*, 124(5), 578-585. https://doi.org/10.1289/ehp.1409400

69. Dreger, S., Schüle, S.A., Hilz, L.K. and Bolte, G. (2019). Social inequalities in environmental noise exposure: A review of evidence in the WHO European Region. *International Journal of Environmental Research and Public Health*, 16(6), 1011. https://doi.org/10.3390/ijerph16061011

70. Dale, L.M., Goudreau, S., Perron, S., Ragettli, M.S., Hatzopoulou, M. and Smargiassi, A. (2015). Socioeconomic status and environmental noise exposure in Montreal, Canada. *BMC Public Health*, 15(1), 1-8. https://doi.org/10.1186/s12889-015-1571-2

71. Taylor, D.E. (2014). Toxic Communities: Environmental Racism, Industrial Pollution, and Residential Mobility. *NYU Press*. https://www.jstor.org/stable/24889758

72. Hajat, A., Hsia, C. and O'Neill, M.S. (2015). Socioeconomic disparities and air pollution exposure: a global review. *Current Environmental Health Reports*, 2(4), 440-450. https://doi.org/10.1007/s40572-015-0069-5

73. Casey, J.A., Morello-Frosch, R., Mennitt, D.J., Fristrup, K., Ogburn, E.L. and James, P. (2017). Race/ethnicity, socioeconomic status, residential segregation, and spatial variation in noise exposure in the contiguous United States. *Environmental Health Perspectives*, 125(7), 077017. https://doi.org/10.1289/EHP898

74. Choi, E., Bhandari, T.R. and Shrestha, N. (2020). Social inequality, noise pollution, and quality of life of slum dwellers in Pokhara, Nepal. *Archives of Environmental & Occupational Health*, 1-12. https://doi.org/10.1080/19338244.2020.1860880

75. Hoffimann, E., Barros, H. and Ribeiro, A.I. (2017). Socioeconomic inequalities in green space quality and accessibility – Evidence from a Southern European city. *International Journal of Environmental Research and Public Health*, 14(8), 916. https://doi.org/10.3390/ijerph14080916

76. Kohlhuber, M., Mielck, A., Weiland, S.K. and Bolte, G. (2006). Social inequality in perceived environmental exposures in relation to housing conditions in Germany. *Environmental Research*, 101(2), 246-255. https://doi.org/10.1016/j.envres.2005.09.008

77. Lam, K.C. and Chan, P.K. (2008). Socio-economic status and inequalities in exposure to transportation noise in Hong Kong. *Open Environmental Sciences Journal*, 2(1), 107-113. http://doi.org/10.2174/1876325100802010107

78. Nega, T.H., Chihara, L., Smith, K. and Jayaraman, M. (2013). Traffic noise and inequality in the twin cities, Minnesota. *Human and Ecological Risk Assessment: An International Journal*, 19(3), 601-619. https://doi.org/10.1080/10807039.2012.691409

79. Verbeek, T. (2019). Unequal residential exposure to air pollution and noise: A geospatial environmental justice analysis for Ghent, Belgium. *SSM-Population Health*, 7, 100340. https://doi.org/10.1016/j.ssmph.2018.100340

80. World Health Organization (2016). Urban green spaces and health. *Copenhagen: WHO Regional Office for Europe*. https://www.euro.who.int/en/health-topics/environment-and-health/urban-health/publications/2016/urban-green-spaces-and-health-a-review-of-evidence-2016

81. Casey, J.A, James, P., Cushing, L., Jesdale, B.M. and Morello-Frosch, R. (2017). Race, Ethnicity, Income Concentration and 10-Year Change in Urban Greenness in the United States. *International Journal of Environmental Research and Public Health* 14(12), 1546. https://doi.org/10.3390/ijerph14121546

82. De Vries, S., Buijs, A.E. and Snep, R.P. (2020). Environmental Justice in The Netherlands: Presence and Quality of Greenspace Differ by Socioeconomic Status of Neighbourhoods. *Sustainability* 12(15), 5889. https://doi.org/10.3390/su12155889

83. Mitchell, R.J., Richardson, E.A., Shortt, N.K. and Pearce, J.R. (2015). Neighborhood Environments and Socioeconomic Inequalities in Mental Well-Being. *American Journal of Preventive Medicine* 49(1), 80-84. https://doi.org/10.1016/j.amepre.2015.01.017

84. Wolch, J.R., Byrne, J. and Newell, J.P. (2014). Urban green space, public health, and environmental justice: The challenge of making cities 'just green enough'. *Landscape and Urban Planning,* 125, 234-244. https://doi.org/10.1016/j.landurbplan.2014.01.017

85. Bild, E., Coler, M., Pfeffer, K., and Bertolini, L. (2016). Considering sound in planning and designing public spaces: A review of theory and applications and a proposed framework for integrating research and practice. *Journal of Planning Literature,* 31(4), 419-439. http://doi.org/10.1177/0885412216662001

86. Lam, K.C., Ma, W., Chan, P.K., Hui, W.C., Chung, K.L., Chung, Y.T. *et al*. (2013). Relationship between road traffic noisescape and urban form in Hong Kong. *Environmental Monitoring and Assessment,* 185(12), 9683-9695. https://doi.org/10.1007/s10661-013-3282-4

87. Van Renterghem, T., Dekoninck, L. and Botteldooren, D. (2020). Multi-stage sound planning methodology for urban redevelopment. *Sustainable Cities and Society,* 62, 102362. https://doi.org/10.1016/j.scs.2020.102362

88. Brown, A.L. and Horton, R. (2020). A planetary health perspective on COVID-19: a call for papers. *The Lancet,* 395(10230). http://doi.org/10.1016/S0140-6736(20)30742-X

89. Dutheil, F., Baker, J.S. and Navel, V. (2020). COVID-19 as a factor influencing air pollution? *Environmental pollution*, 263. http://doi.org/10.1016/j.envpol.2020.114466

90. Asensio, C., Aumond, P., Can, A., Gascó, L., Lercher, P., Wunderli, J.M. *et al*. (2020). A Taxonomy Proposal for the Assessment of the Changes in Soundscape Resulting from the COVID-19 Lockdown. *International Journal of Environmental Research and Public Health,* 17(12), 4205. https://doi.org/10.3390/ijerph17124205

91. Bruitparif (2020). *Les effets du confinement sur l'environnement sonore au sein de la zone dense francilienne*. 11 mai 2020. https://www.bruitparif.fr/bruitparif/

92. Asensio, C., Pavón, I. and de Arcas, G. (2020). Changes in noise levels in the city of Madrid during COVID-19 lockdown in 2020. *Journal of the Acoustical Society of America,* 148(3), 1748-1755. https://doi.org/10.1121/10.0002008

93. Aletta, F., Oberman, T., Mitchell, A., Tong, H., and Kang, J. (2020). Assessing the changing urban sound environment during the COVID-19 lockdown period using short-term acoustic measurements. *Noise Mapping* 7(1), 123-134. https://doi.org/10.1515/noise-2020-0011

94. Derryberry, E.P., Phillips, J.N., Derryberry, G.E., Blum, M.J., and Luther, D. (2020). Singing in a silent spring: Birds respond to a half-century soundscape reversion during the COVID-19 shutdown. *Science,* 370(6516), 575-579. https://doi.org/10.1126/science.abd5777

95. Kalawapudi, K., Singh, T., Vijay, R., Goyal, N. and Kumar, R. (2020). Effects of COVID-19 pandemic on festival celebrations and noise pollution levels. *Noise Mapping* 8, 89-93. https://doi.org/10.1515/noise-2021-0006

96. Lecocq, T., Hicks, S.P., Van Noten, K., Van Wijk, K., Koelemeijer, P., De Plaen *et al*. (2020). Global quieting of high-frequency seismic noise due to COVID-19 pandemic lockdown measures. *Science*, 369(6509), 1338-1343. https://doi.org/10.1126/science.abd2438

97. Frumkin, H. (2021). COVID-19, the Built Environment, and Health. *Environmental Health Perspectives*, 129(7), 075001. https://doi.org/10.1289/EHP8888

98. Berdejo Espinola, V., Suárez Castro, A.F., Amano, T., Fielding, K.S., Oh, R.R.Y., and Fuller, R.A. (2021). Urban green space use during a time of stress: A case study during the COVID-19 pandemic in Brisbane, Australia. *People and Nature*. https://doi.org/10.1002/pan3.10218

99. Ugolini, F., Massetti, L., Calaza-Martínez, P., Cariñanos, P., Dobbs, C., Ostoić, S.K. *et al*. (2020). Effects of the COVID-19 pandemic on the use and perceptions of urban green space: An international exploratory study. *Urban Forestry & Urban Greening*, 56, 126888. https://doi.org/10.1016/j.ufug.2020.126888

100. Geary, R.S., Wheeler, B., Lovell, R., Jepson, R., Hunter, R., and Rodgers, S. (2021). A call to action: Improving urban green spaces to reduce health inequalities exacerbated by COVID-19. *Preventive Medicine*, 145, 106425. https://doi.org/10.1016/j.ypmed.2021.106425

101. Mell, I. and Whitten, M. (2021). Access to nature in a post Covid-19 world: Opportunities for green infrastructure financing, distribution and equitability in urban planning. *International Journal of Environmental Research and Public Health*, 18(4), 1527. https://doi.org/10.3390/ijerph18041527

Graphic references

Noise measurement

Encyclopedia Britannica. (2021). The decibel scale. https://www.britannica.com/science/sound-physics/The-decibel-scale Accessed 30 December 2021

Hearing Health Foundation. (2021). What are safe decibels? https://hearinghealthfoundation.org/keeplistening/decibels Accessed 31 August 2021.

Münzel, T., Sørensen, M., Gori, T., Schmidt, F.P., Rao, X., Brook, J. *et al.* (2017). Environmental stressors and cardio-metabolic disease: part I-epidemiologic evidence supporting a role for noise and air pollution and effects of mitigation strategies. European Heart Journal 38(8), 550-556. https://doi.org/10.1093/eurheartj/ehw269

Sound check: How noisy are cities?

AFRICA

Abuja, Nigeria - Algiers, Algeria - Cape Coast Metropolis, Ghana - Ibadan, Nigeria - Morogoro, Tanzania - Nairobi, Kenya

Schwela, D. (2021). Environmental noise challenges and policies in low-and middle-income countries. *South Florida Journal of Health* 2(1), 26-45. https://doi.org/10.46981/sfjhv2n1-003

Cairo, Egypt

Abas, S. and Tamura, A. (2003). Analysis of road traffic noise level and control in Greater Cairo, Egypt. *Acoustical Science and Technology* 24(6), 358-364. https://doi.org/10.1250/ast.24.358

NORTH AMERICA

Atlanta, USA, Los Angeles, USA

Lee, E. Y., Jerrett, M., Ross, Z., Coogan, P. F. and Seto, E. Y. (2014). Assessment of traffic-related noise in three cities in the United States. *Environmental Research* 132, 182-189. https://doi.org/10.1016/j.envres.2014.03.005

Montreal, Canada

Ragettli, M. S., Goudreau, S., Plante, C., Fournier, M., Hatzopoulou, M., Perron, S. *et al.* (2016). Statistical modeling of the spatial variability of environmental noise levels in Montreal, Canada, using noise measurements and land use characteristics. *Journal of Exposure Science & Environmental Epidemiology* 26(6), 597-605. https://doi.org/10.1038/jes.2015.82

New York, USA

McAlexander, T.P., Gershon, R.R. and Neitzel, R.L. (2015). Street-level noise in an urban setting: assessment and contribution to personal exposure. *Environmental Health* 14(1), 1-10. https://doi.org/10.1186/s12940-015-0006-y

San Diego, USA

San Diego County Government (2015). Noise Element. City of San Diego General Plan, 29 June. https://www.sandiego.gov/planning/programs/genplan. Accessed 7 July 2021

Toronto, Canada

Drudge, C., Johnson, J., MacIntyre, E., Li, Y., Copes, R., Ing, S. *et al.* (2018). Exploring night-time road traffic noise: A comprehensive predictive surface for Toronto, Canada. *Journal of Occupational and Environmental Hygiene* 15(5), 389-398. https://doi.org/10.1080/15459624.2018.1442006

LATIN AMERICA

Bogota, Colombia - Puerto Vallarta, Mexico

Schwela, D. (2021). Environmental noise challenges and policies in low-and middle-income countries. *South Florida Journal of Health* 2(1), 26-45. https://doi.org/10.46981/sfjhv2n1-003

Santiago, Chile

Suárez, E. and Barros, J.L. (2014). Traffic noise mapping of the city of Santiago de Chile. *Science of the Total Environment* 466, 539-546. https://doi.org/10.1016/j.scitotenv.2013.07.013

Talca, Chile

Calquín, F., Ponce-Donoso, M., Vallejos-Barra, Ó. and Plaza, E. (2019). Influence of urban trees on noise levels in a central Chilean city. *Revista de la Facultad de Ciencias Agrarias UNCuyo* 51(1), 41-53. https://revistas.uncu.edu.ar/ojs3/index.php/RFCA/article/view/2336/1709

EUROPE

Barcelona, Spain

Lagonigro, R., Martori, J. C. and Apparicio, P. (2018). Environmental noise inequity in the city of Barcelona. *Transportation Research Part D: Transport and Environment* 63, 309-319. https://doi.org/10.1016/j.trd.2018.06.007

Belgrade, Serbia

Paunović, K., Belojević, G. and Jakovljević, B. (2014). Noise annoyance is related to the presence of urban public transport. *Science of the Total Environment* 481, 479-487. https://doi.org/10.1016/j.scitotenv.2014.02.092

London, United Kingdom

Smith, R.B., Beevers, S.D., Gulliver, J., Dajnak, D., Fecht, D., Blangiardo, M. *et al.* (2020). Impacts of air pollution and noise on risk of preterm birth and stillbirth in London. *Environment International* 134, 105290. https://doi.org/10.1016/j.envint.2019.105290

Lyon, France

Pierrette, M., Marquis-Favre, C., Morel, J., Rioux, L., Vallet, M., Viollon, S. *et al.* (2012). Noise annoyance from industrial and road traffic combined noises: A survey and a total annoyance model comparison. *Journal of Environmental Psychology* 32(2), 178-186. https://doi.org/10.1016/j.jenvp.2012.01.006

Madrid, Spain

Linares, C., Culqui, D., Carmona, R., Ortiz, C. and Díaz, J. (2017). Short-term association between environmental factors and hospital admissions due to dementia in Madrid. *Environmental Research* 152, 214-220. https://doi.org/10.1016/j.envres.2016.10.020

Nis, Serbia

Prascevic, M.R., Mihajlov, D.I. and Cvetkovic, D.S. (2014). Measurement and evaluation of the environmental noise levels in the urban areas of the city of Nis (Serbia). *Environmental Monitoring and Assessment* 186(2), 1157-1165. https://doi.org/10.1007/s10661-013-3446-2

Paris, France

Méline, J., Van Hulst, A., Thomas, F., Karusisi, N. and Chaix, B. (2013). Transportation noise and annoyance related to road traffic in the French RECORD study. *International Journal of Health Geographics* 12(1), 1-13. https://doi.org/10.1186/1476-072X-12-44

Rome, Italy

Ancona, C., Badaloni, C., Mattei, F., Cesaroni, G., Stafoggia, M. and Forastiere, F. (2017). 2053-Health impact assessment of air pollution, noise, and lack of green in Rome. *Journal of Transport & Health* 5, S42-S43. https://doi.org/10.1016/j.jth.2017.05.331

Stockholm, Sweden

Edqvist, M. and Wärnsby, M. (2014). Environmental Noise in Urban Areas - Moving towards Greater Acceptance?. *Noise & Vibration Worldwide*, 45(2). https://doi.org/10.1260%2F0957-4565.45.2.25

Tirana, Albania

Laze, K. (2017). Findings from measurements of noise levels in indoor and outdoor environments in an expanding urban area: a case of Tirana. *Noise Mapping* 4(1), 45-56. https://doi.org/10.1515/noise-2017-0003

Tokat, Turkey

Ozer, S., Yilmaz, H., Yeşil, M. and Yeşil, P. (2009). Evaluation of noise pollution caused by vehicles in the city of Tokat, Turkey. *Scientific Research and Essays* 4(11), 1205-1212. https://academicjournals.org/journal/SRE/article-abstract/5C0659218851

WEST ASIA

Ahvaz, Iran

Mohammadi, M. J., Charkhloo, E., Geravandi, S., Takdastan, A., Rahimi, S., Yari, A. R. *et al.* (2017). Road traffic noise in urban environments in Ahvaz city, Iran. *Fresenius Environmental Bulletin* 26(4), 2746-2751. https://core.ac.uk/download/pdf/211573334.pdf

Amman, Jordan

Jamrah, A., Al-Omari, A. and Sharabi, R. (2006). Evaluation of traffic noise pollution in Amman, Jordan. *Environmental Monitoring and Assessment* 120(1), 499-525. https://doi.org/10.1007/s10661-005-9077-5

Beirut, Lebanon - Damascus, Syria - Tabriz, Iran

Schwela, D. (2021). Environmental noise challenges and policies in low-and middle-income countries. *South Florida Journal of Health* 2(1), 26-45. https://doi.org/10.46981/sfjhv2n1-003

Erbil, Iraq

Saber, S. (2014). Environmental noise with solutions: A case study. *International Journal of Advanced and Applied Sciences* 1(2), 6-14. http://www.science-gate.com/IJAAS/V1I2.html

Hebron

Salhab, Z. and Amro, H. (2012). Evaluation Of Vehicular Noise Pollution In The City Of Hebron, Palestine. *International Journal of Modern Engineering Research* 2(6), 4307-4310. https://www.semanticscholar.org/paper/Evaluation-Of-Vehicular-Noise-Pollution-In-The-City-Salhab-Amro/1b657b61eeee5caffeab7b7a98f8fbe5b9c750f6

Irbid, Jordan

Odat, S.A. (2015). Noise Pollution in Irbid City-Jordan. *Fluctuation and Noise Letters* 14(04), 1550037. https://doi.org/10.1142/S0219477515500376

SOUTH ASIA

Asansol, India - Kathmandu, Nepal - Moradabad, India

Schwela, D. (2021). Environmental noise challenges and policies in low-and middle-income countries. *South Florida Journal of Health* 2(1), 26-45. https://doi.org/10.46981/sfjhv2n1-003

Colombo, Sri Lanka

Nagodawithana, N. S., Pathmeswaran, A., Pannila, A. S., Wickramasinghe, A. R. and Sathiakumar, N. (2016). Environmental pollution by traffic noise in the city of Colombo, Sri Lanka. *Asian Journal of Water, Environment and Pollution* 13(3), 67-72. https://doi.org/10.3233/AJW-160028

Delhi, India

Akhtar, N., Ahmad, K. and Gangopadhyay, S. (2012). Road traffic noise mapping and a case study for Delhi region. *International Journal of Applied Engineering and Technology* 2(4), 39-45. https://www.cibtech.org/J-ENGINEERING-TECHNOLOGY/PUBLICATIONS/2012/Vol_2_No_4/06-015...Nasim...Road...Region...39-45.pdf

Dhaka, Bangladesh

Riyad, R.H., Amin, A. and Mazumder, M. (2020). A Study of Noise Pollution by Traffic during Peak and Off Peak Hour in Dhaka City. *Journal of Innovations in Civil Engineering and Technology*, 2(2), 43-53. https://dergipark.org.tr/en/pub/jiciviltech/issue/58477/787543

Faisalbad, Pakistan - Islamabad, Pakistan - Karachi, Pakistan

Rahman Farooqi, Z. U., Nasir, M. S., Nasir, A., Zeeshan, N., Ayub, I., Rashid, H. *et al.* (2017). Evaluation and analysis of traffic noise in different zones of Faisalabad–an industrial city of Pakistan. *Geology, Ecology, and Landscapes* 1(4), 232-240. https://doi.org/10.1080/24749508.2017.1389454

Jaipur, India

Agarwal, S. and Swami, B. L. (2010). Status of ambient noise levels in Jaipur City. *Environment Conservation Journal* 11(1-2), 105-108. https://environcj.in/wp-content/uploads/issues/2010/12/105-108.pdf

Kolkata, India

Buragohain, D. (2020). A report on noise level status in different areas of South Kolkata, India. *International Research Journal of Modernization in Engineering Technology and Science* 2(3), 395-398. https://www.irjmets.com/uploadedfiles/paper/volume2/issue_3_march_2020/249/1628082963.pdf

Rajshahi, Bangladesh

Bari, M.N., Biswas, A. and Baki, A.A. (2018). *Conference*: *Determination of Noise Level of Different Places of Rajshahi City*. Khulna, 9-11 February 2018. Khulna University of Engineering & Technology, Bangladesh

Tangail, Bangladesh

Hoque, M. M. M., Basak, L. K., Rokanuzzaman, M. and Roy, S. (2013). Level of noise pollution at different locations in Tangail municipal area, Bangladesh. *Bangladesh Journal of Scientific Research* 26(1-2), 29-36. https://doi.org/10.3329/bjsr.v26i1-2.20228

EAST ASIA, SOUTH EAST ASIA AND THE PACIFIC

Auckland, New Zealand

Auckland Council (2016). Noise and vibration, 8 July. https://unitaryplan.aucklandcouncil.govt.nz/HTMLSept/Part%203/Chapter%20H/6%20General/Chapter%20H%20-%206.2%20Noise%20and%20vibration.htm. Accessed 7 July 2021

Bangkok, Thailand - Kota Bharu, Malaysia - Kuala Lumpur, Malaysia

Schwela, D. (2021). Environmental noise challenges and policies in low-and middle-income countries. *South Florida Journal of Health* 2(1), 26-45. https://doi.org/10.46981/sfjhv2n1-003

Hong Kong, China

To, W. M., Mak, C. M. and Chung, W. L. (2015). Are the noise levels acceptable in a built environment like Hong Kong? *Noise & Health* 17(79), 429. https://doi.org/10.4103/1463-1741.169739

Hanoi, Viet Nam - Ho Chi Minh City, Viet Nam

Nguyen, T.L., Nguyen, H.Q., Yano, T., Nishimura, T., Sato, T. Morihara, T. et al. (2012). Comparison of models to predict annoyance from combined noise in Ho Chi Minh City and Hanoi. *Applied Acoustics* 73(9), 952-959. https://doi.org/10.1016/j.apacoust.2012.04.005

Hue, Viet Nam

Nguyen, M. K. (2014). Community response to road traffic noise in Hue City, Vietnam. *Environment and Natural Resources J* 12(2), 24-28. https://ssrn.com/abstract=3237251

Jakarta, Indonesia

Prasetyo, S., Kusnoputranto, H., Alikodra, H. and Koestoer, R. (2016). Model of noise propagation in urban area: A case study in Jakarta. *OIDA International Journal of Sustainable Development* 9(02), 45-50. https://ssrn.com/abstract=2739810

Manila, The Philippines

Dulay, L.E.R., Galvan, M.D.K.P., Puyaoan, R.J.M., Sison, A.A.Y., Natanauan, N.S. and Hernandez, P.M.R. (2018). Occupational noise exposure of traffic enforcers in selected streets in the city of Manila. *Acta Medica Philippina* 52(3). https://doi.org/10.47895/amp.v52i3.406

Melbourne, Australia

Hanigan, I. C., Chaston, T. B., Hinze, B., Dennekamp, M., Jalaludin, B., Kinfu, Y. *et al.* (2019). A statistical downscaling approach for generating high spatial resolution health risk maps: a case study of road noise and ischemic heart disease mortality in Melbourne, Australia. *International Journal of Health Geographics* 18(1), 1-10. https://doi.org/10.1186/s12942-019-0184-x

Soundscape management: From noise mitigation to desirable soundscape

Sight and sound

Ratcliffe, E. (2021). Sound and soundscape in restorative natural environments. *Frontiers in Psychology* 12:570563. https://doi.org/10.3389/fpsyg.2021.570563

Green solutions

Van Renterghem, T. (2019). Towards explaining the positive effect of vegetation on the perception of environmental noise. *Urban Forestry & Urban Greening* 40. https://doi.org/10.1016/j.ufug.2018.03.007

Soundscape

Brown, L. A. (2012). A Review of Progress in Soundscapes and an Approach to Soundscape Planning. *International Journal of Acoustics and Vibration* 17(2), 73-81. https://doi.org/10.20855/ijav.2012.17.2302

Epstein, M.J. (2019). Healing the urban soundscape: reflections and reverberations. *Cities & Health* 5, 74-81. https://doi.org/10.1080/23748834.2019.1676628

Kang, J., Aletta, F., Gjestland, T.T., Brown, L.A., Botteldooren, D., Schulte-Fortkamp, B., Lercher, P. et al. (2016). Ten questions on the soundscapes of the built environment. *Building and Environment* 108, 284-294. https://doi.org/10.1016/j.buildenv.2016.08.011

Sztubecka, M., Skiba, M., Mrówczy´, M. and Mathias, M. (2020). Noise as a Factor of Green Areas Soundscape Creation. *Sustainability* 12, 999. https://doi.org/10.3390/su12030999

Tree belts

Van Renterghem, T. (2014). Guidelines for optimizing road traffic noise shielding by non-deep tree belts. *Ecological Engineering* 69, 276-286. http://dx.doi.org/10.1016/j.ecoleng.2014.04.029

Green roofs

Nilsson, M., Klæboe, R., Bengtsson, J., Forssén, J., Hornikx, M., Van der Aa, B., Rådsten-Ekman, M. *et al.* (2013). Novel solutions for quieter and greener cities. Report of the research project "HOlistic and Sustainable Abatement of Noise by optimized combinations of Natural and Artificial means" (HOSANNA). Chalmers University of Technology. https://research.chalmers.se/en/publication/208780

Electric vehicles

Campello-Vicente, H., Peral-Orts, R., Campillo-Davo, N. and Velasco-Sanchez, E., (2017). The effect of electric vehicles on urban noise maps. *Applied Acoustics*, 116. http://dx.doi.org/10.1016/j.apacoust.2016.09.018

Cesbron, J., Bianchetti, S., Pallas, M-A., Le Bellec, A., Gary, V. and Klein, P. (2021). Road surface influence on electric vehicle noise emission at urban speed. *Noise Mapping* 8(1), 217-227. https://doi.org/10.1515/noise-2021-0017

Pathway intervention

Brown, A.L. and van Kamp, I. (2017). WHO Environmental Noise Guidelines for the European Region: A Systematic Review of Transport Noise Interventions and Their Impacts on Health. *International Journal of Environmental Research and Public Health* 14, 873. https://doi.org/10.3390/ijerph14080873

Mitigation at source

Nilsson, M., Klæboe, R., Bengtsson, J., Forssén, J., Hornikx, M., Van der Aa, B., Rådsten-Ekman, M. *et al.* (2013). Novel solutions for quieter and greener cities. Report of the research project "HOlistic and Sustainable Abatement of Noise by optimized combinations of Natural and Artificial means" (HOSANNA). Chalmers University of Technology. https://research.chalmers.se/en/publication/208780

Noise barriers

European Environment Agency (2020). Environmental noise in Europe — 2020. *Luxembourg: Publications Office of the European Union*. https://doi.org/10.2800/686249

Vegetated noise barriers

Nilsson, M., Klæboe, R., Bengtsson, J., Forssén, J., Hornikx, M., Van der Aa, B., Rådsten-Ekman, M. *et al.* (2013). Novel solutions for quieter and greener cities. Report of the research project "HOlistic and Sustainable Abatement of Noise by optimized combinations of Natural and Artificial means" (HOSANNA). Chalmers University of Technology. https://research.chalmers.se/en/publication/208780

Van Renterghem, T., Forssén, J., Attenborough, K., Jean, P., Defrance, J., Hornikx, M. and Kang, J. (2015). Using natural means to reduce surface transport noise during propagation outdoors. *Applied Acoustics*, 92. http://dx.doi.org/10.1016/j.apacoust.2015.01.004

Ecosystem services

Bratman, G.N., Hamilton, J.P. and Daily, G.C. (2012). The impacts of nature experience on human cognitive function and mental health. *Annals of the New York Academy of Sciences* 1249(1), 118-136. http://doi.org/10.1111/j.1749-6632.2011.06400.x

Francis, C.D., Newman, P., Taff, B.D., White, C., Monz, C.A., Levenhagen, M. *et al.* (2017). Acoustic environments matter: Synergistic benefits to humans and ecological communities. *Journal of Environmental Management* 203, 245-254. http://doi.org/10.1016/j.jenvman.2017.07.041

Ratcliffe, E. (2021). Sound and soundscape in restorative natural environments. *Frontiers in Psychology* 12:570563. https://doi.org/10.3389/fpsyg.2021.570563

Veisten, K., Smyrnova, Y., Klæboe, R., Hornikx, M., Mosslemi, M. and Kang, J. (2012). Valuation of Green Walls and Green Roofs as Soundscape Measures: Including Monetised Amenity Values Together with Noise-attenuation Values in a Cost-benefit Analysis of a Green Wall Affecting Courtyards. *International Journal of Environmental Research and Public Health* 9, 3770-3788. https://doi.org/10.3390/ijerph9113770

Green space

Alvarsson, J.J., Wiens, S. and Nilsson, M.E. (2010). Stress recovery during exposure to nature sound and environmental noise. *International Journal of Environment & Public Health* 7, 1036–1046. https://doi.org/10.3390/ijerph7031036

Van Renterghem, T. (2019). Towards explaining the positive effect of vegetation on the perception of environmental noise. *Urban Forestry & Urban Greening* 40. https://doi.org/10.1016/j.ufug.2018.03.007

Quiet space

Cerwén, G. (2019). Listening to Japanese Gardens: An Autoethnographic Study on the Soundscape Action Design Tool. *International Journal of Environmental Research and Public Health* 16(23), 4648; https://doi.org/10.3390/ijerph16234648

Matsinos, G.Y., Tsaligopoulos, A. and Economou, C. (2017). Identifying the Quiet Areas of a Small Urban Setting: The Case of Mytilene. *Global NEST Journal* 19, 674–681. https://doi.org/10.30955/gnj.001817

Place-making

Yelmi, P. (2016). Protecting contemporary cultural soundscapes as intangible cultural heritage: sounds of Istanbul. *International Journal of Heritage Studies* 22(4), 302-311. http://dx.doi.org/10.1080/13527258.2016.1138237

Wildfires under climate change

A burning issue

Authors

Andrew Dowdy, University of Melbourne, Melbourne, Australia
Luke Purcell, AFAC National Resource Sharing Centre, Melbourne, Australia
Sarah Boulter, Griffith University, Brisbane, Australia
Livia Carvalho Moura, Institute for Society, Population and Nature, Brasilia, Brazil

Reviewers

Cristina Del Rocio Montiel-Molina, Department of Geography, Complutense University of Madrid, Madrid, Spain
Juan Pablo Argañaraz, Gulich Institute (CONAE-UNC), CONICET, Córdoba, Argentina
Matthew P. Thompson, Rocky Mountain Research Station, U.S. Forest Service, Colorado, USA
Sheldon Strydom, Department of Geography and Environmental Sciences, School of Geo and Spatial Science, North-West University, Mafikeng, South Africa

1. Waves of extreme wildfires



On 11 July 2012, more than 25,000 hectares of boreal forests were burning across central and eastern Siberia, Russia. Uncontrolled wildfires were alight from Yugra in the west to Sakhalin in the east. This satellite image shows fires raging near the Aldan River in Yakutia on 10 July 2012.

Source: NASA Earth Observatory

Recent years have seen devastating wildfires in many regions of the world, following heatwaves and droughts. Much news coverage focuses on Northern hemisphere wildfires destroying towns, such as during the extraordinary 2020 fire season in the western United States.[1] The extensive 2021 evacuations from the Greek island of Euboea brought haunting images of what researchers suggest will become more frequent events in Mediterranean countries.[2]

Catastrophic wildfires rage in the global South as well. In 2019/2020, Australia experienced the unprecedented Black Summer fires, with news stories and shocking images broadcast internationally.[3] Despite being a country shaped by fire in many ways, the sheer scale and intensity of the Black Summer fires brought into focus how global warming is adding to wildfire risk.[4-7] The fires burned over 24 million hectares, thousands of homes were destroyed and 33 people lost their lives.[3] The 2019-2020 massive fires destroyed critical habitats for hundreds of species, including those already threatened with extinction.[8]

In Latin America, the rapid and widespread deforestation of savannahs and tropical rainforests, compounded by droughts and the limitations of existing fire management policies, has led to disastrous wildfires in recent decades.[9-11] In 2019, more than 6 million hectares burned in the Chiquitania, Cerrado and Amazon regions in Bolivia, Brazil, Colombia, Paraguay and Peru, mostly within protected areas of native vegetation.[12,13] During the dry season of 2020, another long and destructive wave of wildfires swept through the area.[14,15] Across Africa, fires are visible in satellite imagery throughout the year, adding up to vast burned areas in observation and monitoring records.[15]

“The observed trends towards more dangerous weather conditions for wildfires are projected to continue increasing, due to mounting concentrations of atmospheric greenhouse gases, with escalating risk factors.”

Over continents and biomes, there are similarities among these extreme wildfire events in the form of underlying risk factors, hazards and consequences for society and the environment. Long-term effects on physical and mental health are not limited to those fighting wildfires, evacuated, or suffering great loss.[16-20] Smoke and particulate matter from wildfires deliver significant consequences for human health in downwind settlements, sometimes thousands of kilometres from the source.[21-23] Research suggests that the most vulnerable – women, children, elderly, disabled and the poor – suffer the worst ongoing damage from their wildfire exposure, echoing the acknowledged understanding of this same result as the common outcome from most disasters.[24,25]

The observed trends towards more dangerous fire weather conditions for wildfires are likely to continue increasing, due to mounting concentrations of atmospheric greenhouse gases and attendant escalation of extreme-wildfire risk factors.[4,6,26-34] Beyond changing climate, the heightened intensity of some wildfires can be attributed to land-use change and fire management approaches that do not appreciate the close relationships, evolved over millennia, between vegetation and fire.[11,35-38]

With compounding effects of a heating climate that extends fire seasons and can deliver more natural ignition events, of changes in land use that introduce more combustible fuel and ignition risks, and of more communities built at the wildland-urban interface, significant challenges lie ahead as we learn more about how to live with the fire component of the ecosystems we occupy.

Burned areas in the last two decades

This chart illustrates global burned area patterns from 2000 to March 2021, using the remote sensing data set from NASA's Moderate Resolution Imaging Spectroradiometer (MODIS).

From 2002 to 2016, approximately 423 million hectares of the Earth's land surface burned annually, the majority (67%) on the African continent.[39] A related analysis estimated that from 2003 to 2016 over 13 million individual fires occurred globally, each lasting 4–5 days.[15] On average, each ignition burned an area of 440 hectares globally, while in Australia individual fires burned up to 1,790 hectares.[15]

The data includes all types of burned areas detected – including cropland, pasture, and natural vegetation – regardless of the ignition source, fire types, or reason for burning.

Data source: The monthly MODIS Burned Area Product (MCD64A1 v006) is publicly available for download from Global Forest Watch (https://globalforestwatch.org/topics/fires)

The size of each circle represents weekly burned area data. Total burned area is calculated by adding together daily estimates, where multi-day burns during the time period are counted multiple times, making the overlapping circles appear brighter.

Arranged by total burned area



The rising trend in forest megafire years with burned areas larger than 1 million ha since 2000 is associated with more frequent dangerous fire weather conditions, including the increased occurrence of fire-generated thunderstorms and ignitions from dry lightning.

30% of Angola's land surface burns every year, with the largest impacts in areas with a high proportion of forest and a small fraction of natural shrubland and grassland. The practice of felling forest to create open land for grass development has promoted more intense fires in the dry season.

The Brazilian savannah, or Cerrado, covers about 23% of total land area, the second largest biome after the Amazon rainforest (48%). Fires in the Cerrado have increased in frequency and concentration in the dry season and now tend to burn every 2–3 years, such as in 2004, 2007, 2010, 2012, 2015 and 2017.

70–90% of the total burned area of Russia is in Siberia, with the majority of Siberian wildfires occurring in larch-dominated forests. In southern Siberia, the 2003 extreme fires in the permafrost-underlain larch forests were influenced by low surface moisture and lack of precipitation in the previous year, and elevated temperatures in early 2003.

The unusual fire events in Bolivia in 2004 have been linked to the impact of drought and forest loss.

According to research on long-term trends, the 2005 wildfires in Paraguay have been associated with a rise in deforestation.

The record number of forest fires in Mexico in 2011 were most likely associated with prolonged drought periods due to less winter rain in the previous year.

The extensive burned areas in the boreal forests of the Northwest Territories of Canada in 2014 and the United States' Alaska in 2015 are attributed to a record number of climate-driven lightning ignitions.

The conversion of native forests to areas of highly flammable vegetation, together with a sustained megadrought in central Chile facilitated large fires during the 2016/2017 fire season.

* South Sudan gained independence from Sudan on 9 July 2011. The burned area data prior to the date have been mapped to the present border demarcations of both countries.

See page 38 for complete references.

2. Human influences on wildfires

Wildfires are a natural feature of the Earth system, necessary for the functioning of many ecosystems. Interactions between vegetation and climate over extended periods establish a particular pattern of wildfire recurrence in a defined ecosystem, known as its fire regime.[40] Deviations from the prevailing fire regime – the timing, frequency, size and intensity of wildfires – can drive significant ecological changes in both fire-dependent ecosystems that need fires to thrive and fire-sensitive ecosystems where fires bring more negative than positive effects.[37,41-45]

Humans directly and indirectly alter fire regimes by modifying landscapes and their vegetation, by starting fires as a land management practice where natural fires rarely occur, by suppressing and preventing fires to protect human communities, and by changing the climate.[42] Land clearing, deforestation, agricultural expansion, resource extraction and urban and rural development are all major land-use changes that can interfere with natural fire regimes.[41]

Fire-sensitive tropical rainforests seldom burn naturally, because fire ignitions are rarely sustained in such a humid environment with moist vegetation.[45] Now wildfires have become more common in some regions where they were not expected to occur, including due to climate change as well as other factors such as land-use change and deforestation. In the Amazon rainforest fires are set by humans: native vegetation is cut down, the more valuable timber is selected and removed, and the remains are left to dry until the debris is deliberately set alight to open space for farms and grazing land.[10,11] Forest fragmentation and the eventual breakdown into savannah and grassland create favourable conditions for future wildfires, resulting in the permanent loss of tropical forest ecosystems.[46]

Growing urbanization, as cities expand into wildland, is another important form of land-use change and landscape transformation. Recent decades saw a rapid expansion of cities towards forest areas in many regions.[47] This wildland-urban interface is the area where wildfire risks are most pronounced.[48]

Inappropriate fire management policies, including aggressive fire suppression, and the low recognition of traditional fire management practices and indigenous knowledge, can generate a cascade of challenges.[11,49-51] In some other cases, attempts to eliminate fire from ecosystems, including fire-dependent ones, can lead to build-up of fuel loads and an associated increase in ignition risks.[52-55] Fire management policies such as these can result in fire regime shifts with large and frequent wildfires becoming prevalent.[37,56]

In recent decades, a growing recognition of the need for a system and whole-of-landscape approach that is integrated with the cultural and ecological significance of indigenous land management is helping to promote ecological health and prevent larger, more destructive uncontrolled fires in ecosystems.[57,58] For example, fire management initiatives in Australian savannahs have measured and monitored the effects of prescribed burning that incorporates indigenous wildfire management techniques, with positive results.[57] This approach has provided inspiring examples for other countries, including in Brazil's Cerrado and Botswana's savannah ecosystems.[59]

2.5 km

On 13 June 2020, a vehicle fire ignited vegetation near a highway in Phoenix, Arizona, USA, resulting in a burned area of nearly 26,000 hectares in 3 days.

The satellite image acquired by the Operational Land Imager (OLI) on Landsat 8 shows the burn scar and some active fire fronts as they appeared on 14 June 2020. The combination of natural colour with the infrared signature of active burning enhances detection of ongoing fires through the smoke.

Source: NASA Earth Observatory

Wildfires in the Anthropocene

Fire ecology

What is a wildfire?

A wildfire is a free-burning vegetation fire, including fires that can pose significant risk to social, economic, or environmental values. It may be started maliciously, accidentally, or through natural means.[36]

A wildfire can be short in duration and small in area but more commonly burns for an extended period of time and over a wide area. The behaviour of a wildfire can be largely benign around its perimeter but will sometimes be characterized by periods of rapid spread and intense behaviour at its front, against which suppression and other risk mitigation efforts may be ineffective. The impacts of a wildfire may be immediately and directly apparent or may materialize some time after the fire is extinguished.[36]

While wildfires can occur naturally, most are a result of human actions such as clearing land after industrial deforestation and for agriculture or human settlement, managing pastures for grazing livestock, and negligence.[36]

Depending on the interactions between vegetation and climate, wildfires generally behave according to a pattern specific to the surrounding ecosystem, known as the *fire regime*. The attributes of a fire regime include frequency, burn extent, intensity, severity and seasonality.

Wildfires can occur naturally when three elements combine:

Ignition
heat from the sun or lightning strike to ignite a fire

+

Fuel
sufficient combustible materials to feed the flames

+

Weather
conditions such as temperature, wind, or relative humidity to enable spread

Wildfire and ecosystems

Wildfires play a key role in maintaining ecological functions and biodiversity. Many ecosystems evolved to incorporate wildfire recurrence and depend on them to maintain ecosystem health. For instance, some plants need recurring fires to trigger germination and burn off competing vegetation. Because species in a given habitat have adapted to a specific fire regime, any change can impact both species and ecosystem as a whole.

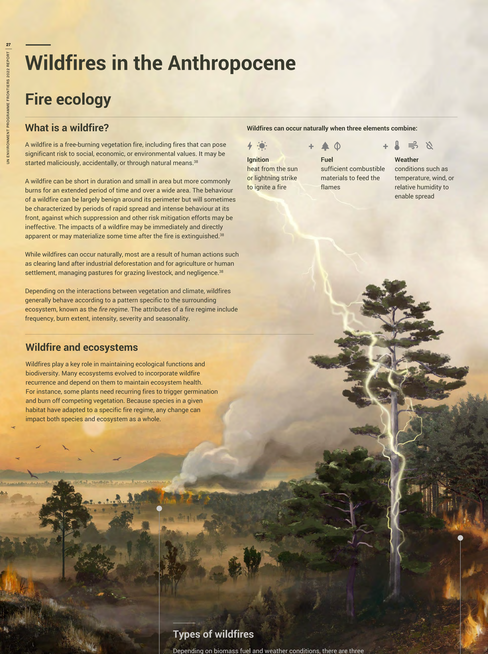

Types of wildfires

Depending on biomass fuel and weather conditions, there are three types of wildfire. A single fire event may exhibit all or a combination of these three fire types.

Crown fires
These ascend from ground to tree crown and can spread through the forest canopy. Common in Mediterranean-climate woodlands and boreal forests. The most intense and dangerous wildfires, often the most difficult to suppress. Spread generally requires heavy fuel loads and strong winds.

Surface fires
These burn through leaf litter, dead material and vegetation on the ground. Predominant and frequent in grasslands and savannahs where productivity is high. Also common in woodlands and forests where litter is the main fuel. Surface fires can spread vertically by igniting bushes and shrubs to become crown fires.

Ground fires
These burn decomposed organic subsurface layers of soil and usually do not produce visible flames. Difficult to fully suppress, ground fires can smoulder over winter and may re-emerge in spring. Most common in peatlands and bogs, and can develop into surface fires.

Fire-dependent plants

In fire-prone ecosystems, many plant species depend on recurring fires in their life cycle. Fires trigger flowering, seed dispersal, or seed germination.[35]

Some species common to boreal forests and Mediterranean-climate regions store seeds in cones for years until a fire event triggers their release.

Wildfire events stimulate flowering in bulb-producing plants such as orchids and lilies, and in perennial grasses.

Smoke and charred wood can also induce seed germination in many species in fire-prone shrublands.

Where fires burn

The map shows active fires of all types observed from 1 January to 20 September 2021. The image was created by merging still frames extracted from NASA's time-lapse video of active fires. For best viewing of the dynamic changes in fire intensities over time, go to NASA Scientific Visualization Studio.

See the timelapse

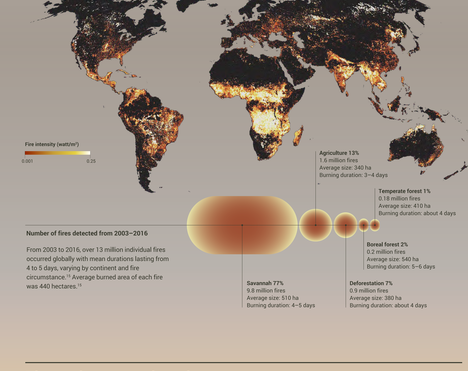

Number of fires detected from 2003–2016

From 2003 to 2016, over 13 million individual fires occurred globally with mean durations lasting from 4 to 5 days, varying by continent and fire circumstance.[37] Average burned area of each fire was 440 hectares.[37]

Fire regimes are changing

Changing fire regimes in selected biomes

The table adapted from Bowman *et al.* (2011)[38] summarizes how regimes in selected biomes from low to high latitudes have changed following global industrialization.

Biome	Tropical rainforest	Tropical savannah	Mid-latitude desert	Mid-latitude North American seasonally dry forests	Boreal forest
					
Pre-industrial fire regime	Very infrequent low-intensity surface fires with negligible long-term effects on biodiversity	Frequent fires in dry season causing spatial heterogeneity in tree density	Infrequent fires following wet periods that enable fuel build-up	Frequent low-intensity surface fires limiting recruitment of trees	Infrequent high-intensity crown fires causing replacement of entire forest stands
Post-industrial fire regime	Frequent surface fires associated with forest clearance causing a switch to flammable grassland or agricultural fields	Reduced fire due to heavy grazing causing increased woody species recruitment	Frequent fires due to the introduction of alien flammable grasses	Fire suppression causing high densities of juveniles and infrequent high-intensity crown fires	Increased high-intensity wildfires associated with global warming causing loss of soil carbon and switch to treeless vegetation

Source: Adapted from Bowman *et al.* (2011)[38]. Published with permission from John Wiley & Sons Ltd.

Photo credit for mid-latitude North American seasonally dry forest: kenkistler / Shutterstock.com

Land-use change

Land-use changes associated with agriculture, deforestation and urban development are driving substantial changes to fire patterns in a wide range of ecosystems.[35]

People frequently use fires to manage land where wildfires are rare, or suppress fires where wildfires are common. Land conversion from native vegetation changes fuel properties that may lead to higher severity or frequency of wildfires.

Around the Mediterranean, reduction in pastoral activities has converted grasslands into highly flammable shrublands.[35]

In tropical rainforests where most species have not evolved to recover rapidly from fire, wildfire is often used to convert forests to ranches and farmlands. This land clearing changes fire regimes at local scale, which becomes ecosystem conversion at larger scale.[41]

In Brazil, land-use changes such as deforestation and agriculture have resulted in an increase in fires across the country, including in the Amazon rainforest region where fires were previously rare.

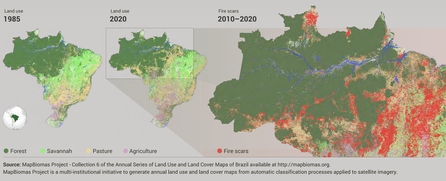

Source: MapBiomas Project - Collection 6 of the Annual Series of Land Use and Land Cover Maps of Brazil available at http://mapbiomas.org.
MapBiomas Project is a multi-institutional initiative to generate annual land use and land cover maps from automatic classification processes applied to satellite imagery.

Expanding wildland-urban interface

Urban development at the wildland-urban interface requires that fire risks be managed and aggressively suppressed, resulting in changes to natural fire regimes.[42]

Land development not only modifies vegetation, but the fire suppression and exclusion policies, intended to protect human lives and properties, also lead to fuel accumulation and severe fires when they do burn.[43,27]

The burned area and average size of wildfires in California, USA, have increased in the last decades. Rapid urbanization along the forest edges, accumulation of biomass fuels from decades of fire suppression and extreme drought and heat exacerbated by climate change contribute to the surge in large fires.

Source: NASA Earth Observatory (https://earthobservatory.nasa.gov/images/149508/whats-behind-california-s-surge-of-large-fires)

Fire and invasive species

Human activity is largely responsible for introducing invasive species that can alter fire regimes by changing the vegetation structure within the ecosystem, changing fuel quantity and properties.[35]

Altered fire regimes can create conditions unsuitable for native vegetation to recover after a wildfire, but suitable for invading fire-tolerant species to flourish.

Across many ecoregions of the USA, invasion by certain non-native grasses has increased fire occurrence by 230% and fire frequency by 150%.[44]

Many invasive grasses have high fuel biomass and low moisture, creating conditions favourable for wildfires. Some of the most successful invasive grasses germinate seeds when cued by heat and smoke.

3. Changing climate, changing fire weather

In November 2019, numerous bushfires were burning north of Sydney, Australia, with thick smoke blowing towards the coastal cities of Coffs Harbour and Port Macquarie. Air quality in the affected cities reached hazardous levels. Record-breaking temperatures, strong winds and a persistent lack of rainfall enabled massive bushfires across the state of New South Wales.

Source: NASA Earth Observatory.

Globally, many types of extreme weather events are now more intense and occurring more frequently than in the past due to anthropogenic climate change.[27,28] Long-term warming trends show that most years are now hotter than those observed before 1950 in 41 out of the world's 45 regions.[28] Hotter temperatures, coupled with more droughts, lead to longer fire seasons and more likelihood of dangerous fire weather conditions.[1,26-34,60,66]

Research focusing on western North America shows that heatwaves and multi-year droughts are not only fostering more wildfires, but the wildfires are increasing in severity and burning larger areas.[30,34,61] In South America, severe and prolonged droughts and higher air temperatures are associated with increased fire incidence and severity in humid tropical areas and seasonally flooded wetlands, including areas where wildfires were unprecedented.[14,62-65] In the temperate climate region of Australia, rainfall in the period leading to the fire season has declined by over 10 per cent since the late 1990s.[67] Based on over 100 years of data, 2019 was Australia's hottest and driest year on record.[5,66,67] In Chile, New Zealand and parts of Africa, research has also shown the influence of climate change in increased drought conditions and forest fire activity.[62,68-71] In Southern Europe and around the Mediterranean Sea, climate change is likewise driving more dangerous fire weather conditions as the entire Basin transitions into a more arid system.[2,28,35,72,73]

"Globally, many types of extreme weather events are now more intense and occurring more frequently than in the past due to anthropogenic climate change. Hotter temperatures, coupled with more droughts, lead to longer fire seasons and more likelihood of dangerous fire weather conditions."

Lightning is an important natural ignition source for wildfires and frequency of lightning strikes in some parts of the world are projected to increase with a changing climate.[74-81] In recent years climate-driven lightning ignitions account for the majority of burned areas in the North American boreal forests.[82] An increased frequency of dry lightning – a type of lightning that occurs with little or no precipitation – has also been documented in some parts of southeast Australia in recent decades, while some areas experienced a decline.[83] Of the total area burned by wildfires, a significant proportion can be attributed to lightning ignitions, because they can occur variably over time and space and they spread in remote regions that are difficult to reach with response capabilities.[74]

Another phenomenon that has become more frequently reported in Australia and North America in recent decades is the fire-generated thunderstorm.[4,6,84-89] A characteristic of more extreme fire events, these thunderstorms form in wildfire smoke plumes, generating what are known as pyrocumulonimbus clouds. The frequency of weather conditions associated with the occurrence of fire-generated thunderstorms is increasing over time in parts of southern Australia, with these increases projected to continue.[4,77,86,90] Fire-generated thunderstorms can contribute to more dangerous conditions for fires on the ground, including more erratic wind speeds and changes in direction, as well as generating lightning that can ignite new fires far beyond the fire front.[85] They illustrate the risk of dangerous feedback loops between the fire and atmospheric processes.

Available biomass fuel is a key factor driving fire intensity under the uncertain influence of climate change. Fuel loads may increase due to the CO_2 fertilization effect when higher carbon dioxide concentrations at ground level encourage certain plant types to thrive.[91-93] While the bulk of organic material could increase, lower relative humidity would turn the greater bulk into dry fuels for wildfires. Fuel load has also increased due to the practice of wildfire exclusion in some cases.[26,94] Better comprehension of fire-dependent ecosystems, and fire ecology as a whole, is fostering the shift toward integrated fire management including the use of controlled and prescribed burning at appropriate times and under the correct conditions to reduce fuel loads.[42,95]

While climate change is already influencing wildfires, wildland fires may likewise be influencing climate change.[28,96,97] Loss of the Amazon rainforest and thawing of Arctic permafrost are considered two possible tipping elements that could potentially accelerate climate change.[28,98,99] Recent research has indicated deforestation in the Amazon is shifting the region from a carbon sink to a carbon source and permafrost thaw is accelerating in the Siberian Arctic, with fires as contributing factors in both cases.[87,88,100]

Climate change:
Fire weather is becoming more extreme

Climate change is increasing the risk of large and more intense fires.[5,6,42] Climate directly affects the production and condition of biomass, and weather that supports fire ignition and propagation. In the months preceding fire season, prolonged warm and dry weather reduces vegetation moisture, increasing risks of fire ignitions that may develop into wildfires and spread. In contrast, unusually high rainfall increases plant growth that then may serve as fuel in the next dry season. Large fires in woody ecosystems occur during prolonged drought events, such as in regions affected by El Niño variability.[5,36]

Lightning ignition

Lightning is an important natural ignition source for wildfires. Lightning strikes are projected to increase in frequency in some parts of the world as climate changes. Lightning ignition is the predominant driver of massive wildfires in the boreal forests of North America and northern Siberia.[60]

Fire-generated thunderstorms

Extremely intense fires can trigger the development of smoke-infused thunderstorms that can cause more dangerous fire behaviour as well as ignite new fires through lightning.

Cloud 3

When the plume rises high enough, lower atmospheric pressure causes further cooling and clouds form.

Plume cools 2

Cooler air mixes into the plume as it rises, causing it to broaden and cool.

Smoke plume 1

A plume of hot, turbulent air and smoke rises above a large area of intensely burning fire.

4

Thunderstorm

In the right environmental conditions (known as a weakly-stable atmosphere) a thunderstorm may develop.

5

Downburst

Rain from the cloud sometimes evaporates as it falls and cools when it comes into contact with dry air, producing a downburst of wind.

6

Lightning

Lightning may be produced and can ignite new fires far ahead of the fire front.

Source: Adapted from National Environmental Science Programme of the Australian Government 2020

Impacts of extreme wildfires on the Earth's system

Atmospheric pollution

Large wildfires emit vast amounts of atmospheric pollutants, such as black carbon, particulate matter, and greenhouse gases. These pollutants may be transported a long distance and deposited over remote landscapes, including glaciers.

Changed albedo

Atmospheric transport and deposition of soot reduces surface albedo and enhances snow and ice melt. Soot deposits from Amazon basin wildfires are found to increase the melting of the Andean glaciers.

Carbon sink turns into carbon source

Large and frequent wildfires in boreal and tropical forests may transform terrestrial carbon storage into major sources of greenhouse gases.

Water pollution

Following severe wildfires, elevated sediment levels in rivers increase turbidity, alter water temperatures, and affect fish abundance.

Post-wildfire erosion brings a range of nutrients and contaminants into water bodies, affecting water quality and aquatic species.

Nutrients such as nitrogen and phosphorous released into water bodies can cause eutrophication and reduce the levels of dissolved oxygen, posing a risk to aquatic organisms.

Erosion

Wildfires increase the susceptibility of soil to erosion when exposed to postfire precipitation. Erosion normally occurs before vegetation has redeveloped. Slope failures can lead to catastrophic debris flows and landslides in some environments.

Ocean fertilization

Large, intense wildfires release enormous amounts of aerosols, including bio-essential trace metals such as iron. Atmospheric transport of iron-rich aerosols from the 2019/2020 Australian extreme wildfires caused large-scale algal blooms in the South Pacific over a 4-month period.

Biodiversity loss

More frequent and more intense wildfires can produce a long-term change in plant species composition and structure of forest ecosystems. Reburns may also become more common, potentially reducing post-fire regeneration. Depending on the original forest type, reburns could possibly result in a shift to non-forest vegetation.

See page 40 for a complete reference.

Species under threat of altered fire regimes

Percentage of species threatened by altered fire regimes including fire exclusion per habitat

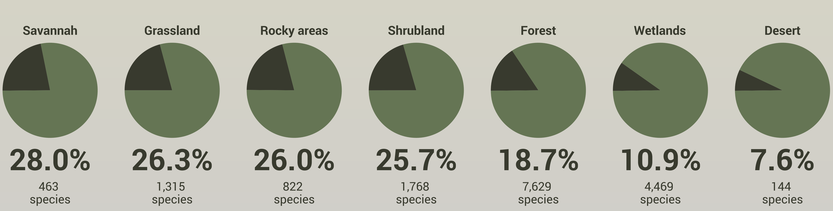

Source: Kelly *et al.* (2020). See page 40 for a complete reference.

4. Wildfire management improvements in the face of further climate changes

As the loss and damages from extreme wildfires mount, needs for both prevention and response management approaches are gaining attention. The threats will only increase as anthropogenic climate change intensifies, including in cases where land-use changes fail to follow best practices to conserve ecosystem resilience and landscape integrity.

While developed country practices have often emphasized fire exclusion, many developing countries lack capacity to manage fires, beyond responding once the disaster becomes an immediate threat to life and property. Effective fire management is important in fire-dependent ecosystems, such as savannahs and grasslands, where fuel loads build up and increase fire risks, especially in the peak of the dry season.[9] Whether ignited by lightning or humans, fuel loads that have accumulated over years or decades can result in uncontrollable wildfires. In contrast to total fire exclusion approaches, recognition of indigenous practices that maintain manageable fuel loads and productive ecosystems through periodic controlled burns is now a common practice in some regions.[50,57,99,107,110] However, certain countries still follow wildfire suppression policies, where attempts to exclude fire completely from the landscape can add to the intensity and severity of dry season wildfires.[55]

Community-owned solutions in Latin America

Divinópolis, Minas Gerais, Brazil **Credit:** Christyam de Lima / Shutterstock.com

The absence of adequate fire management policies in Latin America dates back some centuries.[55,101,102] Yet increasing extreme wildfire events have demanded special attention from rural, traditional and indigenous communities, who are not only directly affected by such disturbances, but are also restrained in managing their own territories in some cases.[10] These peoples have therefore implemented ancient fire management practices that deliver the safest outcomes by protecting themselves, conserving the natural ecosystems essential to their livelihoods, producing crops, and preventing wildfires spreading.[10,50,103]

In the last decade some Latin American governments have recognized traditional fire knowledge and learn from these ancient fire management techniques to adjust their wildfire prevention strategies.[55,103] In 2014, a pilot programme of integrated fire management was initiated in Brazil, encouraged by the Brazilian-German Cooperation Project "Prevention, Control and Monitoring of Bushfires in the Cerrado", and inspired by a successful Australian abatement and carbon sequestration accounting methodology.[104,105]

The programme started in 3 Cerrado protected areas and after 5 years scaled up to 74 areas distributed across all Brazilian biomes.

This integrated fire management reduced the area burned by late dry season wildfires by up to 57% and mitigated 36% of the associated greenhouse gas emissions.[90,106] In addition, more than 2,000 local, traditional and indigenous fire brigade members are being hired and trained annually to operate in preventive and suppression activities, as well as to collect data for assessing the effects of different fire regimes on plant and animal species.[107,108] A concerted effort to hire and train indigenous women from the Xerente community includes focus on equipment, mobilization and controlled fire techniques, safety, as well as general environmental education.[108]

The programme's reach is still limited to some protected areas, and most of the Brazilian territory is still highly vulnerable to catastrophic wildfires, such as those experienced in 2019 and 2020. Nevertheless, there is great potential for rural landowners and the government to scale up these successful management practices to reduce repeated annual wildfire losses and risks.

Longer fire seasons as influenced by climate warming can hamper the practice of controlled burns since the conditions for safely undertaking these fuel reduction burns are specific. Rising temperatures and increasing fuel availability, through longer growing seasons and hotter, drier weather, may change opportunities for safe controlled burns, which has consequences for the long-term management of wildfire risk.[91]

Long-range planning depends upon various cooperative components among countries and world regions, including the sharing of resources such as aircraft and firefighters between the Northern and Southern Hemispheres. This worked well when fire seasons did not overlap. Now, with longer fire seasons and more intense demand on firefighting resources during extreme wildfires, this sharing of capabilities will become increasingly difficult.[3,34]

The Royal Commission investigating Australia's 2019/2020 fires presented a wide-ranging set of recommendations, comprehensively covering improved planning, policies, and practices; increased fire-fighting capabilities; enhancing community resilience; and land management strategies that include indigenous practices of controlled burning.[3] The recommendations supported improved design standards for buildings and infrastructure at the wildland-urban interface. This could provide a practical means to incorporate climate change science into routine practices for enhanced resilience, using knowledge of how risk factors have already changed and are likely to continue changing.

The next decade will be critical in building greater resilience and adaptive capacity to wildfires. Use of participatory approaches and involvement of vulnerable groups in all phases of preparedness and response is necessary.[109] Implications for children, women, elderly, people with disabilities, and other at-risk groups can affect whole communities and society at large, both at the time of the extreme event and for years afterwards. Local knowledge can help address questions of ecological integrity and social justice.[110] Calls for further research should address vulnerable groups' exposure to hazard risks before, during and after extreme wildfires.

Additional and improved research on reducing fire risk should include cost assessments integrated with social science and environmental assessments of how effective different actions might be.[110] Enhanced scientific understanding of extreme wildfires should examine how land-use change or land management affects these events. Further research should explore how lightning and vegetation conditions may change in the future, noting considerable uncertainty due to the limitations of currently available climate modelling methods, especially through observations and data collection on extremes including wildfire-generated thunderstorm systems.[84]

Pressure will become more pronounced with further loss and damage that climate changes bring. To avoid the disastrous impacts of worsening extreme wildfires, our ability as communities to prepare for, respond to and manage these extreme fire events must match or exceed the rate of climate change influence accelerating their threat.

Building resilience: new tools and approaches to wildfire management



The image taken on 6 January 2020 shows the long-range atmospheric transport of aerosols from the unprecedented wildfires along the south-eastern coast of Australia towards the broad South Pacific. The oceanic deposition of wildfire aerosols stimulated large-scale phytoplankton blooms.

Source: Japan Meteorological Agency and NASA

The increased frequency and intensity of natural disasters are posing a greater challenge to existing approaches to disaster risk reduction. New tools offer an enhanced ability to address systemic disaster risk. Globally, refinements in modelling and observations data, including from remote sensing capabilities – satellites, ground-based radar, lightning detection, and data processing – facilitate improved systems for monitoring, predicting and managing wildfires.

The monitoring and data handling power offered by systems such as the European Union's Copernicus programme on Earth observations and the US National Aeronautics and Space Administration are supporting efforts worldwide.[112] The Latin-American Regional Network for Remote Sensing and Forest Fires enables joint efforts and resolutions for fire management operations in Latin America.[113] Brazil's National Institute for Space Research promotes research and enhances monitoring capacity throughout the region with the Queimadas Programme, developing innovative tools for wildfire risk detection and frequently updated heat source information.[114]

South Africa uses a nested model for fire prevention and management, through the Working on Fire programme, in which provincial fire protection associations coordinate with district and local counterparts to develop community skills and employment focused on fire management and firefighting.[115]

Australia now has long-range prediction capability for fire weather conditions, providing guidance to fire agencies to help with decision-making over a broad range of timescales. Climate change projections are also provided to emergency management groups, including fire agencies and planners. This aids evidence-based decision-making on climate hazards related to environmental management, energy, infrastructure, health and finance sectors.[116]

The *Australian National Disaster Risk Reduction Framework*, endorsed into national policy in March 2020, identifies climate change as a fundamental driver for building disaster resilience and taking a systems approach to managing the complexity inherent in disaster reduction and response.[117] It recognizes the importance of developing resilient communities through social and economic networks that cooperate and share responsibility in responding to disasters and adapting to climate change.[118,119] In recent years, the country's approach to disaster management has included an emphasis on strengthening resilience and capacity before disaster strikes.[117] Establishing a network and national capability of knowledge and skills through partnerships, education and professional programmes across sectors is fundamental not only for wildfire management, but also for broader resilience to natural disasters.[120]

References

1. Higuera, P.E. and Abatzoglou, J.T. (2021). Record setting climate enabled the extraordinary 2020 fire season in the western United States. *Global Change Biology* 27(1), 1-2. https://doi.org/10.1111/gcb.15388
2. Ruffault, J., Curt, T., Moron, V., Trigo, R.M., Mouillot, F., Koutsias, N. *et al.* (2020). Increased likelihood of heat-induced large wildfires in the Mediterranean Basin. *Scientific Reports* 10(1), 1-9. https://doi.org/10.1038/s41598-020-70069-z
3. Australia, Commonwealth of Australia (2020). Royal Commission into National Natural Disaster Arrangements. Australian Government. https://naturaldisaster.royalcommission.gov.au
4. Dowdy, A.J., Ye, H., Pepler, A., Thatcher, M., Osbrough, S.L., Evans, J.P. et al. (2019). Future changes in extreme weather and pyroconvection risk factors for Australian wildfires. *Scientific Reports* 9(1), 1-11. https://doi.org/10.1038/s41598-019-46362-x
5. Abram, N.J., Henley, B.J., Gupta, A.S., Lippmann, T.J., Clarke, H., Dowdy, A.J. *et al.* (2021). Connections of climate change and variability to large and extreme forest fires in southeast Australia. *Communications Earth & Environment* 2(1), 1-17. https://doi.org/10.1038/s43247-020-00065-8
6. Canadell, J.G., Meyer, C.P., Cook, G.D., Dowdy, A., Briggs, P.R., Knauer, J. *et al.* (2021). Multi-decadal increase of forest burned area in Australia is linked to climate change. *Nature Communications* 12, 6921. https://doi.org/10.1038/s41467-021-27225-4
7. Van Oldenborgh, G.J., Krikken, F., Lewis, S., Leach, N.J., Lehner, F., Saunders, K.R. *et al.* (2021). Attribution of the Australian bushfire risk to anthropogenic climate change. *Natural Hazards and Earth System Sciences* 21(3), 941-960. https://doi.org/10.5194/nhess-21-941-2021
8. Ward, M., Tulloch, A.I., Radford, J.Q., Williams, B.A., Reside, A.E., Macdonald, S.L. *et al.* (2020). Impact of 2019–2020 mega-fires on Australian fauna habitat. *Nature Ecology & Evolution* 4(10), 1321-1326. https://doi.org/10.1038/s41559-020-1251-1
9. Holz, A., Paritsis, J., Mundo, I.A., Veblen, T.T., Kitzberger, T., Williamson, G.J. *et al.* (2017). Southern Annular Mode drives multicentury wildfire activity in southern South America. *Proceedings of the National Academy of Sciences* 114(36), 9552–9557. https://doi.org/10.1073/pnas.1705168114
10. Eloy, L., Hecht, S., Steward, A., Mistry, J. (2019). Firing up: Policy, politics and polemics under new and old burning regimes. *The Geographical Journal* 185(1), 2–9. https://doi.org/10.1111/geoj.12293
11. Schmidt, I.B. and Eloy, L. (2020). Fire regime in the Brazilian Savanna: Recent changes, policy and management. *Flora* 268, 151613. https://doi.org/10.1016/j.flora.2020.151613
12. INPE (2020). Portal de dados abertos e sistema de monitoramento do Programa Queimadas. *Instuto Nacional de Pesquisas Espacias*. https://queimadas.dgi.inpe.br/queimadas/dados-abertos/
13. Vargas-Cuentas, N.I. and Roman-Gonzalez, A. (2021). Satellite-Based Analysis of Forest Fires in the Bolivian Chiquitania and Amazon Region: Case 2019. *IEEE Aerospace and Electronic Systems Magazine* 36(2), 38-54. https://doi.org/10.1109/MAES.2020.3033392
14. Garcia, L.C., Szabo, J.K., de Oliveira Roque, F., Pereira, A.D.M.M., da Cunha, C.N., Damasceno-Júnior, G.A. *et al.* (2021). Record-breaking wildfires in the world's largest continuous tropical wetland: Integrative fire management is urgently needed for both biodiversity and humans. *Journal of Environmental Management* 293, 112870. https://doi.org/10.1016/j.jenvman.2021.112870
15. Andela, N., Morton, D.C., Giglio, L., Paugam, R., Chen, Y., Hantson, S. *et al.* (2019). The Global Fire Atlas of individual fire size, duration, speed and direction. *Earth System Science Data*, 11, 529–552. https://doi.org/10.5194/essd-11-529-2019
16. Navarro, K.M., Kleinman, M.T., Mackay, C.E., Reinhardt, T.E., Balmes, J.R., Broyles, G.A. *et al.* (2019). Wildland firefighter smoke exposure and risk of lung cancer and cardiovascular disease mortality. *Environmental Research* 173, 462-468. https://doi.org/10.1016/j.envres.2019.03.060
17. Marlier, M.E., Bonilla, E.X. and Mickley, L.J. (2020). How do Brazilian fires affect air pollution and public health?. *GeoHealth* 4(12), e2020GH000331. https://doi.org/10.1029/2020GH000331
18. Aguilera, R., Corringham, T., Gershunov, A., and Benmarhnia, T. (2021). Wildfire smoke impacts respiratory health more than fine particles from other sources: observational evidence from Southern California. *Nature Communications*, 12(1), 1-8. https://doi.org/10.1038/s41467-021-21708-0

19. Chen, G., Guo, Y., Yue, X., Tong, S., Gasparrini, A., Bell, M.L. *et al*. (2021). Mortality risk attributable to wildfire-related PM2.5 pollution: a global time series study in 749 locations. *The Lancet Planetary Health*, 5(9), E579-E587. https://doi.org/10.1016/S2542-5196(21)00200-X

20. Silveira, S., Kornbluh, M., Withers, M.C., Grennan, G., Ramanathan, V. and Mishra, J. (2021). Chronic Mental Health Sequelae of Climate Change Extremes: A Case Study of the Deadliest Californian Wildfire. *International Journal of Environmental Research and Public Health* 18(4), 1487. https://doi.org/10.3390/ijerph18041487

21. Ikeda, K. and Tanimoto, H. (2015). Exceedances of air quality standard level of PM2.5 in Japan caused by Siberian wildfires. *Environmental Research Letters* 10(10), 105001. https://doi.org/10.1088/1748-9326/10/10/105001

22. Ford, B., Val Martin, M., Zelasky, S.E., Fischer, E.V., Anenberg, S.C., Heald, C.L. *et al.* (2018). Future fire impacts on smoke concentrations, visibility, and health in the contiguous United States. *GeoHealth* 2(8), 229-247. https://doi.org/10.1029/2018GH000144

23. Bencherif, H., Bègue, N., Kirsch Pinheiro, D., du Preez, D.J., Cadet, J-M, da Silva Lopes, F.J. *et al.* (2019). Investigating the Long-Range Transport of Aerosol Plumes Following the Amazon Fires (August 2019): A Multi-Instrumental Approach from Ground-Based and Satellite Observations. *Remote Sensing* 12(22), 3846. https://doi.org/10.3390/rs12223846

24. Machado-Silva, F., Libonati, R., Melo de Lima, T.F., Peixoto, R.B., de Almeida França, J.R., de Avelar Figueiredo Mafra Magalhães, M. *et al.* (2020). Drought and fires influence the respiratory diseases hospitalizations in the Amazon. *Ecological Indicators* 109, 105817. https://doi.org/10.1016/j.ecolind.2019.105817

25. Masri, S., Scaduto, E., Jin, Y. and Wu, J. (2021). Disproportionate Impacts of Wildfires among Elderly and Low-Income Communities in California from 2000–2020. *International Journal of Environmental Research and Public Health* 18(8), 3921. https://doi.org/10.3390/ijerph18083921

26. Abatzoglou, J.T. and Williams, A.P. (2016). Impact of anthropogenic climate change on wildfire across western US forests. *Proceedings of the National Academy of Sciences* 113(42), 11770-11775. https://doi.org/10.1073/pnas.1607171113

27. Hoegh-Guldberg, O., Jacob, D., Taylor, M., Bindi, M., Brown, S., Camilloni, I. *et al*. (2018). Impacts of 1.5°C Global Warming on Natural and Human Systems. In *Global warming of 1.5°C. An IPCC Special Report on the impacts of global warming of 1.5°C above pre-industrial levels and related global greenhouse gas emission pathways, in the context of strengthening the global response to the threat of climate change, sustainable development, and efforts to eradicate poverty*. Masson-Delmotte, V., Zhai, P., Pörtner, H.O., Roberts, D., Skea, J., Shukla, P.R. *et al*. (eds.). In Press. https://www.ipcc.ch/sr15/

28. The Intergovernmental Panel on Climate Change (2021). Summary for Policymakers. In *Climate Change 2021: The Physical Science Basis. Contribution of Working Group I to the Sixth Assessment Report of the Intergovernmental Panel on Climate Change.* https://www.ipcc.ch/report/sixth-assessment-report-working-group-i/

29. Kirchmeier-Young, M.C., Gillett, N.P., Zwiers, F.W., Cannon, A.J. and Anslow, F.S. (2019). Attribution of the influence of human-induced climate change on an extreme fire season. *Earth's Future* 7(1), 2–10. https://doi.org/10.1029/2018EF001050

30. Williams, A.P., Abatzoglou, J.T., Gershunov, A., Guzman Morales, J., Bishop, D.A., Balch, J.K. *et al.* (2019). Observed impacts of anthropogenic climate change on wildfire in California. *Earth's Future* 7(8), 892-910. https://doi.org/10.1029/2019EF001210

31. Australia, Bureau of Meteorology (2020). Special Climate Statement #73. Bureau of Meteorology, Victoria, Australia. http://www.bom.gov.au/climate/current/statements/

32. Barbero, R., Abatzoglou, J.T., Pimont, F., Ruffault, J. and Curt, T. (2020). Attributing increases in fire weather to anthropogenic climate change over France. *Frontiers in Earth Science* 8, 104. https://doi.org/10.3389/feart.2020.00104

33. Lewis, S.C., Blake, S.A., Trewin, B., Black, M.T., Dowdy, A.J., Perkins-Kirkpatrick, S.E. *et al.* (2020). Deconstructing factors contributing to the 2018 fire weather in Queensland, Australia. *Bulletin of the American Meteorological Society* 101(1), S115-S122. https://doi.org/10.1175/BAMS-D-19-0144.1

34. Abatzoglou, J.T., Juang, C.S., Williams, A.P., Kolden, C.A. and Westerling, A.L. (2021). Increasing synchronous fire danger in forests of the western United States. *Geophysical Research Letters* 48(2), e2020GL091377. https://doi.org/10.1029/2020GL091377

35. Bowman, D.M.J.S., Balch, J., Artaxo, P., Bond, W.J., Cochrane, M.A., D'Antonio, C.M. *et al*. (2011). The human dimension of fire regimes on Earth. *Journal of Biogeography* 38(12), 2223-2236. https://doi.org/10.1111/j.1365-2699.2011.02595.x

36. Bond, W.J. and Keane, R.E. (2017). Fires, Ecological Effects of. *Elsevier*. https://doi.org/10.1016/B978-0-12-809633-8.02098-7

37. Cochrane, M.A. and Bowman, D.M.J.S. (2021). Manage fire regimes, not fires. *Nature Geoscience* 14(7), 455-457. https://doi.org/10.1038/s41561-021-00791-4

38. United Nations Environment Programme and GRID-Arendal (2021). Spreading like Wildfire: The Rising Threat of Extraordinary Landscape Fires. UNEP. Nairobi, GRID-Arendal, Arendal. https://www.grida.no

39. Giglio, L., Boschetti, L., Roy, D.P., Humber, M.L. and Justice, C.O. (2018). The Collection 6 MODIS burned area mapping algorithm and product. Remote Sensing of Environment, 217, 72-85. https://doi.org/10.1016/j.rse.2018.08.005

    Giglio, L., Boschetti, L., Roy, D.P., Humber, M.L. and Justice, C.O. (2018). Monthly MODIS Burned Area Product (MCD64A1 v006). Accessed on 07/10/2021 from Global Forest Watch (https://globalforestwatch.org/)

40. Krebs, P., Pezzatti, G.B., Mazzoleni, S., Talbot, L.M. and Conedera, M. (2010). Fire regime: history and definition of a key concept in disturbance ecology. *Theory in Biosciences*, 129(1), 53–69. https://doi.org/10.1007/s12064-010-0082-z

41. Myers, R.L. (2006). Living with Fire – Sustaining Ecosystems & Livelihoods through Integrated Fire Management. *The Nature Conservancy.* https://www.cbd.int/doc/pa/tools/Living%20with%20Fire.pdf

42. Bowman, D.M., Kolden, C.A., Abatzoglou, J.T., Johnston, F.H., van der Werf, G.R. and Flannigan, M. (2020). Vegetation fires in the Anthropocene. *Nature Reviews Earth & Environment* 1(10), 500-515. https://doi.org/10.1038/s43017-020-0085-3

43. Fidelis, A. (2020). Is fire always the "bad guy"?. *Flora* 268, 151611. https://doi.org/10.1016/j.flora.2020.151611

44. Fusco, E.J., Finn, J.T., Balch, J.K., Chelsea Nagy, R. and Bradley, B.A. (2019). Invasive grasses increase fire occurrence and frequency across US ecoregions. *Proceedings of the National Academy of Sciences* 116(47) 23594-23599. https://doi.org/10.1073/pnas.1908253116

45. Pivello, V.R., Vieira, I., Christianini, A.V., Ribeiro, D.B., da Silva Menezes, L., Berlinck, C.N. *et al.* (2021). Understanding Brazil's catastrophic fires: Causes, consequences and policy needed to prevent future tragedies. *Perspectives in Ecology and Conservation* 19(3), 233-255. https://doi.org/10.1016/j.pecon.2021.06.005.

46. Armenteras, D., Dávalos, L.M., Barreto, J.S., Miranda, A., Hernández-Moreno, A., Zamorano-Elgueta, C. *et al.* (2021). Fire-induced loss of the world's most biodiverse forests in Latin America. *Science Advances* 7(33), eabd3357. https://doi.org/10.1126/sciadv.abd3357

47. Bento-Gonçalves, A. and Vieira, A. (2020). Wildfires in the wildland-urban interface: Key concepts and evaluation methodologies. *Science of the Total Environment* 707, 135592. https://doi.org/10.1016/j.scitotenv.2019.135592

48. Baylis, P. and Boomhower, J. (2019). *Moral hazard, wildfires, and the economic incidence of natural disasters.* National Bureau of Economic Research, Working paper 26550. https://doi.org/10.3386/w26550

49. Laris, P. and Wardell, D.A. (2006). Good, bad or 'necessary evil'? Reinterpreting the colonial burning experiments in the savanna landscapes of West Africa. *Geographical Journal* 172(4), 271-290. https://doi.org/10.1111/j.1475-4959.2006.00215.x

50. Mistry, J., Bilbao, B.A. and Berardi, A. (2016). Community owned solutions for fire management in tropical ecosystems: case studies from Indigenous communities of South America. *Philosophical Transactions of the Royal Society B: Biological Sciences* 371(1696), 20150174. http://dx.doi.org/10.1098/rstb.2015.0174

51. Thompson, M.P., MacGregor, D.G., Dunn, C.J., Calkin, D.E. and Phipps, J. (2018). Rethinking the Wildland Fire Management System. *Journal of Forestry* 116(4), 382–390. https://doi.org/10.1093/jofore/fvy020

52. Brotons, L., Aquilué, N., de Cáceres, M., Fortin, M-J. and Fall, A. (2013) How Fire History, Fire Suppression Practices and Climate Change Affect Wildfire Regimes in Mediterranean Landscapes. *PLoS ONE* 8(5), e62392. https://doi.org/10.1371/journal.pone.0062392

53. Durigan, G. and Ratter, J.A. (2016). The need for a consistent fire policy for Cerrado conservation. *Journal of Applied Ecology* 53(1), 11-15. https://doi.org/10.1111/1365-2664.12559

54. Batista, E.K.L., Russell-Smith, J., França, H. and Figueira, J.E.C. (2018). An evaluation of contemporary savanna fire regimes in the Canastra National Park, Brazil: Outcomes of fire suppression policies. *Journal of Environmental Management* 205, 40-49. https://doi.org/10.1016/j.jenvman.2017.09.053

55. Moura, L.C., Scariot, A.O., Schmidt, I.B., Beatty, R. and Russell-Smith, J. (2019). The legacy of colonial fire management policies on traditional livelihoods and ecological sustainability in savannas: Impacts, consequences, new directions. *Journal of Environmental Management* 232, 600-606. https://doi.org/10.1016/j.jenvman.2018.11.057

56. Cochrane, M.A. (2019). Burning questions about ecosystems. *Nature Geoscience* 12, 86–87. https://doi.org/10.1038/s41561-019-0306-x

57. Russell-Smith, J., Cook, G.D., Cooke, P.M., Edwards, A.C., Lendrum, M., Meyer, C.P. and Whitehead P.J. (2013). Managing fire regimes in north Australian savannas: applying Aboriginal approaches to contemporary global problems. *Frontiers in Ecology and the Environment* 11(s1), e55-e63. https://doi.org/10.1890/120251

58. Russell-Smith, J., McCaw, L. and Leavesley, A. (2020). Adaptive prescribed burning in Australia for the early 21st Century—context, status, challenges. *International Journal of Wildland Fire* 29(5), 305-313. https://doi.org/10.1071/WF20027

59. Russell-Smith, J., Moura, L.C., Yates, C., Beatty, R., Mafoko, J. and Johnston, S. (2021). Market-based options for supporting sustainable fire management of fire-prone Cerrado (savanna) remnant landscapes. *Biodiversidade Brasileira - BioBrasil* (2), 153–167. https://doi.org/10.37002/biobrasil.v11i2.1725

60. Kharuk, V.I., Ponomarev, E.I., Ivanova, G.A., Dvinskaya, M.L., Coogan, S.C. and Flannigan, M.D. (2021). Wildfires in the Siberian taiga. *Ambio* 50(11), 1953-1974. https://doi.org/10.1007/s13280-020-01490-x

61. Hanes, C.C., Wang, X., Jain, P., Parisien, M.A., Little, J.M. and Flannigan, M.D. (2019). Fire-regime changes in Canada over the last half century. *Canadian Journal of Forest Research* 49(3), 256-269. https://doi.org/10.1139/cjfr-2018-0293

62. Kitzberger, T., Perry, G.L.W., Paritsis, J., Gowda, J.H., Tepley, A.J., Holz, A. *et al.* (2016). Fire-vegetation feedbacks and alternative states: common mechanisms of temperate forest vulnerability to fire in southern South America and New Zealand. *New Zealand Journal of Botany* 54(2), 247-272. https://doi.org/10.1080/0028825X.2016.1151903

63. Brando, P., Macedo, M., Silvério, D., Rattis, L., Paolucci, L., Alencar, A. *et al*. (2020). Amazon wildfires: Scenes from a foreseeable disaster. *Flora* 268, 151609. https://doi.org/10.1016/j.flora.2020.151609

64. Marengo, J.A., Cunha, A.P., Cuartas, L.A., Deusdará Leal, K.R., Broedel, E., Seluchi, M.E. *et al.* (2021). Extreme Drought in the Brazilian Pantanal in 2019–2020: Characterization, Causes, and Impacts. *Frontiers in Water* 3, 13. https://doi.org/10.3389/frwa.2021.639204

65. Naumann, G., Podesta, G., Marengo, J., Luterbacher, J., Bavera, D., Arias-Muñoz, C. et al. (2021). The 2019-2021 extreme drought episode in La Plata Basin. Publications Office of the European Union, Luxembourg. https://doi.org/10.2760/773

66. Dowdy, A.J. (2018). Climatological Variability of Fire Weather in Australia. *Journal of Applied Meteorology and Climatology* 57(2), 221-234. https://doi.org/10.1175/JAMC-D-17-0167.1

67. Australia, Bureau of Meteorology and CSIRO (2020). State of the Climate 2020. http://www.bom.gov.au/state-of-the-climate/

68. Strydom, S. and Savage, M.J. (2017). Potential impacts of climate change on wildfire dynamics in the midlands of KwaZulu-Natal, South Africa. *Climatic Change* 143(3), 385-397. https://doi.org/10.1007/s10584-017-2019-8

69. González, M.E., Gómez González, S., Lara, A., Garreaud, R. and Díaz Hormazábal, I. (2018). The 2010–2015 Megadrought and its influence on the fire regime in central and south central Chile. *Ecosphere* 9(8), e02300. https://doi.org/10.1002/ecs2.2300

70. Kouassi, J-L.K., Wandan, N.E. and Mbow, C. (2018). Assessing the Impact of Climate Variability on Wildfires in the N'Zi River Watershed in Central Côte d'Ivoire. *Fire* 1(3),36. https://doi.org/10.3390/fire1030036

71. Kraaij, T., Baard, J.A., Arndt, J., Vhengani, L. and Van Wilgen, B.W. (2018). An assessment of climate, weather, and fuel factors influencing a large, destructive wildfire in the Knysna region, South Africa. *Fire Ecology* 14(2), 1-12. https://doi.org/10.1186/s42408-018-0001-0

72. Dupuy, J., Fargeon, H., Martin, N., Pimont, F., Ruffault, J., Guijarro, M. *et al*. (2019). Climate Change Impact on Future Wildfire Danger and Activityin Southern Europe: A Review. *Annals of Forest Science* 77(2), 1-24. https://doi.org/10.1007/s13595-020-00933-5

73. Ertugrul, M., Varol, T., Ozel, H.B., Cetin, M. and Sevik, H. (2021). Influence of climatic factor of changes in forest fire danger and fire season length in Turkey. *Environmental Monitoring and Assessment* 193(1), 1-17. https://doi.org/10.1007/s10661-020-08800-6

74. Dowdy, A.J. and Mills, G.A. (2012). Characteristics of lightning-attributed wildland fires in south-east Australia. *International Journal of Wildland Fire* 21(5), 521-524. https://doi.org/10.1071/WF10145

75. Ganteaume, A., Camia, A., Jappiot, M., San-Miguel-Ayanz, J., Long-Fournel, M. and Lampin, C. (2012). A review of the main driving factors of forest fire ignition over Europe. *Environmental Management* 51(3), 651-662. https://doi.org/10.1007/s00267-012-9961-z

76. Romps, D.M., Seeley, J.T., Vollaro, D. and Molinari, J. (2014). Projected increase in lightning strikes in the United States due to global warming. *Science* 346(6211), 851-854. https://doi.org/10.1126/science.1259100

77. Collins, K.M., Price, O.F. and Penman, T.D. (2015). Spatial patterns of wildfire ignitions in south-eastern Australia. *International Journal of Wildland Fire* 24(8), 1098-1108. https://doi.org/10.1071/WF15054

78. Abatzoglou, J.T., Kolden, C.A., Balch, J.K., and Bradley, B.A. (2016). Controls on interannual variability in lightning-caused fire activity in the western US. *Environmental Research Letters* 11(4), 045005. https://doi.org/10.1088/1748-9326/11/4/045005r

79. Balch, J.K., Bradley, B.A., Abatzoglou, J.T., Nagy, R.C., Fusco, E.J. and Mahood, A.L. (2017). Human-started wildfires expand the fire niche across the United States. *Proceedings of the National Academy of Sciences* 114(11), 2946-2951. https://doi.org/10.1073/pnas.1617394114

80. Mariani, M., Holz, A., Veblen, T.T., Williamson, G., Fletcher, M.-S., and Bowman, D.M.J.S. (2018). Climate change amplifications of climate-fire teleconnections in the Southern Hemisphere. *Geophysical Research Letters* 45(10), 5071–5081. https://doi.org/10.1029/2018GL078294

81. Nagy, R., Fusco, E., Bradley, B., Abatzoglou, J.T. and Balch, J. (2018). Human-related ignitions increase the number of large wildfires across US ecoregions. *Fire* 1(1), 4. https://doi.org/10.3390/fire1010004

82. Veraverbeke, S., Rogers, B., Goulden, M., Jandt, R.R., Miller, C.E., Wiggins, E.B. *et al*. (2017). Lightning as a major driver of recent large fire years in North American boreal forests. *Nature Climate Change* 7(7), 529–534. https://doi.org/10.1038/nclimate3329

83. Dowdy, A. J. (2020). Climatology of thunderstorms, convective rainfall and dry lightning environments in Australia. *Climate Dynamics* 54(5), 3041-3052. https://doi.org/10.1007/s00382-020-05167-9

84. Fromm, M., Lindsey, D.T., Servranckx, R., Yue, G., Trickl, T., Sica, R. *et al*. (2010). The untold story of pyrocumulonimbus. *Bulletin of the American Meteorological Society* 91(9),1193-1210. https://doi.org/10.1175/2010BAMS3004.1

85. Dowdy, A.J., Fromm, M.D and McCarthy, N. (2017). Pyrocumulonimbus lightning and fire ignition on Black Saturday in southeast Australia. *Journal of Geophysical Research: Atmospheres* 122(14), 7342-7354. https://doi.org/10.1002/2017JD026577

86. Dowdy, A.J. and Pepler, A. (2018). Pyroconvection risk in Australia: Climatological changes in atmospheric stability and surface fire weather conditions. *Geophysical Research Letters* 45(4), 2005-2013. https://doi.org/10.1002/2017GL076654

87. Kablick III, G., Fromm, M., Miller, S., Partain, P., Peterson, D., Lee, S. *et al.* (2018). The Great Slave Lake pyroCb of 5 August 2014: Observations, simulations, comparisons with regular convection, and impact on UTLS water vapor. *Journal of Geophysical Research: Atmospheres* 123(21), 12-332. https://doi.org/10.1029/2018JD028965

88. Peterson, D.A., Campbell, J.R., Hyer, E.J., Fromm, M.D., Kablick, G.P., Cossuth, J.H. *et al.* (2018). Wildfire-driven thunderstorms cause a volcano-like stratospheric injection of smoke. *NPJ Climate and Atmospheric Science* 1(1), 1-8. https://doi.org/10.1038/s41612-018-0039-3

89. Zuev, V.V., Gerasimov, V.V., Nevzorov, A.V. and Savelieva, E.S. (2019). Lidar observations of pyrocumulonimbus smoke plumes in the UTLS over Tomsk (Western Siberia, Russia) from 2000 to 2017. *Atmospheric Chemistry and Physics* 19(5), 3341-3356. https://doi.org/10.5194/acp-19-3341-2019

90. Di Virgilio, G., Evans, J.P., Blake, S.A., Armstrong, M., Dowdy, A.J., Sharples, J. *et al.* (2019). Climate change increases the potential for extreme wildfires. *Geophysical Research Letters* 46(14), 8517-8526. https://doi.org/10.1029/2019GL083699

91. Clarke, H., Pitman, A.J., Kala, J., Carouge, C., Haverd, V. and Evans, J. (2016). An investigation of future fuel load and fire weather in Australia. *Climatic Change* 139(3), 591-605. https://doi.org/10.1007/s10584-016-1808-9

92. Haverd, V., Smith, B., Canadell, J.G., Cuntz, M., Mikaloff-Fletcher, S., Farquhar, G. *et al.* (2020). Higher than expected CO2 fertilization inferred from leaf to global observations. *Global Change Biology*, 26(4), 2390-2402. https://doi.org/10.1111/gcb.14950

93. Mondal, P. and McDermid, S.S. (2021). Editorial for Special Issue: "Global Vegetation and Land Surface Dynamics in a Changing Climate". *Land* 10(1), 45. https://doi.org/10.3390/land10010045

94. Moreira, F., Ascoli, D., Safford, H., Adams, M.A., Moreno, J.M., Pereira, J.M.C. *et al.* (2020). Wildfire management in Mediterranean-type regions: paradigm change needed. *Environmental Research Letters* 15(1), 011001. https://doi.org/10.1088/1748-9326/ab541e

95. Ingalsbee, T. (2017). Whither the paradigm shift? Large wildland fires and the wildfire paradox offer opportunities for a new paradigm of ecological fire management. *International Journal of Wildland Fire*, 26(7), 557-561. https://doi.org/10.1071/WF17062

96. Hugelius, G., Loisel, J., Chadburn, S., Jackson, R.B., Jones, M., MacDonald, G. *et al.* (2020). Large stocks of peatland carbon and nitrogen are vulnerable to permafrost thaw. *Proceedings of the National Academy of Sciences* 117(34), 20438-20446. https://doi.org/10.1073/pnas.1916387117

97. Yanagiya, K. and Furuya, M. (2020). Post-Wildfire Surface Deformation Near Batagay, Eastern Siberia, Detected by L-Band and C-Band InSAR. *Journal of Geophysical Research: Earth Surface* 125(7), e2019JF005473. https://doi.org/10.1029/2019JF005473

98. Lenton, T.M., Held, H., Kriegler, E., Hall, J.W., Lucht, W., Rahmstorf, S. and Schellnhuber, H.J. (2008). Tipping elements in the Earth's climate system. *Proceedings of the National Academy of Sciences* 105(6), 1786-1793. https://doi.org/10.1073/pnas.0705414105

99. Steffen, W., Rockström, J., Richardson, K., Lenton, T.M., Folke, C., Liverman, D. *et al.* (2018). Trajectories of the Earth System in the Anthropocene. *Proceedings of the National Academy of Sciences* 115(33), 8252-8259. https://doi.org/10.1073/pnas.1810141115

100. Gatti, L.V., Basso, L.S., Miller, J.B., Gloor, M., Gatti Domingues, L., Cassol, H.L. *et al.* (2021). Amazonia as a carbon source linked to deforestation and climate change. *Nature* 595(7867), 388-393. https://doi.org/10.1038/s41586-021-03629-6

101. Rodríguez-Trejo, D. A., Martínez-Hernández, P. A., Ortiz-Contla, H., Chavarría-Sánchez, M. R. and Hernandez-Santiago, F. (2011). The present status of fire ecology, traditional use of fire, and fire management in Mexico and Central America. *Fire Ecology* 7(1), 40-56. https://doi.org/10.4996/fireecology.0701040

102. Sletto, B. (2008). The knowledge that counts: institutional identities, policy science, and the conflict over fire management in the Gran Sabana, Venezuela. *World Development* 36(10), 1938-1955. https://doi.org/10.1016/j.worlddev.2008.02.008

103. Bilbao, B., Mistry, J., Millán, A. and Berardi, A. (2019). Sharing Multiple Perspectives on Burning: Towards a Participatory and Intercultural Fire Management Policy in Venezuela, Brazil, and Guyana. *Fire* 2(3), 39. https://doi.org/10.3390/fire2030039

104. Australia, Commonwealth of Australia (2018). Carbon Credits (Carbon Farming Initiative – Savanna Fire Management – Emissions Avoidance) Methodology Determination. https://www.industry.gov.au/regulations-and-standards/methods-for-the-emissions-reduction-fund/savanna-fire-management-emissions-avoidance-method

105. Schmidt, I.B., Moura, L.C., Ferreira, M.C., Eloy, L., Sampaio, A.B., Dias, P.A. *et al.* (2018). Fire management in the Brazilian savanna: First steps and the way forward. *Journal of Applied Ecology* 55(5), 2094-2101. https://doi.org/10.1111/1365-2664.13118

106. Berlinck, C.N. and Batista, E.K. (2020). Good fire, bad fire: It depends on who burns. *Flora* 268, 151610. https://doi.org/10.1016/j.flora.2020.151610

107. de Moraes Falleiro, R., Steil, L., de Oliveira, M.S., Lando, I., Machado, L.D.O.R., Cunha, A.M.C. *et al.* (2021). Histórico, Avaliação, Oportunidades e Desafios do Manejo Integrado do Fogo nas Terras Indígenas Brasileiras. *Biodiversidade Brasileira - BioBrasil* (2), 75-98. https://revistaeletronica.icmbio.gov.br/BioBR/article/view/1742

108. Government of Brazil (2021). Ibama contrata mais de 1,5 mil brigadistas, o equivalente a 89,8% do previsto no edital. 22 September 2021. https://www.gov.br/pt-br/noticias/meio-ambiente-e-clima/2021/09/ibama-contrata-mais-de-1-5-mil-brigadistas-o-equivalente-a-89-8-do-previsto-no-edital. Accessed 12 January 2022

109. Bello, O., Bustamante, A. and Pizarro, P. (2021). Planning for disaster risk reduction within the flamework of the 2030 Agenda for Sustainable Development. *Project Documents* (LC/TS.2020/108), Santiago, Economic Commission for Latin America and the Caribbean (ECLAC). https://repositorio.cepal.org/bitstream/handle/11362/46639/1/S2000452_en.pdf

110. Douglas K. Bardsley, Thomas A.A. Prowse & Caren Siegfriedt (2019). Seeking knowledge of traditional Indigenous burning practices to inform regional bushfire management. *Local Environment* 24:8, 727-745, https://doi.org/10.1080/13549839.2019.1640667

111. Paveglio, T.B. (2021). From Checkers to Chess: Using Social Science Lessons to Advance Wildfire Adaptation Processes. *Journal of Forestry*, 119(6), 618-639. https://doi.org/10.1093/jofore/fvab028

112. United States of America, National Aeronautics and Space Administration. (2022). Fire Information for Resource Management System. https://firms.modaps.eosdis.nasa.gov/. Accessed 4 February 2022.

113. RedLaTIF (2021). Red Latinoamericana de Teledetección e Incendios Forestales. http://www.redlatif.org/en/. Accessed 10 December 2021.

114. Instituto Nacional de Pesquisas Espaciais (2021). Situação Atual, 9 December. https://queimadas.dgi.inpe.br/queimadas/portal-static/situacao-atual. Accessed 9 December 2021.

115. South Africa, Department of Forestry, Fisheries, and the Environment (2021). Working on Fire. https://www.dffe.gov.za/projectsprogrammes/workingonfire

116. AFAC (2018). Fire and Emergency Services and Climate Change. Position Version 1.0, 24 October 2018. https://www.afac.com.au/docs/default-source/doctrine/afac-position-fire-and-emergency-services-and-climate-change.pdf

117. Australia, Department of Home Affairs (2018). *National Disaster Risk Reduction Framework*. https://www.homeaffairs.gov.au/emergency/files/national-disaster-risk-reduction-framework.pdf

118. Westcott, R., Ronan, K., Bambrick, H. and Taylor, M. (2020). Natural hazards and adaptive response choices in a changing climate: Promoting bushfire preparedness and risk reduction decision-making. *Social Sciences & Humanities Open* 2(1), 100065. https://doi.org/10.1016/j.ssaho.2020.100065

119. Wunder, S., Calkin, D.E., Charlton, V., Feder, S., de Arano, I.M., Moore, P. *et al.* (2021). Resilient landscapes to prevent catastrophic forest fires: Socioeconomic insights towards a new paradigm. *Forest Policy and Economics* 128, 102458. http://dx.doi.org/10.1016/j.forpol.2021.102458

120. Australian Institute for Disaster Resilience (2021). AIDR Service Statement 2021-2025 - Our approach. https://www.aidr.org.au/media/8807/aidr-approach-2021-25_2021-07-13_v11_digital.pdf

Graphic references

Areas burned by fires in the last two decades

Angola

Catarino, S., Romeiras, M.M., Figueira, R., Aubard, V., Silva, J.M.N. and Pereira, J.M.C. (2020). Spatial and Temporal Trends of Burnt Area in Angola: Implications for Natural Vegetation and Protected Area Management. *Diversity*, 12, 307. https://doi.org/10.3390/d12080307

Australia

Canadell, J.G., Meyer, C.P., Cook, G.D., Dowdy, A., Briggs, P.R., Knauer, J. *et al.* (2021). Multi-decadal increase of forest burned area in Australia is linked to climate change. *Nature Communications* 12, 6921. https://doi.org/10.1038/s41467-021-27225-4

Bolivia

Heyer, J.P., Power, M.J., Field, R.D. and van Marle, M.J. (2018). The impacts of recent drought and fire in lowland Bolivia on forest loss and regional smoke emissions. *Biogeosciences*. https://doi.org/10.5194/bg-2017-462

Brazil

Le Stradic, S. and Buisson, E. (2021). Restoring savannas and tropical herbaceous ecosystems, Encyclopedia of the Environment: The Cerrado biome. https://www.encyclopedie-environnement.org/en/zoom/cerrado-biome/

Schmidt, I.B. and Eloy, L. (2020). Fire regime in the Brazilian Savanna: Recent changes, policy and management. *Flora* 268, 151613. https://doi.org/10.1016/j.flora.2020.151613

Canada

Veraverbeke, S., Rogers, B., Goulden, M., Jandt, R.R., Miller, C.E., Wiggins, E.B. *et al.* (2017) Lightning as a major driver of recent large fire years in North American boreal forests. *Nature Climate Change* 7, 529–534. https://doi.org/10.1038/nclimate3329

Chile

McWethy, D.B., Pauchard, A., Garcı´a, R.A., Holz, A., Gonza´lez, M.E., Veblen, T.T. *et al.* (2018) Landscape drivers of recent fire activity (2001-2017) in south-central Chile. *PLoS ONE* 13(8):e0201195. https://doi.org/10.1371/journal.pone.0201195

Mexico

Zúñiga-Vásquez, J.M., Cisneros-González, D. and Pompa-García, M. (2017). Drought regulates the burned forest areas in Mexico: the case of 2011, a record year. *Geocarto International* 34, 1–14. https://doi.org/10.1080/10106049.2017.1415986

Paraguay

Chen, Y., Morton, D.C., Jin, Y., Collatz, G.J., Kasibhatla, P.S., van der Werf, G.R. *et al.* (2013). Long-term trends and interannual variability of forest, savanna and agricultural fires in South America. *Carbon Management*, 4(6), 617-638. https://doi.org/10.4155/cmt.13.61

Russia 2003

Forkel, M., Thonicke, K., Beer, C., Cramer, W., Bartalev, S. and Schmullius, C. (2012). Extreme fire events are related to previous-year surface moisture conditions in permafrost-underlain larch forests of Siberia. *Environmental Research Letters*, 7(4), 044021. https://doi.org/10.1088/1748-9326/7/4/044021

Ponomarev E.I., Kharuk, V.I. and Ranson, K.J. (2016). Wildfires Dynamics in Siberian Larch Forests. *Forests*, 7(6), 125. https://doi.org/10.3390/f7060125

Wildfires in the Anthropocene

What is a wildfire?

38. UNEP and GRID-Arendal (2021).

Wildfire and ecosystems

36. Bond and Keane (2017).

Keane R.E. (2019). Fire Ecology. In: Manzello S. (eds) Encyclopedia of Wildfires and Wildland-Urban Interface (WUI) Fires. Springer, Cham. https://doi.org/10.1007/978-3-319-51727-8_254-1

Types of wildfires

Keeley, J. E. (2012). Ecology and evolution of pine life histories. *Annals of Forest Science* 69, 445–453. https://doi.org/10.1007/s13595-012-0201-8

Pyne, S. (2010). The Ecology of Fire. *Nature Education Knowledge* 3(10):30. https://www.nature.com/scitable/knowledge/library/the-ecology-of-fire-13259892/

Xanthopoulos G. and Athanasiou, M. (2020). Crown Fire. In: Manzello S.L. (eds) Encyclopedia of Wildfires and Wildland-Urban Interface (WUI) Fires. Springer, Cham. https://doi.org/10.1007/978-3-319-52090-2_13

Fire-dependent plants

36. Bond and Keane (2017)

Keeley, J. E. (2012). Ecology and evolution of pine life histories. *Annals of Forest Science* 69, 445–453. https://doi.org/10.1007/s13595-012-0201-8

Keeley, J.E. and Fotheringham, C.J. (2000). Role of fire in regeneration from seed. In Fenner, M. (ed.), Seeds: the ecology of regeneration in plant communities. Chapter 13. CAB International. http://dx.doi.org/10.1079/9780851994321.0000

Where fires burn

15. Andela *et al.* (2019)

Giglio, L., Boschetti, L., Roy, D.P., Humber, M.L. and Justice, C.O. (2018). The Collection 6 MODIS burned area mapping algorithm and product. *Remote Sensing of Environment*, 217, 72-85. https://doi.org/10.1016/j.rse.2018.08.005

Fire regimes are changing

Changing fire regimes in selected biomes and Land-use change

35. Bowman *et al.* (2011)

36. Bond and Keane (2017)

42. Bowman *et al.* (2020)

Shlisky, A. (2007). Fire, ecosystems and people: Threats and strategies for global biodiversity conservation. Wildfire conference 2007, Seville, Spain. https://www.researchgate.net/publication/259657820

MapBiomas Project (2020). Collection 6 of the Annual Series of Land Use and Land Cover Maps of Brazil, 16 August. https://mapbiomas.org/infograficos-1?cama_set_language=en. Accessed 1 December 2021.

Souza, C.M. Jr., Shimbo, Z.J., Rosa, M.R., Parente, L.L., Alencar, A.A., Rudorff, B.F.T. *et al.* (2020). Reconstructing Three Decades of Land Use and Land Cover Changes in Brazilian Biomes with Landsat Archive and Earth Engine. *Remote Sensing* 12(17), 2735. https://doi.org/10.3390/rs12172735

NASA Earth Observatory (2022). What's behind California's surge of large fires? https://earthobservatory.nasa.gov/images/148908/whats-behind-californias-surge-of-large-fires

Fire and invasive species

44. Fusco et al. (2019)

Halofsky, J.E., Peterson, D.L. and Harvey, B.J. (2020). Changing wildfire, changing forests: the effects of climate change on fire regimes and vegetation in the Pacific Northwest, USA. *Fire Ecology*, 16, 4 https://doi.org/10.1186/s42408-019-0062-8

Hamilton, N.P., Yelenik, S.G., Durboraw, T.D., Cox, R.D. and Gill, N.S. (2021). Understanding Grass Invasion, Fire Severity, and *Acacia koa* Regeneration for Forest Restoration in Hawai'i Volcanoes National Park. *Land* 10, 962. https://doi.org/10.3390/land10090962

Pausas, J.G. and Keeley, J.E. (2014). Abrupt Climate-Independent Fire Regime Changes. *Ecosystems* 17, 1109–1120. https://doi.org/10.1007/s10021-014-9773-5

Climate change:
Fire weather is becoming more extreme

36. Bond and Keane (2017)

42. Bowman *et al*. (2020)

Keeley, J.E. and Syphard, A.D. (2016). Climate Change and Future Fire Regimes: Examples from California. *Geosciences*, 6(3):37. https://doi.org/10.3390/geosciences6030037

Rogers, B.M., Balch, J.K., Goetz, S.J., Lehmann, C.E.R. and Turetsky, M. (2020). Focus on changing fire regimes: interactions with climate, ecosystems, and society. *Environmental Research Letters*, 15(3), p.030201. https://doi.org/10.1088/1748-9326/ab6d3a

Lightning ignition

36. Bond and Keane (2017)

42. Bowman *et al*. (2020)

Kharuk, V.I., Ponomarev, E.I., Ivanova, G.A. Dvinskaya, M.L., Coogan, S.C.P. and Flannigan, M.D. (2021). Wildfires in the Siberian taiga. Ambio. https://doi.org/10.1007/s13280-020-01490-x

Veraverbeke, S., Rogers, B., Goulden, M., Jandt, R.R., Miller, C.E., Wiggins, E.B. *et al*. (2017). Lightning as a major driver of recent large fire years in North American boreal forests. *Nature Climate Change* 7, 529–534. https://doi.org/10.1038/nclimate3329

Fire-generated thunderstorms

Australia, National Environmental Science Programme (2020). Fire-generated thunderstorms and climate change in Australia. https://nespclimate.com.au/wp-content/uploads/2021/05/ESCC_Fire-Generated-Thunderstorms_Brochure.pdf

Impacts of extreme wildfires on the Earth's system

Atmospheric pollution

Lapere, R., Mailler, S. and Menut, L. (2021). The 2017 Mega-Fires in Central Chile: Impacts on Regional Atmospheric Composition and Meteorology Assessed from Satellite Data and Chemistry-Transport Modeling. *Atmosphere* 12, 344. https://doi.org/10.3390/atmos12030344

Changed albedo

42. Bowman *et al*. (2020)

de Magalhães, N., Evangelista, H., Condom, T., Rabatel, A. and Ginot, P. (2019). Amazonian biomass burning enhances tropical Andean glaciers melting. *Scientific Reports*, 9(1), 1-12. https://doi.org/10.1038/s41598-019-53284-1

Carbon sink turns into carbon source

42. Bowman *et al*. (2020)

Water pollution

Bladon, K.D., Emelko, M.B., Silins, U. and Stone, M. (2014). Wildfire and the future of water supply. *International Journal of Environmental Science and Technology* 48(16), 8936–8943. https://doi.org/10.1021/es500130g

Hauer, F.R. and Spencer, C.N. (1998). Phosphorus and nitrogen dynamics in streams associated with wildfire: a study of immediate and longterm effects. *International Journal of Wildland Fire* 8(4), 183-198. https://doi.org/10.1071/WF9980183

Yu, M., Bishop, T.F. and Van Ogtrop, F.F. (2019). Assessment of the decadal impact of wildfire on water quality in forested catchments. *Water* 11(3) 533. https://doi.org/10.3390/w11030533

Erosion

Bladon, K.D., Emelko, M.B., Silins, U. and Stone, M. (2014). Wildfire and the future of water supply. *International Journal of Environmental Science and Technology* 48(16), 8936–8943. https:/doi.org/10.1021/es500130g

Ocean fertilization

Tang, W., Llort, J., Weis, J., Perron, M.M.G., Basart, S., Li, Z. *et al*. (2021). Widespread phytoplankton blooms triggered by 2019–2020 Australian wildfires. *Nature*, 597(7876), 370–375. https://doi.org/10.1038/s41586-021-03805-8

Biodiversity loss

Halofsky, J.E., Peterson, D.L. and Harvey, B.J. (2020). Changing wildfire, changing forests: the effects of climate change on fire regimes and vegetation in the Pacific Northwest, USA. *Fire Ecology* 16(4), 1-26. https://doi.org/10.1186/s42408-019-0062-8

Species under threat of altered fire regimes

Kelly, L.T., Giljohann, K.M., Duane, A., Aquilué, N., Archibald, S., Batllori, E. *et al*. (2020). Fire and biodiversity in the Anthropocene. *Science*, 370(6519). https://doi.org/10.1126/science.abb0355

Phenology

Climate change is shifting the rhythm of nature

Author

Marcel E. Visser, Netherlands Institute of Ecology (NIOO-KNAW), Wageningen, The Netherlands

Reviewers

Elsa Cleland, University of California San Diego, USA
Gary Tabor, Center for Large Landscape Conservation, Montana, USA
Geetha Ramaswami, Nature Conservation Foundation, India
Jan van Gils, Royal Netherlands Institute for Sea Research, ‘t Horntje, The Netherlands
Kelly Ortega-Cisneros, University of Cape Town, South Africa
Leonor Patricia Cerdeira Morellato, Institute of Biosciences, São Paulo State University, Brazil
Rebecca Asch, Department of Biology, East Carolina University, USA
Shoko Sakai, Center for Ecological Research, Kyoto University, Japan
Yann Vitasse, Swiss Federal Research Institute, Switzerland

1. Timing is everything for ecosystem harmony

Timing is critical in the natural world. Birds' chicks must be hatched when there is food to nourish them, pollinators must be active when their host plants flower, and snow hares must change their colour from white to brown as the snow disappears. Phenology examines the timing of recurring life-cycle stages, driven by environmental forces, and how interacting species respond to changes in timing within an ecosystem.[1,2] Plants and animals often use temperature, daylength, the arrival of rains, or other physical changes as cues for the next stage in their seasonal cycle. When spring arrives earlier, many birds react by breeding sooner, matching the advanced emergence of food for their nestlings as temperatures warm. Because temperature is such a strong influence on these cues, phenological shifts over the past decades are among the most visible consequences of global climate change, at least in temperate and polar regions of the world.

Temperature is not the only environmental variable that affects phenology. At higher latitudes, another critical variable is photoperiod, or daylength, varying at different times of year.[3-5] While photoperiod itself is not affected by climate change, the degree to which temperature affects phenology can depend on it: in some systems, high temperatures will cue the next stage during a long photoperiod, but not during a shorter one.[3,6,7] At higher latitudes, some plants and insects also need a spell of low temperature, called winter chilling, to respond well to warmer temperatures once they arrive.[8-10] Some species depend on fire to cue life-cycle stages, such as fire-stimulated seed release from cones and seed germination.[11,12] An aquatic example is the influence of rain on river discharges that in turn influence the timing and duration of the migration of fishes, along with water temperature and photoperiod factors.[13-15]

Understanding phenology in tropical regions is more complicated than in regions that have clear annual seasonal cycles, due to less variations in temperature and daylight.[16-18] Tropical species show diverse phenological strategies, individuals within a population may not synchronize, and cycles can be shorter than 12 months. Different factors, including rain, drought, moisture availability and abundant exposure to sunlight, can trigger the next life-cycle stage in tropical regions.[17-21]

A major concern with phenological changes in response to climate change is that not all interdependent species in a particular ecosystem shift in the same direction or at the same rate.[16,22-26] The reason for varying shifts is that each organism is sensitive to different environmental drivers, or shows different levels of sensitivity to a single environmental driver.[5,17,27,28] Within food chains, plants may shift their development more quickly than animals that feed on them, leading to phenological mismatches. Detailed studies on various life-cycle stages across a wide range of plant and animal species have detected significant phenological mismatches.[16,22,30-34] These mismatches between predator and food source within a food web will affect individuals' growth, reproduction and survival rates, with eventual repercussions for whole populations and ecosystems.

Image credit: Meyers Lexicon book from 1908 and Nicku / Shutterstock.com.

Phenology in the tropics

A key feature of tropical climates is the lack of distinct seasonal temperature variations.[18] In contrast, changes in rainfall and the switch between dry and wet seasons define clearer phases within annual cycles of the tropics.[16,18] The frequency and intensity of rainfall, or its absence, is a crucial driver of phenological changes in tropical plants, as well as sunlight, humidity, and the subtle temperature changes.[16-21] Given the high species diversity in tropical ecosystems, phenological responses to those drivers are various and complex, within species and communities.[19,35]

Rainfall patterns in tropical regions are highly influenced by the El Niño/La Niña Southern Oscillation (ENSO), characterized by its alternating warm and cool phases of sea surface temperature in the equatorial Pacific Ocean.[36] These anomalies occur every 2-7 years and typically last for 9-12 months.[36] Tropical plant communities respond to ENSO events, such as El Niño-induced mass flowering or drought-affected fruiting.[17,18,20,37] More frequent and more intense extreme weather events, delivered by ENSO and climate change, are likely to further disrupt the timing of leafing, flowering and fruit production.[17,18] Such phenological changes will have cascading effects on dependent herbivores, nectarivores and frugivores, as well as other functional groups within the ecosystems.[17,19] Long-term observations of phenological change in the tropics are still scarce, and predicting the magnitude of phenological shifts and mismatches remains a challenge.[18]

Blooming of cherry blossom over 1,200 years

Trendline is 50-year moving average

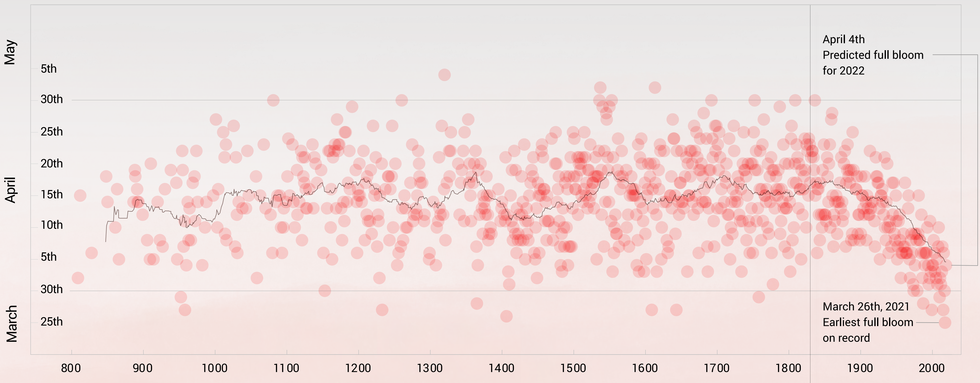

Data source:
Historical data courtesy of Dr. Yasuyuki Aono, Osaka Prefecture University, Japan, available at http://atmenv.envi.osakafu-u.ac.jp/aono/kyophenotemp4/

Data from 1950 courtesy of Japan Meteorological Agency, available at http://www.data.jma.go.jp/sakura/data/index.html

The blooming of cherry blossom (*Prunus jamasakura*) marks the arrival of springtime in Japan and is central to Japanese culture. Celebration of cherry blossom has been traced back to around 712 A.D.[38] Phenological observations in Kyoto have been historically recorded in old diaries and chronicles.[39-41] Researchers have assembled a phenological data series of full-flowering dates of cherry blossom from these documents, dating back as early as 812 A.D.[39-41]

Over 1,200 years, the full-flowering dates started as early as late March and as late as early May.[42]

Blossoming has advanced progressively to earlier dates since 1830s, which also coincided with rising temperatures based on meteorological observations, with the bias effects of urban heat already eliminated.[41,42]

2. Disruption in ecosystem harmony

Shifts in phenology due to climate change have been detected at a variety of stages: reproduction, flowering, leaf-out, onset of larval development, moult, hibernation, migration, and others. Supporting data come from studies comparing phenological shifts among large sets of species – plants, insects, fish, amphibians, birds and mammals, for which phenological events have been recorded over the long term through observations in both hemispheres.[16,23,29-33,43-51] Researchers have also tracked an increasing probability of phenological mismatches across multiple regions, including through 10,000 data sets on plants and animals across the United Kingdom, terrestrial species in the Alps, over 1,200 time series of phenological trends in the southern hemisphere, and marine species across different oceans, among others.[16,19,23,32,43,51]

Identifying shifts, tracking trends

In the early 2000s, researchers published a few pioneering broad-scale assessments of phenological shifts that became models for ongoing work.[22,29,30] A synthesis of those databases indicate that the life stages of 203 plant and animal species advanced by about 2.8 days per decade.[30] Since then, additional ecosystems and biomes have been assessed for phenological trends. The visualization below presents the observed phenological shifts within taxonomic groups tracked in recent assessments.[31-33,49]

Each circle represents a quantified rate of phenological response of a particular species as it shifts a life-cycle stage to earlier or later by a number of days per decade. Circles appear as overlapping when two or more species in the same taxonomic group shift at similar rates.

See page 57 for complete references.

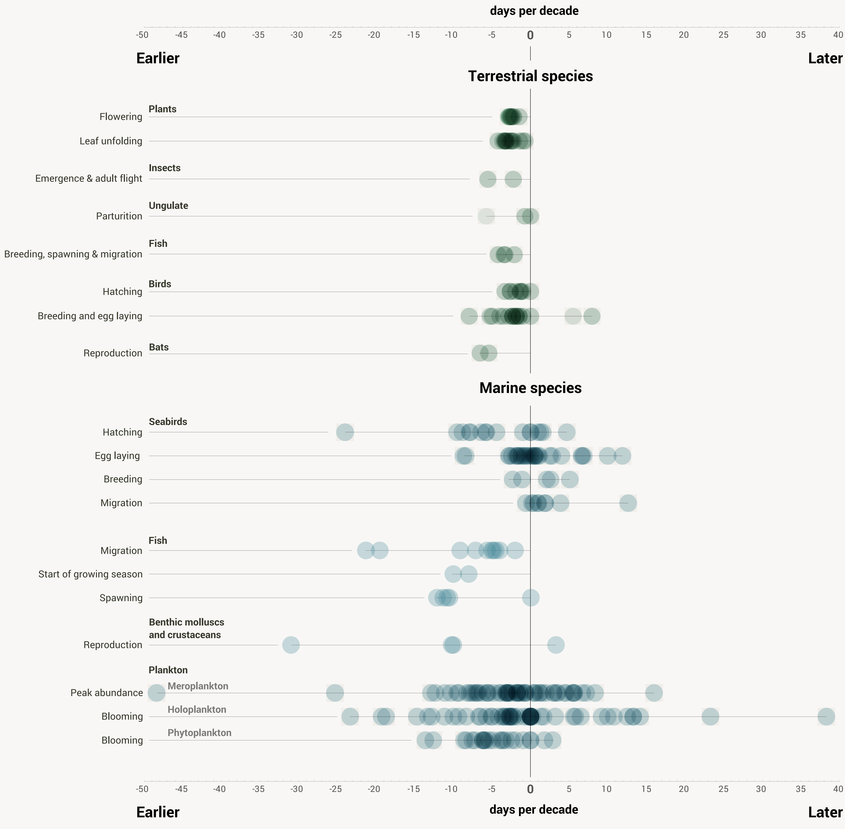

Hungry birds and early caterpillars

A long-standing, well-known example of phenological mismatch is between the great tit (*Parus major*) and its caterpillar food.[54,55] This small hole-nesting songbird is found across Asia and Europe and produces unusually large broods. The parents must provide large amounts of nourishment for fast-growing nestlings in the 18 days it takes for their full development. Adults may deliver caterpillars at the rate of almost one per minute during that period.[72] To ensure this level of food supply, the birds use temperature as a cue to time their breeding so the nestlings arrive at the peak abundance of caterpillars on oak trees. For similar reasons, the hatching of caterpillar eggs is timed with the emergence of oak trees' young foliage.[73]

Field observations show varying phenological responses in these two interacting species across different sites.[54,55,74,75] The great tit population in the Netherlands has advanced its egg-laying in response to warming trends, but the shift is not enough to match the peak of the caterpillar population.[54,55,74] Forecasts indicate that the caterpillars' phenology will continue to advance faster than the birds' in the coming decades, further increasing the mismatch.[76] In contrast, a 47-year population study in the United Kingdom found that both birds and caterpillars shift their timing at approximately the same rate, keeping the interaction in synchrony.[75] Similar results were found in Belgium and the Czech Republic.[77,78] These findings demonstrate the complexity in phenological responses among species and populations in different environments.[27,80]

Studies on birds provide ample evidence of mismatches affecting successful breeding. Species such as pied flycatchers (*Ficedula hypoleuca*) and great tits (*Parus major*) need their chicks to hatch when their normal food supply of caterpillars is most abundant.[52-55] This peak food-supply period is short, covering only a few weeks, so the correct timing is crucial. Other birds, like the common murres (*Uria aalge*), need to precisely time their reproduction to the inshore migration of their main prey, small forage fish.[56]

Within the annual cycle, different life stages need to synchronize. For migratory species, annual cycles involve stages of moving to breeding grounds, reproducing, moulting and returning to wintering grounds. Some life-cycle stages, like reproduction, are highly temperature-sensitive. With warming temperatures, reproductive phenology is shifting, while other stages, like moult, are more sensitive to photoperiods, so they are not occurring in synchrony.[57,58]

Phenological responses differ throughout marine ecosystems and seasonal cycles, leading to mismatches between species and among groups in the food web.[31,32,43,59] Research shows that phenological responses to climate change happen faster in marine environments than on land.[31,32] The different marine groups, from plankton to higher-up predators, all shift their phenology at different rates, indicating that climate change can cause mismatches in whole oceanic communities as well.[31,32,60,61]

Differences in the rates of phenological responses to warming across terrestrial, freshwater and marine ecosystems could ultimately affect species that depend on different ecosystems to host phenological transitions to the next life-cycle stage. Examples include fish that migrate between marine and freshwater ecosystems, and many insects, amphibians and birds whose life-cycle stages depend on both terrestrial and aquatic ecosystems.[24,62-64] Mismatched phenological shifts could cause widespread food-web disruptions and ecological consequences.[26]

While phenological responses to climate change are well-documented, remaining questions about links to populations and consequences for ecosystems deserve greater attention.[34,51] In the Arctic, after snowmelt, the vegetation that caribou (*Rangifer tarandus*) mothers and calves depend on has advanced significantly due to higher temperatures. Now caribou calves are born too late, leading to a 75 per cent decrease in offspring.[65] In roe deer (*Capreolus capreolus*), the increased mismatch between birth date and food availability also decreases calves' survival chances.[66]

Asynchronous changes in the phenology of a broad range of interacting species have the potential to disrupt the functioning of whole ecosystems and the provision of ecosystem services on which human systems depend.[34,61] Shifts in the phenology of commercially important marine species and their prey have significant consequences for all aspects of fisheries.[47,67-69] Phenological responses in crops to seasonal variations will be challenging food production in the face of climate change. For example, fruit trees that bloom early and then experience late-season frosts result in large economic losses for orchards.[70] Phenological shifts are already complicating climate-smart agricultural adaptation for major crops around the world.[71]

Incredible journeys:

The challenge of mistimed migration

Migration is a behavioural adaptation to seasonality.[81] Periodic movements of animals between habitats allows them to optimize resources in multiple locations at different times of year. Migration is also necessary when seasonal air or water temperatures become unfavourable for breeding or rearing offspring. Most migratory species are therefore from high-latitude regions where changes in season and available resources are most marked.[81] Diverse species of insects, crustaceans, reptiles, fish and mammals migrate, and many cover remarkable distances. Some avian migrants nest in the high Arctic and escape its winter to lower latitudes; cetaceans migrate between the equator and polar feeding grounds; and migrating herbivorous mammals follow seasonal changes in vegetation across continents.[81,82]

Long-distance migrants are particularly vulnerable to phenological change caused by climate warming effects, which are not uniform across regions. Local climatic cues that normally trigger migration may no longer accurately predict conditions at both destination and stopover sites along the route. The challenge is even greater for migrants returning to polar regions where the speed and magnitude of climate change are greatest.[83,84] Consequently, many migratory species struggle to arrive when quality food is still abundant, weather is suitable for specific life-cycle stages, predation or competition pressure is lower, or parasites and pathogens are fewer.[34,81,85,86] Advancing spring phenology in high latitudes has caused increasing degrees of ecological mismatch for migratory species, with potential demographic consequences.[81,86,87]

Species have demonstrated the ability to modify their migratory behaviour, from adjusting the timing to changing routes and locations.[81,85,88,89] But their adaptive capacity in response to climate change is already compromised by other ongoing threats. Ecological degradation, fragmentation and loss of feeding, breeding and resting habitats, hunting, pollution, plus other hazards on long journeys, are threatening migratory species with increasing pressure to adapt to rapid environmental changes.[88,90]

Provisions to maximize adaptive potential and build resilience in species populations require a reduction in conventional threats and modification of existing conservation policies and strategies in light of climate change.[81,91] An extensive network of diverse critical sites and protected habitats could maximize the adaptation potential of migratory species.[88] It is also imperative to ensure and enhance the connectivity of land and marine habitats critical for dispersal, now and in the future.[88,92] Increasing habitat connectivity will help maintain adaptive genetic variation and population viability needed for species survival.

European migratory birds

Analysis of spring arrival times of 117 European migratory bird species over 5 decades suggests increasing levels of phenological mismatch to spring events. This has contributed to population decline in some migrants, particularly those wintering in sub-Saharan Africa.[87]

White stork *(Ciconia ciconia)*

The white stork is a long-lived migratory bird that overwinters throughout Africa.[93] They adapt their migratory timing to advance arrival at breeding grounds in different parts of Europe and nest early to avoid mismatch with food supply.

Early breeding exposes hatchlings to unfavourable conditions, such as strong wind and heavy rainfall. With extreme weather events expected to become more frequent under changing climate, white stork hatchling mortality may increase in the future.[94,95]

Monarch butterfly *(Danaus plexippus)*

The North American monarch butterfly is renowned for its 4,300 km journey between summer breeding grounds across southern Canada and northern United States, and overwintering sites in central Mexico.[96]

Shortened daylength and lower temperatures in autumn usually prompt them to fly south. Analysis over 29 years shows that they have delayed migration by 6 days/decade due to warmer-than-normal temperatures. Late-season migrants appear less likely to reach overwintering sites than those migrating earlier in the season, possibly from encountering mismatches in food availability along the way.[97]

Barnacle geese *(Branta leucopsis)*

Flocks of barnacle geese usually migrate from their wintering ground on North Sea coastlines to spring breeding grounds in northern Russia and Svalbard. Adjusting for climate changes, they have begun migrating earlier to avoid mismatches with food at destination, and to accelerate the journey, they tend to skip stopover feeding sites along the Baltic Sea.[98] Despite arriving early, they cannot lay until they have built sufficient reserves for egg production. Consequently, their goslings hatch late and often do not survive.

Sea turtles

A range of migratory sea turtles have responded to rising seawater temperatures by shifting their timing of nesting. Loggerhead sea turtles (*Caretta caretta*) are found to nest earlier, while leatherback sea turtles (*Dermochelys coriacea*) have delayed nesting.[99-102]

However, the observed shifts in nesting phenology are likely insufficient to track optimal environmental conditions.[101-103] Beach temperatures during incubation influence hatching success and directly determine the sex of hatchling – females are produced in higher temperatures. In a rapidly changing climate, hatching success and biased sex ratio will have implications for sea turtle populations.

Baleen whales

Most baleen whales migrate seasonally between low-latitude calving grounds and higher-latitude feeding grounds, where they prey on dense concentrations of krill or forage fishes.[85,104,105]

Many baleen species are known to shift migratory timings, depending on prey availability. In the past 27 years, fin and humpback whales have advanced their arrival by 1 day/year at the Gulf of St. Lawrence feeding grounds off eastern Canada. This is likely due to earlier ice break-up and rising sea surface temperature, which triggers earlier plankton bloom and influences prey abundance.[85] Shorter-distance migrants like fin whales may reduce migration due to temperature changes and less winter sea ice, but it is harder for long-distance migrants like humpback whales to correctly time their arrival for abundant prey.[85]

Colombia's Gorgona National Natural Park is an important breeding and calving ground for Eastern South Pacific humpback whales. Their arrival has shifted up to 1 month earlier over the last 3 decades. This is likely due to changes in sea ice formation in Antarctic feeding grounds affecting krill availability, and less prey being a cue to return to tropical waters.[105]

Eastern North Pacific blue whales are also known to alter migration, arriving at their feeding grounds off California approximately 42 days earlier than 10 years ago. This shift was associated with at least a 2°C increase in sea surface temperature, and the resultant krill abundance.[106]

Although phenotypic plasticity – the ability to adapt in response to changing environmental signals – allows these species to adjust migratory timings, modifying the timing of a life stage can negatively affect another within the annual life cycle. Remaining longer on feeding grounds can cut reproduction time, and vice versa.[106] Adaptation in human activities, including fisheries, maritime traffic, and exploratory seismic testing, is also needed to accommodate whales' changing sojourns within and outside protected areas.[105]

3. Evolving toward new synchronies

Climate change attribution for observed mismatches depends upon long-term research on the phenology of interacting species within an ecosystem. Long-term studies are essential, but the major challenge is proving causality. Climate change may influence temperatures and rainfall, but other factors may simultaneously influence species responses, such as land-use change, resource overexploitation, invasive species, and other ecological stressors. Uncertainty around causality can be partly addressed by minimizing variables: observing responses either in different locations, comparing populations in areas with a lot of warming to those with a little, or in different time periods, comparing populations in years with rapidly increasing temperatures to years with slower increases.[76,107] These approaches allow a better estimate of the specific effect of temperature increase on species' phenology, although they do not solve issues involving other environmental factors influenced by temperature. For instance, in many regions, precipitation patterns change dramatically with varying climatic conditions, altering the timing, frequency and intensity of rainy seasons.[108,109] As data accumulate, researchers realize that combinations of phenological mechanisms – temperature, photoperiod and precipitation, for instance – may need to align for the phenological cue to take effect.

A strong phenological shift in a population in response to environmental change indicates a large proportion of the individuals have the ability to change timing in the same direction, known as phenological plasticity.[110] Empirical evidence suggests that this plasticity is the main source of observed climate-related phenological shifts.[111] But individual or population plasticity may not be able to keep up with the rapid environmental changes we are experiencing.[112] Species also require genetic change to adapt successfully, which is more likely in species with short generation time, like insects, than in trees that regenerate over decades.[113] There are a handful of examples where genetic change, as a response to climate change, can be recognized as microevolution, mainly in insects and some birds.[114,115] Overall, genetic changes are happening at a much slower rate than the climate is changing.

Phenological microevolution, the process of natural selection where genetic changes shift the phenology of species to better fit the changed climate, most likely played an important role in species and ecosystem adaptation to past warming periods.[113] Still, as the rate of warming is much faster now – perhaps by as much as a factor of 100 – even microevolution will likely emerge too slowly for current rates of climate change.[116]

In practice, conservation and ecosystem management measures could be taken to encourage favourable conditions for microevolution.[117] One measure is to support and nurture the genetic diversity of populations, as this is the crucial prerequisite for microevolution and natural selection. Increasing ecological connectivity through habitat corridors would enable plant colonization and movement of animal species with novel genetic material within a particular ecosystem, promoting genetic diversity and increasing the chances of successful adaptation.[118]

Out of reach

The red knot (*Calidris canutus*) is a medium-sized shorebird in the sandpiper family. The global population is in decline and considered Near Threatened. The 6 subspecies of red knot migrate remarkably long distances from the high Arctic breeding grounds to wintering grounds across different continents.[119]

A subspecies, *Calidris canutus canutus,* breeds in central and northern Siberia, and migrates to warmer areas along the coast of Mauritania, notably Banc d'Arguin National Park. As the snow starts to melt, they mate and lay eggs. Red knot chicks feed on insects that seasonally emerge from thawing tundra permafrost, in preparation for the long voyage to Africa.[120]

In the last 3 decades, snowmelt duration in the high Arctic has progressively advanced by 0.5 days/year, resulting in the early emergence and abundance of insects. This shift in insect phenology causes a series of consequences for the red knots in later life stages.[120,121]

Since the birds have not adjusted their breeding phenology, offspring miss the peak of their food abundance. Poor food resources mean poor growth. Juvenile red knots become smaller and have shorter bills during summers with early snowmelt.[120]

Once in West Africa, their main food source changes to mollusc buried in intertidal sediments. These shorter-billed birds have less access to highly abundant bivalve species (*Loripes lucinalis*) buried deeper in the sediments. Instead, they can only consume shallowly buried rhizomes of seagrass (*Zostera noltii*) and rare species of bivalve (*Dosinia isocardia*).

This knock-on effect leads to increased mortality of the short-billed red knots, which demonstrates the complex implications of a mismatch in one location and one part of the life cycle with another part that takes place halfway across the globe.[120]



Note: The illustration is not drawn to scale.

4. Bridges to new harmonies

Phenological shifts can only be determined from long-term records. Data collection is conducted by scientific institutions, universities, governments, and NGOs. Initiatives such as the African Phenology Network, Australia's TERN project, India's SeasonWatch, the UK Nature's Calendar, and the USA National Phenology Network include observations by citizens to track plants, insects, birds and mammals. These comprehensive data sets allow scientists to single out species and locations most at risk. They also provide data for IPCC estimates of tolerable warming rates for ecosystems, underpinning governmental objectives to reduce global warming to limits set by the Paris Agreement.[122]

Phenological monitoring and citizen science

Farmers, gardeners and nature-lovers have been applying their understanding of phenological stages all around the world, for centuries. Regional and local networks allow participants to exchange knowledge and advice on diverse environments and ecosystems. With modern communication tools, identifying and tracking the development of plants and animals has become a common pastime in many countries.[123]

Formal phenological gardens contain a selected array of plants to monitor their responses to changing local conditions. Scientists working with national botanical gardens and other long-established efforts set up areas within those confines to grow the same selection of plants across different latitudes, longitudes and elevations, and collect data to compare phenological responses over time. These large-scale plant-behaviour observation systems offer data sets for other researchers to establish baselines and track trends for their own work.[124]

By studying the phenology and adaptive changes of keystone species, the collected data provide solid biological evidence of climate changes and adaptive responses from living collections that supports long-term monitoring of climate change biology.[125]

Less formal phenological gardens are an important teaching tool about the crucial timing in the life cycles of species, but they too must follow certain protocols for data quality. The Global Learning and Observations to Benefit the Environment (GLOBE) Program offers guidelines for thousands of participating schools in 125 countries.[126] After three decades, the GLOBE Program is now expanding its methods, protocols, and databases to also include citizen scientists' observations.[127] Citizen science contributions to phenological knowledge span from noting flowering dates in their gardens to observations of migrating herds for verifying aerial and satellite images.[128] An enduring citizen science project, the Christmas Bird Count initiated by the US National Audubon Society in 1900, covers most of North America and has provided solid data on the decline of bird populations over more than a century.[129]

A selection of phenology citizen science projects and activities

Global coverage

Earthdive

National coverage

Global Phenological Monitoring Programme

GLOBE Program Phenology Protocols

International Waterbird Census

WorldBirds

Regional coverage

The African Phenology Network

e-Butterfly

Hummingbird Conservation Network

International Phenological Gardens of Europe

MonarchWatch

Pan European Phenology Project

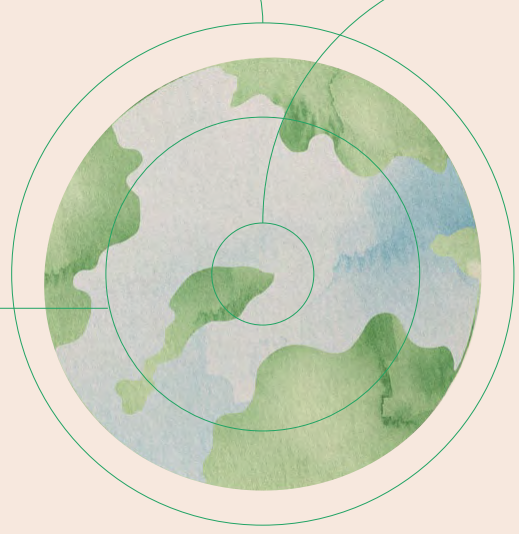

Centro de Informação en Saúde Silvestre

Chinese Phenological Observation Network

ClimateWatch, Australia

Farmers' Wildlife Calendar, Ireland

Nature Today, Netherlands

NatureWatch, Canada

Phaenonet, Switzerland

PhenoRangers, Switzerland

SeasonWatch, India

UK Environmental Change Network

USA National Phenology Network

Phenological shifts and mismatches, attributed to climate change, have been affecting agricultural ecosystem services for decades.[1,71,130-132] To ameliorate problems of advanced growing seasons, growing stages curtailed by heat or drought, and other climate-change repercussions, farmers have been selecting more climate-resilient cultivars.[133] Adopting new techniques, trying new seeds, sharing seed banks, and exploiting extension services are all aspects of climate-smart agriculture, promoted by the Food and Agriculture Organization of the United Nations, many NGOs, and national and sub-national agencies.[134]

Limited research has studied how phenological shifts and mismatches affect natural resource management and biodiversity conservation, with managers often unclear on how to incorporate the data into practice.[135,136] Phenological data could inform climate response, optimize implementation of monitoring, and support climate change vulnerability assessment.[135] This is especially important in less-studied areas, such as many southern hemisphere locations.[18,19] Managers need to consider how phenological changes affect their current strategies. For example, fisheries managers typically survey fish populations annually, targeting dates when populations were most abundant in an area historically. Phenological shifts could result in surveys conducted at the wrong time of the year, which would skew population estimates and catch allowances.[60]

Recent reviews of multiple specific case studies have mapped out examples of phenology, phenological shifts, and phenological mismatches in extended coverage.[27,32,33,49] This wider perspective considering larger numbers of species, ecosystems and regions and diverse phenological mechanisms at work can inform the approaches needed to help human communities and ecosystems adapt to climate-changed conditions.

Larger-scale efforts to strengthen the integrity of biological diversity will build resilience and adaptability throughout ecosystems.[137] Rehabilitating habitats, building habitat corridors to enhance ecological connectivity and genetic diversity, adjusting protected-area boundaries as species' ranges shift, and conserving biodiversity in productive landscapes are all necessary immediate management interventions.[138,139]

In conclusion, anthropogenic climate change leads to phenological shifts in both terrestrial and aquatic ecosystems. These shifts can lead to mismatches, with major consequences for individuals, populations, communities and whole ecosystems. Climate change is accelerating too quickly for many species to adapt through their natural phenological capacity.[140] Preserving the integrity of functioning biological diversity, ending habitat destruction, and pursuing ecosystem restoration will bolster the natural systems upon which we depend. However, without continued efforts to drastically reduce greenhouse gas emissions, these conservation measures will only delay the loss of those essential ecosystem services. For species and ecosystems to match accelerated rhythms set by climate change, time and opportunity to achieve new harmonies will be needed.

Food production and phenology

All season-dependent activities are inherently risky, from hot spells causing a poor wheat harvest or marine heatwaves affecting local fish stocks, to unseasonal weather impinging on travel and tourism. But food production is the most critical socioeconomic activity affected by phenological shifts as climate change accelerates.[2]

Warming trends have shifted the phenological stages of a variety of staple crops over decades and across continents.[71,141-145] The change in growth stages has consequences on crop yields and quality.[144-147] The shifts have been observed in crops ranging from cereals such as barley, maize, rice, rye, sorghum, soybean and wheat, to cotton, grapevines, and fruit trees such as apple, cherry, pear and mango.[71,143,148-154] At the same time, crop management decisions on sowing date and cultivar choice have direct effects on crop phenology.[71,155] They are often used as adaptation strategies to counteract climate-induced phenological changes.[71]

With the constant introduction of new varieties and variations in the sowing calendar, farming practices and climate have a combined influence on diverse changes in crop phenology.[71,151,155-160]

Many highly productive regions suffer more frequent, extreme climate-related events that also interfere with critical growth stages.[161] Climate-scenario crop models project that many global regions will experience reductions in yields, with additional challenges from soil degradation, unsustainable farming, pests, and water scarcity.[162]

Adaptation practices focus on implementing sustainable management, including organic fertilizer use, combining legumes with grasses, optimizing irrigation, breeding plants selectively, and choosing more resilient cultivars.[71] Projections of agricultural productivity often incorporate adaptation to climate change in their predictions, with the call for more observational evidence on the effectiveness of adaptation practices.[161]

Fisheries

Successful growth to maturity and production of fish stocks is strongly affected by any climate-induced changes to the phenology and distribution of both fish and prey.[67] For many marine fish species, spawning phenology is sensitive to temperature cues.[69,163] Spawning time, subsequent transport of fish larvae during the planktonic stage, and abundance of suitable food are critical factors for early development and survival.[43,67,164,165] Reduced survival at early life stages leads to fewer additions to the adult stock.[59] Changes in the timing of reproduction and migration and resulting phenological mismatches with prey availability have been observed in and projected for species that are important to inland and marine fisheries in some regions.[166]

Shifting species' phenologies and environmental conditions under climate change present challenges for fisheries management.[166] With observed shifts in timing of critical life stages and geographic distribution, common practices used by fisheries authorities, such as closed fishing seasons and areas, may not provide adequate protection.[59,163,166] Management measures and restrictions should consider existing and emergent critical habitats, and changes in spawning sites, nursery grounds and migratory corridors. An ecosystem-wide approach that is adaptive to both climate and environmental changes is essential for sustainable fisheries management within resilient ecosystems.[166]

Inland fisheries

Patterns of rainfall and snowfall altered by climate change affect the availability, quality and flow regime of fresh water. These are important phenological cues for species in freshwater habitats, and modifications in water flow and levels, as well as flood events, affect the timing of migration and spawning.[166-168]

Marine heatwaves

The 2012 intense marine heatwave warmed north Atlantic waters by 1-3°C, inducing a phenological response in lobsters and majorly affecting fisheries in the Gulf of Maine. Cued by rising temperatures, lobsters migrated inshore earlier, moulted faster, and reached legal fishing size sooner. The longer fishing season, overharvesting, and unmet market demand led to a price collapse.[169]

The Sardine Run

A seasonal mass migration of sardines (*Sardinops sagax*) from the temperate waters of the Agulhas Bank towards the sub-tropical waters off the northern coast of KwaZulu-Natal, South Africa, occurs annually. From May to July, the phenomenon attracts many opportunistic marine predators, as well as fishing activities and tourism.[170]

Records over 60 years show a progressive delay in arrival of sardines off Durban by 1.3 days/decade. This delay coincided with a change in the threshold thermal range for sardines as the 21°C isotherm shifted south.[170] If the shifting trends continue, the sardine run may no longer extend as far north, or the run may collapse in the long term, with implications for predators, fisheries and tourism.[170,171]

References

1. Lieth, H. (1974). Purposes of a Phenology Book. In *Phenology and Seasonality Modeling. Ecological Studies (Analysis and Synthesis)*. Lieth H. (ed.). Springer, Berlin, Heidelberg. Vol. 8. https://doi.org/10.1007/978-3-642-51863-8_1
2. Liang, L. (2019). Phenology. *Reference Module in Earth Systems and Environmental Sciences*. https://doi.org/10.1016/B978-0-12-409548-9.11739-7
3. Flynn, D.F.B. and Wolkovich, E.M. (2018). Temperature and photoperiod drive spring phenology across all species in a temperate forest community. *New Phytologist* 219(4), 1353-1362. https://doi.org/10.1111/nph.15232
4. Adole, T., Dash, J., Rodriguez-Galiano, V. and Atkinson, P.M. (2019). Photoperiod controls vegetation phenology across Africa. *Communications Biology,* 2, 391. https://doi.org/10.1038/s42003-019-0636-7
5. Ren, S., Vitasse, Y., Chen, X., Peichl, M. and An, S. (2022). Assessing the relative importance of sunshine, temperature, precipitation, and spring phenology in regulating leaf senescence timing of herbaceous species in China. *Agricultural and Forest Meteorology* 313, 108770. https://doi.org/10.1016/j.agrformet.2021.108770
6. Gienapp, P., Hemerik, L. and Visser, M.E. (2005). A new statistical tool to predict phenology under climate change scenarios. *Global Change Biology* 11(4), 600–606. https://doi.org/10.1111/j.1365-2486.2005.00925.x
7. Way, D.A. and Montgomery, R.A. (2014). Photoperiod constraints on tree phenology, performance and migration in a warming world. *Plant, Cell & Environment* 38(9), 1725-1736. https://doi.org/10.1111/pce.12431
8. Forrest, J.R.K. (2016). Complex responses of insect phenology to climate change. *Current Opinion in Insect Science* 17, 49-54. https://doi.org/10.1016/j.cois.2016.07.002
9. Marshall, K.E., Gotthard,K. and Williams, C.M. (2020). Evolutionary impacts of winter climate change on insects. *Current Opinion in Insect Science* 41, 54-62. https://doi.org/10.1016/j.cois.2020.06.003
10. Wang, H., Wang, H., Ge, Q. and Dai, J. (2020) The Interactive Effects of Chilling, Photoperiod, and Forcing Temperature on Flowering Phenology of Temperate Woody Plants. *Frontiers in Plant Science* 11(443), 1-12. https://doi.org/10.3389/fpls.2020.00443
11. Bowman, D.M.J.S., Kolden, C.A., Abatzoglou, J.T., Johnston, F.H., van der Werf, G.R., Flannigan, M. (2020). Vegetation fires in the Anthropocene. *Nature Reviews Earth & Environment* 1, 500–515. https://doi.org/10.1038/s43017-020-0085-3
12. Keeley, J.E. and Fotheringham, C.J. (2000). Role of fire in regeneration from seed. In *Seeds: the ecology of regeneration in plant communities*. Fenner, M. (Eds.). CABI. Chapter 14. 311-330. https://doi.org/10.1079/9780851994321.0311
13. Bailly, D., Agostinho, A.A. and Suzuki, H.I. (2008). Influence of the flood regime on the reproduction of fish species with different reproductive strategies in the Cuiabá River, Upper Pantanal, Brazil. *River Research and Applications* 24(9), 1218-1219. https://doi.org/10.1002/rra.1147
14. Arevalo, E., Maire, A., Tétard, S., Prévost, E., Lange, F., Marchand, F. *et al.* (2021). Does global change increase the risk of maladaptation of Atlantic salmon migration through joint modifications of river temperature and discharge? *Proceedings of the Royal Society B* 288(1964), 20211882. http://doi.org/10.1098/rspb.2021.1882
15. Teichert, N., Benitez, J.P., Dierckx, A., Tétard, S., De Oliveira, E., Trancart, T., Feunteun, E. and Ovidio, M. (2020). Development of an accurate model to predict the phenology of Atlantic salmon smolt spring migration. *Aquatic Conservation: Marine and Freshwater Ecosystems* 30(8), 1552-1565. https://doi.org/10.1002/aqc.3382
16. Chambers, L.E., Altwegg, R., Barbraud, C., Barnard, P., Beaumont, L.J. *et al.* (2013) Phenological Changes in the Southern Hemisphere. *PLOS ONE* 8(10), e75514. https://doi.org/10.1371/journal.pone.0075514
17. Butt, N., Seabrook, L., Maron, M., Law, B.S., Dawson, T.P., Syktus, J. *et al.* (2015). Cascading effects of climate extremes on vertebrate fauna through changes to low-latitude tree flowering and fruiting phenology. *Global Change Biology* 21(9), 3267-3277. https://doi.org/10.1111/gcb.12869
18. Sheldon, K.S. (2019). Climate Change in the Tropics: Ecological and Evolutionary Responses at Low Latitudes. *Annual Review of Ecology, Evolution, and Systematics* 50, 303–33. https://doi.org/10.1146/annurev-ecolsys-110218-025005

19. Morellato, L.P.C., Alberton, B., Alvarado, S.T., Borges, B., Buisson, E., Camargo, M.G.G. *et al.* (2016). Linking plant phenology to conservation biology. *Biological Conservation* 195, 60-72. https://doi.org/10.1016/j.biocon.2015.12.033

20. Ramaswami, G., Datta, A., Reddy, A., and Quader, S. (2018). Tracking phenology in the tropics and in India: the impacts of climate change. In *Biodiversity and Climate Change: An Indian Perspective*. Bhatt, J.R., Das, A. and Shanker, K. (eds.). 45-69. New Delhi: Ministry of Environment, Forest and Climate Change, Government of India. https://www.ncf-india.org/other/1116

21. Sakai, S. and Kitajima, K. (2019). Tropical phenology: Recent advances and perspectives. *Ecological Research*, 34(1), 50-54. https://doi.org/10.1111/1440-1703.1131

22. Parmesan, C. and Yohe, G. (2003). A globally coherent fingerprint of climate change impacts across natural systems. *Nature* 421(6918), 37-42. https://doi.org/10.1038/nature01286

23. Thackeray, S.J., Sparks, T.H., Frederiksen, M., Burthe, S., Bacon, P.J., Bell, J.R. *et al.* (2010). Trophic level asynchrony in rates of phenological change for marine, freshwater and terrestrial environments. *Global Change Biology* 16(12), 3304-3313. https://doi.org/10.1111/j.1365-2486.2010.02165.x

24. Donnelly, A., Caffarra, A. and O'Neill, B.F. (2011). A review of climate-driven mismatches between interdependent phenophases in terrestrial and aquatic ecosystems. *International Journal of Biometerology* 55(6), 805-817. https://doi.org/10.1007/s00484-011-0426-5

25. Stevenson, T.J., Visser, M.E., Arnold, W., Barrett, P., Biello, S., Dawson, A. *et al.* (2015). Disrupted seasonal biology impacts health, food security and ecosystems. *Proceedings of the Royal Society B: Biological Sciences* 282(1817), 20151453. https://doi.org/10.1098/rspb.2015.1453

26. Kharouba, H.M., Ehrlén, J., Gelman, A., Bolmgren, K., Allen, J.M., Travers, S.E. and Wolkovich, E.M. (2018). Global shifts in the phenological synchrony of species interactions over recent decades. *Proceedings of the National Academy of Sciences of the United States of America* 115(20), 5211–5216. https://doi.org/10.1073/pnas.1714511115

27. Chmura, H.E., Kharouba, H.M., Ashander, J., Ehlman, S.M., Rivest, E.B. and Yang, L.H. (2019). The mechanisms of phenology: the patterns and processes of phenological shifts. *Ecological Monographs* 89(1), e01337. https://doi.org/10.1002/ecm.1337

28. Stemkovski, M., Pearse, W.D., Griffin, S.R., Pardee, G.L., Gibbs, J., Griswold, T. *et al.* (2020). Bee phenology is predicted by climatic variation and functional traits. *Ecology Letters* 23(11), 1589-1598. https://doi.org/10.1111/ele.13583

29. Root, T.L., Price, J.T., Hall, K.R., Schneider, S.H., Rosenzweig, C. and Pounds, J.A. (2003). Fingerprints of global warming on wild animals and plants. *Nature* 421(6918), 57-60. https://doi.org/10.1038/nature01333

30. Parmesan, C. (2007). Influences of species, latitudes and methodologies on estimates of phenological response to global warming. *Global Change Biology* 13(9), 1860–1872. https://doi.org/10.1111/j.1365-2486.2007.01404.x

31. Poloczanska, E.S., Brown, C.J., Sydeman, W.J., Kiessling, W., Schoeman, D.S., Moore, P.J. *et al.* (2013). Global imprint of climate change on marine life. *Nature Climate Change* 3(10), 919-925. https://doi.org/10.1038/nclimate1958

32. Poloczanska, E.S., Burrows, M.T., Brown, C.J., Molinos, J.G., Halpern, B.S., Hoegh-Guldberg, O. *et al.* (2016). Responses of marine organisms to climate change across oceans. *Frontiers in Marine Science* 3(62). https://doi.org/10.3389/fmars.2016.00062

33. Renner, S.S. and Zohner, C.M. (2018). Climate change and phenological mismatch in trophic interactions among plants, insects, and vertebrates. *Annual Review of Ecology, Evolution, and Systematics* 49, 165-182. https://doi.org/10.1146/annurev-ecolsys-110617-062535

34. Visser, M.E. and Gienapp, P. (2019). Evolutionary and demographic consequences of phenological mismatches. *Nature Ecology & Evolution* 3(6), 879-885. https://doi.org/10.1038/s41559-019-0880-8

35. Staggemeier, V.G.,Camargo, M.G.G., Diniz-Filho, J.A.F., Freckleton, R., Jardim, L. and Morellato, L.P.C. (2019). The circular nature of recurrent life cycle events: a test comparing tropical and temperate phenology. *Journal of Ecology* 108(2), 393-404. https://doi.org/10.1111/1365-2745.13266

36. World Meteorological Organization (2021). FAQs - El Niño/La Niña. https://public.wmo.int/en/about-us/frequently-asked-questions/el-niño-la-niña. Accessed 22 January 2021.

37. Detto, M., Wright, S.J., Calderón, O. and Muller-Landau, H.C. (2018). Resource acquisition and reproductive strategies of tropical forest in response to the El Niño–Southern Oscillation. *Nature Communications* 9, 913. https://doi.org/10.1038/s41467-018-03306-9

38. Moriuchi E. and Basil, M. (2019). The Sustainability of Ohanami Cherry Blossom Festivals as a Cultural Icon. *Sustainability* 11(6), 1820. https://doi.org/10.3390/su11061820

39. Aono, Y. and Kazui, K. (2008). Phenological data series of cherry tree flowering in Kyoto, Japan, and its application to reconstruction of springtime temperatures since the 9th century. *International Journal of Climatology* 28(7), 905-914. https://doi.org/10.1002/joc.1594

40. Aono, Y. and Saito, S. (2010). Clarifying springtime temperature reconstructions of the medieval period by gap-filling the cherry blossom phenological data series at Kyoto, Japan. *International Journal of Biometeorology* 54, 211-219. https://doi.org/10.1007/s00484-009-0272-x

41. Aono, Y. (2015). Cherry blossom phenological data since the seventeenth century for Edo (Tokyo), Japan, and their application to estimation of March temperatures. *International Journal of Biometeorology* 59, 427–434. https://doi.org/10.1007/s00484-014-0854-0

42. Primack, R.B., Higuchi, H. and Miller-Rushing, A.J. (2009). The impact of climate change on cherry trees and other species in Japan. *Biological Conservation* 142(9),1943-1949. https://doi.org/10.1016/j.biocon.2009.03.016

43. Edwards, M. and Richardson, A.J. (2004). Impact of climate change on marine pelagic phenology and trophic mismatch. *Nature* 430, 881–84. https://doi.org/10.1038/nature02808

44. Cleland, E.E., Chuine, I., Menzel, A., Mooney, H.A. and Schwartz, M.D. (2007). Shifting plant phenology in response to global change. *Trends in Ecology & Evolution* 22(7), 357-365. https://doi.org/10.1016/j.tree.2007.04.003

45. Morellato, L.P.C., Camargo, M.G.G. and Gressler, E. (2013). A review of plant phenology in South and Central America. In *Phenology: an integrative environmental science*. Schwartz, M.D. (eds.). Chapter 6. 91–113. Dordrecht: Springer. https://doi.org/10.1007/978-94-007-6925-0_6

46. Vitasse, Y., Signarbieux, C. and Fu, Y.H. (2018). More uniform spring phenology across elevations. *Proceedings of the National Academy of Sciences of the United States of America* 115(5), 1004-1008. https://doi.org/10.1073/pnas.1717342115

47. Staudinger, M.D., Mills, K.E., Stamieszkin, K., Record, N.R., Hudak, C.A. *et al.* (2019). It's about time: a synthesis of changing phenology in the Gulf of Maine ecosystem. *Fisheries Oceanography* 28(5), 532–566. https://doi.org/10.1111/fog.12429

48. Gérard, M., Vanderplanck, M., Wood, T. and Michez, D. (2020). Global warming and plant–pollinator mismatches. *Emerging Topics in Life Sciences* 4(1), 77–86. https://doi.org/10.1042/ETLS20190139

49. Iler, A.M., CaraDonna, P.J., Forrest, J.R.K. and Post, E. (2021). Demographic Consequences of Phenological Shifts in Response to Climate Change. *Annual Review of Ecology, Evolution, and Systematics* 52, 221–245. https://doi.org/10.1146/annurev-ecolsys-011921-032939

50. Lima, D.F., Mello, J.H.F., Lopes, I.T., Forzza, R.C., Goldenberg, R. and Freitas, L. (2021). Phenological responses to climate change based on a hundred years of herbarium collections of tropical Melastomataceae. *PLOS ONE* 16(5), e0251360. https://doi.org/10.1371/journal.pone.0251360

51. Vitasse, Y., Ursenbacher, S., Klein, G., Bohnenstengel, T., Chittaro, Y., Delestrade, A. *et al.* (2021). Phenological and elevational shifts of plants, animals and fungi under climate change in the European Alps. *Biological Reviews* 96(5),1816–1835. https://doi.org/10.1111/brv.12727

52. Visser, M.E., Noordwijk, A.V., Tinbergen, J.M. and Lessells, C.M. (1998). Warmer springs lead to mistimed reproduction in great tits (Parus major). *Proceedings of the Royal Society of London. Series B: Biological Sciences* 265(1408), 1867-1870. https://doi.org/10.1098/rspb.1998.0514

53. Both, C. and Visser, M.E. (2001). Adjustment to climate change is constrained by arrival date in a long-distance migrant bird. *Nature* 411(6835), 296–298. https://doi.org/10.1038/35077063

54. Visser, M.E., Holleman, L.J.M. and Gienapp, P. (2006). Shifts in caterpillar biomass phenology due to climate change and its impact on the breeding biology of an insectivorous bird. *Oecologia* 147, 164–172. https://doi.org/10.1007/s00442-005-0299-6

55. Visser, M.E., te Marvelde, L. and Lof, M.E. (2012). Adaptive phenological mismatches of birds and their food in a warming world. *Journal of Ornithology* 153(1), 75–84. https://doi.org/10.1007/s10336-011-0770-6

56. Regular, P.M., Hedd, A., Montevecchi, W.A., Robertson, G.J., Storey, A.E. and Walsh, C.J. (2014). Why timing is everything: Energetic costs and reproductive consequences of resource mismatch for a chick rearing seabird. *Ecosphere* 5(12), 1-13. https://doi.org/10.1890/es14-00182.1

57. Moyes, K., Nussey, D.H., Clements, M.N., Guinness, F.E., Morris, A., Morris, S. *et al.* (2011). Advancing breeding phenology in response to environmental change in a wild red deer population. *Global Change Biology* 17(7), 2455–2469. https://doi.org/10.1111/j.1365-2486.2010.02382.x

58. Tomotani, B.M., van der Jeugd, H., Gienapp, P., de la Hera, I., Pilzecker, J., Teichmann, C. and Visser, M.E. (2018). Climate change leads to differential shifts in the timing of annual cycle stages in a migratory bird. *Global Change Biology* 24(2), 823-835. https://doi.org/10.1111/gcb.14006

59. Asch, R.G., Stock, C.A. and Sarmiento, J.L. (2019). Climate change impacts on mismatches between phytoplankton blooms and fish spawning phenology. *Global Change Biology* 25(8), 2544–2559. https://doi.org/10.1111/gcb.14650

60. Asch, R.G. (2015). Climate change and decadal shifts in the phenology of larval fishes in the California Current ecosystem. *Proceedings of the National Academy of Sciences of the United States of America* 112(30), E4065-E4074. https://doi.org/10.1073/pnas.1421946112

61. Asch, R.G. (2019). Changing seasonality of the sea: past, present, and future. In *Predicting Future Oceans, Sustainability of Ocean and Human Systems Amidst Global Environmental Change*. Cisneros-Montemayor, A.M., Cheung, W.W.L. and Ota, Y. (eds.). Chapter 4. 39-51. https://doi.org/10.1016/B978-0-12-817945-1.00004-6

62. Dahl, J., Dannewitz, J., Karlsson, L., Petersson, E., Löf, A. and Ragnarsson, B. (2004). The timing of spawning migration: implications of environmental variation, life history, and sex. *Canadian Journal of Zoology* 82(12), 1864–1870. https://doi.org/10.1139/z04-184

63. Li, Y., Cohen, J.M. and Rohr, J.R. (2013). Review and synthesis of the effects of climate change on amphibians. *Integrative Zoology* 8(2), 145-161. https://doi.org/10.1111/1749-4877.12001

64. Nash, L.N., Antiqueira, P.A.P., Romero, G.Q., de Omena, P.M. and Kratina, P. (2021). Warming of aquatic ecosystems disrupts aquatic–terrestrial linkages in the tropics. *Journal of Animal Ecology* 90(7), 1623-1634. https://doi.org/10.1111/1365-2656.13505

65. Post, E. and Forchhammer, M.C. (2008). Climate change reduces reproductive success of an Arctic herbivore through trophic mismatch. *Philosophical Transactions of the Royal Society B: Biological Sciences* 363(1501), 2367-2373. https://doi.org/10.1098/rstb.2007.2207

66. Plard, F., Gaillard, J.M., Coulson, T., Hewison, A.M., Delorme, D., Warnant, C. and Bonenfant, C. (2014). Mismatch between birth date and vegetation phenology slows the demography of roe deer. *PLoS Biology* 12(4), e1001828. https://doi.org/10.1371/journal.pbio.1001828

67. Brander, K. (2010). Impacts of climate change on fisheries. *Journal of Marine Systems* 79(3-4), 389-402. https://doi.org/10.1016/j.jmarsys.2008.12.015

68. The Food and Agriculture Organization of the United Nations (FAO) (2018). *Impacts of climate change on fisheries and aquaculture: Synthesis of current knowledge, adaptation and mitigation options*. http://www.fao.org/3/i9705en/I9705EN.pdf

69. Rogers, L.A. and Dougherty, A.B. (2019). Effects of climate and demography on reproductive phenology of a harvested marine fish population. *Global Change Biology* 25(2), 708-720. https://doi.org/10.1111/gcb.14483

70. Vitasse, Y., Schneider, L., Rixen, C., Christen, D. and Rebetez, M. (2018). Increase in the risk of exposure of forest and fruit trees to spring frosts at higher elevations in Switzerland over the last four decades. *Agricultural and Forest Meteorology* 248, 60-69. https://doi.org/10.1016/j.agrformet.2017.09.005

71. Fatima, Z., Ahmed, M., Hussain, M., Abbas, G., Ul-Allah, S., Ahmad, S. *et al.* (2020). The fingerprints of climate warming on cereal crops phenology and adaptation options. *Scientific Reports* 10(1), 18013. https://doi.org/10.1038/s41598-020-74740-3

72. Perrins, C.M. (1991). Tits and their caterpillar food supply. *Ibis* 133(1), 49-54. https://doi.org/10.1111/j.1474-919X.1991.tb07668.x

73. Van Asch, M., Tienderen, P.H., Holleman, L.J.M. and Visser, M.E. (2007). Predicting adaptation of phenology in response to climate change, an insect herbivore example. *Global Change Biology* 13(8), 1596–1604. https://doi.org/10.1111/j.1365-2486.2007.01400.x

74. Visser, M.E., Gienapp, P., Husby, A., Morrisey, M., de la Hera, I., Pulido, F. *et al.* (2015). Effects of spring temperatures on the strength of selection on timing of reproduction in a long-distance migratory bird. *PLoS Biology* 13(4), e1002120. https://doi.org/10.1371/journal.pbio.1002120

75. Charmantier, A., Mccleery, R.H., Cole, L.R., Perrins, C., Kruuk, L.E.B. and Sheldon, B.C. (2008). Adaptive Phenotypic Plasticity in Response to Climate Change in a Wild Bird Population. *Science* 320(5877), 800-803. https://doi.org/10.1126/science.1157174

76. Visser, M.E., Lindner, M., Gienapp, P., Long, M.C. and Jenouvrier, S. (2021). Recent natural variability in global warming weakened phenological mismatch and selection on seasonal timing in great tits (*Parus major*). *Proceedings of the Royal Society B* 288(1963), 20211337. https://doi.org/10.1098/rspb.2021.1337

77. Bauer, Z., Trnka, M., Bauerová, J., Možný, M., Štěpánek, P., Bartošová, L. *et al.* (2010). Changing climate and the phenological response of great tit and collared flycatcher populations in floodplain forest ecosystems in Central Europe. *International Journal of Biometeorology* 54, 99–111. https://doi.org/10.1007/s00484-009-0259-7

78. Matthysen, E., Adriaensen, F. and Dhondt, A.A. (2010). Multiple responses to increasing spring temperatures in the breeding cycle of blue and great tits (*Cyanistes caeruleus, Parus major*). *Global Change Biology* 17(1), 1-16. https://doi.org/10.1111/j.1365-2486.2010.02213.x

79. Bonamour, S. (2021). Great tit response to climate change. *Nature Climate Change* 11, 802-807. https://doi.org/10.1038/s41558-021-01160-0

80. Cole, E.F., Regan, C.E. and Sheldon, B.C. (2021). Spatial variation in avian phenological response to climate change linked to tree health. *Nature Climate Change* 11, 872–878. https://doi.org/10.1038/s41558-021-01140-4

81. Robinson, R.A., Crick, H.Q.P., Learmonth, J.A., Maclean, I.M.D., Thomas, C.D., Bairlein, F. *et al.* (2009). Travelling through a warming world: climate change and migratory species. *Endangered Species Research* 7(2), 87-99. https://doi.org/10.3354/esr00095

82. Joly, K., Gurarie, E., Sorum, M.S., Kaczensky, P., Cameron, M.D., Jakes, A.F. *et al.* (2019). Longest terrestrial migrations and movements around the world. *Scientific Reports* 9, 15333. https://doi.org/10.1038/s41598-019-51884-5

83. Intergovernmental Panel on Climate Change (2019). Summary for Policymakers. In: *IPCC Special Report on the Ocean and Cryosphere in a Changing Climate*. https://www.ipcc.ch/srocc/chapter/summary-for-policymakers/

84. Intergovernmental Panel on Climate Change (2021). Summary for Policymakers. In: *Climate Change 2021: The Physical Science Basis. Contribution of Working Group I to the Sixth Assessment Report of the Intergovernmental Panel on Climate Change.* https://www.ipcc.ch/report/ar6/wg1/

85. Ramp, C., Delarue, J., Palsbøll, P.J., Sears, R. and Hammond, P.S. (2015). Adapting to a Warmer Ocean—Seasonal Shift of Baleen Whale Movements over Three Decades. *PLOS ONE* 10(3), e0121374. https://doi.org/10.1371/journal.pone.0121374

86. Kubelka, V., Sandercock, B.K., Székely, R. and Freckleton, R.P. (2022). Animal migration to northern latitudes: environmental changes and increasing threats. *Trends in Ecology & Evolution* 37(1), 30-41. https://doi.org/10.1016/j.tree.2021.08.010

87. Saino, N., Ambrosini, R., Rubolini, D., von Hardenberg, J., Provenzale, A., Hüppop, K. *et al.* (2011). Climate warming, ecological mismatch at arrival and population decline in migratory birds. *Proceedings of the Royal Society B: Biological Sciences* 278(1707), 835–842. https://doi.org/10.1098/rspb.2010.1778

88. Secretariat of the Convention on the Conservation of Migratory Species of Wild Animals (2014). *A Review of Migratory Bird Flyways and Priorities for Management.* https://www.cms.int/sites/default/files/publication/CMS_Flyways_Reviews_Web.pdf

89. Lamaris, *et al*. (2018). Arctic geese tune migration to a warming climate but still suffer from a phenological mismatch. *Current Biology* 28(15), 2467–2473. https://doi.org/10.1016/j.cub.2018.05.077

90. Bairlein, F. (2016). Migratory birds under threat. *Science* 354(6312), 547-548. https://doi.org/10.1126/science.aah6647

91. The Zoological Society of London (ZSL) (2010*). Climate change impacts on migratory species - The path ahead*. https://www.cbd.int/cop/cop-10/doc/unep-cms-cop10-cc-en.pdf.

92. Secretariat of the Convention on the Conservation of Migratory Species of Wild Animals (2022). *Ecological Connectivity*. https://www.cms.int/en/topics/ecological-connectivity

93. BirdLife International (2021*). IUCN Red List for birds*. http://datazone.birdlife.org/species/factsheet/white-stork-ciconia-ciconia/text

94. Jovani, R. AND Tella, J.L. (2004) Age-related environmental sensitivity and weather mediated nestling mortality in white storks *Ciconia ciconia*. *Ecography* 27(5), 611–618. https://www.jstor.org/stable/3683463

95. Tobolka, M., Zolnierowicz, K.M. and Reeve, N.F. (2015). The effect of extreme weather events on breeding parameters of the White Stork *Ciconia ciconia. Bird Study* 62(3), 377-385. https://doi.org/10.1080/00063657.2015.1058745

96. Culbertson, K.A., Garland, M.S., Walton, R.K., Zemaitis, L. and Pocius, V.M. (2021). Long-term monitoring indicates shifting fall migration timing in monarch butterflies (*Danaus plexippus*). *Global Change Biology* 28(3), 727-738. https://doi.org/10.1111/gcb.15957

97. Taylor, O.R., Lovett, J.P., Gibo, D.L., Weiser, E.L., Thogmartin, W.E., Semmens, D.J. *et al.* (2019). Is the timing, pace, and success of the monarch migration associated with sun angle? *Frontiers in Ecology and Evolution*, 7, 442. https://doi.org/10.3389/fevo.2019.00442

98. Lameris, T.K., van der Jeugd, H.P., Eichhorn, G., Dokter, A.M., Bouten, W., Boom, M.P. *et al.* (2018). Arctic geese tune migration to a warming climate but still suffer from a phenological mismatch. *Current Biology*, *28*(15), 2467-2473. https://doi.org/10.1016/j.cub.2018.05.077

99. Robinson, N.J., Valentine, S.E., Tomillo, P.S., Saba, V.S., Spotila, J.R. and Paladino, F.V. (2014). Multidecadal trends in the nesting phenology of Pacific and Atlantic leatherback turtles are associated with population demography. *Endangered Species Research*, 24(3), 197-206. https://doi.org/10.3354/esr00604

100. Patrício, A.R., Hawkes, L.A., Monsinjon, J.R., Godley, B.J. and Fuentes, M.M.P.B. (2021). Climate change and marine turtles: recent advances and future directions. *Endangered Species Research* 44, 363-395. https://doi.org/10.3354/esr01110

101. Almpanidou, V., Katragkou, E. and Mazaris, A.D. (2017). The efficiency of phenological shifts as an adaptive response against climate change: a case study of loggerhead sea turtles (Caretta caretta) in the Mediterranean. *Mitigation and Adaptation Strategies for Global Change* 23(7), 1143–1158. https://doi.org/10.1007/s11027-017-9777-5

102. Butler, C.J. (2019). A Review of the Effects of Climate Change on Chelonians. *Diversity*11(8), 138. https://doi.org/10.3390/d11080138

103. Monsinjon, J., Lopez-Mendilaharsu, M., Lara, P., Santos, A., dei Marcovaldi, M.A., Girondot, M. and Fuentes, M.M. (2019). Effects of temperature and demography on the phenology of loggerhead sea turtles in Brazil. *Marine Ecology Progress Series*, *623*, 209-219. https://doi.org/10.3354/meps12988

104. Moore, S.E., Haug, T., Víkingsson, G.A. and Stenson, G.B. (2019). Baleen whale ecology in arctic and subarctic seas in an era of rapid habitat alteration. *Progress in Oceanography* 176, 102118. https://doi.org/10.1016/j.pocean.2019.05.010

105. Avila, I.C., Dormann, C.F., García, C., Payán, L.F. and Zorrilla, M.Z. (2020). Humpback whales extend their stay in a breeding ground in the Tropical Eastern Pacific. *ICES Journal of Marine Science* 77(1), 109–118. https://doi.org/10.1093/icesjms/fsz251

106. Szesciorka, A.R., Ballance, L.T., Širović, A., Rice, A., Ohman, M.D., Hildebrand, J.A. and Frank, P.J.S. (2020). Timing is everything: Drivers of interannual variability in blue whale migration. *Scientific Reports* 10, 7710. https://doi.org/10.1038/s41598-020-64855-y

107. Both, C., Artemyev, A.V., Blaauw, B., Cowie, R.J., Dekhuijzen, A.J., Eeva, T. *et al.* (2004). Large—scale geographical variation confirms that climate change causes birds to lay earlier. *Proceedings of the Royal Society of London Series B-Biological Sciences* 271(1549), 1657–1662. https://doi.org/10.1098/rspb.2004.2770

108. Dunham, A.E., Razafindratsima, O.H., Rakotonirina, P., Wright, P.C. (2018). Fruiting phenology is linked to rainfall variability in a tropical rain forest. *Biotropica* 50(3), 396-404. https://doi.org/10.1111/btp.12564

109. Suonan, J., Classen, A.T., Sanders, N.J. and He, J.S. (2019). Plant phenological sensitivity to climate change on the Tibetan Plateau and relative to other areas of the world. *Ecosphere* 10(1), e02543. https://doi.org/10.1002/ecs2.2543

110. Bradshaw, A.D. (1965). Evolutionary significance of phenotypic plasticity in plants. *Advances in Genetics* 13, 115–155. https://doi.org/10.1016/S0065-2660(08)60048-6

111. Charmantier, A. and Gienapp, P. (2014). Climate change and timing of avian breeding and migration: evolutionary versus plastic changes. *Evolutionary Applications* 7(1), 15–28. https://doi.org/10.1111/eva.12126

112. Zettlemoyer, M.A. and Peterson, M.L. (2021). Does Phenological Plasticity Help or Hinder Range Shifts Under Climate Change? *Frontiers in Ecology and Evolution* 9, 392. https://doi.org/10.3389/fevo.2021.689192

113. Visser, M.E. (2008). Keeping up with a warming world: assessing the rate of adaptation to climate change. *Proceedings of the Royal Society B: Biological Sciences* 275(1635), 649-659. https://doi.org/10.1098/rspb.2007.0997

114. Van Asch, M., Salis, L., Holleman, L.J., Van Lith, B. and Visser, M.E. (2013). Evolutionary response of the egg hatching date of a herbivorous insect under climate change. *Nature Climate Change* 3(3), 244–248. https://doi.org/10.1038/nclimate1717

115. Helm, B., Van Doren, B.M., Hoffmann, D. and Hoffmann, U. (2019). Evolutionary response to climate change in migratory pied flycatchers. *Current Biology* 29(21), 3714-3719. https://doi.org/10.1016/j.cub.2019.08.072

116. Diffenbaugh, N.S. and Field, C.B. (2013). Changes in ecologically critical terrestrial climate conditions. *Science* 341(6145), 486–492. https://doi.org/10.1126/science.1237123

117. Hoffmann, A.A. and Sgrò, C.M. (2011). Climate change and evolutionary adaptation. *Nature* 470(7335), 479-85. https://doi.org/10.1038/nature09670.

118. Tabor, G. (2019). Ecological connectivity: A bridge to preserving biodiversity. In U*NEP Frontiers 2018/19 – Emerging issues of environmental concern*. United Nations Environment Programme, Nairobi. https://www.unep.org/frontiers

119. BirdLife International (2018*). Species factsheet: Calidris canutus*. http://datazone.birdlife.org/species/factsheet/red-knot-calidris-canutus. Accessed on 09 December 2021.

120. van Gils, J.A., Lisovski, S., Lok, T., Meissner, W., Ożarowska, A., de Fouw, J. *et al.* (2016). Body shrinkage due to Arctic warming reduces red knot fitness in tropical wintering range. *Science* 352(6287), 819-821. https://doi.org/10.1126/science.aad6351

121. Bowden, J.J., Eskildsen, A., Hansen, R.R., Olsen, K., Kurle, C.M. and Høye, T.T. (2015). High-Arctic butterflies become smaller with rising temperatures. *Biology Letters* 11(10), 20150574. http://dx.doi.org/10.1098/rsbl.2015.0574

122. Intergovernmental Panel on Climate Change (2014). *Climate Change 2014: Impacts, Adaptation, and Vulnerability. Part B: Regional Aspects.* Contribution of Working Group II to the Fifth Assessment. https://www.ipcc.ch/report/ar5/wg2/

123. Mäder, P., Boho, D., Rzanny, M., Seeland, M., Wittich, H.C., Deggelmann, A. *et al.* (2021). The Flora Incognita app – Interactive plant species identification. *Methods in Ecology and Evolution* 12(7), 1335-1342. https://doi.org/10.1111/2041-210X.13611

124. Renner, S.S. and Chmielewski, F.M. (2022). The International Phenological Garden network (1959 to 2021): its 131 gardens, cloned study species, data archiving, and future. *International Journal of Biometeorology* 66(1), 35-43. https://doi.org/10.1007/s00484-021-02185-y

125. Huang, H., Liao, J., Zhang, Z. and Zhan, Q. (2017). Ex situ flora of China. *Plant Diversity* 39(6), 357-364. https://doi.org/10.1016/j.pld.2017.12.001

126. The GLOBE Program (2021). GLOBE Impact Around the World. https://www.globe.gov/about/impact-and-metrics. Accessed 24 Dec 2021.

127. Murphy, T., Riebeek Kohl, H., Ristvey Jr, J.D., Chambers, L.H., and Bourgeault, J. (2018). Global citizen science using the GLOBE Program. https://ui.adsabs.harvard.edu/abs/2018AGUFMED54A..03M/abstract

128. Dickinson, J.L., Zuckerberg, B. and Bonter, D.N. (2010). Citizen science as an ecological research tool: challenges and benefits. *Annual Review of Ecology, Evolution, and Systematics* 41(1), 149–172. https://doi.org/10.1146/annurev-ecolsys-102209-144636

129. Langham, G.M., Schuetz, J.G., Distler, T., Soykan, C.U. and Wilsey, C. (2015). Conservation Status of North American Birds in the Face of Future Climate Change. *PLOS ONE* 10(9), e0135350. https://doi.org/10.1371/journal.pone.0135350

130. Castex, V., Beniston, M., Calanca, P., Fleury, D. and Moreau, J. (2018). Pest management under climate change: The importance of understanding tritrophic relations. *Science of The Total Environment* 616-617, 397-407. https://doi.org/10.1016/j.scitotenv.2017.11.027

131. Marcinkowski, P. and Piniewski, M. (2019). Effect of climate change on sowing and harvest dates of spring barley and maize in Poland. *International Agrophysics* 32(2), 265-271. https://doi.org/10.1515/intag-2017-0015

132. Bai, H., Xiao, D., Zhang, H., Tao, F. and Hu, Y. (2019). Impact of warming climate, sowing date, and cultivar shift on rice phenology across China during 1981–2010. *International Journal of Biometeorology* 63(8), 1077–1089. https://doi.org/10.1007/s00484-019-01723-z

133. Acevedo, M., Pixley, K., Zinyengere, N., Meng, S., Tufan, H., Cichy, K. *et al*. (2020). A scoping review of adoption of climate-resilient crops by small-scale producers in low-and middle-income countries. *Nature Plants* 6(10), 1231-1241. https://doi.org/10.1038/s41477-020-00783-z

134. Zilberman, D., Lipper, L., McCarthy, N., and Gordon, B. (2018). Innovation in response to climate change. In *Climate smart agriculture*. Lipper, L., Thornton, P., Campbell, B.M., Baedeker, T., Braimoh, A., Bwalya, M. *et al.* (Eds). Springer, Cham. Vol 52. 49-74. https://doi.org/10.1007/978-3-319-61194-5

135. Enquist, C.A., Kellermann, J.L., Gerst, K.L. and Miller-Rushing, A.J. (2014). Phenology research for natural resource management in the United States. *International Journal of Biometeorology* 58(4), 579–589. https://doi.org/10.1007/s00484-013-0772-6

136. Kharouba, H.M. and Wolkovich, E.M. (2020). Disconnects between ecological theory and data in phenological mismatch research. *Nature Climate Change* 10(5), 406-415. https://doi.org/10.1038/s41558-020-0752-x.

137. Seddon, N., Turner, B., Berry, P., Chausson, A. and Girardin, C.A.J. (2019). Grounding nature-based climate solutions in sound biodiversity science. *Nature Climate Change* 9(2), 84–87. https://doi.org/10.1038/s41558-019-0405-0

138. Prober, S.M., Doerr, V.A.J., Broadhurst, L.M., Williams, K.J. and Dickson, F. (2019). Shifting the conservation paradigm: a synthesis of options for renovating nature under climate change. *Ecological Monographs* 89(1), e01333. https://doi.org/10.1002/ecm.1333

139. Bergstrom, D. M., Wienecke, B. C., van den Hoff, J., Hughes, L., Lindenmayer, D. B., Ainsworth, T. D. *et al.* (2021). Combating ecosystem collapse from the tropics to the Antarctic. *Global change Biology* 27(9), 1692-1703. https://doi.org/10.1111/gcb.15539

140. Radchuk, V., Reed, T., Teplitsky, C. Van De Pol, M., Charmantier, A., Hassall, C. *et al*. (2019). Adaptive responses of animals to climate change are most likely insufficient. *Nature Communications* 10, 3109. https://doi.org/10.1038/s41467-019-10924-4

141. Estrella, N., Sparks, T.H. and Menzel, A. (2007). Trends and temperature response in the phenology of crops in Germany. *Global Change Biology* 13(8), 1737-1747. https://doi.org/10.1111/j.1365-2486.2007.01374.x

142. Wang, Z., Chen, J., Xing, F., Han, Y., Chen, F., Zhang, L. *et al*. (2017). Response of cotton phenology to climate change on the North China Plain from 1981 to 2012. *Scientific Reports* 7, 6628. https://doi.org/10.1038/s41598-017-07056-4

143. Abed, A., Bonhomme, M., Lacointe, A., Bourgeois, G. and Baali-Cherif, D. (2019). Climate change effect on the bud break and flowering dates of the apple trees in mountainous and plain regions of Algeria. *Advances in Horticultural Science* 33 (3), 417-431. https://doi.org/10.13128/ahs-24618

144. Chmielewski, F.-M., Müller, A. and Bruns, E. (2004). Climate changes and trends in phenology of fruit trees and field crops in Germany, 1961–2000. *Agricultural and Forest Meteorology* 121(1–2), 69-78. https://doi.org/10.1016/S0168-1923(03)00161-8

145. Tao, F., Yokozawa, M., Xu, Y., Hayashi, Y. and Zhang, Z. (2006). Climate changes and trends in phenology and yields of field crops in China, 1981–2000. *Agricultural and Forest Meteorology* 138(1-4), 82–92. https://doi.org/10.1016/j.agrformet.2006.03.014

146. Nguyen-Sy, T., Cheng, W., Tawaraya, K., Sugawara, K. and Kobayashi, K. (2019). Impacts of climatic and varietal changes on phenology and yield components in rice production in Shonai region of Yamagata Prefecture, Northeast Japan for 36 years. *Agronomy & Crop Ecology* 22(3), 382-394. https://doi.org/10.1080/1343943X.2019.1571421

147. Azmat, M., Ilyas, F., Sarwar, A., Huggel, C., Ashra, S.V., Hui, T. *et al*. (2021). Impacts of climate change on wheat phenology and yield in Indus Basin, Pakistan. *Science of The Total Environment* 790, 148221. https://doi.org/10.1016/j.scitotenv.2021.148221

148. Tomasi, D., Jones, G.V., Giust, M., Lovat, L. and Gaiotti, F. (2011). Grapevine Phenology and Climate Change: Relationships and Trends in the Veneto Region of Italy for 1964–2009. *American Journal of Enology and Viticulture* 62, 329-339. https://doi.org/10.5344/ajev.2011.10108

149. Rajan, S. (2012). Phenological Responses to Temperature and Rainfall: A Case Study of Mango. In *Tropical Fruit Tree Species and Climate Change.* Sthapit, B.R., Ramanatha Rao, V. and Sthapit, S.R. (Eds.) Bioversity International, New Delhi, India. https://cgspace.cgiar.org/handle/10568/105191

150. Xiao, D., Tao, F., Liu, Y., Shi, W., Wang, M., Liu, F. *et al*. (2013) Observed changes in winter wheat phenology in the North China Plain for 1981–2009. *International Journal of Biometeorology* 57, 275–285. https://doi.org/10.1007/s00484-012-0552-8

151. Ahmad, S., Abbas, G., Fatima, Z., Khan, R.J., Anjum, M.A., Ahmed, M. *et al*. (2017). Quantification of the impacts of climate warming and crop management on canola phenology in Punjab, Pakistan. *Journal of Agronomy and Crop Science* 203(5), 442-452. https://doi.org/10.1111/jac.12206

152. Subedi, S. (2019). Climate change effects of Nepalese fruit production. *Advances in Plants & Agriculture Research* 9(1), 141-145. https://doi.org/10.15406/apar.2019.09.00426

153. Tan, Q., Liu, Y., Dai, L. and Pan, T. (2021). Shortened key growth periods of soybean observed in China under climate change. *Scientific Reports* 11, 8197. https://doi.org/10.1038/s41598-021-87618-9

154. Kunz, A. and Blanke, M. (2022). “60 Years on”—Effects of climatic change on tree phenology—A Case Study Using Pome Fruit. *Horticulturae* 8(2), 110. https://doi.org/10.3390/horticulturae8020110

155. Rezaei, E.E., Siebert, S. and Ewert, F. (2017). Climate and management interaction cause diverse crop phenology trends. *Agricultural and Forest Meteorology* 233, 55-70. https://doi.org/10.1016/j.agrformet.2016.11.003

156. Zhang, T., Huang, Y. and Yang, X. (2012). Climate warming over the past three decades has shortened rice growth duration in China and cultivar shifts have further accelerated the process for late rice. *Global Change Biology* 19(2), 563-570. https://doi.org/10.1111/gcb.12057

157. He, L., Asseng, S., Zhao, G., Wu, D., Yang, X., Zhuang, W. *et al*. (2015). Impacts of recent climate warming, cultivar changes, and crop management on winter wheat phenology across the Loess Plateau of China. *Agricultural and Forest Meteorology* 200, 135-143. https://doi.org/10.1016/j.agrformet.2014.09.001

158. Abbas, G., Ahmad, S., Ahmad, A., Nasim, W., Fatima, Z., Hussain, S. *et al*. (2017). Quantification the impacts of climate change and crop management on phenology of maize-based cropping system in Punjab, Pakistan. *Agricultural and Forest Meteorology* 247, 42-55. https://doi.org/10.1016/j.agrformet.2017.07.012

159. Karapinar, B. and Özertan, G. (2020). Yield implications of date and cultivar adaptation to wheat phenological shifts: a survey of farmers in Turkey. *Climatic Change* 158, 453–472. https://doi.org/10.1007/s10584-019-02532-4

160. Liu, Y., Chen, Q., Ge, Q., Dai, J. and Dou, Y. (2018). Effects of climate change and agronomic practice on changes in wheat phenology. *Climatic Change* 150(3-4), 273-287. https://doi.org/10.1007/s10584-018-2264-5

161. Porter, J.R., L. Xie, A.J., Challinor, K., Cochrane, S.M., Howden, M.M., Iqbal, D.B. *et al.* (2014) Food security and food production systems. In: *Climate Change 2014: Impacts, Adaptation, and Vulnerability. Part A: Global and Sectoral Aspects. Contribution of Working Group II to the Fifth Assessment Report of the Intergovernmental Panel on Climate Change*. Field, C.B. Barros, V.R., Dokken, D.J., Mach, K.J., Mastrandrea, M.D., Bilir, T.E. *et al.* (Eds.). Cambridge University Press, Cambridge, United Kingdom and New York, NY, USA. pp. 485-533. https://www.ipcc.ch/report/ar5/wg2/

162. Rosenzweig, C., Elliott, J., Deryng, D., Ruane, A. C., Müller, C., Arneth, A. *et al.* (2014). Assessing agricultural risks of climate change in the 21st century in a global gridded crop model intercomparison. *Proceedings of the National Academy of Sciences of the United States of America* 111(9), 3268-3273. https://doi.org/10.1073/pnas.1222463110

163. Peer, A.C. and Miller, T.J. (2014). Climate Change, Migration Phenology, and Fisheries Management Interact with Unanticipated Consequences. *North American Journal of Fisheries Management* 34, 94–110, 2014. https://doi.org/10.1080/02755947.2013.847877

164. Doney, S.C., Ruckelshaus, M., Emmett Duffy, J., Barry, J.P., Chan, F., English, C.A. *et al.* (2012). Climate Change Impacts on Marine Ecosystems. *Annual Review of Marine Science* 4(1), 11-37. https://doi.org/10.1146/annurev-marine-041911-111611

165. Thaxton, W., Taylor, J. and Asch, R. (2020). Climate-associated trends and variability in ichthyoplankton phenology from the longest continuous larval fish time series on the east coast of the United States. *Marine Ecology Progress Series* 650, 269–287. https://doi.org/10.3354/meps13404

166. The Food and Agriculture Organization of the United Nations (FAO) (2018). *Impacts of climate change on fisheries and aquaculture: Synthesis of current knowledge, adaptation and mitigation options*. http://www.fao.org/3/i9705en/I9705EN.pdf

167. Krabbenhoft, T.J., Platania, S.P. and Turner, T.F. (2014). Interannual variation in reproductive phenology in a riverine fish assemblage: implications for predicting the effects of climate change and altered flow regimes. *Freshwater Biology* 59(8), 1744-1754. https://doi.org/10.1111/fwb.12379

168. Woods, T., Kaz, A. and Giam, X. (2021). Phenology in freshwaters: a review and recommendations for future research. *Ecography*(44), 1-14. https://doi.org/10.1111/ecog.05564

169. Mills, K., Pershing, A., Brown, C., Chen, Y., Chiang, F.-S., Holland, D. *et al.* (2013). Fisheries management in a changing climate: Lessons from the 2012 ocean heat wave in the Northwest Atlantic. *Oceanography* 26(2), 191–195. https://doi.org/10.5670/oceanog.2013.27

170. Fitchett, J.M., Grab, S.W. and Portwig, H. (2019). Progressive delays in the timing of sardine migration in the southwest Indian Ocean. *South Africa Journal of Science* 115(7/8), 5887. https://doi.org/10.17159/sajs.2019/5887

171. Teske, P.R., Emami-Khoyi, A., Golla, T.R., Sandoval-Castillo, J., Lamont, T., Chiazzari, B. *et al.* (2021). The sardine run in southeastern Africa is a mass migration into an ecological trap. *Science Advances* 7(38), eabf4514. https://doi.org/10.1126/sciadv.abf4514

Graphic references

Identifying shifts, tracking trends

Plants

33. Renner and Zohner (2018)

Anderson, J.T., Inouye, D.W., McKinney, A.M., Colautti, R.I. and Mitchell-Olds, T. (2012). Phenotypic plasticity and adaptive evolution contribute to advancing flowering phenology in response to climate change. *Proceedings of the Royal Society B: Biological Sciences* 279(1743), 3843-3852. https://doi.org/10.1098/rspb.2012.1051

Askeyev, O.V., Tischin, D., Sparks, T.H. and Askeyev, I.V. (2005). The effect of climate on the phenology, acorn crop and radial increment of pedunculate oak (*Quercus robur*) in the middle Volga region, Tatarstan, Russia. *International Journal of Biometeorology* 49(4), 262-266. https://doi.org/10.1007/s00484-004-0233-3

Ehrlén, J. and Valdés, A. (2020). Climate drives among year variation in natural selection on flowering time. *Ecology Letters 23*(4), 653-662. https://doi.org/10.1111/ele.13468

Lambert, A.M., Miller Rushing, A.J. and Inouye, D.W. (2010). Changes in snowmelt date and summer precipitation affect the flowering phenology of *Erythronium grandiflorum* (glacier lily; Liliaceae). *American Journal of Botany 97*(9), 1431-1437. https://doi.org/10.3732/ajb.1000095

Kudo, G. and Cooper, E.J. (2019). When spring ephemerals fail to meet pollinators: mechanism of phenological mismatch and its impact on plant reproduction. *Proceedings of the Royal Society B: Biological Sciences 286*(1904), 20190573. https://doi.org/10.1098/rspb.2019.0573

Insects

Konvicka, M., Benes, J., Cízek, O., Kuras, T. and Kleckova, I. (2016). Has the currently warming climate affected populations of the mountain ringlet butterfly, *Erebia epiphron* (Lepidoptera: Nymphalidae), in low-elevation mountains? *European Journal of Entomology* 113, 295. https://doi.org/10.14411/eje.2016.036

Macgregor, C.J., Thomas, C.D., Roy, D.B., Beaumont, M.A., Bell, J.R., Brereton, T. *et al.* (2019). Climate-induced phenology shifts linked to range expansions in species with multiple reproductive cycles per year. *Nature Communications* 10(1), 1-10. https://doi.org/10.1038/s41467-019-12479-w

Ungulates

Froy, H., Martin, J., Stopher, K.V., Morris, A., Morris, S., Clutton Brock, T.H. *et al.* (2019). Consistent within individual plasticity is sufficient to explain temperature responses in red deer reproductive traits. *Journal of Evolutionary Biology* 32(11), 1194-1206. https://doi.org/10.1111/jeb.13521

Plard, F., Gaillard, J-M., Coulson, T., Hewison, A.J.M., Delorme, D., Warnant, C. *et al.* (2014). Mismatch between birth date and vegetation phenology slows the demography of roe deer. *PLOS Biology* 12, e1001828. https://doi.org/10.1371/journal.pbio.1001828

Renaud, L.A., Pigeon, G., Festa-Bianchet, M. and Pelletier, F. (2019). Phenotypic plasticity in bighorn sheep reproductive phenology: from individual to population. *Behavioral Ecology and Sociobiology* 73(4), 1-13. https://doi.org/10.1007/s00265-019-2656-1

Stopher, K.V., Bento, A.I., Clutton-Brock, T.H., Pemberton, J.M. and Kruuk, L.E. (2014). Multiple pathways mediate the effects of climate change on maternal reproductive traits in a red deer population. *Ecology 95*(11), 3124-3138. https://doi.org/10.1890/13-0967.1

Fishes

Friedland, K.D., Reddin, D.G., McMenemy, J.R. and Drinkwater, K.F. (2003). Multidecadal trends in North American Atlantic salmon (*Salmo s*alar) stocks and climate trends relevant to juvenile survival. *Canadian Journal of Fisheries and Aquatic Sciences* 60(5), 563-583. https://doi.org/10.1139/f03-047

Kennedy, R.J. and Crozier, W.W. (2010). Evidence of changing migratory patterns of wild Atlantic salmon *Salmo salar* smolts in the River Bush, Northern Ireland, and possible associations with climate change. *Journal of Fish Biology* 76(7), 1786-1805. https://doi.org/10.1111/j.1095-8649.2010.02617.x

Kovach, R.P., Joyce, J.E., Echave, J.D., Lindberg, M.S. and Tallmon, D.A. (2013). Earlier migration timing, decreasing phenotypic variation, and biocomplexity in multiple salmonid species. *PloS one* 8(1), e53807. https://doi.org/10.1371/journal.pone.0053807

Ohlberger, J., Thackeray, S.J., Winfield, I.J., Maberly, S.C. and Vøllestad, L.A. (2014). When phenology matters: age–size truncation alters population response to trophic mismatch. *Proceedings of the Royal Society B: Biological Sciences* 281(1793), 20140938. https://doi.org/10.1098/rspb.2014.0938

Birds

Arlt, D. and Pärt, T. (2017). Marked reduction in demographic rates and reduced fitness advantage for early breeding is not linked to reduced thermal matching of breeding time. *Ecology and Evolution* 7(24), 10782-10796. https://doi.org/10.1002/ece3.3603

Both, C. and Visser, M.E. (2005). The effect of climate change on the correlation between avian life history traits. *Global Change Biology* 11(10), 1606-1613. https://doi.org/10.1111/j.1365-2486.2005.01038.x

D'Alba, L., Monaghan, P. and Nager, R.G. (2010). Advances in laying date and increasing population size suggest positive responses to climate change in common eiders *Somateria mollissima* in Iceland. *Ibis* 152(1), 19-28. https://doi.org/10.1111/j.1474-919X.2009.00978.x

de Villemereuil, P., Rutschmann, A., Ewen, J.G., Santure, A.W. and Brekke, P. (2019). Can threatened species adapt in a restored habitat? No expected evolutionary response in lay date for the New Zealand hihi. *Evolutionary Applications* 12(3), 482-497. https://doi.org/10.1111/eva.12727

Fletcher, K., Howarth, D., Kirby, A., Dunn, R. and Smith, A. (2013). Effect of climate change on breeding phenology, clutch size and chick survival of an upland bird. *Ibis* 155(3), 456-463. https://doi.org/10.1111/ibi.12055

Gaston, A.J., Gilchrist, H.G., Mallory, M.L. and Smith, P.A. (2009). Changes in seasonal events, peak food availability, and consequent breeding adjustment in a marine bird: a case of progressive mismatching. *The Condor* 111(1), 111-119. https://doi.org/10.1525/cond.2009.080077

Imlay, T.L., Mills, J., Saldanha, S., Wheelwright, N.T. and Leonard, M.L. (2018). Breeding phenology and performance for four swallows over 57 years: relationships with temperature and precipitation. *Ecosphere* 9(4), e02166. https://doi.org/10.1002/ecs2.2166

Kentie, R., Coulson, T., Hooijmeijer, J.C., Howison, R.A., Loonstra, A.J., Verhoeven, M.A. *et al*. (2018). Warming springs and habitat alteration interact to impact timing of breeding and population dynamics in a migratory bird. *Global Change Biology* 24(11), 5292-5303. https://doi.org/10.1111/gcb.14406

Ludwig, G.X., Alatalo, R.V., Helle, P., Lindén, H., Lindström, J. and Siitari, H. (2006). Short-and long-term population dynamical consequences of asymmetric climate change in black grouse. *Proceedings of the Royal Society B: Biological Sciences* 273(1597), 2009-2016. https://doi.org/10.1098/rspb.2006.3538

McDermott, M.E. and DeGroote, L.W. (2016). Long term climate impacts on breeding bird phenology in Pennsylvania, USA. *Global Change Biology* 22(10), 3304-3319. https://doi.org/10.1111/gcb.13363

McDermott, M.E. and DeGroote, L.W. (2017). Linking phenological events in migratory passerines with a changing climate: 50 years in the Laurel Highlands of Pennsylvania. *PLoS One* 12(4), e0174247. https://doi.org/10.1371/journal.pone.0174247

Moe, B., Stempniewicz, L., Jakubas, D., Angelier, F., Chastel, O., Dinessen, F. *et al*. (2009). Climate change and phenological responses of two seabird species breeding in the high-Arctic. *Marine Ecology Progress Series* 393, 235-246. https://doi.org/10.3354/meps08222

Møller, A.P. (2008). Climate change and micro-geographic variation in laying date. *Oecologia* 155(4), 845-857. https://doi.org/10.1007/s00442-007-0944-3

Nilsson, A.L.K., Slagsvold, T., Røstad, O.W., Knudsen, E., Jerstad, K., Cadahia, L. *et al*. (2019). Territory location and quality, together with climate, affect the timing of breeding in the white-throated dipper. *Scientific Reports* 9(1), 1-11. https://doi.org/10.1038/s41598-019-43792-5

Rosenfield, R.N., Hardin, M.G., Bielefeldt, J. and Keyel, E.R. (2017). Are life history events of a northern breeding population of Cooper's Hawks influenced by changing climate? *Ecology and Evolution* 7(1), 399-408. https://doi.org/10.1002/ece3.2619

Sanz, J.J., Potti, J., Moreno, J., Merino, S. and Frias, O. (2003). Climate change and fitness components of a migratory bird breeding in the Mediterranean region. *Global Change Biology* 9(3), 461-472. https://doi.org/10.1046/j.1365-2486.2003.00575.x

Sauve, D., Divoky, G. and Friesen, V.L. (2019). Phenotypic plasticity or evolutionary change? An examination of the phenological response of an arctic seabird to climate change. *Functional Ecology* 33(11), 2180-2190. https://doi.org/10.1111/1365-2435.13406

Schaefer, T., Ledebur, G., Beier, J. and Leisler, B. (2006). Reproductive responses of two related coexisting songbird species to environmental changes: global warming, competition, and population sizes. *Journal of Ornithology* 147(1), 47-56. https://doi.org/10.1007/s10336-005-0011-y

Vatka, E., Orell, M. and Rytkönen, S. (2011). Warming climate advances breeding and improves synchrony of food demand and food availability in a boreal passerine. *Global Change Biology* 17(9), 3002-3009. https://doi.org/10.1111/j.1365-2486.2011.02430.x

Visser, M.E., Gienapp, P., Husby, A., Morrisey, M., de la Hera, I., Pulido, F. *et al*. (2015). Effects of spring temperatures on the strength of selection on timing of reproduction in a long-distance migratory bird. *PLoS Biology* 13(4), e1002120. https://doi.org/10.1371/journal.pbio.1002120

Watanuki, Y., Ito, M., Deguchi, T. and Minobe, S. (2009). Climate-forced seasonal mismatch between the hatching of rhinoceros auklets and the availability of anchovy. *Marine Ecology Progress Series* 393, 259-271. https://doi.org/10.3354/meps08264

Weatherhead, P.J. (2005). Effects of climate variation on timing of nesting, reproductive success, and offspring sex ratios of red-winged blackbirds. *Oecologia* 144(1), 168-175. https://doi.org/10.1007/s00442-005-0009-4

Wegge, P. and Rolstad, J. (2017). Climate change and bird reproduction: warmer springs benefit breeding success in boreal forest grouse. *Proceedings of the Royal Society B: Biological Sciences* 284(1866), 20171528. https://doi.org/10.1098/rspb.2017.1528

Bats

Linton, D.M. and Macdonald, D.W. (2018). Spring weather conditions influence breeding phenology and reproductive success in sympatric bat populations. *Journal of Animal Ecology* 87(4), 1080-1090. https://doi.org/10.1111/1365-2656.12832

Marine species

31. Poloczanska *et al*. (2013)

32. Poloczanska *et al*. (2016)

UN environment programme
1972-2022

United Nations Avenue, Gigiri
P.O. Box 30552, 00100 Nairobi, Kenya
Tel. +254 20 762 1234
unep-publications@un.org
www.unep.org

Frontiers 2022

EMERGING ISSUES OF ENVIRONMENTAL CONCERN