

University of Groningen

## Eligibility criteria for programmed death receptor 1 inhibitors vs. real-world advice

Leus, A. J. G.; Horváth, B.; Terra, J. B.; Diercks, G. F. H.; Plaat, B. E. C.; Oosting, S. F.; Rácz, E.

*Published in:*  
BRITISH JOURNAL OF DERMATOLOGY

*DOI:*  
[10.1111/bjd.20774](https://doi.org/10.1111/bjd.20774)

**IMPORTANT NOTE:** You are advised to consult the publisher's version (publisher's PDF) if you wish to cite from it. Please check the document version below.

*Document Version*  
Publisher's PDF, also known as Version of record

*Publication date:*  
2022

[Link to publication in University of Groningen/UMCG research database](#)

### *Citation for published version (APA):*

Leus, A. J. G., Horváth, B., Terra, J. B., Diercks, G. F. H., Plaat, B. E. C., Oosting, S. F., & Rácz, E. (2022). Eligibility criteria for programmed death receptor 1 inhibitors vs. real-world advice: a retrospective analysis of 69 patients with advanced cutaneous squamous cell carcinoma of the head and neck. *BRITISH JOURNAL OF DERMATOLOGY*, 186(2), 371-372. <https://doi.org/10.1111/bjd.20774>

### **Copyright**

Other than for strictly personal use, it is not permitted to download or to forward/distribute the text or part of it without the consent of the author(s) and/or copyright holder(s), unless the work is under an open content license (like Creative Commons).

The publication may also be distributed here under the terms of Article 25fa of the Dutch Copyright Act, indicated by the "Taverne" license. More information can be found on the University of Groningen website: <https://www.rug.nl/library/open-access/self-archiving-pure/taverne-amendment>.

### **Take-down policy**

If you believe that this document breaches copyright please contact us providing details, and we will remove access to the work immediately and investigate your claim.

*Downloaded from the University of Groningen/UMCG research database (Pure): <http://www.rug.nl/research/portal>. For technical reasons the number of authors shown on this cover page is limited to 10 maximum.*

# Research letter

## Eligibility criteria for programmed death receptor 1 inhibitors vs. real-world advice: a retrospective analysis of 69 patients with advanced cutaneous squamous cell carcinoma of the head and neck

DOI: 10.1111/bjd.20774

DEAR EDITOR, Systemic treatment with programmed death receptor 1 (PD-1) inhibitors has been approved for patients with advanced cutaneous squamous cell carcinoma (cSCC) ineligible for curative surgery or radiation. The PD-1 inhibitors cemiplimab and pembrolizumab have shown promising response rates of 50% and 38.5%, respectively.<sup>1,2</sup> Experience of the use of PD-1 inhibitors in the treatment of cSCC of the head and neck region (cSCCHN) is limited. We hypothesized that PD-1 inhibitors would have a limited place in clinical practice, as a large proportion of patients with advanced disease are immunocompromised (e.g. organ transplant patients) and would have a contraindication for PD-1 inhibitors. Therefore, we analysed the proportion of our institutional cohort of patients with advanced cSCCHN who would theoretically be eligible for treatment with PD-1 inhibitors according to the eligibility criteria of the registration study and according to expected real-life eligibility criteria.

Patients with primary cSCCHN treated between 2000 and 2014 at the University Medical Center Groningen were retrospectively included. Patients diagnosed with nodal and/or distant metastatic cSCCHN or inoperable locally advanced cSCCHN (T3/T4 in the American Joint Committee on Cancer 8<sup>th</sup> edition classification system) were identified. Patients were deemed inoperable if surgery was decided against by the tumour board prior to treatment because of tumour size, expected loss of functionality or severely impaired condition of the patient. The reason for the decision not to operate was extracted from the tumour board notes in the electronic patient files.

Exclusion criteria in the registration study were categorized into absolute and relative contraindications based on clinical experience and the literature. Contraindications defined absolute were immunosuppression equalling  $\geq 10$  mg prednisolone, organ transplant other than kidney, and an Eastern Cooperative Oncology Group (ECOG) performance score  $> 2$ . Relative contraindications were organ failure,<sup>3</sup> autoimmune disease in the last 5 years,<sup>4</sup> brain metastases,<sup>5</sup> kidney transplant,<sup>6</sup> ECOG performance score = 2, malignancy in the past 5 years (unless treated with curative intent and no recurrence) and tumour location on eyelid or lip.<sup>7</sup>

Kidney transplant was considered a relative contraindication as opposed to other organ transplants, as graft rejection in kidney recipients (which may be induced by PD-1 inhibitors) does not influence overall survival.<sup>6</sup> Furthermore, although not preferable, kidney recipients with a failing graft could restart dialysis to replace renal function. The reason for exclusion of patients with tumours arising from the eyelid or lip is not stated in the protocol of the registration study. Furthermore, these patients may especially benefit from systemic therapy, as surgical excision will often cause a loss of functionality.

All analyses were performed at the patient level. In case of multiple tumours per patient the tumour with the highest stage was selected; in case of equal stages the tumour that developed first within the inclusion period was selected. Statistical analyses were performed using SPSS Statistics (v. 23.0; IBM, Armonk, NY, USA).

From the total of 770 patients with 1116 cSCCHNs, 164 patients had locally advanced tumours (21.3%), of whom 12 patients were deemed inoperable (1.6%). Metastatic disease occurred in 64 patients (8.3%), including 13 patients with distant metastasis. Seven patients had both locally advanced and inoperable, and metastatic disease, leading to a total of 69 patients [9.0%, median age 79 years (range 40–94), 50 (72%) men] with metastatic or inoperable locally advanced cSCCHN (Table 1). If only absolute contraindications were applied, 65 (94%) of these 69 patients would have been eligible for PD-1 inhibitors. Thirty-six patients (52%) were excluded due to relative contraindications, including one patient with both an absolute and a relative contraindication, leading to 30 (43%) patients fulfilling the study eligibility criteria.

The number of patients with cSCCHN rose over the years, as did the absolute number of patients who would have been eligible for PD-1 inhibitors. Further rises of incidence and numbers of eligible patients are expected in the future. Moreover, the role of PD-1 inhibitors might expand further if they can be used in the curative setting. Ongoing studies (NCT03833167 and NCT03969004) will assess the efficacy of adjuvant PD-1 inhibitors, and a study on neoadjuvant PD-1 inhibitors showed promising results.<sup>8</sup>

Limitations of our study are the retrospective nature, making the number of eligible patients hypothetical as patients were not actually treated with PD-1 inhibitors, and the subjective judgement of inoperability by the treating physicians, which could also have changed over time. Future research comparing real-life data on PD-1 treatment with the eligibility




**Table 1** Failed eligibility criteria for treatment with programmed death receptor 1 (PD-1) inhibitors in patients with inoperable locally advanced or metastatic cutaneous squamous cell carcinoma of the head and neck

Reason ineligible for PD-1 inhibitors, n (%)	Inoperable locally advanced or metastatic disease (n = 69)
<b>Absolute exclusion criteria</b>	
Immune suppression equalling $\geq$ 10 mg prednisolone	0
Organ transplant other than kidney	1 (1)
ECOG performance score $>$ 2	3 (4)
Total absolute	4 (6)
<b>Relative exclusion criteria<sup>a</sup></b>	
Organ failure	2 (3)
Autoimmune disease diagnosed or treated in the last 5 years	2 (3)
Brain metastases	1 (1)
Kidney transplant	3 (4)
ECOG performance score = 2	6 (9)
ECOG performance score unknown	10 (14)
Malignancy in the past 5 years (not treated locally)	3 (4)
Tumour location on eyelid or lip	16 (23)
Total relative	36 (52)

ECOG, Eastern Cooperative Oncology Group. <sup>a</sup>Some patients were ineligible for checkpoint inhibitors due to more than one reason, making the total number lower than when all separate criteria numbers are counted. If a criterion was unknown, the patient was considered unfit.

criteria of the registration study is necessary to confirm our results.

In conclusion, 9% of our patients with cSCCHN had advanced disease. The number of patients with advanced disease per year increased over time. A significant proportion of these patients would be eligible for treatment with PD-1 inhibitors.

A.J.G. Leus <sup>1</sup>, B. Horváth <sup>1</sup>, J.B. Terra,<sup>2</sup> G.F.H. Diercks,<sup>3</sup> B.E.C. Plaat <sup>4</sup>, S.F. Oosting<sup>5</sup> and E. Rácz<sup>1</sup>

<sup>1</sup>Department of Dermatology, <sup>3</sup>Department of Pathology, <sup>4</sup>Department of Otorhinolaryngology, Head and Neck Surgery and <sup>5</sup>Department of Medical Oncology, University of Groningen, University Medical Center Groningen,

Groningen, the Netherlands and <sup>2</sup>Department of Dermatology, Isala Clinics, Zwolle, the Netherlands

Email: a.j.g.leus@umcg.nl

S.F.O. and E.R. contributed equally.

## References

- Migden MR, Rischin D, Schmults CD et al. PD-1 blockade with cemiplimab in advanced cutaneous squamous-cell carcinoma. *N Engl J Med* 2018; **379**:341–51.
- Maubec E, Boubaya M, Petrow P et al. Pembrolizumab as first-line therapy in patients with unresectable cutaneous squamous cell carcinoma (cSCC): phase 2 results from CARSKIN. *J Clin Oncol* 2019; **37** (15 Suppl.):9547.
- Cheun H, Kim M, Lee H et al. Safety and efficacy of immune checkpoint inhibitors for end-stage renal disease patients undergoing dialysis: a retrospective case series and literature review. *Invest New Drugs* 2019; **37**:579–83.
- Jeurling S, Cappelli LC. Treatment of immune checkpoint inhibitor-induced inflammatory arthritis. *Curr Opin Rheumatol* 2020; **32**:315–20.
- Eguren-Santamaria I, Sanmamed MF, Goldberg SB et al. PD-1/PD-L1 blockers in NSCLC brain metastases: challenging paradigms and clinical practice. *Clin Cancer Res* 2020; **26**:4186–97.
- d'Izarny-Gargas T, Durrbach A, Zaidan M. Efficacy and tolerance of immune checkpoint inhibitors in transplant patients with cancer: a systematic review. *Am J Transplant* 2020; **20**:2457–65.
- Kahn BJ, Parker D, Yushak M et al. Multiple keratin granulomata: a potential histologic clue to cutaneous squamous cell carcinoma responding to programmed cell death protein 1 inhibitor therapy. *J Cutan Pathol* 2019; **46**:452–4.
- Gross N, Ferrarotta R, Nagarajan P et al. LBA74 – phase II study of neoadjuvant cemiplimab prior to surgery in patients with stage III/IV (M0) cutaneous squamous cell carcinoma of the head and neck (CSCC-HN). *Ann Oncol* 2019; **30** (Suppl. 5):v910.

Funding sources: this study was sponsored by Sanofi (unrestricted grant).

Conflicts of interest: B.H. reports fees from AbbVie, Novartis, UCB Pharma, LEO Pharma, Solenne BV, Celgene, Akari Therapeutics, Philips, Roche and Janssen-Cilag for consultation and advisory roles, scientific research, congresses and courses; and fees from Novartis for consultation and advisory roles, scientific research and congresses outside the submitted work. B.E.C.P. reports fees from Olympus EU for consultation or advisory activities and an unrestricted investigator-initiated research grant. S.F.O. reports research grants from Novartis and Celldex, paid to the institution, outside the submitted work; and compensation for an advisory board from BMS, paid to the institution.