

University of Groningen

Collective Visual Storytelling

Amabili, Lorenzo; Hoesel, Frans H.J. van; Klaver, Tom; Kosinka, Jiri; van Meersbergen, Maarten; Mendrik, Adrienne; van Ooijen, Peter; Roerdink, J.B.T.M.; Svetachov, Pjotr; Yu, Lingyun

IMPORTANT NOTE: You are advised to consult the publisher's version (publisher's PDF) if you wish to cite from it. Please check the document version below.

Document Version

Publisher's PDF, also known as Version of record

Publication date:
2018

[Link to publication in University of Groningen/UMCG research database](#)

Citation for published version (APA):

Amabili, L., Hoesel, F. H. J. V., Klaver, T., Kosinka, J., van Meersbergen, M., Mendrik, A., van Ooijen, P., Roerdink, J. B. T. M., Svetachov, P., & Yu, L. (2018). *Collective Visual Storytelling*.

Copyright

Other than for strictly personal use, it is not permitted to download or to forward/distribute the text or part of it without the consent of the author(s) and/or copyright holder(s), unless the work is under an open content license (like Creative Commons).

The publication may also be distributed here under the terms of Article 25fa of the Dutch Copyright Act, indicated by the "Taverne" license. More information can be found on the University of Groningen website: <https://www.rug.nl/library/open-access/self-archiving-pure/taverne-amendment>.

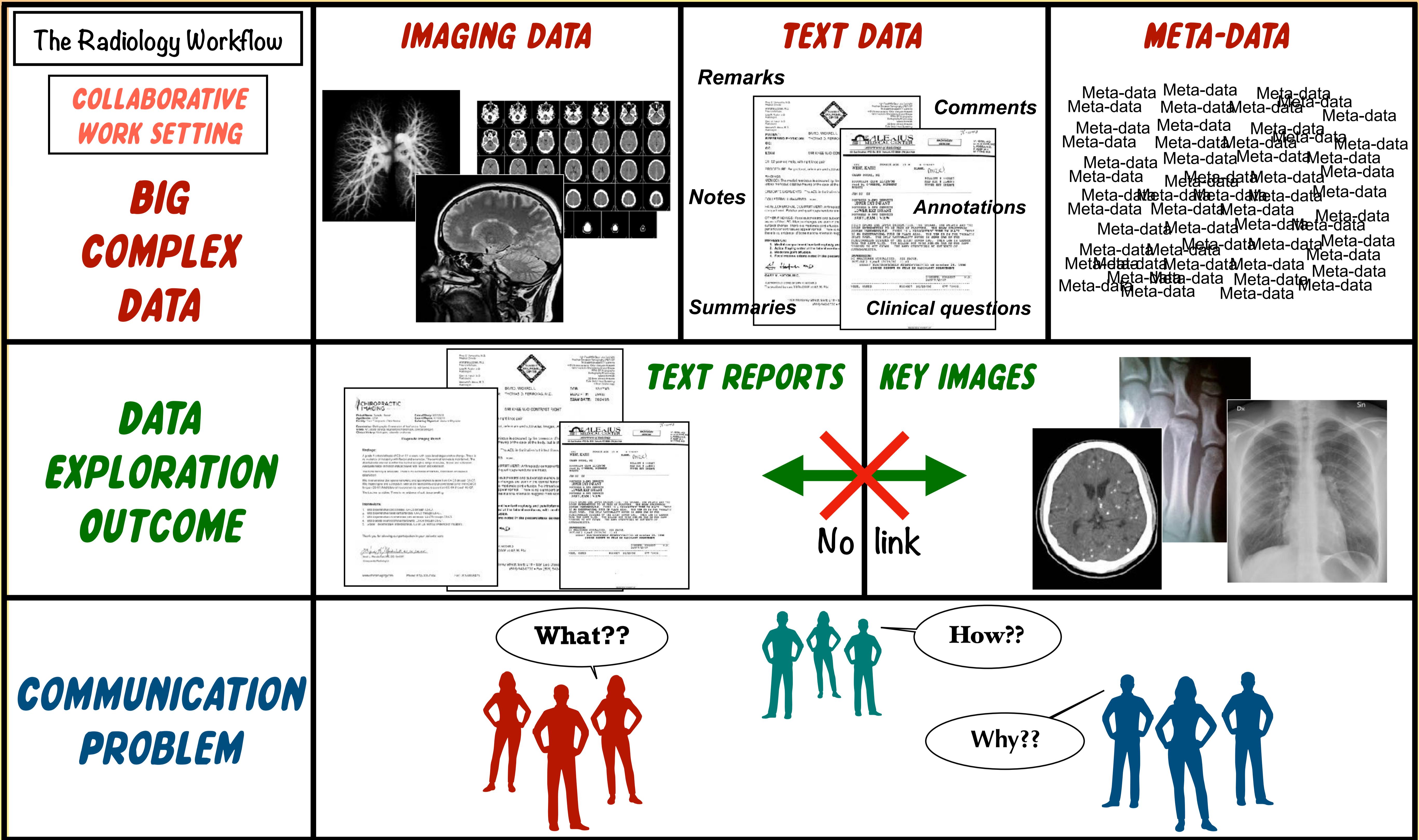
Take-down policy

If you believe that this document breaches copyright please contact us providing details, and we will remove access to the work immediately and investigate your claim.

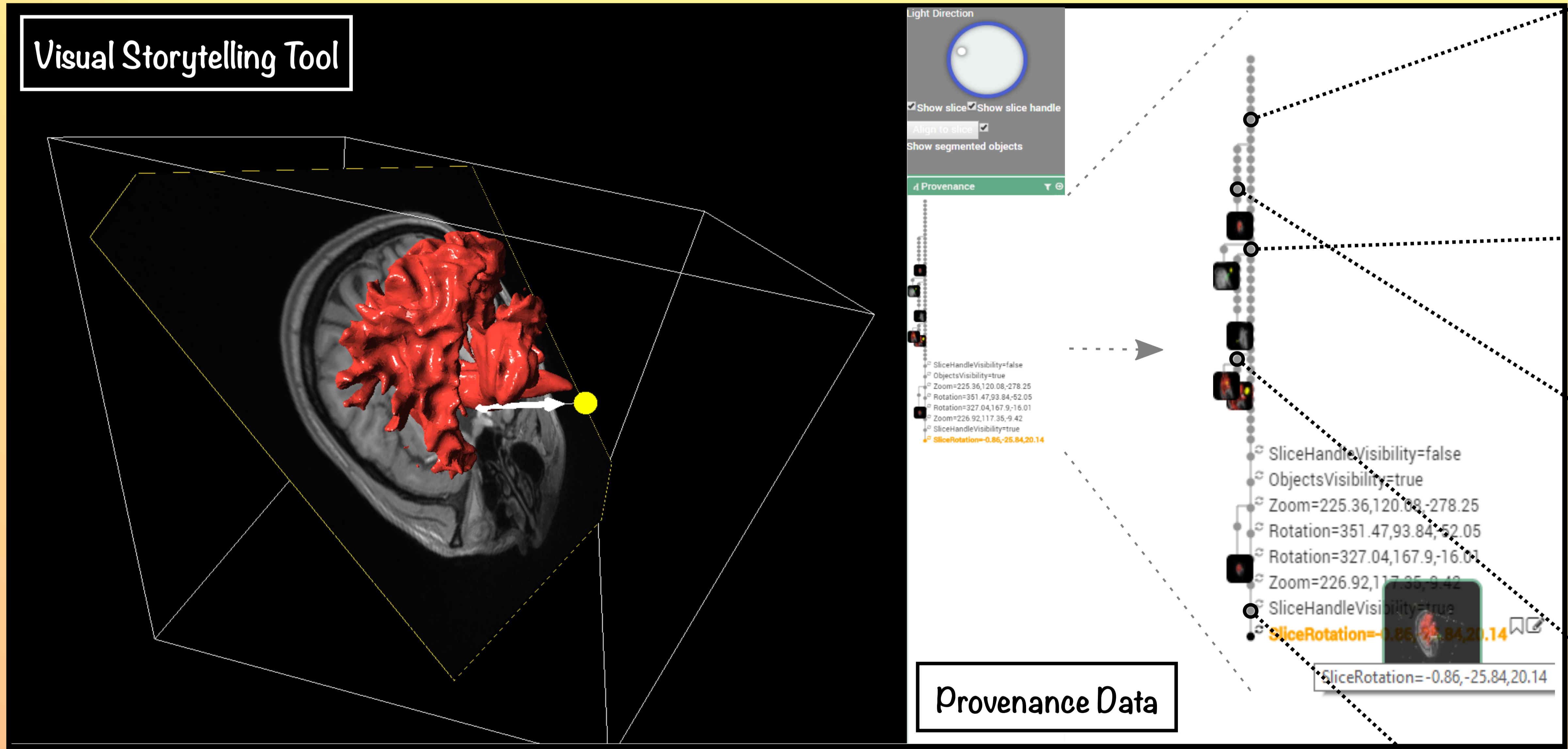
Downloaded from the University of Groningen/UMCG research database (Pure): <http://www.rug.nl/research/portal>. For technical reasons the number of authors shown on this cover page is limited to 10 maximum.

COLLABORATIVE VISUAL STORYTELLING

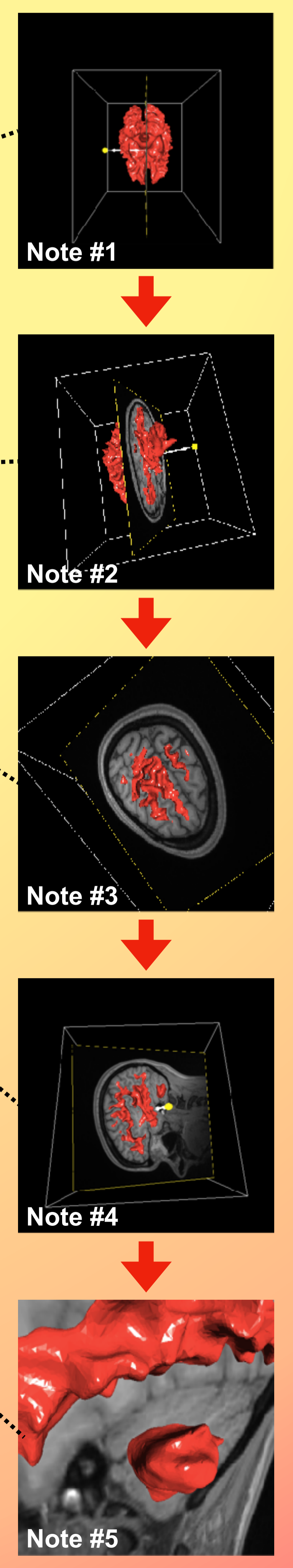
L. Amabili*, F.H.J. van Hoesel@, T. Klaver§, J. Kosinka*, M.A.J. van Meersbergen§, A. Mendrik§, P.M.A. van Ooijen#, J.B.T.M. Roerdink*, P. Svetachov@ and L. Yu*



By using a **visual storytelling tool** we can create **visual data stories** based on the **provenance data** of our analyses.



Visual Data Story



These **nonlinear stories** can be based on data exploration of **different users**.

This can facilitate **informed** and **collaborative** decision-making processes.