

University of Groningen

Semantic and lexical features of words dissimilarly affected by non-fluent, logopenic, and semantic primary progressive aphasia

Vonk, Jet M J; Jonkers, Roel; Hubbard, H Isabel; Gorno-Tempini, Maria Luisa; Brickman, Adam M; Obler, Loraine K

Published in:
Journal of the International Neuropsychological Society

DOI:
[10.1017/S1355617719000948](https://doi.org/10.1017/S1355617719000948)

IMPORTANT NOTE: You are advised to consult the publisher's version (publisher's PDF) if you wish to cite from it. Please check the document version below.

Document Version
Publisher's PDF, also known as Version of record

Publication date:
2019

[Link to publication in University of Groningen/UMCG research database](#)

Citation for published version (APA):

Vonk, J. M. J., Jonkers, R., Hubbard, H. I., Gorno-Tempini, M. L., Brickman, A. M., & Obler, L. K. (2019). Semantic and lexical features of words dissimilarly affected by non-fluent, logopenic, and semantic primary progressive aphasia. *Journal of the International Neuropsychological Society*, 25(10), 1011-1022. <https://doi.org/10.1017/S1355617719000948>

Copyright

Other than for strictly personal use, it is not permitted to download or to forward/distribute the text or part of it without the consent of the author(s) and/or copyright holder(s), unless the work is under an open content license (like Creative Commons).



The publication may also be distributed here under the terms of Article 25fa of the Dutch Copyright Act, indicated by the "Taverne" license. More information can be found on the University of Groningen website: <https://www.rug.nl/library/open-access/self-archiving-pure/taverne-amendment>.

Take-down policy

If you believe that this document breaches copyright please contact us providing details, and we will remove access to the work immediately and investigate your claim.

Downloaded from the University of Groningen/UMCG research database (Pure): <http://www.rug.nl/research/portal>. For technical reasons the number of authors shown on this cover page is limited to 10 maximum.

Semantic and lexical features of words dissimilarly affected by non-fluent, logopenic, and semantic primary progressive aphasia

Jet M. J. Vonk^{1,*} , Roel Jonkers², H. Isabel Hubbard³, Maria Luisa Gorno-Tempini⁴, Adam M. Brickman¹  and Loraine K. Obler⁵

¹Department of Neurology, Taub Institute for Research on Alzheimer's Disease and the Aging Brain, Columbia University Medical Center, New York, NY, USA

²Department of Linguistics, University of Groningen, The Netherlands

³Department of Communication Sciences and Disorders, University of Kentucky, Lexington, KY, USA

⁴Department of Neurology, Memory and Aging Center, University of California San Francisco, San Francisco, CA 94158, USA

⁵Department of Speech-Language-Hearing Sciences, The Graduate Center, City University of New York, New York, NY, USA

(RECEIVED December 13, 2018; FINAL REVISION June 25, 2019; ACCEPTED July 28, 2019; FIRST PUBLISHED ONLINE September 12, 2019)

Abstract

Objective: To determine the effect of three psycholinguistic variables—lexical frequency, age of acquisition (AoA), and neighborhood density (ND)—on lexical-semantic processing in individuals with non-fluent (nfvPPA), logopenic (lvPPA), and semantic primary progressive aphasia (svPPA). Identifying the scope and independence of these features can provide valuable information about the organization of words in our mind and brain. **Method:** We administered a lexical decision task—with words carefully selected to permit distinguishing lexical frequency, AoA, and orthographic ND effects—to 41 individuals with PPA (13 nfvPPA, 14 lvPPA, 14 svPPA) and 25 controls. **Results:** Of the psycholinguistic variables studied, lexical frequency had the largest influence on lexical-semantic processing, but AoA and ND also played an independent role. The results reflect a brain-language relationship with different proportional effects of frequency, AoA, and ND in the PPA variants, in a pattern that is consistent with the organization of the mental lexicon. Individuals with nfvPPA and lvPPA experienced an ND effect consistent with the role of inferior frontal and temporoparietal regions in lexical analysis and word form processing. By contrast, individuals with svPPA experienced an AoA effect consistent with the role of the anterior temporal lobe in semantic processing. **Conclusions:** The findings are in line with a hierarchical mental lexicon structure with a conceptual (semantic) and a lexeme (word-form) level, such that a selective deficit at one of these levels of the mental lexicon manifests differently in lexical-semantic processing performance, consistent with the affected language-specific brain region in each PPA variant.

Keywords: Age of acquisition, Lexical frequency, Neighborhood density, Psycholinguistics, Word processing, Mental lexicon, Dementia

INTRODUCTION

Words are complex entities composed of various pieces of information, of which meaning is one and lexical label (i.e., word form) another. Various features of words have been proposed to affect processing at either the word-form level or conceptual level. The most discussed feature is lexical frequency, how often a word occurs in a given language corpus. A long-lasting and unsettled debate

revolves around if and how lexical frequency relates to the age at which a word is learned, or “age of acquisition” (AoA). These features are highly correlated with each other; a high-frequency word is often acquired at an early age, while a low-frequency word is usually acquired at a later age (e.g., Morrison, Ellis, & Quinlan, 1992). Another psycholinguistic feature—but bound to a word's lexical label—that influences lexical-semantic processing is orthographic neighborhood density (ND). This feature quantifies how many close neighbors a word has by counting the number of words that differ orthographically by one letter from the target word. Determining the scope and independence of these psycholinguistic features in word processing can provide valuable information about the organization of words in our mind

*Correspondence and reprint requests to: Jet M. J. Vonk, Department of Neurology, Taub Institute for Research on Alzheimer's Disease and the Aging Brain, Columbia University Medical Center, 630 W 168th St, P&S Box 16, New York, NY 10032-3784, USA, Tel: (212) 342 1399, E-mail: jv2528@cumc.columbia.edu

and brain, and in particular about how separate language aspects may be affected differently due to regional atrophy in individuals with brain damage.

Lexical frequency and AoA are often investigated with various linguistic tasks such as naming and lexical decision with the intention of measuring which of the two features has a larger effect on accuracy and response time (RT). Notably, across studies AoA has been reported to have a larger effect than frequency, an equal effect, or a smaller effect (e.g., Brysbaert & Ghyselinck, 2006; Cortese & Khanna, 2007; Gilhooly & Logie, 1982; Treiman, Mullennix, Bijeljac-Babic, & Richmond-Welty, 1995). These contradictory results may be related to the methodological approach used. Many studies use multiple regression analyses to define each feature's influence (e.g., Brown & Watson, 1987; Cortese & Schock, 2013), but this statistical approach can be problematic because of high collinearity between frequency and AoA. To circumvent this statistical hurdle, some researchers manipulate one feature while controlling for another, for example, comparing performance on early- *versus* late-acquired words with on average equal frequencies (e.g., Barry, Hirsh, Johnston, & Williams, 2001; Turner, Valentine, & Ellis, 1998). In this study, we have adapted this approach with an additional step, namely to not only control for the other variable but to contrast extreme values of one variable within a constant, extreme value of the other, for example, to analyze the effects of early *versus* late AoA within only low-frequency words, or high *versus* low frequency within only late AoA words (Gerhand & Barry, 1999).

The effects reported for orthographic ND are contradictory as well. High ND facilitates lexical decision in some studies (e.g., Pollatsek, Perea, & Binder, 1999; Sears, Hino, & Lupker, 1995), inhibits it in others (e.g., Carreiras, Perea, & Grainger, 1997), and an effect is absent in yet others (e.g., Coltheart, Davelaar, Jonasson, & Besner, 1977). This inconsistency may be explained by an interaction between ND and frequency, in which ND works in a facilitative manner for low-frequency words and in an inhibitive manner for high-frequency words (Balota, Cortese, Sergent-Marshall, Spieler, & Yap, 2004; Sears et al., 1995).

The mental lexicon is thought to be separated into a conceptual level, lemma level, and lexeme level. The conceptual level relates to semantics, the lemma level to syntax, and the lexeme level to aspects of word form in single-word processing (Bock & Levelt, 1994). AoA is considered to have a semantic locus, while ND applies to the word-form level (e.g., Brysbaert, Van Wijnendaele, & De Deyne, 2000; Cortese & Khanna, 2007; Levelt, Roelofs, & Meyer, 1999; Roelofs, Meyer, & Levelt, 1996; Steyvers & Tenenbaum, 2005). These loci are exemplified by highly overlapping measures of AoA across languages for words and their translation equivalents, while values of ND for such word pairs differ dramatically across languages (see Lexicon Projects, e.g., Balota et al., 2007; Ferrand et al., 2010; Keuleers, Diependaele, & Brysbaert, 2010; Keuleers, Lacey, Rastle, & Brysbaert, 2012). The locus of frequency is debated but is proposed to relate to both levels (Vonk, 2017).

Individuals with primary progressive aphasia (PPA) experience breakdown of language due to progressive cortical atrophy. While semantic impairment at a word level is only a diagnostic criterion for individuals with the semantic variant of PPA (svPPA), in individuals with all three variants of PPA—non-fluent, logopenic, and semantic—words are affected in some way, namely the production, retrieval, or understanding of words, respectively. Individuals with the non-fluent variant of PPA (nfvPPA) are the least affected in semantic processing, with normal single-word comprehension and spared object knowledge, yet with variability among individuals with the non-fluent variant regarding the degree of word-finding difficulties. The hallmark of individuals with the logopenic variant of PPA (lvPPA) is anomia; although their single-word comprehension is preserved, they often experience effort finding the intended word for production. This deficit is not driven by impairment at a conceptual level, as shown by their ability to use instead simpler substitutions or circumlocutionary descriptions. By contrast, in individuals with svPPA, the conceptual level is inherently affected as these individuals lose the core knowledge of concepts; they may claim they have never known the name or use of a common object.

Psycholinguistic variables, including lexical frequency, AoA, and ND, have also been shown to affect word processing in individuals with PPA, often disproportionately compared to controls. Individuals with semantic PPA typically evidence increased difficulty with low-frequency words (e.g., Lambon Ralph et al., 2011; Patterson et al., 2006), but individuals with the non-fluent and logopenic variants also demonstrate more difficulty with low-frequency words compared to controls (e.g., Diesfeldt, 2011; Wilson et al., 2014). Less is known about how ND and AoA influence word processing in each variant. Later AoA has been associated with decreased performance in individuals with PPA, without specification of the variant (e.g., Hirsh & Funnell, 1995; Kremin et al., 2001). Marcotte et al. (2014) showed that in verb production, individuals with semantic PPA produced more errors on late-acquired words than those with non-fluent PPA—no individuals with logopenic PPA were included. With regard to ND, Laganaro, Croisier, Bagou, and Assal (2012) described a patient with progressive apraxia of speech due to atrophy and hypometabolism in the left insula, inferior, medial and superior frontal gyrus, and precentral gyrus, whose speech production was worse for items with lower phonological ND.

To determine how the conceptual and lexeme levels of the mental lexicon relate to lexical-semantic processing, this study investigated if and how the psycholinguistic features of frequency, AoA, and ND differently affect lexical decision accuracy and RT in individuals with the three variants of PPA. The correspondence between the focal atrophy pattern of individuals with each variant of PPA on the one hand and the brain regions involved in word-form (at the lexeme level of the mental lexicon) or semantic (at the conceptual level of the mental lexicon) processing on the other hand leads to explicit hypotheses about the influence of psycholinguistic

Table 1. Participant characteristics

	Controls	nfvPPA	lvPPA	svPPA
Number	25	13	14	14
Gender (female)	18	10	8	11
Handedness	R = 24, L = 1, A = 0	R = 10, L = 2, A = 1	R = 11, L = 2, A = 1	R = 12, L = 2, A = 0
Age	69.6 (7.6)	67.3 (8.2)	65.1 (5.3)	72.1 (4.4)
Education (years)	17.7 (1.3)	15.8 (1.6)	15.7 (2.0)	16.9 (1.9)
MMSE	29.2 (.9)	22.8 (6.3)	21.9 (4.7)	21.5 (6.4)
CDR	0.0 (.1)	2.1 (2.1)	3.4 (1.3)	5.4 (2.5)

Note. mean (*SD*); nfvPPA = non-fluent primary progressive aphasia (PPA), lvPPA = logopenic PPA, svPPA = semantic PPA, L = left-handed, R = right-handed, A = ambidextrous, MMSE = Mini-Mental State Examination, CDR = Clinical Dementia Rating.

variables on lexical decision performance. The inferior frontal, temporoparietal, and occipitotemporal networks are involved in lexical analysis and word-form processing in reading (e.g., Shaywitz et al., 1998). These areas are typically affected in individuals with either nfvPPA or lvPPA, but not in those with svPPA (e.g., Gorno-Tempini et al., 2011). Thus, we predicted an effect of ND in individuals with nfvPPA and lvPPA, but not in those with svPPA. By contrast, individuals with svPPA experience semantic problems, caused by atrophy in the anterior temporal lobe. As the effect of AoA has a semantic locus, we predicted that AoA would specifically influence lexical decision performance in individuals with svPPA, but not in those with nfvPPA or lvPPA.

METHOD

Participants

The study sample included a group of 41 individuals with PPA (29 women; mean age = 68.2, *SD* = 6.7; mean years of education = 16.2, *SD* = 1.9; Table 1), classified as 13 individuals with nfvPPA, 14 with lvPPA, and 14 with svPPA at the University of California at San Francisco (UCSF) Memory and Aging Center. The clinical diagnosis of dementia and the specific syndrome of PPA for each individual were based on multidisciplinary criteria including clinical history, neurological examination, structural neuroimaging, and neuropsychological and language evaluation by a group of neurologists, neuroscientists, neuropsychologists, and speech-language pathologists. Structural MR neuroimaging confirmed atrophy of the left inferior frontal gyrus and insula in the nfvPPA group, of the left posterior temporal cortex and inferior parietal lobule in the lvPPA group, and of the bilateral anterior temporal lobes in the svPPA group. Neuroimaging was also used to exclude other causes of focal brain damage (e.g., tumor and white matter disease). Of the individuals with svPPA, eight were affected by more atrophy in their right hemisphere than their left hemisphere, yet all displayed substantial atrophy in their left hemisphere on structural MRI scans and exhibited language deficits consistent with svPPA.

Additionally, 25 age-matched controls (18 women; mean age = 69.6, *SD* = 7.6; mean years of education = 17.7,

SD = 1.3) were tested. None of the control participants had a history of head injury or neurological or psychiatric disorders. Recent structural MRI scans (within 1 year of cognitive testing), as well as scores on the Clinical Dementia Rating (CDR; Morris, 1993) and Mini-Mental State Examination (MMSE; Folstein, Folstein, & McHugh, 1975), were available for 18 of the 25 control participants (Table 1). For these individuals, MRI scans did not show abnormalities, CDR was 0 for 17 individuals and .5 for one 88-year-old woman, and MMSE scores ranged from 28 to 30. The seven individuals who did not have MRI, CDR, and MMSE available were not suspected of having any cognitive impairment.

All controls were monolingual speakers of American English. Among the 41 participants with PPA, all were native speakers of American English; of them, 4 were proficient in at least 1 other language. All reported having normal or corrected-to-normal vision. To determine if each participant's hearing ability was adequate to accurately complete the experimental lexical decision task, auditory thresholds were obtained for each participant. All participants demonstrated adequate hearing with no greater than mild loss in at least one ear for octave frequencies between 250 and 8000 Hz at a level of 25 dB Hearing Level (HL). In addition, stimuli were simultaneously presented auditorily and visually to support anyone with mild hearing loss (Obler, Obermann, Samuels, & Albert, 1999). Participants gave written consent in accordance with the Institutional Review Boards of UCSF and the City University of New York.

Stimuli

The materials consisted of two sets of 48 nouns each to contrast frequency with either AoA or ND, with three words overlapping between the sets. Each set was divided into 4 categories of 12 words following a 2 × 2 design (high/low frequency vs. early/late AoA and high/low frequency vs. high/low ND; see Table 2 for all words). Familiarity ratings were available for 83 of the 93 unique words (Nusbaum, Pisoni, & Davis, 1984), with the words having high familiarity on a scale from 1 to 7 (mean = 6.95, *SD* = 0.11, range 6.5–7). Familiarity ratings were missing for four words in Set 1 (frequency vs. AoA; 0× in high frequency-late AoA,

Table 2. Stimulus materials

Category (Set 1)			
High freq-late AoA	High freq-early AoA	Low freq-late AoA	Low freq-early AoA
taxi	wheel	racket	sofa
priest	cheese	bleach	chalk
valley	knife	wrench	cereal
sweat	square	blush	cola
lawyer	snow	razor	stove
prison	dress	siren	straw
flesh	sugar	staple	stripe
radar	plant	wedge	bubble
crowd	truck	lasso	melon
drug	circle	herb	crayon
mayor	movie	cube	carrot
thief	table	violin	spoon
Category (Set 2)			
High freq-high ND	Low freq-low ND	High freq-low ND	Low freq-high ND
rose	crow	edge	mane
line	mule	copy	pail
wire	wasp	club	bead
gate	plum	desk	pear
rain	snot	spot	cone
meat	germ	town	rake
seat	pond	gift	lace
lake	claw	wolf	pine
mail	sofa	soda	bean
hall	cola	snow	seed
date	yolk	girl	rack
race	moth	yard	hose

Note. Freq = frequency, AoA = age of acquisition, ND = neighborhood density.

2× in high frequency-early AoA, 1× in low frequency-late AoA, 1× in low frequency-early AoA) and for seven words in Set 2 (frequency vs. ND; 1× in high frequency-high ND, 2× in low frequency-low ND, 1× in high frequency-low ND, 3× in low frequency-high ND).

The 4 categories in Set 1 (frequency vs. AoA) each included 12 words that were either high frequency/early acquired, high frequency/late acquired, low frequency/early acquired, or low frequency/late acquired. Low-frequency words occurred 0.4–8.0 times per million words and high-frequency words occurred 20–560 times per million words (Brysbaert & New, 2009). AoA was determined according to the ratings of Kuperman, Stadthagen-Gonzalez, and Brysbaert (2012). Words were considered early acquired 2.5–4.5 years of age and late acquired between 7 and 10 years of age. The categories were matched on letter length, phoneme length, syllable length, imageability, orthographic ND, phonological ND, and familiarity (Balota et al., 2007; Brysbaert, Stevens, De Deyne, Voorspoels, & Storms, 2014). When each of 2 categories was collapsed to be divided only by our target variables (either frequency or AoA), the 2 24-word categories still matched on these additional variables.

The 4 categories in Set 2 (frequency vs. ND) included 12 words each that were either high frequency/high ND, high frequency/low ND, low frequency/high ND, or low frequency/low ND. As ND is highly influenced by a word's number of letters (the more letters, the fewer neighbors), only four-letter words—having 2–4 phonemes—were included in this set. ND is measured by the Levenshtein distance to its 20 closest neighbors when performing the minimum number of changes (insertions, deletions, or substitutions of single characters) to morph one word into another (Yarkoni, Balota, & Yap, 2008). For example, a Levenshtein distance of 1 (the smallest possible) means that the 20 closest words to the target word can all be formed by changing only 1 character. In this set, four-letter words are considered to have high ND with an orthographic Levenshtein distance of 1–1.1 and to have low ND with a distance of 1.45–1.9. The categories were matched on phoneme length, syllable length, AoA, and familiarity. All words in this set were relatively early acquired (AoA = 3.42–6.44 years). When each of 2 categories was collapsed to be divided only by our target variables (either frequency or ND), the 2 24-word categories still matched on these additional variables.

Pseudowords were orthographically and phonologically plausible in English. Candidates for pseudowords were automatically created using Wuggy, a pseudoword generator (Keuleers & Brysbaert, 2010), followed by a manual selection and verification by a second reader who was a native speaker of American English. Pseudowords were based on real words used in the experiment; all pseudowords were the same letter- and syllable-length as their base word, differed less than ± 0.15 orthographic Levenshtein distance from their base word, and had up to two neighbors at one edit-distance (change to morph one word into another) more or less than their base word. Each pseudoword was generated for a different real word of the stimuli; that is, no pseudowords shared the same base word. No homophones of existing English words were included.

Procedure

A lexical decision task was administered in which participants had to identify whether the string of letters on the screen formed a real word or not. Participants were tested individually in a quiet room at a table with the investigator seated next to them. They indicated their answer by pressing a green button on a keyboard for a real word (green sticker-covered key /) and a red button for a pseudoword (red sticker-covered key z). The instructions specified to answer as accurately and as quickly as possible but stressed that accuracy was more important than speed. This clause served the purpose to avoid shallow lexical processing and to lessen the chance of a speed-accuracy trade-off that would negatively affect accuracy (Pollatsek et al., 1999). Stimuli were simultaneously presented visually and auditorily to avoid the measurement of task-input-related effects due to diagnosis (e.g., surface dyslexia in individuals with svPPA and phonological loop deficits in individuals with lvPPA).

The task was divided into short blocks, with the first block being preceded by detailed instructions and practice items to accustom the participants to the task. For similar reasons, unknown to the participant, each block started with three filler items. Blocks, as well as words and pseudowords within a block, were randomly presented. A fixation cross of 750 ms preceded the onset of a word. Participants had to answer within 6 s after onset of the word; if no answer was given after 6 s, the word would disappear and a new trial would appear—the item's accuracy would be scored as incorrect. E-Prime 2.0 (2.0.10.356) was used to design and run the experiment, recording response accuracy and RT in ms (Schneider, Eschman, & Zuccolotto, 2002).

Statistical Analysis

Descriptive statistics were calculated for all variables. Items that received no response were scored as incorrect (0.1% of the responses; 8 out of 6337, all in individuals with PPA). Responses faster than 200 ms would have been excluded from analyses but did not occur in the data. Analyses with RT as the dependent variable included only items with correct

responses. Due to the typical positively skewed distribution of RT, a natural logarithmic transformation was applied to render the data normally distributed.

Means were calculated for both accuracy and RT for each of four categories: high/low frequency *versus* early/late AoA in Set 1 and high/low frequency *versus* high/low ND in Set 2. The main analysis included models per group (3× PPA and controls) (1) to compare high *versus* low frequency while AoA (Set 1)/ND (Set 2) was controlled, (2) to compare early *versus* late AoA/high *versus* low ND while frequency was controlled, and (3) the interaction between frequency and AoA (Set 1)/ND (Set 2). Additional models per group (3× PPA and controls) separated the effects of frequency and AoA (Set 1)/ND (Set 2) by analyzing differences in accuracy and RT among the four different categories of words: high frequency-early AoA (Set 1)/high ND (Set 2), high frequency-late AoA (Set 1)/low ND (Set 2), low frequency-early AoA (Set 1)/high ND (Set 2), and low frequency-late AoA (Set 1)/low ND (Set 2). Another series of models compared the effects of frequency and AoA (Set 1)/ND (Set 2) in each PPA group separately to the effects of these variables in the control group.

The data were analyzed with linear mixed models with maximum likelihood estimation adjusted for age, years of education, disease severity, and d' (positive response-bias). Models analyzing RT included a random intercept (categories nested within subjects) and fixed slope, while models analyzing accuracy included a fixed intercept and fixed slope, as covariance estimates indicated that there was no unique variance to estimate among individuals above and beyond the residual variance per category. Disease severity was calculated as a composite score of CDR box score (Lynch et al., 2006) and MMSE in order to account for individual variances in severity of PPA. For each individual with PPA, the sum of the CDR box scores was converted to a scale from 0 to 1 by dividing the summed scores by the maximum possible score of 18. The MMSE scores were flipped (e.g., a score of 26 became a score of 4) and subsequently converted to a scale from 0 to 1 by dividing the flipped score by the maximum possible score, 30. The composite score was the sum of the rescaled CDR box and MMSE scores, ranging from 0 to 2 in which a higher score signifies higher severity. To include disease severity as a covariate in all analyses, this measure was set to zero for control participants, as they did not suffer from PPA. Response bias on the lexical decision task was measured using the sensitivity index d' , following Signal Detection Theory (Macmillan, 2002), in which the lower the value, the higher the response bias (e.g., Kiehl, Deschamps, Jokel, & Meltzer, 2018; Nilakantan, Voss, Weintraub, Mesulam, & Rogalski, 2017).

Fixed variables for models within each diagnosis included age, years of education, disease severity, d' , frequency, AoA (Set 1 only)/ND (Set 2 only), and the interaction term between frequency and either AoA or ND in the main analysis. Standardized effect sizes (Cohen's d) were calculated by dividing the mean difference between the factor's levels by the standard deviation (\sqrt{N})*standard error of the estimate,

Table 3. Main effects and interactions of frequency with age of acquisition and neighborhood density within each group

Group	Set 1	df (1, x)	Accuracy			RT			
			<i>F</i>	<i>p</i>	<i>d</i>	df (1, x)	<i>F</i>	<i>p</i>	<i>d</i>
Control	Freq	100	4.819	.030*	.47	75	38.537	<.001***	.42
	AoA	100	4.819	.030*	.47	75	17.967	<.001***	.29
	Freq* AoA	100	.535	.466		75	1.156	.286	
nfvPPA	Freq	52	11.671	.001**	.89	39	9.299	.004**	.22
	AoA	52	.539	.466	.20	39	4.892	.033*	.16
	Freq* AoA	52	.637	.428		39	1.722	.197	
lvPPA	Freq	56	2.238	.140	.40	42	20.422	<.001***	.35
	AoA	56	1.378	.245	.31	42	3.212	.080	.14
	Freq* AoA	56	.577	.451		42	1.624	.210	
svPPA	Freq	56	22.721	<.001***	1.29	42	56.847	<.001***	.69
	AoA	56	14.014	<.001***	1.01	42	37.011	<.001***	.56
	Freq* AoA	56	3.503	.066†		42	1.528	.223	
Control	Set 2								
	Freq	100	12.744	.001**	.74	75	101.944	<.001***	.66
	ND	100	.073	.788	.07	75	.78	.380	.06
nfvPPA	Freq*ND	100	.073	.788		75	1.35	.249	
	Freq	52	7.803	.007**	.78	39	28.051	<.001***	.35
	ND	52	7.803	.007**	.78	39	1.157	.289	.07
lvPPA	Freq*ND	52	5.419	.024*		39	.858	.360	
	Freq	56	1.311	.002**	.86	42	53.512	<.001***	.68
	ND	56	4.419	.040*	.57	42	2.454	.125	.15
svPPA	Freq*ND	56	1.734	.193		42	1.981	.167	
	Freq	56	54.276	<.001***	1.99	42	42.553	<.001***	.82
	ND	56	1.847	.180	.37	42	5.800	.020*	.31
	Freq*ND	56	1.912	.172		42	2.013	.163	

Note. Freq = frequency, AoA = age of acquisition, ND = neighborhood density, df = degrees of freedom, *x* = denominator df, *d* = effect size reported in Cohen's *d*; **p* < .05, ***p* < .01, ****p* < .001; †*p* < .01 for interactions.

in which *N* is the number of levels per factor (2) times the group's participants) (Cohen, 1992; Taylor, 2015). Additional models within each diagnostic group to compare the four categories among each other included age, years of education, disease severity, *d'*, and category as fixed variables. Pairwise comparisons were performed using the Šidák correction. Models that compared across PPA groups included age, education, diagnosis, disease severity, *d'*, category, diagnosis*frequency, and diagnosis*AoA (Set 1)/ND (Set 2). Main effects were evaluated at $\alpha = .05$ and interaction effects at $\alpha = .10$, as the statistical power to detect interactions is typically much lower than the power for main effects (Aguinis, 1995; McClelland & Judd, 1993). All data were analyzed in IBM SPSS Statistics Version 24 (IBM Corp., 2016).

RESULTS

Frequency Versus Age of Acquisition

Main effects including effect sizes are reported in Table 3, overall lexical decision performance measured by accuracy and RT is presented in Table 4, and covariate effects are presented in Table 5. In the control group, high frequency and early AoA resulted in more accurate and quicker

responses than low frequency and late AoA for both measures. For individuals with nfvPPA, higher word frequency resulted in better accuracy and quicker RTs, while early AoA did not affect accuracy but did lead to quicker responses. In the lvPPA group, frequency did not predict accuracy, but higher-frequency items elicited quicker responses, while AoA predicted neither accuracy nor RT. In the svPPA group, high frequency and early AoA facilitated both accuracy and RT compared to low frequency and late AoA. Only the svPPA group showed an interaction effect between frequency and AoA on accuracy, with a larger AoA effect for low-frequency words than for high-frequency words (Figure 1).

When contrasting extreme values of one variable within a constant value of the other variable in pairwise comparisons, the svPPA group showed separate effects of frequency and AoA, with better performance on both accuracy ($p < .001$) and RT ($p = .033$) on high- versus low-frequency words within late AoA words, and more accurate ($p = .001$) performance on early- than late-acquired words within low-frequency words. The nfvPPA group showed a frequency effect within early AoA words on accuracy ($p = .026$). The control and lvPPA groups did not show differences among any categories for either accuracy or RT measures.

Table 4. Mean performance in accuracy (%) and response time (log)

	Overall Set 1		High freq-early AoA	High freq-late AoA	Low freq-early AoA	Low freq-late AoA	Overall Set 2	High freq-high ND	High freq-low ND	Low freq-high ND	Low freq-low ND
	Controls Acc	99.20 (2.41)	100.00 (.00)	99.36 (2.22)	99.36 (2.22)	99.36 (2.22)	98.08 (3.49)	98.78 (3.38)	100.00 (.00)	99.68 (1.60)	97.72 (4.47)
nvPPA	97.02 (5.44)	100.00 (.00)	98.15 (3.51)	98.15 (3.51)	94.92 (8.02)	95.00 (5.39)	96.81 (5.33)	98.69 (3.20)	98.15 (3.51)	98.15 (3.51)	92.23 (7.43)
lvPPA	96.77 (6.84)	99.43 (2.14)	96.43 (9.61)	96.43 (9.61)	95.93 (7.07)	95.29 (6.34)	96.34 (7.22)	99.43 (2.14)	98.21 (4.87)	96.50 (5.36)	91.21 (11.02)
svPPA	89.36 (17.99)	98.86 (2.91)	93.5 (13.56)	93.5 (13.56)	90.57 (11.23)	74.50 (26.37)	87.21 (19.89)	98.21 (6.68)	98.29 (3.41)	80.29 (20.07)	72.07 (25.55)
Controls RT	6.53 (.14)	6.47 (.15)	6.51 (.13)	6.51 (.13)	6.53 (.14)	6.59 (.12)	6.52 (.14)	6.47 (.12)	6.46 (.14)	6.57 (.14)	6.59 (.13)
nvPPA	7.10 (.41)	7.01 (.43)	7.11 (.42)	7.11 (.42)	7.13 (.46)	7.16 (.37)	7.09 (.43)	7.01 (.46)	7.02 (.45)	7.14 (.40)	7.19 (.45)
lvPPA	6.85 (.28)	6.75 (.28)	6.83 (.27)	6.83 (.27)	6.90 (.27)	6.91 (.31)	6.85 (.24)	6.76 (.24)	6.77 (.24)	6.90 (.21)	6.98 (.23)
svPPA	6.92 (.23)	6.79 (.22)	6.89 (.20)	6.89 (.20)	6.92 (.19)	7.08 (.24)	6.90 (.26)	6.77 (.25)	6.80 (.23)	6.94 (.26)	7.07 (.23)

Note: mean (SD); Acc = accuracy, RT = response time (log), nvPPA = non-fluent primary progressive aphasia (PPA), lvPPA = logopenic PPA, svPPA = semantic PPA, freq = frequency, AoA = age of acquisition, ND = neighborhood density.

Performance of the different PPA groups against each other was directly compared by testing interactions of diagnosis *frequency and diagnosis *AoA. For accuracy, the frequency effect was larger for the svPPA group than the nvPPA ($t(123) = 3.102, p = .002$) and lvPPA ($t(123) = 3.757, p < .001$) groups, and there was no difference between the nvPPA and lvPPA groups ($t(123) = .584, p = .560$). Similarly, the AoA effect in accuracy performance was larger for the svPPA group than the nvPPA ($t(123) = 3.201, p = .002$) and lvPPA ($t(123) = 2.951, p = .004$) groups, and there was no difference between the nvPPA and lvPPA groups ($t(123) = -.305, p = .761$). For RT, the frequency effect was larger for the svPPA group than the nvPPA group ($t(123) = -2.083, p = .039$), but there were no differences between svPPA and lvPPA groups ($t(123) = -1.318, p = .190$), or between nvPPA and lvPPA groups ($t(123) = .790, p = .431$). The AoA effect in RT performance was larger for the svPPA group than the nvPPA ($t(123) = -1.874, p = .063$) and lvPPA ($t(123) = -2.383, p = .019$) groups, and there was no difference between nvPPA and lvPPA groups ($t(123) = -.465, p = .643$).

Frequency Versus Neighborhood Density

Main effects including effect sizes are reported in Table 3, and covariate effects are presented in Table 5. Controls responded more accurately and quickly to high-frequency than low-frequency words, but there was no effect of ND. Individuals with nvPPA and lvPPA showed the same pattern: they answered high-frequency words more accurately and more quickly than low-frequency ones and high ND words more accurately, but not more quickly, than low ND ones. The svPPA group answered more accurately and quickly to high-frequency than low-frequency words; there was no effect of ND on accuracy, but there was on RT. Only the nvPPA group showed an interaction between frequency and ND on their accuracy performance, with a larger ND effect within low-frequency words than within high-frequency words (Figure 2).

When contrasting extreme values of one variable within a constant value of the other variable in pairwise comparisons, the groups collectively showed a pattern of an independent frequency effect across accuracy and RT, present within both low ND and high ND words. Additionally, the nvPPA group showed an ND effect within low-frequency words ($p = .004$).

Performance of the different PPA groups against each other was directly compared by testing interactions of diagnosis *frequency and diagnosis *ND. For accuracy, the frequency effect was larger for the svPPA group than the nvPPA ($t(123) = 5.798, p < .001$) and lvPPA ($t(123) = 5.365, p < .001$) groups, and there was no difference between the nvPPA and lvPPA groups ($t(123) = -.533, p = .595$). The ND effect did not differ between the svPPA group and the nvPPA ($t(123) = .259, p = .796$) or lvPPA ($t(123) = .258, p = .797$) groups, or between the nvPPA and lvPPA groups ($t(123) = -.006,$

Table 5. Covariate effects of within group analyses in stimulus Set 1 and Set 2

Group	Set 1	Accuracy			RT		
		df (1, x)	F	p	df (1, x)	F	p
Control	Age	100	9.524	.003**	25	.535	.471
	Education	100	.278	.599	25	.055	.816
	d'	100	.203	.653	25	1.002	.327
nfvPPA	Age	52	.152	.698	13	1.667	.219
	Education	52	3.465	.068	13	.920	.355
	Disease severity	52	8.11	.006**	13	11.526	.005**
	d'	52	.021	.886	13	.640	.438
lvPPA	Age	56	.286	.595	14	.136	.718
	Education	56	.584	.448	14	1.811	.200
	Disease severity	56	.056	.813	14	.239	.633
	d'	56	14.994	<.001***	14	1.995	.180
svPPA	Age	56	25.931	<.001***	14	.736	.406
	Education	56	4.961	.030*	14	.929	.351
	Disease severity	56	2.251	.139	14	1.804	.201
	d'	56	.404	.528	14	.133	.721
Set 2							
Control	Age	100	6.454	.013*	25	.271	.607
	Education	100	5.038	.027*	25	.730	.401
	d'	100	1.397	.240	25	.564	.459
nfvPPA	Age	52	.035	.851	13	1.097	.314
	Education	52	1.366	.248	13	1.327	.270
	Disease severity	52	7.033	.011*	13	9.537	.009**
	d'	52	.046	.831	13	1.57	.232
lvPPA	Age	56	.379	.541	14	100.392	<.001***
	Education	56	.180	.673	14	.473	.503
	Disease severity	56	1.539	.220	14	2.523	.135
	d'	56	12.908	.001**	14	.003	.954
svPPA	Age	56	24.098	<.001***	14	.419	.528
	Education	56	5.684	.021*	14	.956	.345
	Disease severity	56	4.06	.049*	14	2.150	.165
	d'	56	.217	.643	14	.012	.913

Note. df = degrees of freedom, x = denominator df; * $p < .05$, ** $p < .01$, *** $p < .001$.

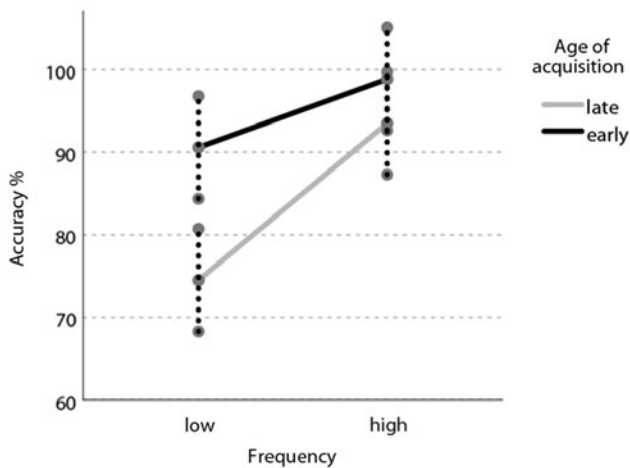


Fig. 1. Frequency versus age of acquisition in individuals with semantic primary progressive aphasia (error bars represent 95% confidence intervals).

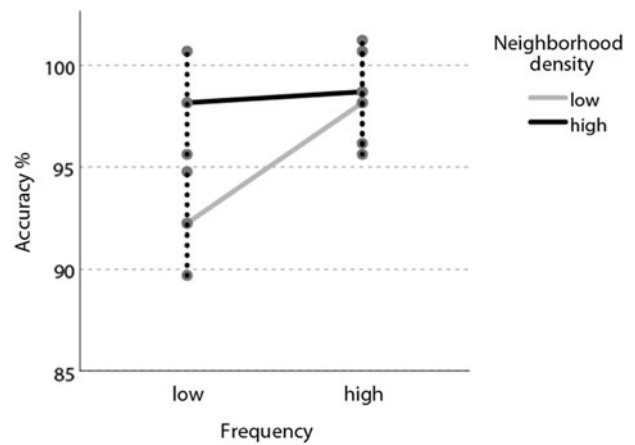


Fig. 2. Frequency versus neighborhood density in individuals with non-fluent primary progressive aphasia (error bars represent 95% confidence intervals).

$p = .995$). For RT, the frequency effect was larger for the svPPA group than the nvfPPA group ($t(123) = -1.669$, $p = .098$), but there were no differences between svPPA and lvPPA groups ($t(123) = -1.013$, $p = .313$), or nvfPPA and lvPPA groups ($t(123) = .675$, $p = .501$). The ND effect in RT performance did not differ between the svPPA group and the nvfPPA ($t(123) = -1.204$, $p = .231$) or lvPPA ($t(123) = -1.040$, $p = .300$) groups, or between the nvfPPA and lvPPA groups ($t(123) = .184$, $p = .855$).

DISCUSSION

We investigated the effect of three psycholinguistic variables—lexical frequency, AoA, and ND—on lexical-semantic processing in individuals with the three variants of PPA: nvfPPA, lvPPA, and svPPA. The theoretically based expectation was that the effects of AoA and ND in individuals with PPA would be different across variants because these variables are associated with the conceptual *versus* lexeme levels of the mental lexicon, respectively (e.g., Cortese & Khanna, 2007; Roelofs et al., 1996). Indeed, our results showed that some effects seem substantially stronger in individuals with one variant than another. In particular, individuals with svPPA experience a strong AoA effect (i.e., better performance on early-acquired than late-acquired words) on both accuracy and RT measures. Accuracy performances of those with the nvfPPA and lvPPA are subject to an effect of ND (i.e., better performance on words with a high than low ND)—however, the svPPA group also showed an ND effect in RT. These findings support the idea that psycholinguistic variables influence lexical-semantic processing at different levels of the mental lexicon.

Lexical frequency is one of the most investigated psycholinguistic variables and has been widely shown to affect RT and accuracy in lexical decision (e.g., Balota et al., 2007; Brown & Watson, 1987). In this study, as well, frequency had an effect on both accuracy and RT in individuals of all three PPA groups as well as in controls. Effect sizes of the impact of frequency on accuracy were medium in the control group, medium to large in the nvfPPA and lvPPA groups, and large to very large in the svPPA group. The size of each group's frequency effect corresponded to their overall accuracy score on the lexical decision task. In other words, errors and slower responses in lexical decision were specifically made on low-frequency words; the more errors one makes, the larger the performance gap between words with high *versus* low frequency becomes.

Our data demonstrate that frequency is not the only psycholinguistic variable to influence lexical-semantic processing. A topic of much debate is the relation between frequency and AoA: are these variables measuring the same or distinct effects, are the effects of equal size or is one stronger than the other, and are they related or independent of each other (e.g., Brysbaert & Ghyselinck, 2006; Gerhand & Barry, 1998; Zevin & Seidenberg, 2002)? Our findings strongly suggest that frequency and AoA measure

two different features because with negligible variance in word frequency in the category of low-frequency words, individuals with svPPA still show a solid AoA effect. In addition, the data showed that the AoA effect is stronger for low-frequency words than high-frequency words in individuals with svPPA, which is also reported in some studies of adults without dementia (Cortese & Schock, 2013; Gerhand & Barry, 1999). This interaction further emphasizes that lexical frequency and AoA are most probably two different features, both having independent influences on lexical-semantic processing.

The words in this dataset and the combination into categories were carefully controlled for a broad range of psycholinguistic and semantic variables. Having done so counters claims in the literature that finding an effect of frequency or AoA is actually a disguised effect of another variable; for example, Gilhooly and Logie (1982) argued that reports of an AoA effect are in fact failures to control for word familiarity. However, in the current study when familiarity was controlled for in the stimulus set that investigated frequency *versus* AoA (in addition to letter length, phoneme length, syllable length, imageability, orthographic ND, and phonological ND), the results still showed independent effects of the two variables. In controlling for familiarity, four words were missing familiarity values within the frequency *versus* AoA set; however, missingness was distributed across three of the four subsets. The missing familiarity values would have to have been extremely low to change the subset's mean familiarity to make it significantly different from the other subsets. Thus, our finding of an effect of frequency or AoA is unlikely to be a disguised effect of familiarity.

While accuracy scores were relatively high in all PPA groups, only one of the individuals with PPA (with nvfPPA) performed at ceiling (i.e., 100%). Therefore, we do not consider the interpretation of the results to be limited by ceiling effects in the PPA groups. However, the control group's accuracy means were unambiguously limited by ceiling effects. The interpretation of differences in performance patterns between the control and PPA groups may therefore be biased by test-related limitations and should not be given much weight.

The observed effects of psycholinguistic variables on performance in the PPA groups often corresponded between the two measures of accuracy and RT. In a few instances, however, effects were not replicated across both measures. For example, ND affected accuracy but not RT in the nvfPPA and lvPPA groups. Additionally, the svPPA group demonstrated an ND effect in RT but not in accuracy. Future research may want to explore whether the measures of accuracy and RT tap into similar or slightly different processes during lexical decision in each PPA variant, and whether behavioral or functional characteristics of each PPA syndrome may bias either measure.

In this study, the performance of the control group demonstrated that frequency and AoA have a more or less comparable effect on lexical decision accuracy, consistent with results by Brysbaert and Ghyselinck (2006). In individuals with PPA,

however, the effect of AoA was always smaller than the frequency effect. Individuals with *nvPPA* and *lvPPA* showed virtually no effect of AoA, while individuals with *svPPA* showed a solid medium to large effect of AoA on accuracy and RT. The *svPPA* group also uniquely showed a larger AoA effect compared to the *nvPPA* and *lvPPA* groups on both accuracy and RT. These results confirm the prediction that the effect of AoA, given its strong relation to semantics (e.g., Brysbaert et al., 2000; Cortese & Khanna, 2007; Steyvers & Tenenbaum, 2005), would be particularly affected in individuals with *svPPA* having atrophy in the anterior temporal lobe, which is known to be a semantic hub (e.g., Binney, Embleton, Jefferies, Parker, & Lambon Ralph, 2010; Mummery et al., 2000; Pobric, Jefferies, & Ralph, 2010).

The second set of stimuli was designed to investigate effects of lexical frequency *versus* orthographic ND. Investigating isolated effects of ND on lexical-semantic processing can be challenging, as ND size is extraordinarily strongly linked to word length—the more letters a word has, the harder it becomes to form another word by changing only one character. In turn, word length is correlated with lexical frequency as formulated by Zipf's law (Zipf, 1935), which demonstrated that the length of a word is inversely related to the frequency of its use. To avoid potential contamination of word length-effects on ND values, all items in this set were restricted to having four letters in order to assess separate effects of ND and frequency, including possible interactions. However, the much larger frequency effect across all groups in this Set 2 compared to those in Set 1 (frequency and AoA) supports that word length has a substantial influence on frequency effects, despite our efforts to control for this variable within each set.

The data in Set 2 revealed disproportionate effects of ND across the groups. The analyses for the control group yielded medium- to large-sized effects of frequency across accuracy and RT, but there was decidedly no effect of ND (non-significant with effect sizes close to zero)—however, this result may be influenced by ceiling effects. On the contrary, effects of ND were observed in individuals with *nvPPA* and *lvPPA* in accuracy performance, with a positive effect of high ND compared to low ND. This result was in line with the prediction that aspects of word form, such as ND, are affected in individuals with *nvPPA* and *lvPPA* because their atrophy overlaps with brain regions linked to word form. The *nvPPA* group was the only one to encounter an interaction effect in which ND specifically affected accuracy in low-frequency words compared to high-frequency words. Such an interaction effect between frequency and ND is consistent with results by Balota et al. (2004) and Sears et al. (1995). While individuals with *svPPA* did not show an effect of ND on accuracy, they did show an ND effect in RT while the *nvPPA* and *lvPPA* groups did not. Direct comparisons across PPA groups of the ND effect by testing interactions showed no meaningful distinctions in the ND effect across PPA groups for either accuracy or RT. Thus, there is no conclusive evidence in favor of the hypothesis that the ND effect would particularly affect the *nvPPA* and *lvPPA* groups, but not the *svPPA* group.

The selective vulnerability in lexical decision due to psycholinguistic variables across variants of PPA as a result of affected brain regions may extend to other patient groups and other language processes as well. For example, a study by Middleton and Schwartz (2010) investigated the effect of phonological ND on naming in three individuals with post-stroke aphasia. Patient 1 had a discrete lesion in the temporoparietal region (i.e., overlapping with regions affected in logopenic PPA), Patient 2 in the temporoparietal region as well as more anterior in the insula (i.e., overlapping with regions affected in logopenic and non-fluent PPA), and Patient 3 in the temporoparietal junction as well as a large part of the middle temporal gyrus, extending as far anterior as the temporal pole (i.e., overlapping with regions affected in semantic PPA). While the focus of the experiments was on ND, AoA was included as a variable in backward stepwise logistic regression models to investigate if it contributed to naming errors. Results revealed that ND but not AoA predicted naming performance in Patients 1 and 2 (with similar lesions to *lvPPA* and *nvPPA*), while AoA contributed independently and more strongly than ND to naming performance in Patient 3 (with a similar lesion to *svPPA*). Future research should gather additional evidence to determine if the observed brain-language relationship between affected brain regions and psycholinguistic features generalizes to other patient groups as well as language tasks.

In sum, the results reflect a brain-language relationship of brain regions with specific psycholinguistic variables, resulting in different proportional effects of frequency and AoA during lexical-semantic processing in variants of PPA, in a pattern that is consistent with the organization of the mental lexicon. Individuals with *nvPPA* and *lvPPA*, who are characterized as having no semantic impairment, did not experience an effect of AoA—a psycholinguistic variable with semantic locus—in lexical decision accuracy. Individuals with *svPPA*, who have semantic impairment as its hallmark, showed the opposite pattern with a solid effect of AoA on accuracy performance. These results argue in favor of words being organized in the brain according to a mental lexicon structure including a conceptual (semantic) and a lexeme (word-form) level as proposed by Bock and Levelt (1994). Thus, the deterioration of language at word level in individuals with PPA seems to be driven by impairment at a particular level of the mental lexicon as a result of atrophy to relevant brain regions for that level (e.g., for word form or semantics). Future studies should investigate whether these psycholinguistic variables interact with any conceptual information in lexical-semantic processing and, if so, how this relates to the organization of the mental lexicon.

ACKNOWLEDGEMENTS

We are immensely grateful to Bruce Miller and the members of the ALBA Language Neurobiology Lab at the University of California at San Francisco (UCSF) Memory and Aging Center for their and the participants' availability, and for their material and intellectual support of this study. This work was

funded by the National Institutes of Health (Maria Luisa Gorno-Tempini, NINDS R01 NS050915; Maria Luisa Gorno-Tempini, NIDCD K24 DC015544; Bruce Miller, NIA P50 AG023501) and Alzheimer Nederland (with a grant for international exchange to Jet M. J. Vonk). We would like to thank Kate Dawson, Zahra Hejazi, Eve Higby, Ted Huey, Aviva Lerman, Iris Strangmann, and Amy Vogel-Eyny for their thoughts and comments on previous versions of the manuscript, and Elaine Allen and Cas Kruitwagen for consulting on the statistical analysis.

REFERENCES

- Aguinis, H. (1995). Statistical power problems with moderated multiple regression in management research. *Journal of Management*, 21(6), 1141–1158.
- Balota, D.A., Cortese, M.J., Sergent-Marshall, S.D., Spieler, D.H., & Yap, M. (2004). Visual word recognition of single-syllable words. *Journal of Experimental Psychology: General*, 133(2), 283–316.
- Balota, D.A., Yap, M.J., Hutchison, K.A., Cortese, M.J., Kessler, B., Loftis, B., Neely, J.H., Nelson, D.L., Simpson, G.B., & Treiman, R. (2007). The English lexicon project. *Behavior Research Methods*, 39(3), 445–459.
- Barry, C., Hirsh, K.W., Johnston, R.A., & Williams, C.L. (2001). Age of acquisition, word frequency, and the locus of repetition priming of picture naming. *Journal of Memory and Language*, 44(3), 350–375.
- Binney, R.J., Embleton, K.V., Jefferies, E., Parker, G.J., & Lambon Ralph, M.A. (2010). The ventral and inferolateral aspects of the anterior temporal lobe are crucial in semantic memory: evidence from a novel direct comparison of distortion-corrected fMRI, rTMS, and semantic dementia. *Cerebral Cortex*, 20(11), 2728–2738.
- Bock, K. & Levelt, W. (1994). Language production: Grammatical encoding, In M.A. Gernsbacher (Ed.), *Handbook of psycholinguistics* (pp. 945–984). San Diego, CA: Academic Press.
- Brown, G.D.A. & Watson, F.L. (1987). First in, first out: Word learning age and spoken word frequency as predictors of word familiarity and word naming latency. *Memory & Cognition*, 15(3), 208–216.
- Brybaert, M. & Ghyselinck, M. (2006). The effect of age of acquisition: partly frequency related, partly frequency independent. *Visual Cognition*, 13(7–8), 992–1011.
- Brybaert, M. & New, B. (2009). Moving beyond Kučera and Francis: a critical evaluation of current word frequency norms and the introduction of a new and improved word frequency measure for American English. *Behavior Research Methods*, 41(4), 977–990.
- Brybaert, M., Stevens, M., De Deyne, S., Voorspoels, W., & Storms, G. (2014). Norms of age of acquisition and concreteness for 30,000 Dutch words. *Acta Psychologica*, 150, 80–84.
- Brybaert, M., Van Wijnendaele, I., & De Deyne, S. (2000). Age-of-acquisition effects in semantic processing tasks. *Acta Psychologica*, 104(2), 215–226.
- Carreiras, M., Perea, M., & Grainger, J. (1997). Effects of orthographic neighborhood in visual word recognition: cross-task comparisons. *Journal of Experimental Psychology-Learning Memory and Cognition*, 23(4), 857–871.
- Cohen, J. (1992). A power primer. *Psychological Bulletin*, 112(1), 155–159.
- Coltheart, M., Davelaar, E., Jonasson, T., & Besner, D. (1977). Access to the internal lexicon, In S. Dornic (Ed.), *Attention and performance VI* (pp. 535–555). Hillsdale, NJ: Lawrence Erlbaum Associates.
- Cortese, M.J. & Khanna, M.M. (2007). Age of acquisition predicts naming and lexical-decision performance above and beyond 22 other predictor variables: an analysis of 2,342 words. *The Quarterly Journal of Experimental Psychology*, 60(8), 1072–1082.
- Cortese, M.J. & Schock, J. (2013). Imageability and age of acquisition effects in disyllabic word recognition. *The Quarterly Journal of Experimental Psychology*, 66(5), 946–972.
- Diesfeldt, H. (2011). The phonological variant of primary progressive aphasia, a single case study. *Tijdschrift Gerontologie Geriatrie*, 42(2), 79–90.
- Ferrand, L., New, B., Brybaert, M., Keuleers, E., Bonin, P., Méot, A., Augustinova, M., & Pallier, C. (2010). The French Lexicon Project: lexical decision data for 38,840 French words and 38,840 pseudowords. *Behavior Research Methods*, 42(2), 488–496.
- Folstein, M.F., Folstein, S.E., & McHugh, P.R. (1975). “Mini-mental state”: a practical method for grading the cognitive state of patients for the clinician. *Journal of Psychiatric Research*, 12(3), 189–198.
- Gerhand, S. & Barry, C. (1998). Word frequency effects in oral reading are not merely age-of-acquisition effects in disguise. *Journal of Experimental Psychology: Learning, Memory, and Cognition*, 24(2), 267–283.
- Gerhand, S. & Barry, C. (1999). Age of acquisition, word frequency, and the role of phonology in the lexical decision task. *Memory & Cognition*, 27(4), 592–602.
- Gilhooly, K.J. & Logie, R.H. (1982). Word age-of-acquisition and lexical decision making. *Acta Psychologica*, 50(1), 21–34.
- Gorno-Tempini, M.L., Hillis, A.E., Weintraub, S., Kertesz, A., Mendez, M., Cappa, S.F., Ogar, J.M., Rohrer, J.D., Black, S., Boeve, B.F., Manes, F., Dronkers, N.F., Vandenberghe, R., Rascovsky, K., Patterson, K., Miller, B.L., Knopman, D.S., Hodges, J.R., Mesulam, M.M., & Grossman, M. (2011). Classification of primary progressive aphasia and its variants. *Neurology*, 76(11), 1006–1014.
- Hirsh, K.W. & Funnell, E. (1995). Those old, familiar things: age of acquisition, familiarity and lexical access in progressive aphasia. *Journal of Neurolinguistics*, 9(1), 23–32.
- IBM Corp. (2016). *IBM SPSS Statistics for Windows, Version 24*. Armonk, NY: IBM Corp.
- Keuleers, E. & Brybaert, M. (2010). Wuggy: a multilingual pseudoword generator. *Behavior Research Methods*, 42(3), 627–633.
- Keuleers, E., Diependaele, K., & Brybaert, M. (2010). Practice effects in large-scale visual word recognition studies: a lexical decision study on 14,000 Dutch mono- and disyllabic words and nonwords. *Frontiers in Psychology*, 1(174), 1–15.
- Keuleers, E., Lacey, P., Rastle, K., & Brybaert, M. (2012). The British Lexicon Project: lexical decision data for 28,730 monosyllabic and disyllabic English words. *Behavior Research Methods*, 44(1), 287–304.
- Kielar, A., Deschamps, T., Jokel, R., & Meltzer, J. (2018). Abnormal language-related oscillatory responses in primary progressive aphasia. *NeuroImage: Clinical*, 18, 560–574.
- Kremin, H., Perrier, D., De Wilde, M., Dordain, M., Le Bayon, A., Gagnon, P., Rabine, C., Corbineau, M., Lehoux, E., & Arabia, C. (2001). Factors predicting success in picture naming in Alzheimer’s disease and primary progressive aphasia. *Brain and Cognition*, 46(1), 180–183.

- Kuperman, V., Stadthagen-Gonzalez, H., & Brysbaert, M. (2012). Age-of-acquisition ratings for 30,000 English words. *Behavior Research Methods*, 44(4), 978–990.
- Laganaro, M., Croisier, M., Bagou, O., & Assal, F. (2012). Progressive apraxia of speech as a window into the study of speech planning processes. *Cortex*, 48(8), 963–971.
- Lambon Ralph, M.A., Sage, K., Green, H., Berthier, M.L., Maritnez Cuitin, M., Torralva, T., Manes, F., & Patterson, K. (2011). El-La: the impact of degraded semantic representations on knowledge of grammatical gender in semantic dementia. *Acta Neuropsychologica*, 9(2), 115–1132.
- Levelt, W.J.M., Roelofs, A., & Meyer, A.S. (1999). A theory of lexical access in speech production. *Behavioral and Brain Sciences*, 22(1), 1–38.
- Lynch, C.A., Walsh, C., Blanco, A., Moran, M., Coen, R.F., Walsh, J.B., & Lawlor, B.A. (2006). The clinical dementia rating sum of box score in mild dementia. *Dementia and Geriatric Cognitive Disorders*, 21(1), 40–43.
- Macmillan, N.A. (2002). Signal detection theory. In J. Wixted & H. Pashler (Eds.), *Stevens' handbook of experimental psychology. Volume 4: Methodology in experimental psychology* (3 ed., pp. 43–90). New York, NY: John Wiley & Sons.
- Marcotte, K., Graham, N.L., Black, S.E., Tang-Wai, D., Chow, T.W., Freedman, M., Rochon, E., & Leonard, C. (2014). Verb production in the nonfluent and semantic variants of primary progressive aphasia: the influence of lexical and semantic factors. *Cognitive Neuropsychology*, 31(7–8), 565–583.
- McClelland, G.H. & Judd, C.M. (1993). Statistical difficulties of detecting interactions and moderator effects. *Psychological Bulletin*, 114(2), 376.
- Middleton, E.L. & Schwartz, M.F. (2010). Density pervades: an analysis of phonological neighbourhood density effects in aphasic speakers with different types of naming impairment. *Cognitive Neuropsychology*, 27(5), 401–427.
- Morris, J.C. (1993). The Clinical Dementia Rating (CDR): current version and scoring rules. *Neurology*, 43(11), 2412–2414.
- Morrison, C.M., Ellis, A.W., & Quinlan, P.T. (1992). Age of acquisition, not word frequency, affects object naming, not object recognition. *Memory & Cognition*, 20(6), 705–714.
- Mummery, C.J., Patterson, K., Price, C.J., Ashburner, J., Frackowiak, R.S., & Hodges, J.R. (2000). A voxel-based morphometry study of semantic dementia: relationship between temporal lobe atrophy and semantic memory. *Annals of Neurology*, 47(1), 36–45.
- Nilakantan, A.S., Voss, J.L., Weintraub, S., Mesulam, M.-M., & Rogalski, E.J. (2017). Selective verbal recognition memory impairments are associated with atrophy of the language network in non-semantic variants of primary progressive aphasia. *Neuropsychologia*, 100, 10–17.
- Nusbaum, H.C., Pisoni, D.B., & Davis, C.K. (1984). Sizing up the Hoosier mental lexicon: measuring the familiarity of 20,000 words. *Research on Speech Perception Progress Report*, 10(10), 357–376.
- Obler, L.K., Obermann, L., Samuels, I., & Albert, M.L. (1999). Written input to enhance comprehension in dementia of the Alzheimer's type. *Language and Communication in Old Age: Multidisciplinary Perspectives*, 9, 63.
- Patterson, K., Lambon Ralph, M.A., Jefferies, E., Woollams, A., Jones, R., Hodges, J.R., & Rogers, T.T. (2006). "Presemantic" cognition in semantic dementia: six deficits in search of an explanation. *Journal of Cognitive Neuroscience*, 18(2), 169–183.
- Pobric, G., Jefferies, E., & Ralph, M.A.L. (2010). Amodal semantic representations depend on both anterior temporal lobes: evidence from repetitive transcranial magnetic stimulation. *Neuropsychologia*, 48(5), 1336–1342.
- Pollatsek, A., Perea, M., & Binder, K.S. (1999). The effects of "neighborhood size" in reading and lexical decision. *Journal of Experimental Psychology: Human Perception and Performance*, 25(4), 1142–1158.
- Roelofs, A., Meyer, A.S., & Levelt, W.J.M. (1996). Interaction between semantic and orthographic factors in conceptually driven naming: comment on Starreveld and La Heij (1995). *Journal of Experimental Psychology: Learning, Memory, and Cognition*, 22, 246–251.
- Schneider, W., Eschman, A., & Zuccolotto, A. (2002). *E-Prime User's Guide*. Pittsburgh, PA: Psychology Software Tools, Inc.
- Sears, C.R., Hino, Y., & Lupker, S.J. (1995). Neighborhood size and neighborhood frequency effects in word recognition. *Journal of Experimental Psychology: Human Perception and Performance*, 21(4), 876–900.
- Shaywitz, S.E., Shaywitz, B.A., Pugh, K.R., Fulbright, R.K., Constable, R.T., Mencl, W.E., Shankweiler, D.P., Liberman, A.M., Skudlarski, P., Fletcher, J.M., Katz, L., Marchione, K.E., Lacadie, C., Gatenby, C., & Gore, J.C. (1998). Functional disruption in the organization of the brain for reading in dyslexia. *Proceedings of the National Academy of Sciences of the United States of America*, 95(5), 2636–2641.
- Steyvers, M. & Tenenbaum, J.B. (2005). The large-scale structure of semantic networks: statistical analyses and a model of semantic growth. *Cognitive Science*, 29(1), 41–78.
- Taylor, A. (2015). Standardised effect size in a mixed/multilevel model. *Department of Psychology, Macquarie University*. Retrieved from http://www.psy.mq.edu.au/psystat/documents/standardised_effect_size_in_mixed_ML_models.pdf
- Treiman, R., Mullennix, J., Bijeljac-Babic, R., & Richmond-Welty, E.D. (1995). The special role of rimes in the description, use, and acquisition of English orthography. *Journal of Experimental Psychology: General*, 124(2), 107–136.
- Turner, J.E., Valentine, T., & Ellis, A.W. (1998). Contrasting effects of age of acquisition and word frequency on auditory and visual lexical decision. *Memory & Cognition*, 26(6), 1282–1291.
- Vonk, J.M.J. (2017). Cognitive and neurobiological degeneration of the mental lexicon in primary progressive aphasia. (Doctoral Dissertation). New York, NY: The Graduate Center of the City University of New York.
- Wilson, S.M., Brandt, T.H., Henry, M.L., Babiak, M., Ogar, J.M., Salli, C., Wilson, L., Peralta, K., Miller, B.L., & Gorno-Tempini, M.L. (2014). Inflectional morphology in primary progressive aphasia: an elicited production study. *Brain and Language*, 136, 58–68.
- Yarkoni, T., Balota, D., & Yap, M. (2008). Moving beyond Coltheart's N: a new measure of orthographic similarity. *Psychonomic Bulletin & Review*, 15(5), 971–979.
- Zevin, J.D. & Seidenberg, M.S. (2002). Age of acquisition effects in word reading and other tasks. *Journal of Memory and Language*, 47(1), 1–29.
- Zipf, G.K. (1935). *The Psychobiology of Language*. Boston, MA: Houghton Mifflin.