

University of Groningen

Learning to Evaluate Chess Positions with Deep Neural Networks and Limited Lookahead

Sabatelli, Matthia; Bidoia, Francesco; Codreanu, Valeriu; Wiering, Marco

IMPORTANT NOTE: You are advised to consult the publisher's version (publisher's PDF) if you wish to cite from it. Please check the document version below.

Document Version

Final author's version (accepted by publisher, after peer review)

Publication date:

2018

[Link to publication in University of Groningen/UMCG research database](#)

Citation for published version (APA):

Sabatelli, M., Bidoia, F., Codreanu, V., & Wiering, M. (2018). *Learning to Evaluate Chess Positions with Deep Neural Networks and Limited Lookahead*. Paper presented at 7th International Conference on Pattern Recognition Applications and Methods, Madeira, Portugal.

Copyright

Other than for strictly personal use, it is not permitted to download or to forward/distribute the text or part of it without the consent of the author(s) and/or copyright holder(s), unless the work is under an open content license (like Creative Commons).

The publication may also be distributed here under the terms of Article 25fa of the Dutch Copyright Act, indicated by the "Taverne" license. More information can be found on the University of Groningen website: <https://www.rug.nl/library/open-access/self-archiving-pure/taverne-amendment>.

Take-down policy

If you believe that this document breaches copyright please contact us providing details, and we will remove access to the work immediately and investigate your claim.

Downloaded from the University of Groningen/UMCG research database (Pure): <http://www.rug.nl/research/portal>. For technical reasons the number of authors shown on this cover page is limited to 10 maximum.

Learning to Evaluate Chess Positions with Deep Neural Networks and Limited Lookahead

Matthia Sabatelli^{1,2}, Francesco Bidoia², Valeriu Codreanu³ and Marco Wiering²

¹Montefiore Institute, Department of Electrical Engineering and Computer Science, Université de Liège, Belgium

²Institute of Artificial Intelligence and Cognitive Engineering, University of Groningen, The Netherlands

³Surfsara BV, Science Park 140, Amsterdam, The Netherlands

{matthia.sabatelli, francesco.bidoia}@gmail.com, valeriu.codreanu@surfsara.nl, m.a.wiering@rug.nl

Keywords: Artificial Neural Networks, Classification, Regression, Chess Patterns, Deep Learning.

Abstract: In this paper we propose a novel supervised learning approach for training Artificial Neural Networks (ANNs) to evaluate chess positions. The method that we present aims to train different ANN architectures to understand chess positions similarly to how highly rated human players do. We investigate the capabilities that ANNs have when it comes to pattern recognition, an ability that distinguishes chess grandmasters from more amateur players. We collect around 3,000,000 different chess positions played by highly skilled chess players and label them with the evaluation function of *Stockfish*, one of the strongest existing chess engines. We create 4 different datasets from scratch that are used for different classification and regression experiments. The results show how relatively simple Multilayer Perceptrons (MLPs) outperform Convolutional Neural Networks (CNNs) in all the experiments that we have performed. We also investigate two different board representations, the first one representing if a piece is present on the board or not, and the second one in which we assign a numerical value to the piece according to its strength. Our results show how the latter input representation influences the performances of the ANNs negatively in almost all experiments.

1 INTRODUCTION

Despite what most people think, highly rated chess players do not differ from the lower rated ones in their ability to calculate a lot of moves ahead. On the contrary, what makes chess grandmasters so strong is their ability to understand which kind of board situation they are facing very quickly. According to these evaluations, they decide which chess lines to calculate and how many positions ahead they need to check, before committing to an actual move.

In this paper we show how to train Artificial Neural Networks (ANNs) to evaluate different board positions similarly to grandmasters. This approach is largely inspired by (van den Herik et al., 2005), where the authors show how important it is in the field of *Computational Intelligence and Games*, to not only take into account the rules of the considered game, but also the way the players approach it. To do so, we model this particular way of training as a classification task and as a regression one. In both cases different ANN architectures need to be able to evaluate board positions that have been played by highly rated players and scored by *Stockfish*, one of the most pow-

erful and well known chess engines (Romstad et al., 2011). To the best of our knowledge, this is a completely new way to train ANNs to play chess that aims to find a precise evaluation of a chess position without having to deeply investigate a big set of future board states.

ANNs have recently accomplished remarkable achievements by continuously obtaining state of the art results. Multilayer Perceptrons (MLPs) are well known both as universal approximators of any mathematical function (Sifaoui et al., 2008), and as powerful classifiers, while Convolutional Neural Networks (CNNs) are currently the most efficient image classification algorithm as shown by (Krizhevsky et al., 2012). However, whether the pattern recognition abilities of the latter ANN architecture would be as effective in chess, rather than more simple MLPs, is still an open question.

The main goal of this work is twofold: on the one hand we aim to answer the question whether MLPs or CNNs would be a powerful tool to train programs to play chess, while on the other hand we propose a novel training framework that is based on the previously mentioned grandmasters' games. The outline of

the paper is as follows. Section 2 investigates the link between machine learning and board games by focusing on the biggest breakthroughs that have made use of ANNs in this domain. In section 3 we present the methods that have been used for the experiments, the datasets and the ANN structures that have performed best. In section 4 we present the results that are later discussed in section 5. The paper ends with our conclusions in section 6 where we summarize the relevance and novelty of our research. Moreover, we provide further insights about our results and relate them to some potential future work.

2 MACHINE LEARNING AND BOARD GAMES

Literature related to the applications of machine learning techniques to board games is very extensive. The task of teaching computer programs to play games such as *Othello*, *Backgammon*, *Checkers* and more recently *Go* has been tackled numerous times from a machine learning perspective. Regardless of what the considered game is, the main thread that links all the research that has been done in this domain is very simple: teaching computers to play as highly ranked human players without providing them with expert handcrafted knowledge. In (Chellapilla and Fogel, 1999) the authors show how, by making use of a combination of genetic algorithms together with an ANN, the program managed to get a rating $> 99.61\%$ of all players registered on a reputable checkers server. This has been achieved without providing the system with any particular expert and domain knowledge features. A very similar approach, is presented in (Fogel and Chellapilla, 2002) where the program managed to play *Checkers* competitively as a ≈ 2050 rated player.

An alternative approach to teach programs to play board games that does not make use of evolutionary computing is based on the combination between ANNs and *Reinforcement Learning*. This approach is based on the famous $TD(\lambda)$ learning algorithm proposed by (Sutton, 1988) and made famous by (Tesauro, 1994). Tesauro’s program, called TD-Gammon managed to teach itself how to play the game of backgammon by only learning from the final outcome of the games. Also in this case, no pre-built knowledge besides the general rules of the game itself was programmed into the system before starting the training. Thanks to the detailed analysis described in (Sutton and Barto, 1998), the $TD(\lambda)$ algorithm has been successfully applied to *Othello* (van den Dries and Wiering, 2012), *Draughts* (Patist and Wiering,

2004) and *Chess* firstly by (Thrun, 1995), and later by (Baxter et al., 2000) and (Lai, 2015). It is worth mentioning that all the research presented so far has only made use of MLPs as ANN architecture. In (Schaul and Schmidhuber, 2009) a scalable neural network architecture suitable for training different programs on different games with different board sizes is presented. Numerous elements of this work already suggested the potential of the use of CNNs that have been so successfully applied in the game of *Go* (Silver et al., 2016) and the End-to-End ANN architecture used by (David et al., 2016) in chess.

The idea of teaching a program to obtain particular knowledge about a board game, while at the same time not making any use of handcrafted features, has guided the research proposed in this paper as well. Nevertheless, neither the *Reinforcement Learning* nor *Evolutionary Computing* techniques will be used. In fact, as already introduced, the coming sections will present the performances of ANNs in a *Supervised Learning* task that aims to find a very good chess evaluation function.

3 METHODS

This section explains how we have created the datasets on which we have performed all our experiments. Furthermore, we describe the board representations that have been used as input for the ANNs and the architectures that have provided the best results.

3.1 Dataset and Board Representations

The first step of our research is creating a labeled dataset on which to train and test the different ANN architectures. We have downloaded a large set of games played by highly ranked players between 1996 and 2016 from the Fics Games Database¹ and parsed them to create two different board representations suitable for the ANNs. The first technique represents all 64 squares on the board in a linear sequence of bits and the second one as 8×8 images. For both techniques we have two categories of input: *Bitmap Input* and *Algebraic Input*.

The *Bitmap Input* represents all the 64 squares of the board through the use of 12 binary features. Each of these features represents one particular chess piece and which side is moving it. A piece is marked with 0 when it is not present on that square, with 1 when it belongs to the player who should move and with -1 when it belongs to the opponent. The representation

¹<http://www.ficsgames.org/download.html>

is a binary sequence of bits of length 768 that is able to represent the full chess position. There are in fact 12 different piece types and 64 total squares which results in 768 inputs.

In the *Algebraic Input* we not only differentiate between the presence or absence of a piece, but also its value. Pawns are represented as 1, Bishops and Knights as 3, Rooks as 5, Queens as 9 and the Kings as 10. These values are negated for the opponent. Both representations have been used as inputs for the CNNs as well, with the difference that the board states have been represented as 8×8 images rather than stacked vectors. The images have 12 channels in total, that again correspond to each piece type on the board. Every single square on the board is represented by an individual pixel. These pixels can either have values of -1 , 0 and 1 , in the case of the *Bitmap Input* as used by (Oshri and Khandwala, 2016), or between $[-10, 10]$ for the *Algebraic Input*.

Once these board representations have been created we made *Stockfish* label around 3,000,000 positions derived from the previously mentioned Fics Games Database through the use of its evaluation function and lookahead algorithm. *Stockfish* mainly evaluates chess positions based on a combination of 5 different features and the *Alpha-Beta* pruning lookahead algorithm.

The output of the evaluation process is a value called the centipawn (*cp*). Centipawns correspond to 1/100th of a pawn and are the most commonly used method when it comes to board evaluations. As already introduced previously, it is possible to represent chess pieces with different integers according to their different values. When *Stockfish*'s evaluation output is a value of $+1$ for the moving side, it means that the moving side has an advantage equivalent to one pawn.

Through the use of this *cp* value we have created 4 different datasets. The first 3 have been used for the classification experiments, while the fourth one is used for the regression experiment.

- *Dataset 1*: This dataset is created for a very basic classification task that aims to classify only 3 different labels. Every board position has been labeled as *Winning*, *Losing* or *Draw* according to the *cp* *Stockfish* assigns to it. A label of *Winning* has been assigned if $cp > 1.5$, *Losing* if it was < -1.5 and *Draw* if the *cp* evaluation was between these 2 values. We have decided to set this *Winning/Losing* threshold value to 1.5 based on chess theory. In fact, a *cp* evaluation > 1.5 is already enough to win a game (with particular exceptions), and is an advantage that most grandmasters are able to convert into a win.
- *Dataset 2 and Dataset 3*: These datasets consist

of many more labels when compared to the previous one. *Dataset 2* consists of 15 different labels that have been created as follows: each time the *cp* evaluation increases with 1 starting from 1.5, a new winning label has been assigned. The same has been done if the *cp* decreases with 1 when starting from -1.5 . In total we obtain 7 different labels corresponding to *Winning* positions, 7 labels for *Losing* ones and a final *Draw* label as already present in the previous dataset. Considering *Dataset 3*, we have expanded the amount of labels relative to the *Draw* class. In this case each time the *cp* evaluation increases with 0.5 starting from -1.5 a new *Draw* label is created. We keep the *Winning* and *Losing* labels the same as in *Dataset 2* for a total of 20 labels.

- *Dataset 4*: For this dataset no categorical labels are used. In fact to every board position the target value is the *cp* value given by *Stockfish*. However we have normalized all these values to be in $[0, 1]$. Since ANNs, and in particular MLPs, are well known as universal approximators of any mathematical function we have used this dataset to train both an MLP and a CNN in such a way that they are able to reproduce *Stockfish*'s evaluations as accurately as possible.

For all the experiments we have split the dataset into 3 different parts: we use 80% of it as *Training Set* while 10% is used as *Testing Set* and 10% as *Validation Set*. All experiments have been run on *Cartesius*, the Dutch national supercomputer. We use *Tensorflow* and *Python 2.7* for all programming purposes in combination with *cuda 8.0.44* and *cuDNN 5.1* in order to allow efficient GPU support for speeding up the computations.

3.2 Neural Network Architectures

This subsection presents in detail the ANN architectures that have achieved the results presented in Section 4. Considering the first 3 *Datasets*, related to the different classification experiments, all ANNs are trained with the *Categorical cross entropy* loss function. On the other hand, the ANNs that are used for the regression experiment on *Dataset 4* use the *Mean Squared Error* loss function. No matter which kind of input is used (*Bitmap* or *Algebraic*), in order to keep the comparisons fair we did not change the architectures of the ANNs.

It is also important to highlight that we have performed a lot of preliminary experiments in order to fine tune the set of hyperparameters of the different ANNs. The best performing parameters will now be described.

3.2.1 Dataset 1

We have used a three hidden layer deep MLP with 1048, 500 and 50 hidden units for layers 1, 2, and 3 respectively. In order to prevent overfitting a *Dropout* regularization value of 20% on every layer has been used. Each hidden layer is connected with a non-linear activation function: the 3 main hidden layers make use of the *Rectified Linear Unit (ReLU)* activation function, while the final output layer consists of a *Softmax* output. The *Adam* algorithm has been used for the stochastic optimization problem and has been initialized with the following parameters: $\eta = 0.001$; $\beta_1 = 0.90$; $\beta_2 = 0.99$ and $\varepsilon = 1e - 0.8$. The network has been trained with *Minibatches* of 128 samples.

The CNN consists of two *2D* convolution layers followed by a final fully connected layer of 500 units. During the first convolution layer $20 \times 5 \times 5$ filters are applied to the image, while the second convolution layer enhances the image even more by applying $50 \times 3 \times 3$ filters. Increasing the amount of filters and the overall depth of the network did not provide any significant improvements to the performances of the CNN. The *Exponential Linear Unit (Elu)* activation function has been used on all the convolution layers, while the final output consists of a *Softmax* layer. The CNN has been trained with the *SGD* optimizer initialized with $\eta = 0.01$ and $\varepsilon = 1e - 0.8$. We do not use *Nesterov momentum*, nor particular time based learning schedules, however, a *Dropout* value of 30% was used on all layers together with *Batch Normalization* in order to prevent the network from overfitting. Also this ANN has been trained with *Minibatches* of 128 samples.

It is important to mention that the CNNs have been specifically designed to preserve as much geometrical information as possible related to the inputs. When considering a particular chess position, the location of every single piece matters, as a consequence no pooling techniques of any type have been used. In addition to that also the “border modes” related to the outputs of the convolutions has been set to “same”. Hence, we are sure to preserve all the necessary geometrical properties of the input without influencing it with any kind of dimensionality reduction.

3.2.2 Dataset 2 and Dataset 3

On these datasets we have only changed the structure of the MLP while the CNN architecture remained the same. The MLP that has been used consists of 3 hidden layers of 2048 hidden units for the first 2 layers, and of 1050 hidden units for the third one. The *Adam* optimizer and the amount of *Minibatches* have not been changed. However, in this case all the hidden

layers of the network were connected through the *Elu* activation function.

3.2.3 Dataset 4

A three hidden layer deep perceptron with 2048 hidden units per layer has been used. Each layer is activated by the *Elu* activation function and the *SGD* training parameters have been initialized as follows: $\eta = 0.001$; $\varepsilon = 1e - 0.8$ in combination with a *Nesterov Momentum* of 0.7. In addition to that *Batch Normalization* between all the hidden layers and *Minibatches* of 256 samples have been used. Also in this case, except for the final single output unit, the CNN architecture has not been changed when compared to the one used in the classification experiments. We tried to increment the amount of filters and the overall depth of the network, however, this only drastically incremented the amount of training time without any performance improvement.

4 RESULTS

This section presents the results that have been obtained on the previously described 4 datasets. We show comparisons between the performances of MLPs and CNNs and investigate the role of the two different input representations: the *Bitmap* one, that only provides the ANNs with information whether a piece is present on the board or not, and the *Algebraic* one that includes a numerical value according to the strength of the piece. Training has been stopped as soon as the validation loss did not improve when compared to the current minimum loss for more than 5 epochs in a row, meaning that the ANNs started to overfit.

4.1 Dataset 1

Starting from the experiments that have been performed on *Dataset 1*, presented in Figure 1, it is possible to see that the MLP that has been trained with the *Bitmap Input* outperforms all other 3 ANN architectures. This better performance can be seen both on an accuracy level and in terms of convergence time. However, the performance of the CNN trained with the same input is quite good as well. In fact the MLP only outperforms the CNN with less than 1% on the final *Testing Set*².

We noticed that adding the information about the value of the pieces does not provide any advantage to

²All the experiments have been performed on exactly the same dataset.

the ANNs. On the contrary both for the MLP and the CNN this penalizes their overall performances. However, while on the experiments that have been performed on *Dataset 1* this gap in performance is not that significant, with the MLP and the CNN that still obtain $> 90\%$ of accuracy, the same cannot be said for the ones that have been run on *Dataset 2* and *Dataset 3*.

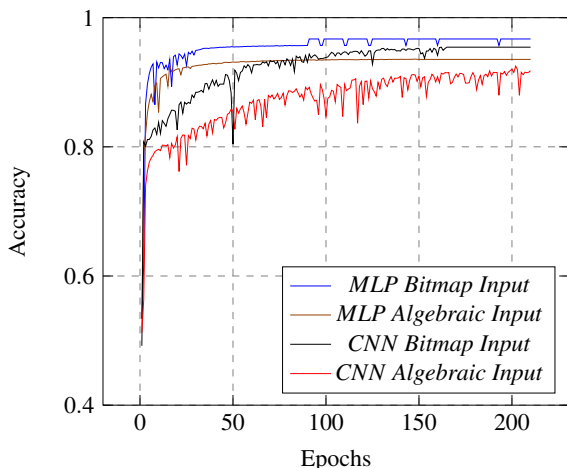


Figure 1: The *Testing Set* accuracies on *Dataset 1*

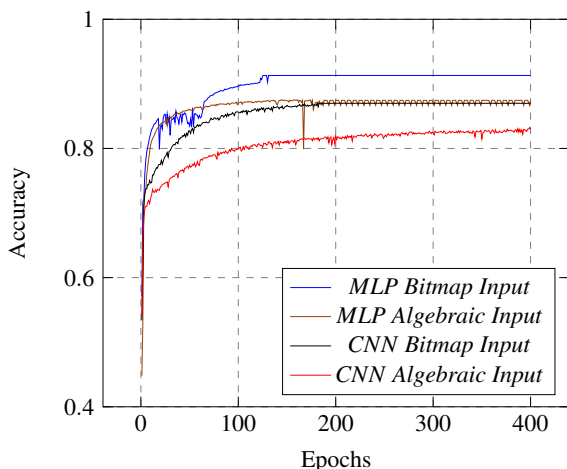


Figure 2: The *Testing Set* accuracies on *Dataset 2*

4.2 Dataset 2

On *Dataset 2*, a classification task consisting of 15 classes, we observe in Figure 2 lower accuracies by all the ANNs. But once more, the MLP trained with the *Bitmap Input* is the ANN achieving the highest accuracies. Besides this, we also observe that for the CNNs, and in particular the one trained with the *Algebraic Input*, the increment in the amount

of classes to classify starts leading to worse results, which shows the superiority of the MLPs. A superiority that becomes evident on the experiments performed on *Dataset 3*.

4.3 Dataset 3

This dataset corresponds to the hardest classification task on which we have tested the ANNs. As already introduced, we have extended the *Draw* class with 6 different subclasses. As Figure 3 shows, the accuracies of all ANNs decrease due to the complexity of the classification task itself, but we see again that the best performances have been obtained by the MLPs, and in particular by the one trained with the *Bitmap Input*. In this case, however, we observe that the learning curve is far more unstable when compared to the one of the *Algebraic Input*. This may be solved with more fine tuning of the hyperparameters.

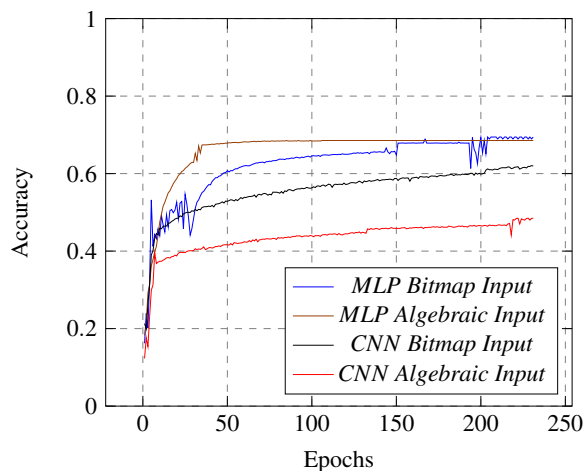


Figure 3: The *Testing Set* accuracies on *Dataset 3*

We summarize the performances of the ANNs on the first 3 datasets in the following tables. Table 1 reports the accuracies obtained by the MLPs while Table 2 shows the accuracies of the CNNs.

Dataset	<i>Bitmap Input</i>		<i>Algebraic Input</i>	
	<i>ValSet</i>	<i>TestSet</i>	<i>ValSet</i>	<i>TestSet</i>
<i>Dataset1</i>	98.67%	96.07%	96.95%	93.58%
<i>Dataset2</i>	93.73%	93.41%	87.45%	87.28%
<i>Dataset3</i>	69.44%	68.33%	69.88%	66.21%

Table 1: The accuracies of the MLPs on the classification datasets.

Dataset	Bitmap Input		Algebraic Input	
	ValSet	TestSet	ValSet	TestSet
Dataset1	95.40%	95.15%	91.70%	90.33%
Dataset2	87.24%	87.10%	83.88%	83.72%
Dataset3	62.06%	61.97%	48.48%	46.86%

Table 2: The accuracies of the CNNs on the classification datasets.

With the regression experiment that aims to train the ANNs to reproduce *Stockfish*'s evaluation function, we have obtained the most promising results from all architectures. Table 3 reports the Mean Squared Error (MSE) that has been obtained on the *Validation* and *Testing Sets*.

ANN	Bitmap Input		Algebraic Input	
	ValSet	TestSet	ValSet	TestSet
MLP	0.0011	0.0016	0.0019	0.0021
CNN	0.0020	0.0022	0.0021	0.0022

Table 3: The MSE of the ANNs on the regression experiment.

We managed to train all the ANNs to have a Mean Squared Error lower than 0.0025. By taking their square root, it is possible to infer that the evaluations given by the ANNs are on average less than 0.05 *cp* off when compared to the original evaluation function provided by the chess engine. Once again, the best performance has been obtained by the MLP trained on the *Bitmap Input*. The MSE obtained corresponds to 0.0016, meaning that *Stockfish* evaluates chess positions only ≈ 0.04 *cp* differently when compared to our best ANN that does not use any lookahead. It is also important to highlight the performances of the CNNs. While during the classification experiments the superiority of the MLPs was evident, the gap between CNNs and MLPs is not that large, even though the best results have been obtained by the latter architecture. Our results show in fact how both types of ANNs can be powerful function approximators in chess.

4.4 The Kaufman Test

In order to evaluate the final performance of the ANNs we have tested our best architecture with the *Kaufman Test*³, a special dataset of 25 extremely complicated positions, created by the back then International Master Larry Kaufman (Kaufman, 1992). The test has been specifically designed to evaluate the strength of chess playing programs and has as main goal the prediction of what, given a particular board

³The test can be downloaded in the PGN format from http://utzingerk.com/test_kaufman

state, is considered as the best possible move. This optimal move is chosen according to the evaluation that is given by the strongest existing chess engines.

We have performed this experiment with the MLP trained on the *Bitmap Input* on *Dataset 4*. The ANN only evaluates the board states corresponding to a lookahead depth of 1 node. This means that, given one particular position as input, it scores the possible future board states corresponding to the set of candidate moves of depth 1, without exploring any further. The final move is the one corresponding to the highest evaluation given by the ANN.

Besides checking if the move played by the ANN corresponds to the one prescribed by the test we also introduce the Δcp measurement, which is able to establish the goodness or badness of the moves performed by the ANN. We compute Δcp as follows: we firstly evaluate the board state that is obtained by playing the move suggested by the test with *Stockfish*. The position is evaluated very deeply for more than one minute, as a result we assign *Stockfish*'s *cp* evaluation to it. We name this evaluation δ_{Test} . We then do the same on the position obtained by the move of the ANN in order to obtain δ_{NN} . Δcp simply consists of the difference between δ_{Test} and δ_{NN} . The closer this value is to 0, the closer the move played by the ANN is to the one prescribed by the test.

Table 4 reports the results that have been obtained on the *Kaufman Test*. For each position in the dataset we show which is the best move that should be played according to the test, and the move that has been chosen by our ANN.

We observe that the MLP only plays *Kaufman*'s optimal move twice, in *Position 3* and in *Position 6*. Even though at first glance these results can seem disappointing, a deeper analysis of the quality of the moves played by the ANN lead to more promising results. Reconsidering the logic that has been used for labeling positions as *Draws* in the classification experiments performed on *Datasets 2* and *3*, 17 moves played by the ANN do not exceed a *cp* evaluation of 1.5. This means that, even though the move that is chosen is not the optimal one, the position on the board remains balanced. Furthermore, while the ANN does not play the same move as the test dictates in *Position 1*, this move was still evaluated equally well by the engine. Hence a *cp* difference of 0.

There are, however, moves chosen by the ANN that lead to a *Losing* position, in particular the ones played in *Positions 12*, *14*, *15*, *19*, *22* and *23*. These positions are very complex: they rely on deep lookahead calculations necessary to see tactical combinations that are very hard to see, even for expert human players. Even though the ANN is still far from the

Position	Best Move	ANN Move	Δcp
1	Qb3	Nf3	0
2	e6	Bd7	0.8
3	Nh6	Nh6	0
4	b4	Qc2	0.8
5	e5	e6	0.3
6	Bxc3	Bxc3	0
7	Re8	Bc4	0.1
8	d5	Qd2	0.9
9	Nd4	Ne7	0.3
10	a4	a3	0.1
11	d5	h5	1.2
12	Bxf7	Nf3	4.2
13	c5	Nxe4	1.7
14	Df6	f5	5.9
15	exf6	Bd4	4.6
16	d5	Rb8	0.6
17	d3	c4	0.8
18	d4	Qe1	1.4
19	Bxf6	h3	4.2
20	Bxe6	Bd2	1.7
21	Ndb5	Rb1	1.4
22	dxe6	Kxe6	10
23	Bxh7+	Nh4	5.7
24	Bb5+	b4	1.2
25	Nxc6	bxc6	0.6

Table 4: Comparison between the best move of the *Kaufman Test* and the one played by the ANN. The value of 10 in position 22 is symbolic, since the ANN chose a move leading to a forced mate.

strongest human players it still reached an Elo rating of ≈ 2000 on a reputable chess server⁴. The ANN played in total 30 games according to the following time control: 15 starting minutes are given per player at the start of the game, while an increment of 10 seconds is given to the player each time it makes a move.

The ANN played against opponents with an Elo rating between 1741 and 2140 and obtained a final game playing performance corresponding to a strong Candidate Master titled player. The games show how the ANN developed its own opening lines both when playing as *White* and as *Black* and performed best during the endgame stages of the game, when the chances of facing heavy tactical positions on the board are very small. The chess knowledge that it learned, allowed it to easily win all the games that were played against opponents with an Elo rating lower than 2000, which correspond to $\approx 70\%$ of the total games. However, this knowledge turned out to be not enough to competitively play against Master titled players, where only two *Draws* were obtained. An analysis

⁴<https://chess24.com/en>

of the games shows how the chess Masters managed to win most of the games already during the middle game.

5 DISCUSSION

The results that have been obtained make it possible to state three major claims. The first one is related to the superiority of MLPs over CNNs as best ANN architecture in chess, while the second one shows the importance of not providing the value of the pieces as inputs to the ANNs.

We think that the superiority of MLPs over CNNs, that is highlighted in our classification experiments, is related to the size of the board states. The large success of CNNs is mainly due to their capabilities to reduce the dimensionality of pictures while at the same time enhancing their most relevant features. Chess, however, is only played on a 8×8 board, which seems to be too small to fully make use of the potential of this ANN architecture in a classification task. Generalization is made even harder due to the position of the pieces. Most of the time they cover the whole board and move according to different rules. On the other hand, this small dimensionality is ideal for MLPs since the size of the input is small enough to fully connect all the features between each other and train the ANN to identify important chess patterns.

Considering the importance of not providing the ANNs with the material information of the pieces, we have identified a bizarre behavior. Manual checks show how the extra information provided by the *Algebraic Input* is able to trick the ANNs especially in endgame positions.

Last, but not least, considering the results obtained on the *Kaufman Test* and on the chess server, we show that it is possible to create a chess program that mostly does not have to rely on lookahead algorithms in order to play chess at a high level. It is important to mention however, that to make this possible, the ANN needs to be able to learn as much domain knowledge as possible. Taking inspiration from (Berliner, 1977), we state that deep lookahead can be discarded as long as it is properly compensated with relevant chess knowledge.

Nevertheless, we are also aware that the performance of the ANN still needs to be improved when it faces heavy tactical positions. Hence, we believe that the most promising approach for future work will be to combine the evaluations given by the current ANN together with quiescence search algorithms. By doing so the ANN will be able to avoid the horizon effect (Berliner, 1973) and also perform well on tactical positions.

6 CONCLUSION

We believe that this paper provides strong insights about the use of ANNs in chess. Its main contributions can be summarized as follows: Firstly we propose a novel training framework that aims to train ANNs to evaluate chess positions similar to how highly skilled players do. Current *State of the Art* methods have always relied a lot on deep lookahead algorithms that help chess programs to get as close as possible to an optimal policy. Our method focuses a lot more on the discovery of the pattern recognition knowledge that is intrinsic in the chess positions without having to rely on expensive explorations of future board states.

Secondly we show that MLPs are the most suitable ANN architecture when it comes to learning chess. This is both true for the classification experiments as for the regression one. Furthermore, we also show how providing the ANNs with information representing the value of the pieces present on the board is counter-productive.

To the best of our knowledge this is one of the few papers besides (Oshri and Khandwala, 2016) that explores the potential of CNNs in chess. Even though the best results have been achieved by the MLPs we believe that the performance of both ANNs can be improved. As future work we want to feed both ANN architectures with more informative images about chess positions and see if the gap between MLPs and CNNs can be reduced. We believe that this strategy, appropriately combined with a quiescence or selective search algorithm, will allow the ANN to outperform the strongest human players, without having to rely on deep lookahead algorithms.

REFERENCES

- Baxter, J., Tridgell, A., and Weaver, L. (2000). Learning to play chess using temporal differences. *Machine Learning*, 40(3):243–263.
- Berliner, H. J. (1973). Some necessary conditions for a master chess program. In *IJCAI*, pages 77–85.
- Berliner, H. J. (1977). Experiences in evaluation with BKG-A program that plays Backgammon. In *IJCAI*, pages 428–433.
- Chellapilla, K. and Fogel, D. B. (1999). Evolving neural networks to play checkers without relying on expert knowledge. *IEEE Transactions on Neural Networks*, 10(6):1382–1391.
- David, O. E., Netanyahu, N. S., and Wolf, L. (2016). Deepchess: End-to-end deep neural network for automatic learning in chess. In *International Conference on Artificial Neural Networks*, pages 88–96. Springer.
- Fogel, D. B. and Chellapilla, K. (2002). Verifying Anaconda’s expert rating by competing against Chinook: experiments in co-evolving a neural checkers player. *Neurocomputing*, 42(1):69–86.
- Kaufman, L. (1992). Rate your own computer. *Computer Chess Reports*, 3(1):17–19.
- Krizhevsky, A., Sutskever, I., and Hinton, G. E. (2012). ImageNet classification with deep convolutional neural networks. In *Advances in neural information processing systems*, pages 1097–1105.
- Lai, M. (2015). Giraffe: Using deep reinforcement learning to play chess. *arXiv preprint arXiv:1509.01549*.
- Oshri, B. and Khandwala, N. (2016). Predicting moves in chess using convolutional neural networks. *Stanford University Course Project Reports-CS231n*.
- Patist, J. P. and Wiering, M. (2004). Learning to play draughts using temporal difference learning with neural networks and databases. In *Benelearn’04: Proceedings of the Thirteenth Belgian-Dutch Conference on Machine Learning*, pages 87–94.
- Romstad, T., Costalba, M., Kiiski, J., Yang, D., Spitaleri, S., and Ablett, J. (2011). Stockfish, open source chess engine.
- Schaul, T. and Schmidhuber, J. (2009). Scalable neural networks for board games. *Artificial Neural Networks–ICANN 2009*, pages 1005–1014.
- Sifaoui, A., Abdelkrim, A., and Benrejeb, M. (2008). On the use of neural network as a universal approximator. *International Journal of Sciences and Techniques of Automatic control & computer engineering*, 2(1):336–399.
- Silver, D., Huang, A., Maddison, C. J., Guez, A., Sifre, L., Van Den Driessche, G., Schrittwieser, J., Antonoglou, I., Panneershelvam, V., Lanctot, M., et al. (2016). Mastering the game of Go with deep neural networks and tree search. *Nature*, 529(7587):484–489.
- Sutton, R. S. (1988). Learning to predict by the methods of temporal differences. *Machine learning*, 3(1):9–44.
- Sutton, R. S. and Barto, A. G. (1998). *Reinforcement learning: An introduction*, volume 1. MIT press Cambridge.
- Tesauro, G. (1994). TD-gammon, a self-teaching backgammon program, achieves master-level play. *Neural computation*, 6(2):215–219.
- Thrun, S. (1995). Learning to play the game of chess. In *Advances in neural information processing systems*, pages 1069–1076.
- van den Dries, S. and Wiering, M. A. (2012). Neural-fitted td-leaf learning for playing othello with structured neural networks. *IEEE Transactions on Neural Networks and Learning Systems*, 23(11):1701–1713.
- van den Herik, H. J., Donkers, H., and Spronck, P. H. (2005). Opponent modelling and commercial games. In *Proceedings of the IEEE 2005 Symposium on Computational Intelligence and Games (CIG’05)*, pages 15–25.