

University of Groningen

Emergence of splits and collective turns in pigeon flocks under predation

Papadopoulou, Marina; Hildenbrandt, Hanno; Sankey, Daniel W. E.; Portugal, Steven J.; Hemelrijk, Charlotte K.

Published in:
Royal Society Open Science

DOI:
[10.1098/rsos.211898](https://doi.org/10.1098/rsos.211898)

IMPORTANT NOTE: You are advised to consult the publisher's version (publisher's PDF) if you wish to cite from it. Please check the document version below.

Document Version
Publisher's PDF, also known as Version of record

Publication date:
2022

[Link to publication in University of Groningen/UMCG research database](#)

Citation for published version (APA):

Papadopoulou, M., Hildenbrandt, H., Sankey, D. W. E., Portugal, S. J., & Hemelrijk, C. K. (2022). Emergence of splits and collective turns in pigeon flocks under predation. *Royal Society Open Science*, 9(2), [211898]. <https://doi.org/10.1098/rsos.211898>

Copyright

Other than for strictly personal use, it is not permitted to download or to forward/distribute the text or part of it without the consent of the author(s) and/or copyright holder(s), unless the work is under an open content license (like Creative Commons).

The publication may also be distributed here under the terms of Article 25fa of the Dutch Copyright Act, indicated by the "Taverne" license. More information can be found on the University of Groningen website: <https://www.rug.nl/library/open-access/self-archiving-pure/taverne-amendment>.

Take-down policy

If you believe that this document breaches copyright please contact us providing details, and we will remove access to the work immediately and investigate your claim.

Downloaded from the University of Groningen/UMCG research database (Pure): <http://www.rug.nl/research/portal>. For technical reasons the number of authors shown on this cover page is limited to 10 maximum.

Research



Cite this article: Papadopoulou M, Hildenbrandt H, Sankey DWE, Portugal SJ, Hemelrijk CK. 2022 Emergence of splits and collective turns in pigeon flocks under predation. *R. Soc. Open Sci.* **9**: 211898. <https://doi.org/10.1098/rsos.211898>

Received: 2 December 2021

Accepted: 25 January 2022

Subject Category:

Organismal and evolutionary biology

Subject Areas:

behaviour/computational biology/evolution

Keywords:

collective behaviour, escape patterns, self-organization, flocking, pigeon

Author for correspondence:

Marina Papadopoulou

e-mail: m.papadopoulou.rug@gmail.com

[†]Present address: Faculty of Science and Engineering, GELIFES, Nijenborgh 7, Groningen, 9747AG, The Netherlands.


Emergence of splits and collective turns in pigeon flocks under predation

Marina Papadopoulou^{1,†}, Hanno Hildenbrandt¹, Daniel W. E. Sankey², Steven J. Portugal³ and Charlotte K. Hemelrijk¹

¹Groningen Institute for Evolutionary Life Sciences, University of Groningen, Groningen, The Netherlands

²Centre for Ecology and Conservation, University of Exeter, Penryn, UK

³Department of Biological Sciences, School of Life and Environmental Sciences, Royal Holloway University of London, Egham, UK

 MP, 0000-0002-6478-8365; DWES, 0000-0002-6363-8023; SJP, 0000-0002-2438-2352; CKH, 0000-0001-6160-077X

Complex patterns of collective behaviour may emerge through self-organization, from local interactions among individuals in a group. To understand what behavioural rules underlie these patterns, computational models are often necessary. These rules have not yet been systematically studied for bird flocks under predation. Here, we study airborne flocks of homing pigeons attacked by a robotic falcon, combining empirical data with a species-specific computational model of collective escape. By analysing GPS trajectories of flocking individuals, we identify two new patterns of collective escape: early splits and collective turns, occurring even at large distances from the predator. To examine their formation, we extend an agent-based model of pigeons with a ‘discrete’ escape manoeuvre by a single initiator, namely a sudden turn interrupting the continuous coordinated motion of the group. Both splits and collective turns emerge from this rule. Their relative frequency depends on the angular velocity and position of the initiator in the flock: sharp turns by individuals at the periphery lead to more splits than collective turns. We confirm this association in the empirical data. Our study highlights the importance of discrete and uncoordinated manoeuvres in the collective escape of bird flocks and advocates the systematic study of their patterns across species.

1. Introduction

Patterns of collective escape of animals are some of the most complex and mesmerizing displays in nature: when a moving

group is under attack by a predator, the group changes its shape and internal structure rapidly [1–4]. These patterns often confuse the predator and increase the prey's survival [5–8]. To counteract this, predators may attempt to split up their target groups [9,10]; for instance, an avian predator may attack an airborne flock several times [11,12], while gaining altitude in order to dive and intersect it at high speed (a hunting strategy called 'stoop') [13]. The anti-predator effect of aggregating is important in the evolution of group-living, particularly for species which are regularly preyed upon [7,14]. Because of the complexity of patterns of collective escape, however, the specifics concerning individual behaviour and coordination among group members when under attack are not so well understood.

Computational models are valuable for understanding the processes that underlie such complex patterns [15–17]. These underlying processes comprise specific behavioural rules that control the motion of individuals. To identify these rules, collective behaviour is often studied in models that are based on self-organization [18–20]. In these models, collective patterns emerge from local interactions of individuals, specifically from coordination among group members by attraction to, alignment with and repulsion from, their closest neighbours [21–25].

These rules of coordination have been similarly modelled across different taxonomic groups, for instance insect swarms, fish schools and bird flocks [23,26–29]. However, empirical data show that species may differ in their specifics of coordination [30–35]. In bird flocks, European starlings (*Sturnus vulgaris*) coordinate with their seven closest neighbours (referred to as 'topological neighbours' [30]), jackdaws (*Corvus monedula*) with their mating partner and three other topological neighbours [33,36] and chimney swifts (*Chaetura pelagica*) with all individuals within a specific distance (referred to as 'metric neighbours', [32]). The number of interaction partners may even depend on the ecological context, as found in jackdaws during roosting and mobbing flights [32,37]. Moreover, the collective pattern may also be affected by the specifics of locomotion, for instance flight versus swimming or species-specific differences in flight modes [25,38]. Because of this variation, the rules of motion and coordination at the individual level of computational models can be adjusted to empirical data in order to study what patterns of collective motion emerge [24,39–43]. Species-specific models have, however, rarely been applied to bird flocks under predation [44].

Whether patterns of collective escape differ among species is not yet known; given the unpredictability and rarity of predator attacks, as well as the difficulty of simultaneously tracking both predator and prey, studying collective escape in the field is challenging. Complete trajectories of airborne birds in flocks under predation have only recently been collected with a newly developed, remotely controlled robotic-falcon (referred to as 'RobotFalcon' [45]) attacking flocks of homing pigeons (*Columba livia*) [46]. In the present study, we combine these quantitative data [46] with a species-specific computational model (HoPE—Homing Pigeons Escape, [47]) to investigate what behavioural rules underlie the patterns of collective escape in pigeons.

Patterns of collective escape in bird flocks have been extensively described only for large flocks of European starlings [2] (see also [48–50]). Their patterns include, among others: the agitation wave (dark bands moving over the flock away from the predator), flash expansion (where prey flees radially away from the predator), vacuole (where prey surrounds the predator) and splitting of sub-flocks [2,51]. Here, we identify two new patterns of collective escape in pigeons: namely collective turns (during which the whole flock changes its heading) and early splitting of sub-flocks (splits that occur also at large distance from the predator, see also [46]). Surprisingly, collective turns have so far been neglected in prior studies of collective escape in bird flocks [2].

To understand how these patterns arise, we need a new computational model since neither early splits nor collective turns have been reported in previous models of collective escape. In most models, individuals have only a single rule of escape, usually a continuous tendency to turn away from the predator while coordinating with their neighbours [26,47,52]. Remarkably, this single rule has led to many patterns in a model of fish schools [26] (figure 1), for instance the vacuole, the hourglass [9] and the split (in close vicinity to the predator). Some collective patterns were, however, not generated, for instance the agitation wave [53–55].

Agitation waves emerged in a computational model of starlings only through a fixed escape manoeuvre, which was copied by close-by neighbours and thus propagated through the group [44]. The manoeuvre was a zigzag-like turn, which involved banking while turning, resulting in a larger area of each individual's wings being exposed to the observer. This creates the visual effect of dark bands travelling over the flock [44,51]. The zigzag motion is an example of a 'discrete' escape manoeuvre, discrete meaning that a sharp change in heading or speed interrupts the continuous, coordinated motion of the group members [44,54,55]. Such manoeuvres are found in escaping dunlins (*Calidris alpina*) and are known to underlie escape waves in other species (e.g. U-turns in fish) [49,56–58]. Empirical data further suggest that the

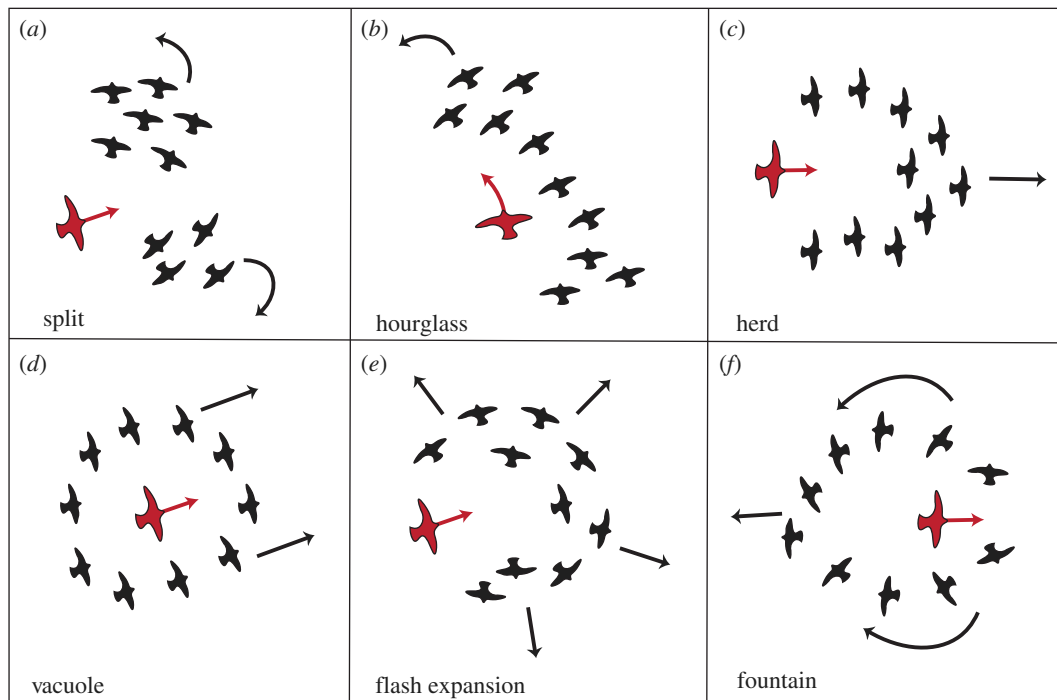


Figure 1. Patterns of collective escape generated by the computational model of fish schools by Inada *et al.* [26], adjusted to small flocks of 10 individuals. The black bird figures represent the prey and the larger red figure the predator.

manoeuvres may not be fixed but varying and unpredictable in terms of turning angle and speed (referred to as ‘protean’ movement) to increase the complexity of the escape path of a prey [58–60].

To generate the early splits and collective turns (at large distance from the predator) that we see in pigeon flocks, we extend an agent-based model of pigeons’ collective escape [31,47,61] with a new escape manoeuvre that is discrete, variable and uncoordinated. We give each individual a probability to turn away from the predator without coordinating with its neighbours. In order to adjust the escape rule to pigeons, we analyse their turning when they are under attack by the RobotFalcon. We uniquely sample each escape manoeuvre in our model from distributions of turning angle and duration parametrized to our empirical data. The probability to manoeuvre depends on each individual’s distance to the predator and on a unique tendency to escape (according to empirical data of escape initiation [62,63]). We investigate whether both patterns of collective escape may arise from the same rule of escape at the individual level.

We show that both splitting and collective turning emerge in our model from a single escape manoeuvre. Based on theories of turning propagation [36,64,65] and information transfer [36,66], we expect collective turns to emerge more frequently when initiators: (i) are positioned more centrally in the group (directional information can reach the edges of the group faster), (ii) are turning slower and (iii) turn towards the group’s centroid (making it easier for flock-mates to follow). We test these hypotheses in both our model and empirical data.

2. Methods

2.1. Empirical data

We analysed the GPS data of flocks of homing pigeons, collected by Sankey *et al.* [46]. The data were recorded during a short period immediately after the flocks’ release using GPS loggers with a 5 Hz sampling frequency (QStarz BT-Q1300ST, Düsseldorf, Germany; see also [67] for a spatial resolution analysis). Our GPS data comprise preprocessed two-dimensional tracks of pigeons (the vertical positions were excluded because of inconsistent resolution [68]) from 43 groups of several sizes (namely of 8, 10, 27 and 34 pigeons). To study their collective escape, some of the pigeon flocks were attacked by a remotely controlled robotic predator (the RobotFalcon, mounted with an identical GPS

logger), while other flocks were left to perform their homing flights uninterrupted (control data, no RobotFalcon) [46].

More specifically, the RobotFalcon resembled a male peregrine falcon (*Falco peregrinus*) in both appearance and motion [69], and flew with propellers mounted on the wings. The RobotFalcon is steered by a trained pilot (using goggles that receive images in real time from a First-Person View camera positioned on the head of the RobotFalcon) in a way that imitates the hunting behaviour of a real falcon during direct pursuit [46]. Where possible, the RobotFalcon attacked the flock by performing a stoop, sharply decreasing the distance between the falcon and the flock [69]. During each field experiment, a flock was released from a basket on the ground while the RobotFalcon was airborne (at approx. 5 m altitude) and approaching from approximately 50 m behind it. All flocks took flight immediately after release and were chased by the RobotFalcon until leaving the release site (a defined radius of 500 m). Thus, a flight in our dataset may consist of several instances of collective escape by a flock. For more details on the RobotFalcon, experimental set-up and preprocessing of GPS data, see Sankey *et al.* [46].

2.1.1. Measuring patterns of collective escape

We first identified the patterns of collective escape in pigeons through video observations. In detail, we visualized the GPS data of flocks attacked by the RobotFalcon (see electronic supplementary material, video S1 for an example) and noted two patterns: collective turns and splits. To further study these patterns, we followed a quantitative approach.

We quantified collective turning by first building the trajectory of each flock from the average position of all flock members across each flight. We then divided the trajectory in intervals in which the flock's angular velocity had the same sign (continuous turning to the left or to the right). Over each interval, we measured the cumulative change of heading. Small changes of heading were considered proxies for straight motion of the flock (average angular velocity less than 10° s^{-1} , black lines in figure 2b3 and electronic supplementary material, figure S1). For each flight, we calculated the rate of turning (turns per second), the turning angle per second, and the proportion of time spent turning (for details see our electronic supplementary material). We tested whether these measurements differ between flights with and without the RobotFalcon, and ensured that our angular velocity threshold does not alter our conclusions (electronic supplementary material, table S1).

We determined a splitting event based on the distance between parts of a flock. The group with the larger number of individuals is referred to as the 'main flock'. We adapted the definition of splitting by Sankey *et al.* [46] by focusing on the collective [2] rather than individual behaviour. Specifically, an individual was considered to be split from the main flock if it has, for at least 2 s, no member of the main flock within a distance of 10 m [46]. From the perspective of the group, split events occur when flock size decreases. Thus, when several individuals were splitting from their group simultaneously, forming a sub-flock, we counted it as a single case of a split (instead of as many as the size of the sub-flock, as done in [46]). We calculated the rate of splitting as its frequency per flight duration (number of splitting events divided by the total seconds of flight).

2.2. Computational model of pigeon flocks

We extended our agent-based model of collective escape of homing pigeons, HoPE (Homing Pigeons Escape) [47] to study the emergence of splits and collective turns. HoPE is based on empirical data of homing pigeons [47]: it resembles real flocks in both individual behaviour (specifics of flying motion, speed and coordination rules among flock-mates [31,46,61,70]) as well as collective patterns [46,47]. Its detailed description according to the ODD (Overview, Design concepts, Detail) protocol [71] is given as an appendix in our electronic supplementary material.

HoPE consists of multiple pigeon-agents (referred to as 'pigeon-oids', after Reynolds [21]) that coordinate with each other forming a flock and avoid one predator-agent (referred to as 'pred-oid') that pursues them. Agents collect and update information about their environment (neighbours and predator) asynchronously at a given reaction rate, similar to previous realistic models of collective behaviour [24,72]. All model parameters are given in electronic supplementary material, table S3.

2.2.1. Coordination and motion

Flocking in HoPE is based on the rules of attraction, alignment and avoidance among topological neighbours [24,30,43]. Coordination is controlled by the weighted sum of some social 'forces' that

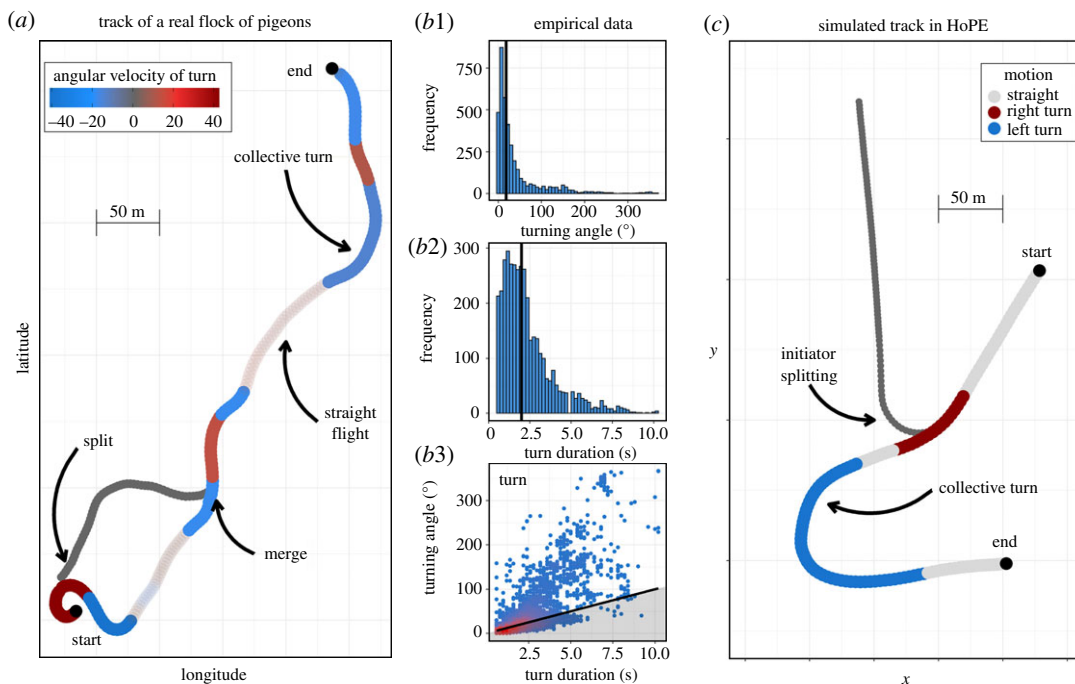


Figure 2. (a) Track of the average position of homing pigeons in a real flock starting a homing flight while being attacked by the RobotFalcon (GPS data from Sankey *et al.* [46]). A single individual splits off and subsequently returns to the group (merge). The colour shows the angular velocity of each collective turn (trajectory parts with angular velocity lower than 10° s^{-1} are considered straight flight and are coloured grey). (b) Turns of individual pigeons under attack, extracted from the tracks in the empirical data. The vertical black lines mark the median of each distribution. Turns of angular velocity at the top 2% of the distribution are omitted (see electronic supplementary material, figure S2 for the full distributions). These distributions are used to parametrize the escape manoeuvres of individuals in our model (the ‘initiators’ of a collective escape). (b1) Frequency distribution of the absolute angle turned (in degrees). (b2) Frequency distribution of the duration of each turn (in seconds). (b3) Turning angle versus duration of turn (angular velocity). Each point corresponds to the turn of one individual. The solid line shows the threshold we used to distinguish between turns and straight flight (angular velocity of 10° s^{-1}). (c) Simulated tracks of a flock in the HoPE model. Two individuals consecutively perform an escape manoeuvre (sampled from distributions similar to b1 and b2). The first initiator (turning to the right relative to the flock’s flying direction) splits from the group. From the turn of the second initiator (left turn), a collective turn emerges.

represent these rules and has been adjusted to the specifics of flocking by pigeons [21,24]. Each pigeon-oid turns towards the centre of mass of its seven closest neighbours [30,33,47] and accelerates to stay close to them [31]. Alignment is represented by a force parallel to the average direction of all seven neighbours. Note that the effective number of interacting neighbours in the model can be decreased if there are not enough neighbours within a maximum distance in which pigeons are expected to coordinate [31,73], e.g. if two small sub-flocks with less than eight individuals are far away from each other. To avoid collisions, individuals turn away from their single closest neighbour (a rule proven to increase the resemblance of computational models to empirical data of bird flocks [25,43]). Alignment is set as the strongest of the coordination forces [31,46]. Each agent is also dragged towards its unique cruise speed (the more it deviates from it, the stronger this drag force becomes), in accordance to the empirical finding that pigeons have individualized preferred speeds from which they cannot deviate for a prolonged period [61].

2.2.2. The predator

We modelled our predator-agent to resemble the motion of the RobotFalcon in the field experiment of Sankey *et al.* [46]. The pred-oid executes a hunting cycle of three distinct behaviours: (i) it follows the flock at a given distance (pursuit), (ii) it speeds up towards its closest pigeon-oid (attack), and then (iii) it moves far away from the flock (retreat). Each cycle lasts 1 min. ‘Catches’ of prey by the predator are not modelled.

2.2.3. Escape rules

In the original model [47], splitting of sub-flocks rarely emerges. To tackle this, we extended the individual escape behaviour by adding a discrete escape manoeuvre. Such manoeuvres have been

identified in experiments of fish schools [74,75] and dunlin flocks [49] under attack, and have been used in a previous model of starling flocks to generate agitation waves [44].

Specifically, the discrete escape manoeuvre in our model involves a turn away from the heading of the predator [46] during multiple time steps. These turns are not fixed [59,60,76]; for each manoeuvre the turning angle and duration of turning are drawn independently from two gamma distributions (electronic supplementary material, table S3). We parametrized these distributions to our measures of individual turns in the empirical data (figure 2*b* and electronic supplementary material, figure S2). Following previous empirical findings, each flock member has a unique probability to manoeuvre based on (i) a unique baseline tendency to escape [62], and (ii) its distance to the predator (the closer it is to the pred-oid, the higher its probability to manoeuvre [46], electronic supplementary material, figure S13). While manoeuvring, the pigeon-oid does not coordinate with its neighbours.

Like in the original model, pigeon-oids are also steered away from the pred-oid by a continuous force of avoidance [26,47]. The direction of this force (escape direction) depends on the heading of the pred-oid, in line with the behaviour of real pigeons that turn away from the heading of the predator rather than its position [46]. When not manoeuvring, the motion of each pigeon-oid is controlled by the weighted average of this force away from the pred-oid and the forces of coordination among neighbours.

2.2.4. Simulated data

We collected data from 1000 hunting cycles (total time 1000 min), simulating flocks of the same size as the empirical data (8, 10, 27 and 34 individuals). At each time step in the simulation, the larger flock was considered the ‘main flock’ (defined as in the empirical data for consistency [46]). Results from all the simulations were combined into one dataset. For details on the simulations’ set-up see the electronic supplementary material.

The focus of our analysis was to first determine which pattern of collective escape an ‘initiator’ (the individual performing an escape manoeuvre) causes, and subsequently to examine how the relative frequency of these patterns depends on the characteristics of the initiator. In detail, we study the initiator’s position in the flock based on its ‘centrality’, i.e. an individual’s spatial position relative to all its flock-mates (for the exact definition see electronic supplementary material S1.2). We further make the centrality of individuals comparable between members of small and large flocks by dividing it by the average centrality of all individuals in small and large flocks, respectively. Individuals with centrality less than the median of the distribution across all individuals and flights are characterized as ‘central’, opposite to individuals with higher centrality labelled as ‘edge’. Secondly, the direction of escape is labelled as ‘inwards’ or ‘outwards’ depending on whether the escape turn is towards the flock’s centre (relative to the individual’s position) or away from it. We measured these initiator’s traits at the beginning of each escape manoeuvre. Thirdly, we get the initiator’s angular velocity based on the total change of heading during the manoeuvre divided by its duration, and we label as ‘low’ and ‘high’ turns with angular velocities higher and lower than the median, respectively. We studied the rate of the two collective patterns as the frequency of their appearance relative to the total number of escape manoeuvres. We confined ourselves to patterns generated in the main flock.

2.3. Analysis of individual motion

To test the validity of our theoretical findings for real flocks of pigeons, we studied in the empirical data the association between the turning characteristics of individuals and the collective pattern when attacked by the RobotFalcon [46]. Using the same method as for the flocks’ turning motion (see §2.1.1), we measured the turning of individual flock members. We distinguished two types of turns: (i) ‘collective turns’, during which the individual remains part of the flock, and (ii) ‘splitting turns’, during which the individual splits off from it. Note that here we focus on splitting individuals and not on identifying initiators of collective turns; we treat each individual’s turn while being part of a flock as absence of splitting from it. As a measurement of centrality, we use the distance of each individual to the centre of the flock divided by the mean centrality of small or large flocks (as in the analysis of the simulated data). We constructed generalized linear mixed models (GLMMs) on the binomial variable ‘turning type’ (with values one of the two turns defined above, collective or splitting), and with fixed variables being the angular velocity and centrality of each individual at the beginning of each turn [77,78]. Given that the data include several instances of an individual’s motion and that members of the same flock interact with each other, we added the unique flight number and pigeon identity as random effects in our models. For details, see our electronic supplementary material.

Table 1. Measurements of collective turning and splitting-off in the empirical data of flights with the predator ($n = 27$) and without it ($n = 16$) (** p -value < 0.001 , * p -value < 0.01 , p -value < 0.05). N is the total frequency of each pattern. We do not statistically compare these absolute frequencies because of the difference in sample size. Rates correspond to the across-flights median of number of events divided by flight duration. We use the median because of the highly skewed shape of the distributions. Statistical significance is based on two-sample Kolmogorov–Smirnov tests between the measurements distributions in flights with and without the predator (flight-time spent turning: $D = 0.488$, p -value = 0.01; angle per second: $D = 0.431$, p -value = 0.03; turning rate: $D = 0.602$, p -value < 0.001 ; splitting rate: $D = 0.454$, p -value = 0.03).

collective pattern	measurement	without predator	with predator	p -value
collective turn	N	50	155	
	flight-time spent turning (%)	30	55	**
	angle per second ($^{\circ} s^{-1}$)	9	15	*
	turning rate (turns s^{-1})	0.08	0.15	***
split	N	33	65	
	splitting rate (splits s^{-1})	0	0.024	*

2.4. Software

Our computational model is built with the programming language C++ 17, using OpenGL for visualizing the simulations. All data analyses and statistical modelling were performed in R (v. 3.6) [79] and all graphs were generated using the ‘ggplot2’ package [80].

3. Results

3.1. Collective escape of pigeons

We identified two patterns of collective escape in the empirical data: the collective turn and the split (figure 2). In detail, across 27 flights with the RobotFalcon attacking the flock, we measured 155 collective turns of flocks and 65 events of flocks splitting (35 solitary departures and 30 splits of sub-flocks). Note that both patterns appear across varying distances to the predator (electronic supplementary material, figure S3).

The rate of each pattern is significantly higher in the presence of the RobotFalcon than in its absence (table 1). Small flocks in particular do not split in the absence of the predator (electronic supplementary material, table S2). The proportion of time spent in collective turning and the turning angle per second of flight are significantly larger in flocks under attack than unthreatened ones. The threshold of angular velocity for distinguishing a turn from straight flight does not affect our conclusions (electronic supplementary material, table S1).

3.2. Collective escape in the computational model

The flocking model HoPE resembles real flocks of pigeons in several characteristics, namely their distributions of individual speed, nearest neighbour distance and relative position of neighbours ([47], electronic supplementary material, figure S4). Both splitting and collective turning emerge from the uncoordinated escape manoeuvre (figure 2, electronic supplementary material, videos S2 and S3). When the majority of the flock follows the initiator into a turn, a collective turn takes place. When none of the flock members follows, the initiator splits off from the group alone. If fewer than half of the flock follows the initiator, a sub-flock splits off (which constitutes approximately 10% of all splits in our simulated data). According to rules of information propagation through a group [36,66,81], we hypothesized that more collective turns will be initiated by individuals that are turning slowly (with low angular velocity) and inwards, and are positioned close to the centre of their flock.

High angular velocity of an escape manoeuvre (higher than the median angular velocity, referred to as ‘sharp turn’) leads to a higher probability to split off from the group (a 28% increase relative to manoeuvres of low angular velocity, figure 3). Manoeuvres by individuals closer to the flock’s centre lead to collective turns more often (approx. 10% increase) than manoeuvres by agents at the edge of

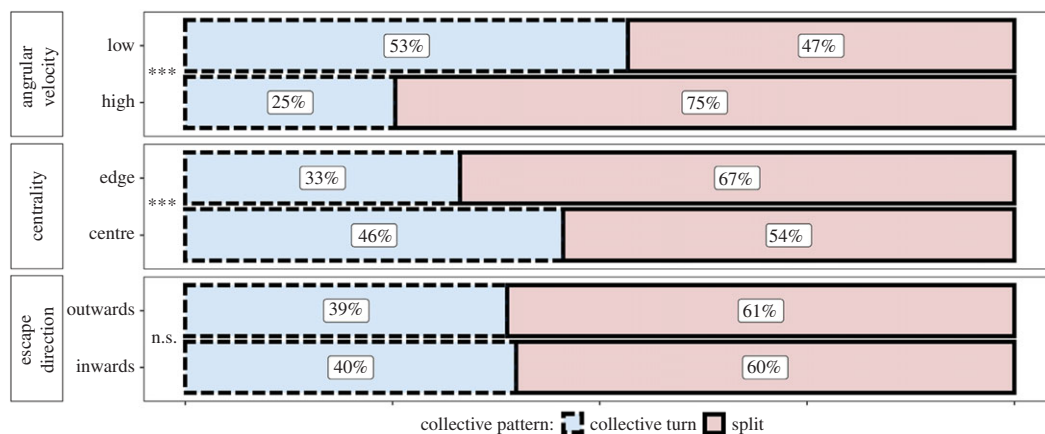


Figure 3. The effect of a manoeuvring individual (turn initiator) on the rates of collective escape patterns in the simulation (***) p -value < 0.001, n.s.: p -value > 0.05). Escape direction does not significantly affect the relative frequency of splits and collective turns (Pearson's chi-squared test: $\chi^2 = 0.74$, d.f. = 1, p -value = 0.39). The effect of the angular velocity and centrality (position in the flock) of an individual is significant (Pearson's chi-squared tests, centrality: $\chi^2 = 105.54$, d.f. = 1, p -value < 0.001; angular velocity: $\chi^2 = 539.34$, d.f. = 1, p -value < 0.001).

the flock (centrality distributions differ significantly between splits and collective turns, according to a two-sided Kolmogorov–Smirnov test: $D = 0.15$, p -value < 0.001). The relative frequency of collective turns and splits does not significantly differ between outward and inward manoeuvres (see caption of figure 3). The effects remain for the unique combinations of these characteristics (see electronic supplementary material, figure S6), for instance, edge individuals with high angular velocity have higher probability of splitting than centre individuals with high angular velocity. Guided by our model, we test in the empirical data whether the sharpness of an individual's turn (its angular velocity) and its position in the flock (proximity to the flock's centre) affect the emergence of splits or collective turns.

3.3. From individual turns to collective patterns

We tested in the empirical data the hypothesis based on our modelling results (figure 3): individuals split off more often when they are turning more sharply and are positioned more towards the edge of their flock. We confirm that high angular velocity associates more with splitting than collectively turning (GLMM: regression coefficient $\beta = -1.27$, s.e. = 0.32, z -value = -4 and $p < 0.001$; figure 4a). Centrality does not show a significant effect on turning type (GLMM: $\beta = 0.08$, s.e. = 0.12, z -value = 0.68 and $p = 0.5$). However, if outliers above the 90% quantile of distance to the centre of the flock are filtered out (electronic supplementary material, figure S7), centrality is positively associated with splitting (GLMM: $\beta = -0.66$, s.e. = 0.26, z -value = -2.5 and $p = 0.01$; figure 4b), especially in close distances to the predator (less than 100 m, GLMM: $\beta = -0.9$, s.e. = 0.3, z -value = -3.03 and $p = 0.002$). For the validity of our fitted models see electronic supplementary material, figure S8, S9.

4. Discussion

To gain insight in what underlies patterns of collective escape in homing pigeons, we combined GPS data of flocks under attack by the RobotFalcon [46] with a species-specific model based on self-organization [47]. We analysed the tracks of flocking pigeons and identified two patterns of collective escape: collective turns and splits (of sub-flocks or singletons), even at large distances from the predator. So far, collective turns of the whole flock have been overlooked as a pattern of collective escape in previous studies [2,26]. In our computational model of collective motion (adjusted to pigeon flocks, [47]) both patterns of collective escape arise when a single group member (the initiator) performs a discrete, uncoordinated and stochastic manoeuvre by turning away from the predator (electronic supplementary material, videos S2 and S3). Whether splitting or collective turning emerges depends mainly on the angular velocity of the initiator and its position relative to the flock's centre, not only in the model but also in the empirical data.

Several factors may increase the angular velocity of a bird's turn in nature; first, past and present predatory risk [82], closer distances to the predator [46,58,83] and increased level of alertness of the

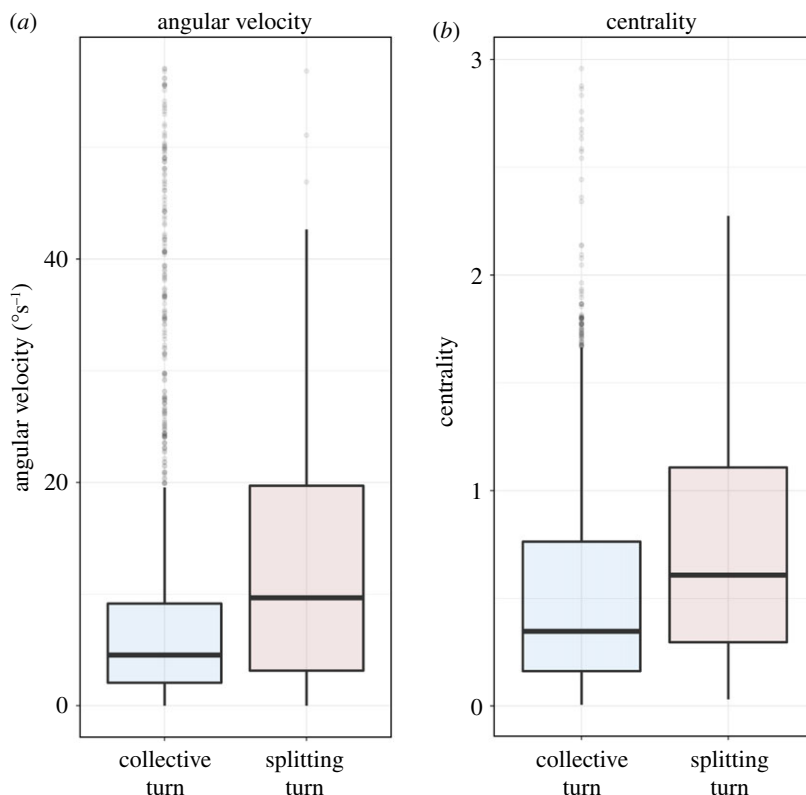


Figure 4. The distribution of (a) angular velocity and (b) centrality at the beginning of all individual turns in the empirical data of pigeons under attack by the RobotFalcon, across the two turning types (splitting and collectively turning). Each box is drawn from the first to the third quartile of each distribution and the horizontal line through it shows the median. Points represent outliers over the 90% quantile. Points above the 95% of the distribution are omitted for visualization (see electronic supplementary material, figure S7 for the full distributions, electronic supplementary material, figure S10 for a comparison with the simulated data and electronic supplementary material, figure S11 for the relation of the angular velocity and centrality in both datasets).

group [55,82]. Secondly, the predator's behaviour [74,84–86]. A faster predator may cause prey to turn more sharply [13,86]. This, however, may be unnecessary if a wider turn is less 'costly' (energetically cheaper or easier) to perform and has been proven successful in the past [82]. Prey may also react differently to the direction of a predator's attack (whether it approaches the flock from the side or from behind) [84,85,87]. Thirdly, the intensity of an escape (as indicated by the speed, frequency or amplitude of motion) may be prone to social enhancement by surrounding flocks [10] or dependent on the dominance of the turning individual (as shown for crayfish, where dominant individuals are more likely than subordinates to execute reflexive and sharp escape responses [88]). In our model, we showed that manoeuvres of high angular velocity lead to more splits than collective turns.

The occurrence of a split or a collective turn may also depend on how quickly a turn propagates through the group. The speed of this propagation (information transfer concerning the turning direction) may be heavily affected by the specifics of coordination. These specifics differ across species, for instance whether interactions are topological (with fixed number of closest neighbours) or metric (with all individuals within a specific range), and the relative importance of alignment, attraction and repulsion [30–33,36,37,46]. For species in which interactions among flock members are biased (e.g. homing pigeons and jackdaws), how information propagates through the group may also depend on leadership dynamics [89], mating bonds [90] and individual differences in experience [73] and fitness [91]. The direction from which the turn starts may also play an important role in the speed of information transfer.

The position of initiators of collective turns in airborne flocks varies across bird species and ecological contexts. During roosting, mobbing and transit flights [36,37,65], starlings that initiate turns are located at the periphery [65], whereas in jackdaws these initiators are mostly at the front of the flock [36]. The initiation of collective turns has not yet been studied during collective escape from an avian predator. In our model, group members positioned more centrally in a flock initiate collective turns more frequently than individuals at the edge. This variation may be due to across-species differences

in the size and shape of their flocks; individuals in the centre of small and flat flocks [92] can probably turn more freely than in flocks that are three-dimensional, large and dense [93,94].

There may be several reasons that pigeon flocks turn away from a predator at large distances to it. Pigeons often form small flocks with low density. Therefore, their flocks may not confuse the predator enough to decrease its hunting success (no confusion effect [95]), and individuals may have higher probability of getting caught than when they are in large flocks (no selfish herd [46]). According to our model, early collective escape of a flock may be the result of protean movement of its members. Thus, given the variability of the emerging collective turns and splits, the escape path of the group may become less predictable [59,60,76], counteracting anticipation-based hunting strategies of the predator [58,67,96].

The role of uncoordinated escape by group members during collective motion has not yet been studied. Uncoordinated turning by an initiator, as implemented in our model, causes a collective turn to be larger, given that it is not a compromise between the headings of the initiator and its neighbours [52,97]. This may be more effective for avoiding the predator. Thus, an uncoordinated escape may be adaptive for the whole group and actually reflect a ‘cooperative’ [98], instead of a ‘selfish’ [52,99], act. Along the same lines, referring to an individual’s split from the group as a ‘decision’ to leave should be done with caution [46] since our findings show that a splitting event is not decided at the individual level, but instead results from the behaviour of the followers.

The consequences of a split for the survival of the prey and the success of the predator may depend on the strategy of both. The success of hunting by predators is higher when the flock is smaller and when attacking singletons, rather than flocks [11,100]. From the perspective of the prey, the danger of splitting from the group when performing a sharp, evasive turn may be balanced by the prey’s probability of getting rid of the predator by outperforming it [96]. A predator may, however, catch a sharply manoeuvrable singleton through stooping at high speed, because stooping optimizes the predators aerodynamic forces and roll agility [86]. Whether the number of initiators of an escape manoeuvre influences the type of collective escape pattern or the prey’s survival remains to be studied.

In pigeon flocks, we identified fewer patterns of collective escape (splits and collective turns) than have been described for other species [2,49]. This may have several reasons. First, more complex patterns, such as vacuoles and agitation waves may require larger flock sizes [2,26]. Secondly, the large body size of pigeons and their low manoeuvrability [86,101,102] may prevent them from executing the sharp turns involved in a flash expansion [26,103]. Thirdly, the slower attack of the artificial predator (RobotFalcon) in comparison to a real falcon [2] may prevent some patterns that depend on the quick increase in the proximity to the predator to emerge [84,87,97]. Fourthly, the strong alignment of heading of homing pigeons [31,46] may support collective turns and counteract patterns with large divergence in the heading of group members, such as the fountain [53].

The rules of individual escape that were used in previous models did not suffice to produce splits at large distances to the predator and collective turns [26,52]. Most previous models assume that group members share a single escape behaviour: a tendency to turn away from the position or heading of the approaching predator [26,47,52]. From this rule, splits emerge mostly when the predator gets close to the group and often passes through it (causing sub-flocks to turn away from the predator in opposite directions), while collective turns do not arise. In models with only a discrete escape reaction, individuals need an additional rule of ‘copying’ any manoeuvre performed by their neighbours in order for an escape wave to emerge [44,55,104,105]. This additional rule of coordination counteracts splitting. In our model, we combine the continuous tendency to avoid the predator and discrete escape manoeuvres. From only these two rules, collective turns emerge instead of splits, if group members follow an initiator through the basic rules of coordination (alignment and attraction) and their own tendency to turn away from the predator. Guided by empirical data, we give each group member a varying, unique probability to perform an escape manoeuvre. With our new probabilistic approach, collective patterns arise as precautionary reactions to the predator, rather than ‘panic-like’ attempts to survive when the predator is near.

Future work on empirical data of airborne flocks under attack should focus on individual escape reactions, the number and relative position of initiators of turns and information transfer in relation to flock shape and size [55,90,106]. Moreover, quantitative comparisons of patterns of collective escape across species, combined with biologically relevant computational models, can significantly deepen our understanding of what rules underlie these complex patterns.

Data accessibility. The agent-based model (HoPE) is available on GitHub: <https://github.com/marinapapa/a-new-HoPE-model> and the version used for this research work has been archived within the Zenodo repository: <https://doi.org/10.5281/zenodo.5889123> [107]. Data and relevant code for this research work are stored in GitHub: <https://github.com>.

com/marinapapa/PigeonsCollectiveEscape and have been archived within the Zenodo repository: <https://doi.org/10.5281/zenodo.5889098> [108]. The raw data are deposited in the Dryad Digital Repository: <https://doi.org/10.5061/dryad.905qfttc> [109].

Authors' contributions. M.P.: conceptualization, data curation, formal analysis, investigation, methodology, software, validation, visualization, writing—original draft; H.H.: conceptualization, methodology, resources, software, supervision, writing—review and editing; D.W.E.S.: data curation, formal analysis, resources, writing—review and editing; S.J.P.: funding acquisition, resources, writing—review and editing; C.K.H.: conceptualization, funding acquisition, project administration, supervision, writing—review and editing

All authors gave final approval for publication and agreed to be held accountable for the work performed therein.

Competing interests. We declare we have no competing interests

Funding. This work has been financed to C.K.H. by the Netherlands Organisation for Scientific Research (NWO), the Open Technology Programme (OTP), project: 'Preventing bird strikes: Developing RoboFalcons to deter bird flocks' (14723). The empirical work was funded by a Royal Society Research Grant (R10952) to S.J.P.

Acknowledgements. We would like to thank the Self-Organization Lab of the University of Groningen for helpful discussions, particularly Rolf Storms for his input while drafting the manuscript.

References

- Parrish JK, Viscido SV, Grünbaum D. 2002 Self-organized fish schools: an examination of emergent properties. *Biol. Bull.* **202**, 296–305. (doi:10.2307/1543482)
- Storms RF, Carere C, Zoratto F, Hemelrijk CK. 2019 Complex collective motion: collective escape patterns of starling flocks under predation. *Behav. Ecol. Sociobiol.* **73**, 10. (doi:10.1007/s00265-018-2609-0)
- Carere C, Montanino S, Moreschini F, Zoratto F, Chiarotti F, Santucci D, Alleva E. 2009 Aerial flocking patterns of wintering starlings, *Sturnus vulgaris*, under different predation risk. *Anim. Behav.* **77**, 101–107. (doi:10.1016/j.anbehav.2008.08.034)
- Rosenthal SB, Twomey CR, Hartnett AT, Wu HS, Couzin ID. 2015 Revealing the hidden networks of interaction in mobile animal groups allows prediction of complex behavioral contagion. *Proc. Natl Acad. Sci. USA* **112**, 4690–4695. (doi:10.1073/pnas.1420068112)
- Olson RS, Hintze A, Dyer FC, Knoester DB, Adami C. 2013 Predator confusion is sufficient to evolve swarming behaviour. *J. R. Soc. Interface* **10**, 20130305. (doi:10.1098/rsif.2013.0305)
- Landeau L, Terborgh J. 1986 Oddity and the 'confusion effect' in predation. *Anim. Behav.* **34**, 1372–1380. (doi:10.1016/S0003-3472(86)80208-1)
- Magurran AE. 1990 The adaptive significance of schooling as an anti-predator defence in fish. *Ann. Zool. Fennici.* **27**, 51–66.
- Cresswell W. 1994 Flocking is an effective anti-predation strategy in redshanks, *Tringa totanus*. *Anim. Behav.* **47**, 433–442. (doi:10.1006/anbe.1994.1057)
- Pitcher TJ, Magurran AE. 1983 Shoal size, patch profitability and information exchange in foraging goldfish. *Anim. Behav.* **31**, 546–555. (doi:10.1016/S0003-3472(83)80078-5)
- Zoratto F, Manzari L, Oddi L, Pinxten R, Eens M, Santucci D, Alleva E, Carere C. 2014 Behavioural response of European starlings exposed to video playback of conspecific flocks: effect of social context and predator threat. *Behav. Processes* **103**, 269–277. (doi:10.1016/j.beproc.2014.01.012)
- Cresswell W, Quinn JL. 2010 Attack frequency, attack success and choice of prey group size for two predators with contrasting hunting strategies. *Anim. Behav.* **80**, 643–648. (doi:10.1016/j.anbehav.2010.06.024)
- Quinn JL, Cresswell W. 2012 Local prey vulnerability increases with multiple attacks by a predator. *Oikos* **121**, 1328–1334. (doi:10.1111/j.1600-0706.2011.20088.x)
- Alerstam T. 1987 Radar observations of the stoop of the peregrine falcon *Falco peregrinus* and the goshawk *Accipiter gentilis*. *Ibis (Lond 1859)* **129**, 267–273. (doi:10.1111/j.1474-919X.1987.tb03207.x)
- Quinn JL, Cresswell W. 2006 Testing domains of danger in the selfish herd: sparrowhawks target widely spaced redshanks in flocks. *Proc R. Soc. B* **273**, 2521–2526. (doi:10.1098/rspb.2006.3612)
- Parrish JK, Edelstein-Keshet L. 1999 Complexity, pattern, and evolutionary trade-offs in animal aggregation. *Science* **284**, 99–101. (doi:10.1126/science.284.5411.99)
- Vicsek T. 2002 Complexity: the bigger picture. *Nature* **418**, 131. (doi:10.1038/418131a)
- Grimm V *et al.* 2005 Pattern-oriented modeling of agent-based complex systems: lessons from ecology. *Science* **310**, 987–991. (doi:10.1126/science.1116681)
- Camazine S, Deneubourg JL, Franks NR, Sneyd J, Theraulaz G, Bonabeau E. 2003 *Self-organization in biological systems*. Princeton, NJ: Princeton University Press.
- Goldstone RL, Janssen MA. 2005 Computational models of collective behavior. *Trends Cogn. Sci.* **9**, 424–430. (doi:10.1016/j.tics.2005.07.009)
- Sumpter DJT. 2006 The principles of collective animal behaviour. *Phil. Trans. R. Soc. B* **361**, 5–22. (doi:10.1098/rstb.2005.1733)
- Reynolds CW. 1987 Flocks, herds and schools: a distributed behavioral model. *ACM SIGGRAPH Comput. Graph.* **21**, 25–34. (doi:10.1145/37402.37406)
- Gueron S, Levin S. 1993 Self-organization of front patterns in large wildebeest herds. *J. Theor. Biol.* **165**, 541–552. (doi:10.1006/jtbi.1993.1206)
- Couzin ID, Krause J, James R, Ruxton GD, Franks NR. 2002 Collective memory and spacial sorting in animal groups. *J. Theor. Biol.* **218**, 1–11. (doi:10.1006/jtbi.2005.3065)
- Hildenbrandt H, Carere C, Hemelrijk CK. 2010 Self-organized aerial displays of thousands of starlings: a model. *Behav. Ecol.* **21**, 1349–1359. (doi:10.1093/beheco/arq149)
- Hemelrijk CK, Hildenbrandt H. 2012 Schools of fish and flocks of birds: their shape and internal structure by self-organization. *Interface Focus* **2**, 726–737. (doi:10.1098/rsfs.2012.0025)
- Inada Y, Kawachi K. 2002 Order and flexibility in the motion of fish schools. *J. Theor. Biol.* **214**, 371–387. (doi:10.1006/jtbi.2001.2449)
- Kunz H, Hemelrijk CK. 2003 Artificial fish schools: collective effects of school size, body size, and body form. *Artif. Life* **9**, 237–253. (doi:10.1162/106454603322392451)
- Ariel G, Ayali A. 2015 Locust collective motion and its modeling. *PLoS Comput. Biol.* **11**, 1–25. (doi:10.1371/journal.pcbi.1004522)
- Couzin ID, Krause J, Franks NR, Levin SA. 2005 Effective leadership and decision-making in animal groups on the move. *Nature* **433**, 513–516. (doi:10.1038/nature03236)
- Ballerini M *et al.* 2008 Interaction ruling animal collective behavior depends on topological rather than metric distance: evidence from a field study. *Proc. Natl Acad. Sci. USA* **105**, 1232–1237. (doi:10.1073/pnas.0711437105)
- Pettit B, Perna A, Biro D, Sumpter DJT. 2013 Interaction rules underlying group decisions in homing pigeons. *J. R. Soc. Interface* **10**, 20130529. (doi:10.1098/rsif.2013.0529)
- Evangelista DJ, Ray DD, Raja SK, Hedrick TL. 2017 Three-dimensional trajectories and network analyses of group behaviour within chimney swift flocks during approaches to the roost. *Proc. R. Soc. B* **284**, 20162602. (doi:10.1098/rspb.2016.2602)
- Ling H, McIvor GE, Van Der Vaart K, Vaughan RT, Thornton AA, Ouellette NT. 2019 Local interactions and their group-level consequences in flocking jackdaws. *Proc. R. Soc. B* **286**, 1–10. (doi:10.1098/rspb.2019.0865)

34. Herbert-Read JE, Perna A, Mann RP, Schaefer TM, Sumpter DJT, Ward AJW. 2011 Inferring the rules of interaction of shoaling fish. *Proc. Natl Acad. Sci. USA* **108**, 18 726–18 731. (doi:10.1073/pnas.1109355108)
35. Jiang L, Giuggioli L, Perna A, Escobedo R, Lecheval V, Sire C, Han Z, Theraulaz G. 2017 Identifying influential neighbors in animal flocking. *PLoS Comput. Biol.* **13**, 1–32. (doi:10.1371/journal.pcbi.1005822)
36. Ling H, Mclvor GE, Westley J, Van Der Vaart K, Yin J, Vaughan RT, Thornton A, Ouellette NT. 2019 Collective turns in jackdaw flocks: kinematics and information transfer. *J. R. Soc. Interface* **16**, 20190450. (doi:10.1098/rsif.2019.0450)
37. Ling H, Mclvor GE, Westley J, van der Vaart K, Vaughan RT, Thornton A, Ouellette NT. 2019 Behavioural plasticity and the transition to order in jackdaw flocks. *Nat. Commun.* **10**, 1–7. (doi:10.1038/s41467-019-13281-4)
38. Tobalske BW, Hedrick TL, Dial KP, Biewener AA. 2003 Comparative power curves in bird flight. *Nature* **421**, 363–366. (doi:10.1038/nature01284)
39. Biro D, Sumpter DJT, Meade J, Guilford T. 2006 From compromise to leadership in pigeon homing. *Curr. Biol.* **16**, 2123–2128. (doi:10.1016/j.cub.2006.08.087)
40. Giardina I. 2008 Collective behavior in animal groups: theoretical models and empirical studies. *Hfsp J.* **2**, 205–219. (doi:10.2976/1.2961038)
41. Hemelrijk CK, Hildenbrandt H. 2015 Diffusion and topological neighbours in flocks of starlings: relating a model to empirical data. *PLoS ONE* **10**, 1–12. (doi:10.1371/journal.pone.0126913)
42. Flack A, Biro D, Guilford T, Freeman R. 2015 Modelling group navigation: transitive social structures improve navigational performance. *J. R. Soc. Interface* **12**, 20150213. (doi:10.1098/rsif.2015.0213)
43. Kattas GD, Xu X-K, Small M. 2012 Dynamical modeling of collective behavior from pigeon flight data: flock cohesion and dispersion. *PLoS Comput. Biol.* **8**, 1–15. (doi:10.1371/journal.pcbi.1002449)
44. Hemelrijk CK, van Zuidam L, Hildenbrandt H. 2015 What underlies waves of agitation in starling flocks. *Behav. Ecol. Sociobiol.* **69**, 755–764. (doi:10.1007/s00265-015-1891-3)
45. Storms R, Carere C, Musters RJ, van Gasteren H, Verhulst S, Hemelrijk CK. In preparation. Improved deterrence of birds using an artificial predator, the RobotFalcon.
46. Sankey DWE, Storms RF, Musters RJ, Russell TW, Hemelrijk CK, Portugal SJ. 2021 Absence of ‘selfish herd’ dynamics in bird flocks under threat. *Curr. Biol.* **31**, 3192–3198. (doi:10.1016/j.cub.2021.05.009)
47. Papadopoulou M, Hildenbrandt H, Sankey DWE, Portugal SJ, Hemelrijk CK. 2022 Self-organization of collective escape in pigeon flocks. *PLoS Comput. Biol.* **18**, e1009772. (doi:10.1371/journal.pcbi.1009772)
48. Davis JM. 1980 The coordinated aerobatics of dunlin flocks. *Anim. Behav.* **28**, 668–673. (doi:10.1016/S0003-3472(80)80127-8)
49. Buchanan JB, Schick CT, Brennan LA, Herman SG. 1988 Merlin predation on wintering dunlins: hunting success and dunlin escape tactics. *Wilson Bull.* **100**, 108–118. (doi:10.2307/4162521)
50. Lima SL. 1993 Ecological and evolutionary perspectives on escape from predatory attack: a survey of North American birds. *Wilson Bull.* **105**, 1–47.
51. Procaccini A *et al.* 2011 Propagating waves in starling, *Sturnus vulgaris*, flocks under predation. *Anim. Behav.* **82**, 759–765. (doi:10.1016/j.anbehav.2011.07.006)
52. Zheng M, Kashimori Y, Hoshino O, Fujita K, Kambara T. 2005 Behavior pattern (innate action) of individuals in fish schools generating efficient collective evasion from predation. *J. Theor. Biol.* **235**, 153–167. (doi:10.1016/j.jtbi.2004.12.025)
53. Nøttestad L, Axelsen BE. 1999 Herring schooling manoeuvres in response to killer whale attacks. *Can. J. Zool.* **77**, 1540–1546. (doi:10.1139/z99-124)
54. Gerlotto F, Bertrand S, Bez N, Gutierrez M. 2006 Waves of agitation inside anchovy schools observed with multibeam sonar: a way to transmit information in response to predation. *ICES J. Mar. Sci.* **63**, 1405–1417. (doi:10.1016/j.icesjms.2006.04.023)
55. Herbert-Read JE, Buhl J, Hu F, Ward AJW, Sumpter DJT. 2015 Initiation and spread of escape waves within animal groups. *R. Soc. Open Sci.* **2**, 140355. (doi:10.1098/rsos.140355)
56. Crosato E, Jiang L, Lecheval V, Lizier JT, Wang XR, Tichit P, Theraulaz G, Prokopenko M. 2018 Informative and misinformative interactions in a school of fish. *Swarm. Intell.* **12**, 283–305. (doi:10.1007/s11721-018-0157-x)
57. Herberholz J, Marquart GD. 2012 Decision making and behavioral choice during predator avoidance. *Front. Neurosci.* **6**, 1–15. (doi:10.3389/fnins.2012.00125)
58. Herbert-Read JE, Ward AJW, Sumpter DJT, Mann RP. 2017 Escape path complexity and its context dependency in Pacific blue-eyes (*Pseudomugil signifer*). *J. Exp. Biol.* **220**, 2076–2081. (doi:10.1242/jeb.154534)
59. Jones KA, Jackson AL, Ruxton GD. 2011 Prey jitters; protean behaviour in grouped prey. *Behav. Ecol.* **22**, 831–836. (doi:10.1093/beheco/arr062)
60. Garde B *et al.* 2021 Fine-scale changes in speed and altitude suggest protean movements in homing pigeon flights. *R. Soc. Open Sci.* **8**, 210130. (doi:10.1098/rsos.210130)
61. Sankey DWE, Shepard ELC, Biro D, Portugal SJ. 2019 Speed consensus and the ‘Goldilocks principle’ in flocking birds (*Columba livia*). *Anim. Behav.* **157**, 105–119. (doi:10.1016/j.anbehav.2019.09.001)
62. Hilton GM, Cresswell W, Ruxton GD. 1999 Intraflock variation in the speed of escape-flight response on attack by an avian predator. *Behav. Ecol.* **10**, 391–395. (doi:10.1093/beheco/10.4.391)
63. del Mar Delgado M, Miranda M, Alvarez SJ, Gurarie E, Fagan WF, Penteriani V, di Virgilio A, Morales JM. 2018 The importance of individual variation in the dynamics of animal collective movements. *Phil. Trans. R. Soc. B* **373**, 20170008. (doi:10.1098/rstb.2017.0008)
64. Faria JJ, Dyer JRG, Clement RO, Couzin ID, Holt N, Ward AJW, Waters D, Krause J. 2010 A novel method for investigating the collective behaviour of fish: introducing ‘Robofish’. *Behav. Ecol. Sociobiol.* **64**, 1211–1218. (doi:10.1007/s00265-010-0988-y)
65. Attanasi A *et al.* 2015 Emergence of collective changes in travel direction of starling flocks from individual birds’ fluctuations. *J. R. Soc. Interface* **12**, 20150319. (doi:10.1098/rsif.2015.0319)
66. Ren J, Sun W, Manocha D, Li A, Jin X. 2018 Stable information transfer network facilitates the emergence of collective behavior of bird flocks. *Phys. Rev. E* **98**, 1–8. (doi:10.1103/PhysRevE.98.052309)
67. Brighton CH, Thomas ALR, Taylor GK, Lentink D. 2017 Terminal attack trajectories of peregrine falcons are described by the proportional navigation guidance law of missiles. *Proc. Natl Acad. Sci. USA* **114**, 13 495–13 500. (doi:10.1073/pnas.1714532114)
68. Kaplan E, Hegarty C. 2005 *Understanding GPS: principles and applications*, ch. 7, pp. 304–334. Norwood, MA: Artech House. (doi:10.1016/s1364-6826(97)83337-8)
69. Ratcliffe D. 2010 The peregrine falcon. London, UK: A&C Black.
70. Perez CR, Moye JK, Pritsos CA. 2014 Estimating the surface area of birds: using the homing pigeon (*Columba livia*) as a model. *Biol. Open* **3**, 486–488. (doi:10.1242/bio.20146999)
71. Grimm V, Berger U, DeAngelis DL, Polhill JG, Giske J, Railsback SF. 2010 The ODD protocol: a review and first update. *Ecol. Modell.* **221**, 2760–2768. (doi:10.1016/j.ecolmodel.2010.08.019)
72. Bode NWF, Franks DW, Wood AJ. 2011 Limited interactions in flocks: relating model simulations to empirical data. *J. R. Soc. Interface* **8**, 301–304. (doi:10.1098/rsif.2010.0397)
73. Pettit B, Flack A, Freeman R, Guilford T, Biro D. 2013 Not just passengers: pigeons, *Columba livia*, can learn homing routes while flying with a more experienced conspecific. *Proc. R. Soc. B* **280**, 20122160. (doi:10.1098/rspb.2012.2160)
74. Marras S, Killen SS, Claireaux G, Domenici P, McKenzie DJ. 2011 Behavioural and kinematic components of the fast-start escape response in fish: individual variation and temporal repeatability. *J. Exp. Biol.* **214**, 3102–3110. (doi:10.1242/jeb.056648)
75. Herbert-Read JE *et al.* 2017 How predation shapes the social interaction rules of shoaling fish. *Proc. R. Soc. B* **284**, 20171126. (doi:10.1098/rspb.2017.1126)
76. Richardson G, Dickinson P, Burman OHP, Pike TW. 2018 Unpredictable movement as an anti-predator strategy. *Proc. R. Soc. B* **285**, 20181112. (doi:10.1098/rspb.2018.1112)
77. Bates D, Maechler M, Bolker B, Walker S. 2015 Fitting linear mixed-effects models using {lme4}. *J. Stat. Softw.* **67**, 1–48. (doi:10.18637/jss.v067.i01)
78. Hartig F. 2021 DHARMA: residual diagnostics for hierarchical (multi-level/mixed) regression

- models. R package version 0.4.1. See <https://CRAN.R-project.org/package=DHARMA>.
79. R Core Team. 2019 R: a language and environment for statistical computing. Vienna, Austria: R Foundation for Statistical Computing. See <https://www.R-project.org/>.
 80. Wickham H. 2016 *Ggplot2: elegant graphics for data analysis*. New York, NY: Springer-Verlag.
 81. Hemelrijk CK, Hildenbrandt H. 2014 Scale-free correlations, influential neighbours and speed control in flocks of birds. *J. Stat. Phys.* **158**, 563–578. (doi:10.1007/s10955-014-1154-0)
 82. Evans DA, Stempel AV, Vale R, Branco T. 2019 Cognitive control of escape behaviour. *Trends Cogn. Sci.* **23**, 334–348. (doi:10.1016/j.tics.2019.01.012)
 83. Stankowich T, Blumstein DT. 2005 Fear in animals: a meta-analysis and review of risk assessment. *Proc. R. Soc. B* **272**, 2627–2634. (doi:10.1098/rspb.2005.3251)
 84. Domenici P, Blagburn JM, Bacon JP. 2011 Animal escapology II: escape trajectory case studies. *J. Exp. Biol.* **214**, 2474–2494. (doi:10.1242/jeb.053801)
 85. Nair A, Changsing K, Stewart WJ, McHenry MJ. 2017 Fish prey change strategy with the direction of a threat. *Proc. R. Soc. B* **284**, 20170393. (doi:10.1098/rspb.2017.0393)
 86. Mills R, Hildenbrandt H, Taylor GK, Hemelrijk CK. 2018 Physics-based simulations of aerial attacks by peregrine falcons reveal that stooping at high speed maximizes catch success against agile prey. *PLoS Comput. Biol.* **14**, 1–38. (doi:10.1371/journal.pcbi.1006044)
 87. Marras S, Batty RS, Domenici P. 2011 Information transfer and antipredator maneuvers in schooling herring. *Adapt. Behav.* **20**, 44–56. (doi:10.1177/1059712311426799)
 88. Krasne FB, Shamsian A, Kulkarni R. 1997 Altered excitability of the crayfish lateral giant escape reflex during agonistic encounters. *J. Neurosci.* **17**, 709–716. (doi:10.1523/JNEUROSCI.17-02-00709.1997)
 89. Nagy M, Ákos Z, Biro D, Vicsek T. 2010 Hierarchical group dynamics in pigeon flocks. *Nature* **464**, 890–893. (doi:10.1038/nature08891)
 90. Ling H, Mclvor GE, van der Vaart K, Vaughan RT, Thornton A, Ouellette NT. 2019 Costs and benefits of social relationships in the collective motion of bird flocks. *Nat. Ecol. Evol.* **3**, 943–948. (doi:10.1038/s41559-019-0891-5)
 91. Demandt N, Praetz M, Kurvers RHJM, Krause J, Kurtz J, Scharsack JP. 2020 Parasite infection disrupts escape behaviours in fish shoals: parasite infection disrupts escape waves. *Proc. R. Soc. B* **287**, 20201158. (doi:10.1098/rspb.2020.1158)
 92. Yomosa M, Mizuguchi T, Vásárhelyi G, Nagy M. 2015 Coordinated behaviour in pigeon flocks. *PLoS ONE* **10**, 1–17. (doi:10.1371/journal.pone.0140558)
 93. Ballerini M *et al.* 2008 Empirical investigation of starling flocks: a benchmark study in collective animal behaviour. *Anim. Behav.* **76**, 201–215. (doi:10.1016/j.anbehav.2008.02.004)
 94. Hemelrijk CK, Hildenbrandt H. 2011 Some causes of the variable shape of flocks of birds. *PLoS ONE* **6**, e22479. (doi:10.1371/journal.pone.0022479)
 95. Hogan BG, Hildenbrandt H, Scott-Samuel NE, Cuthill IC, Hemelrijk CK. 2017 The confusion effect when attacking simulated three-dimensional starling flocks. *R. Soc. Open Sci.* **4**, 160564. (doi:10.1098/rsos.160564)
 96. Kane SA, Fulton AH, Rosenthal LJ. 2015 When hawks attack: animal-borne video studies of goshawk pursuit and prey-evasion strategies. *J. Exp. Biol.* **218**, 212–222. (doi:10.1242/jeb.108597)
 97. Lett C, Smeria M, Thiebault A, Tremblay Y. 2014 Effects of successive predator attacks on prey aggregations. *Theor. Ecol.* **7**, 239–252. (doi:10.1007/s12080-014-0213-0)
 98. Torney CJ, Berdahl A, Couzin ID. 2011 Signalling and the evolution of cooperative foraging in dynamic environments. *PLoS Comput. Biol.* **7**, e1002194. (doi:10.1371/journal.pcbi.1002194)
 99. Hein AM, Rosenthal SB, Hagstrom GI, Berdahl A, Torney CJ, Couzin ID. 2015 The evolution of distributed sensing and collective computation in animal populations. *Elife* **4**, 1–43. (doi:10.7554/eLife.10955)
 100. Zoratto F, Carere C, Chiarotti F, Santucci D, Alleva E. 2010 Aerial hunting behaviour and predation success by peregrine falcons *Falco peregrinus* on starling flocks *Sturnus vulgaris*. *J. Avian Biol.* **41**, 427–433. (doi:10.1111/j.1600-048X.2010.04974.x)
 101. Warrick K. 1998 Kinematic, aerodynamic and anatomical mechanisms in the slow, maneuvering flight of pigeons. *J. Exp. Biol.* **201**, 655–672. (doi:10.1242/jeb.201.5.655)
 102. Hedenstrom A, Rosen M. 2001 Predator versus prey: on aerial hunting and escape strategies in birds. *Behav. Ecol.* **12**, 150–156. (doi:10.1093/beheco/12.2.150)
 103. Romey WL, Smith AL, Buhl J. 2015 Flash expansion and the repulsive herd. *Anim. Behav.* **110**, 171–178. (doi:10.1016/j.anbehav.2015.09.017)
 104. Hemelrijk CK, Costanzo A, Hildenbrandt H, Carere C. 2019 Damping of waves of agitation in starling flocks. *Behav. Ecol. Sociobiol.* **73**, 1–7. (doi:10.1007/s00265-019-2734-4)
 105. Sonoda K, Murakami H, Niizato T, Tomaru T, Nishiyama Y, Gunji YP. 2019 Propagating wave based on transition of interaction within animal group. *Biosystems* **185**, 104019. (doi:10.1016/j.biosystems.2019.104019)
 106. Domenici P. 2010 Context-dependent variability in the components of fish escape response: integrating locomotor performance and behavior. *J. Exp. Zool. Part A Ecol. Genet. Physiol.* **313A**, 59–79. (doi:10.1002/jez.580)
 107. Papadopoulou M, Hildenbrandt H. 2022 marinapapa/a-new-HoPE-model: (v1.0.0). Zenodo. (doi:10.5281/zenodo.5889123)
 108. Papadopoulou M, Bilderbeek R. 2022 marinapapa/PigeonsCollectiveEscape: (v1.0.0). Zenodo. (doi:10.5281/zenodo.5889098)
 109. Papadopoulou M, Hildenbrandt H, Sankey DWE, Portugal SJ, Hemelrijk CK. 2022 Data from: Emergence of splits and collective turns in pigeon flocks under predation. Dryad Digital Repository. (doi:10.5061/dryad.905qfttc)