

University of Groningen

The Impulsive Nature of Lightning Initiation

Sterpka, Christopher; Dwyer, Joseph; Liu, Ningyu; Hare, Brian; Scholten, Olaf

IMPORTANT NOTE: You are advised to consult the publisher's version (publisher's PDF) if you wish to cite from it. Please check the document version below.

Document Version

Publisher's PDF, also known as Version of record

Publication date:

2021

[Link to publication in University of Groningen/UMCG research database](#)

Citation for published version (APA):

Sterpka, C., Dwyer, J., Liu, N., Hare, B., & Scholten, O. (2021). *The Impulsive Nature of Lightning Initiation*. EGU21-13711. Paper presented at EGU General Assembly 2021. <https://ui.adsabs.harvard.edu/abs/2021EGUGA..2313711S>

Copyright

Other than for strictly personal use, it is not permitted to download or to forward/distribute the text or part of it without the consent of the author(s) and/or copyright holder(s), unless the work is under an open content license (like Creative Commons).

The publication may also be distributed here under the terms of Article 25fa of the Dutch Copyright Act, indicated by the "Taverne" license. More information can be found on the University of Groningen website: <https://www.rug.nl/library/open-access/self-archiving-pure/taverne-amendment>.

Take-down policy

If you believe that this document breaches copyright please contact us providing details, and we will remove access to the work immediately and investigate your claim.

Downloaded from the University of Groningen/UMCG research database (Pure): <http://www.rug.nl/research/portal>. For technical reasons the number of authors shown on this cover page is limited to 10 maximum.

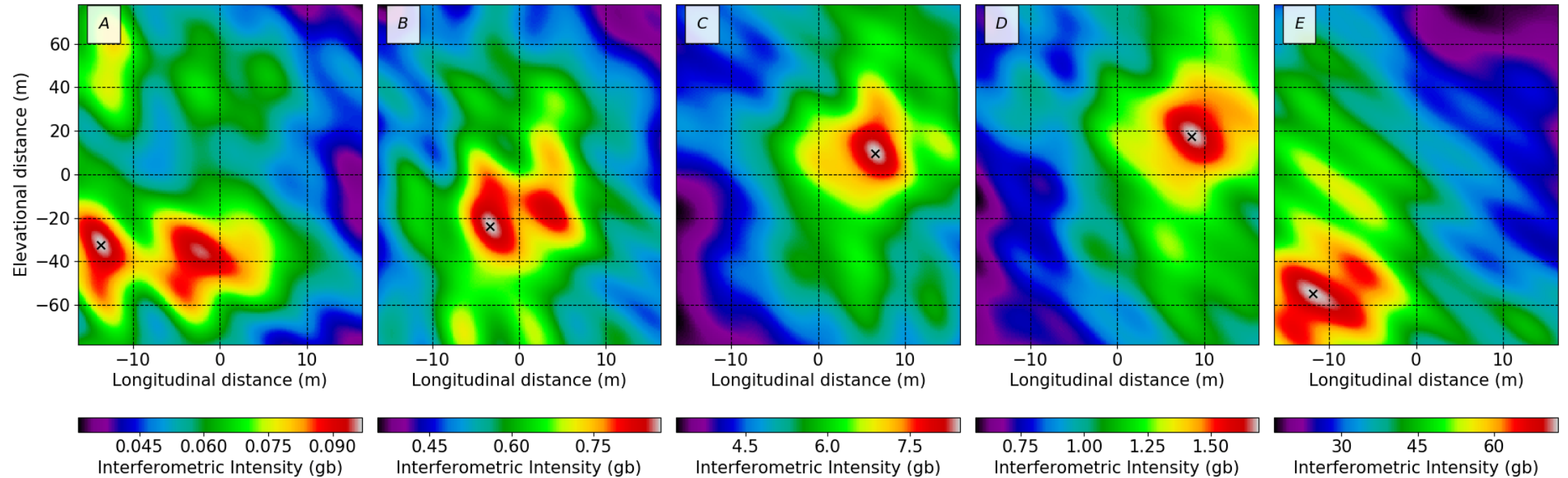
The Spontaneous Nature of Lightning Initiation

C. Sterpka¹, J. Dwyer¹, N. Liu¹, B. M. Hare², O. Scholten² and the LOFAR
CR KSP

¹University of New Hampshire, United States

²University of Groningen, Netherlands

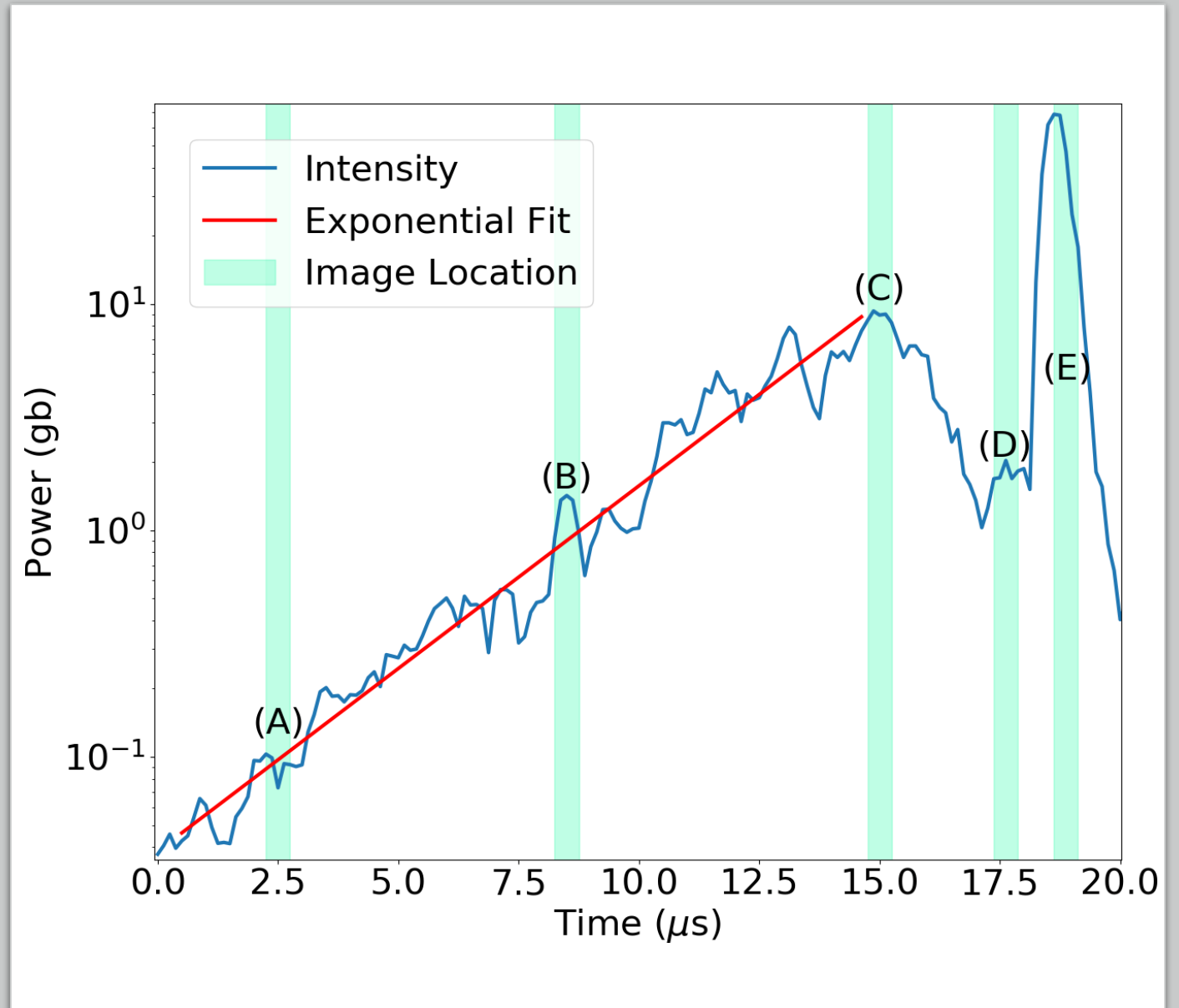
Precision Imaging Through Interferometric Beamforming



- Sub-meter precision imaging of lightning initiation via interferometric beamforming with LOFAR.
- First imaged pulse is 22 μ s prior to first IBP.
- Galactic background units (gb) are derived from the normalized noise level on single antenna.
- (A-D) Source moves at constant velocity approximately 100 m while increasing in intensity.
- (E) Source vanishes and new source appears at the inception point of negative leader.

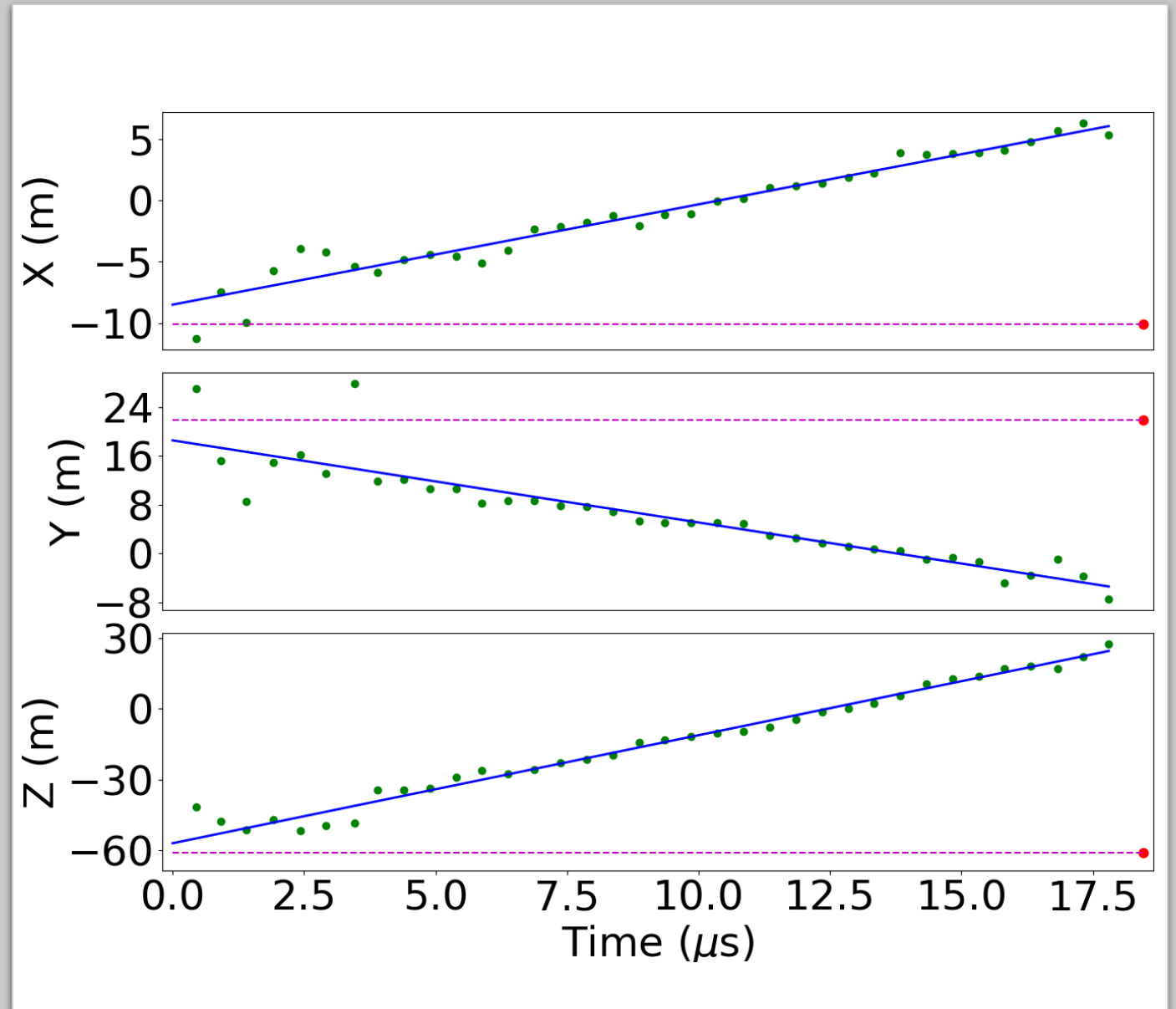
Exponential Ramp-up

- VHF power versus time showing exponential ramp-up.
- e-folding rate: $2.7 \pm 0.4 \mu\text{s}$
- $15 \mu\text{s}$ two order of magnitude rise followed by $2 \mu\text{s}$ order of magnitude drop, but velocity remains constant.
- Pulse at end (E) is the inception point of the negative leader, $4 \mu\text{s}$ later.

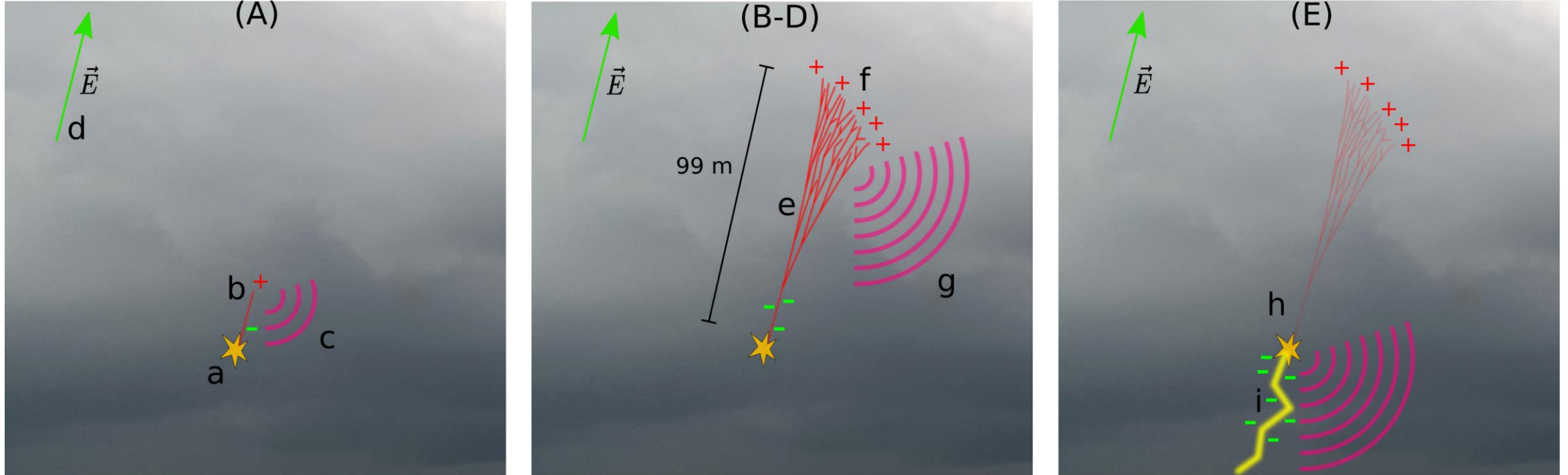


Velocity Fit

- Initiation discharge starts and ends within 10 m of the inception point of the negative leader (red dot and dashed line)
- Propagation speed of avalanche discharge is $4.8 \pm 0.1 \times 10^6$ m/s (green dots are VHF source locations and blue line is a linear fit)
- Velocity is constant throughout the entire ramp-up (time aligns with ramp-up in previous slide)



Proposed Discharge Mechanism



- (A) Initiation starts with a single streamer, producing first VHF signal.
- (B-D) Streamer branches multiple times, producing significant charge separation and larger VHF signal.
- (E) Hot leader channel forms near the start of the avalanche due to accumulation of negative charge at tip.
- *First source is a rapidly propagating and intensifying group of streamers that subsequently produces a hot leader channel near the initiation point, similar to original Griffiths and Phelps 1976.*

* A-E align with images shown in slide 2