

University of Groningen

## Anti-fouling surfaces

Zhang, Shuaizhong; Wang, Ye; Onck, Patrick R.; Den Toonder, Jaap M.J.

*Published in:*

22nd International Conference on Miniaturized Systems for Chemistry and Life Sciences, MicroTAS 2018

**IMPORTANT NOTE: You are advised to consult the publisher's version (publisher's PDF) if you wish to cite from it. Please check the document version below.**

*Document Version*

Final author's version (accepted by publisher, after peer review)

*Publication date:*

2018

[Link to publication in University of Groningen/UMCG research database](#)

*Citation for published version (APA):*

Zhang, S., Wang, Y., Onck, P. R., & Den Toonder, J. M. J. (2018). Anti-fouling surfaces: Removal of micro-particles by magnetic artificial cilia. In *22nd International Conference on Miniaturized Systems for Chemistry and Life Sciences, MicroTAS 2018* (pp. 1661-1663). (22nd International Conference on Miniaturized Systems for Chemistry and Life Sciences, MicroTAS 2018; Vol. 3). Chemical and Biological Microsystems Society .

### Copyright

Other than for strictly personal use, it is not permitted to download or to forward/distribute the text or part of it without the consent of the author(s) and/or copyright holder(s), unless the work is under an open content license (like Creative Commons).

The publication may also be distributed here under the terms of Article 25fa of the Dutch Copyright Act, indicated by the "Taverne" license. More information can be found on the University of Groningen website: <https://www.rug.nl/library/open-access/self-archiving-pure/taverne-amendment>.

### Take-down policy

If you believe that this document breaches copyright please contact us providing details, and we will remove access to the work immediately and investigate your claim.

*Downloaded from the University of Groningen/UMCG research database (Pure): <http://www.rug.nl/research/portal>. For technical reasons the number of authors shown on this cover page is limited to 10 maximum.*

## Antifouling surfaces: removal of micro-particles by magnetic artificial cilia

**Citation for published version (APA):**

Zhang, S., Wang, Y., Onck, P. R., & den Toonder, J. M. J. (2018). *Antifouling surfaces: removal of micro-particles by magnetic artificial cilia*. Poster session presented at MicroTAS 2018, Kaohsiung, Taiwan, .

**Document status and date:**

Published: 10/11/2018

**Please check the document version of this publication:**

- A submitted manuscript is the version of the article upon submission and before peer-review. There can be important differences between the submitted version and the official published version of record. People interested in the research are advised to contact the author for the final version of the publication, or visit the DOI to the publisher's website.
- The final author version and the galley proof are versions of the publication after peer review.
- The final published version features the final layout of the paper including the volume, issue and page numbers.

[Link to publication](#)

**General rights**

Copyright and moral rights for the publications made accessible in the public portal are retained by the authors and/or other copyright owners and it is a condition of accessing publications that users recognise and abide by the legal requirements associated with these rights.

- Users may download and print one copy of any publication from the public portal for the purpose of private study or research.
- You may not further distribute the material or use it for any profit-making activity or commercial gain
- You may freely distribute the URL identifying the publication in the public portal.

If the publication is distributed under the terms of Article 25fa of the Dutch Copyright Act, indicated by the "Taverne" license above, please follow below link for the End User Agreement:

[www.tue.nl/taverne](http://www.tue.nl/taverne)

**Take down policy**

If you believe that this document breaches copyright please contact us at:

[openaccess@tue.nl](mailto:openaccess@tue.nl)

providing details and we will investigate your claim.



# Antifouling Surfaces: Removal of Micro-Particles by Magnetic Artificial Cilia

 Shuaizhong Zhang,\*<sup>1</sup> Ye Wang,<sup>1</sup> Patrick R. Onck<sup>2</sup> and Jaap M.J. den Toonder<sup>1</sup>

\* s.zhang1@tue.nl

<sup>1</sup>Eindhoven University of Technology, Eindhoven, The Netherlands

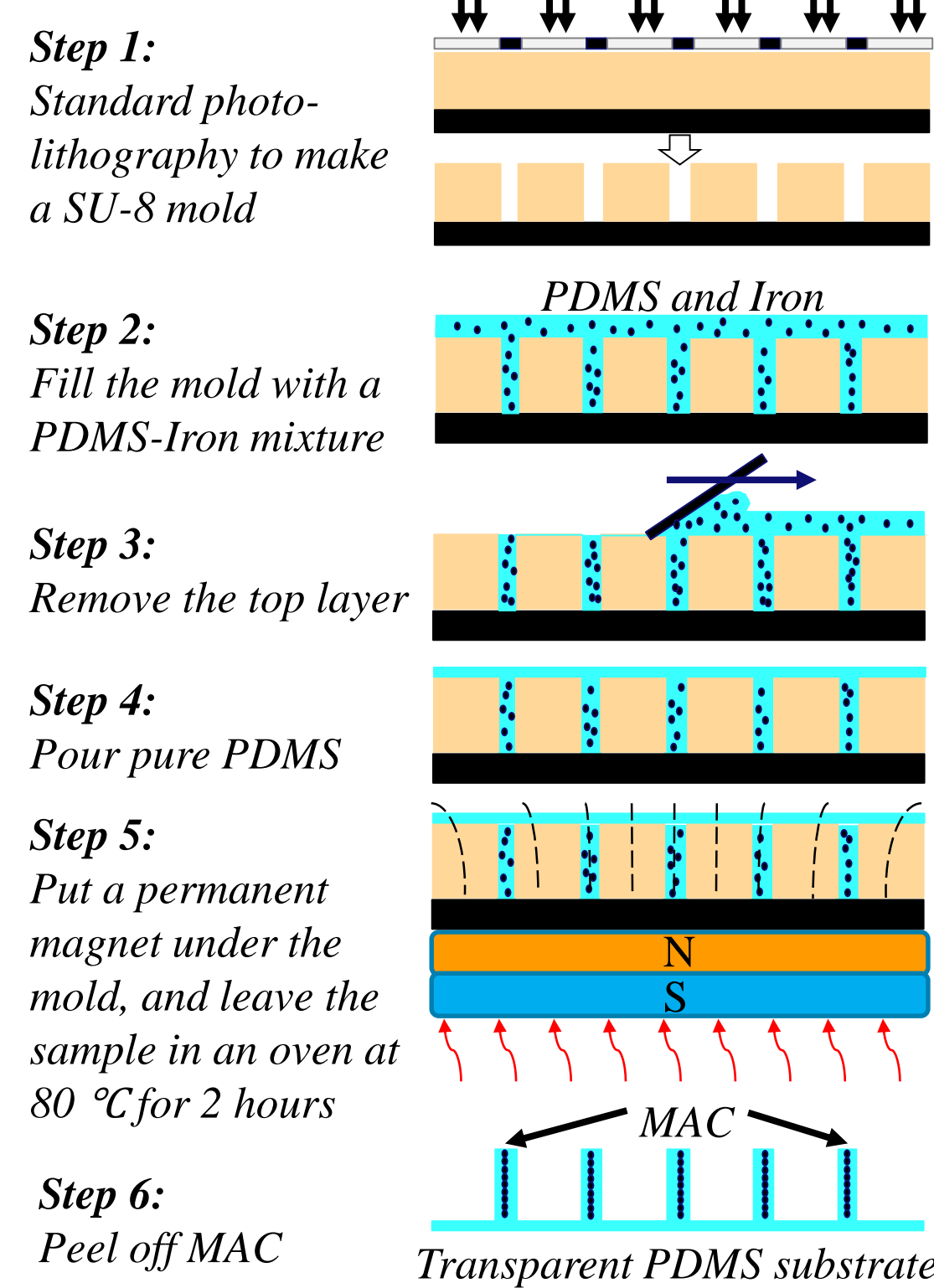
<sup>2</sup>University of Groningen, Groningen, The Netherlands


## MOTIVATION

The **fouling** of surfaces submerged in a liquid is an important problem for many applications. One biologically inspired strategy to tackle this problem is given by **cilia-induced particle transportation and cleaning**. Biological cilia are micro-hairs, which have been reported to have such functions as fluid propulsion, feeding, mucus removal out of the human airway, transport of microscopic particles, etc. Here, for the first time, we experimentally prove that **magnetic artificial cilia (MAC)** are able to remove micro-particles from the ciliated area.

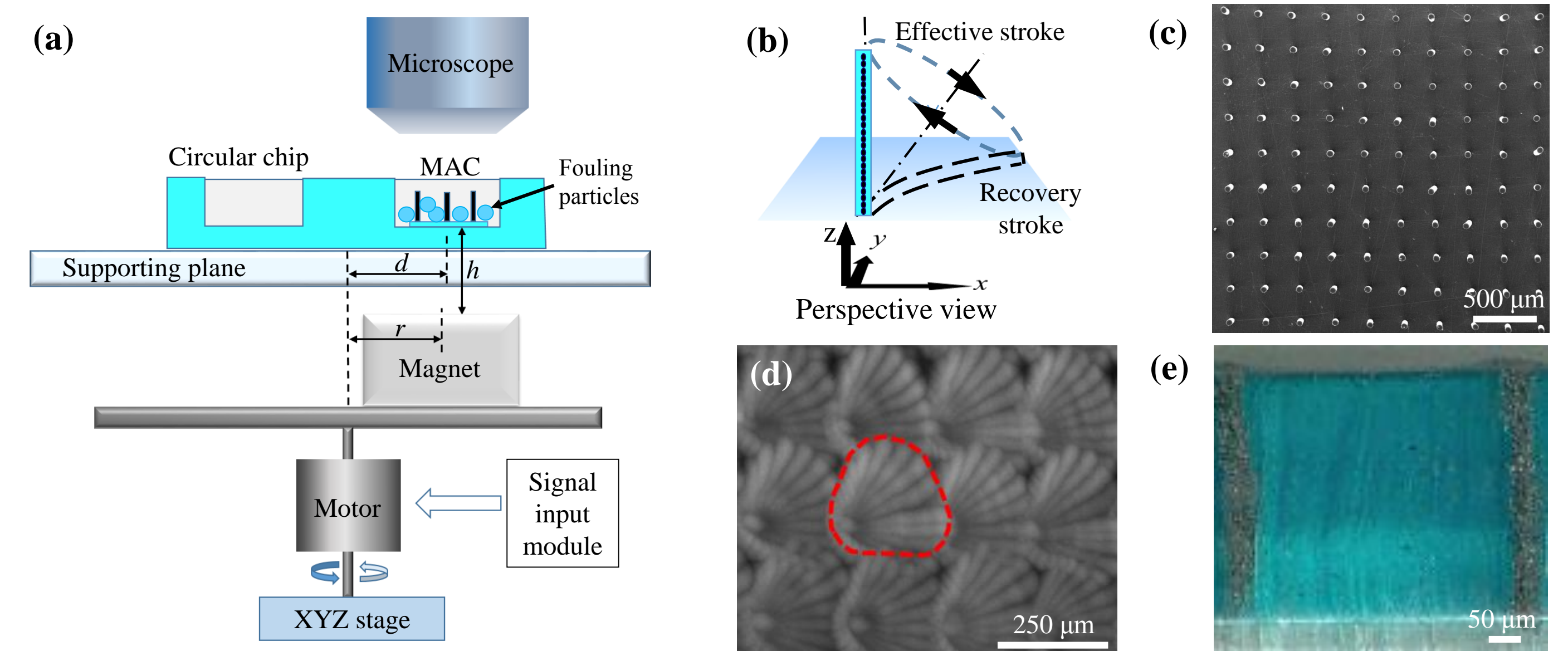
## EXPERIMENTS

### I Micro-Molding Process of MAC



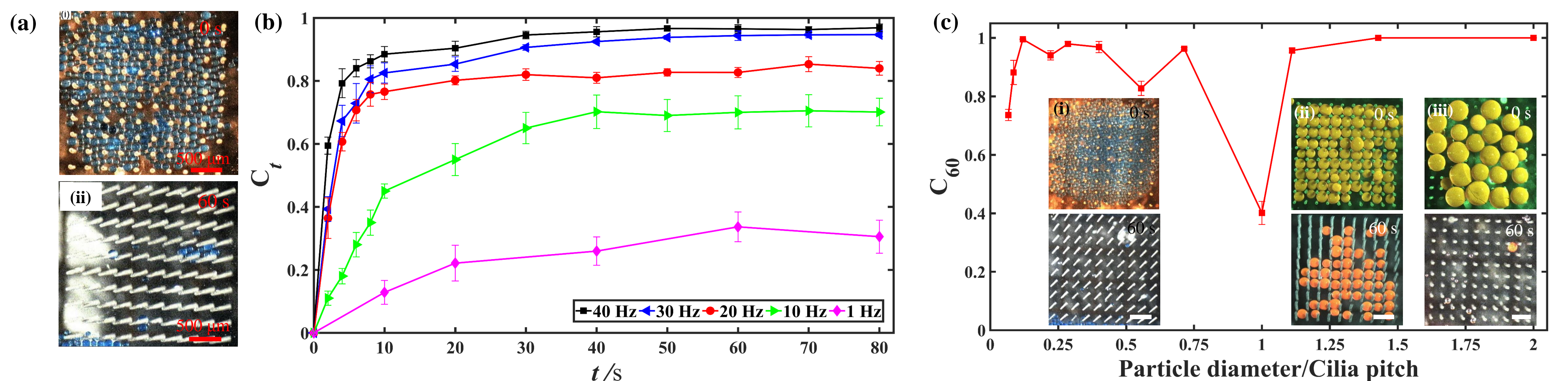
**Figure 1.** Schematics of the process to fabricate MAC which have a strong magnetic response. [1]

### II Actuation scheme



**Figure 2.** Actuation scheme of the MAC. (a) Schematics of the actuation setup with MAC integrated in an open-top circular chip with a rectangular cross section with a width of 5 mm and height of 4 mm. The fouling representative particles (blue polylactic acid (PLA) particles) are loaded in the ciliated area before actuation. The rotation axis of the magnet is offset by a distance  $d=6$  mm with respect to the center of the ciliated area, and the magnet is placed at a distance  $r=6.5$  mm from the rotation axis. The vertical distance  $h$  between the top surface of the magnet and the MAC was set to 2 mm. (b) Schematic drawing of a rotating cilium performing a tilted conical motion in perspective view. Illustrations are not to scale. (c) A top-view SEM image of the MAC with a diameter, length and pitch of 50, 350, and 250  $\mu\text{m}$ , respectively. (d) A top-view image of the motion of the rotating MAC at 40 Hz in water. The image is composed of 25 overlapping frames in one actuation cycle. The red dashed line indicates the cilia tip trajectory. (e) Cross sectional view of the MAC. [1]

## RESULTS



**Figure 3.** (a) Snapshots from one recorded experiment after the MAC operate for (i) 0 seconds, and (ii) 1 minute, showing that PLA particles (blue) are gradually removed from the ciliated area. In this experiment, the actuation frequency was 40 Hz; the MAC had a pitch of 250  $\mu\text{m}$ , and the microparticles had an average diameter of 100  $\mu\text{m}$ . (b) Calculated cleanness as a function of the operating time at different actuation frequencies. The cleanness is defined as  $C_t = (N_0 - N_t) / N_0$ , where  $N_0$  is the number of particles within the ciliated area at time 0, and  $N_t$  is the number of particles left after the MAC operating for  $t$  seconds. In these experiments, the MAC had a pitch of 250  $\mu\text{m}$ ; the particles used were 100  $\mu\text{m}$  PLA particles. (c) Calculated cleanness as a function of the ratio between the particle diameter and the cilia pitch when the actuation frequency is 40 Hz. The cleanness is  $C_{60} = (N_0 - N_{60}) / N_0$ . The insets are snapshots from the recorded experiments for particle size to cilia pitch ratio of (i) 2/7, (ii) 1 and (iii) 2. The scale bars in (i) are 700  $\mu\text{m}$ , and the scales bars in (ii) and (iii) are 500  $\mu\text{m}$ .

## CONCLUSION

Micro-molded magnetic artificial cilia are able to remove the vast majority of a large size range (30 to 500  $\mu\text{m}$ ) of micro-particles from their vicinity within a minute, creating a clean area. This finding offers a new method to manipulate micro-particles and to create a novel type of self-cleaning/antifouling surface, which can find applications in, for example, marine antifouling and lab-on-a-chip devices.

**Acknowledgement to CBMS for the travel grant!**