

University of Groningen

Visual complaints, visual disorders and rehabilitation in patients with multiple sclerosis

van der Feen, Fleur; de Haan, Gera; van der Lijn, Iris; Heersema, Thea; Meilof, Jan F.; Heutink, Joost

IMPORTANT NOTE: You are advised to consult the publisher's version (publisher's PDF) if you wish to cite from it. Please check the document version below.

Publication date:
2020

[Link to publication in University of Groningen/UMCG research database](#)

Citation for published version (APA):

van der Feen, F., de Haan, G., van der Lijn, I., Heersema, T., Meilof, J. F., & Heutink, J. (2020). *Visual complaints, visual disorders and rehabilitation in patients with multiple sclerosis*. Poster session presented at DCRM 2020: Innovation with impact; Rehabilitation in the near future, Utrecht, Netherlands.

Copyright

Other than for strictly personal use, it is not permitted to download or to forward/distribute the text or part of it without the consent of the author(s) and/or copyright holder(s), unless the work is under an open content license (like Creative Commons).

The publication may also be distributed here under the terms of Article 25fa of the Dutch Copyright Act, indicated by the "Taverne" license. More information can be found on the University of Groningen website: <https://www.rug.nl/library/open-access/self-archiving-pure/taverne-amendment>.

Take-down policy

If you believe that this document breaches copyright please contact us providing details, and we will remove access to the work immediately and investigate your claim.

Downloaded from the University of Groningen/UMCG research database (Pure): <http://www.rug.nl/research/portal>. For technical reasons the number of authors shown on this cover page is limited to 10 maximum.

Visual complaints, visual disorders and rehabilitation in patients with multiple sclerosis

F.E. van der Feen^{1,2}, G.A. de Haan^{1,2}, I. van der Lijn^{1,2}, D.J. Heersema^{3,5}, J.F. Meilof^{4,5}, J. Heutink^{1,2}

Introduction and objective

Vision problems are common among patients with multiple sclerosis (pwMS), but the visual complaints pwMS may experience are often not discussed at the doctor's office. Therefore, pwMS often are not referred to the rehabilitation care they need, while quality of life drops further. Our objective is to understand visual complaints of pwMS better by exploring the prevalence of visual complaints and underlying disorders. Our goal is to optimize rehabilitation for these patients.

Visual complaints not discussed?

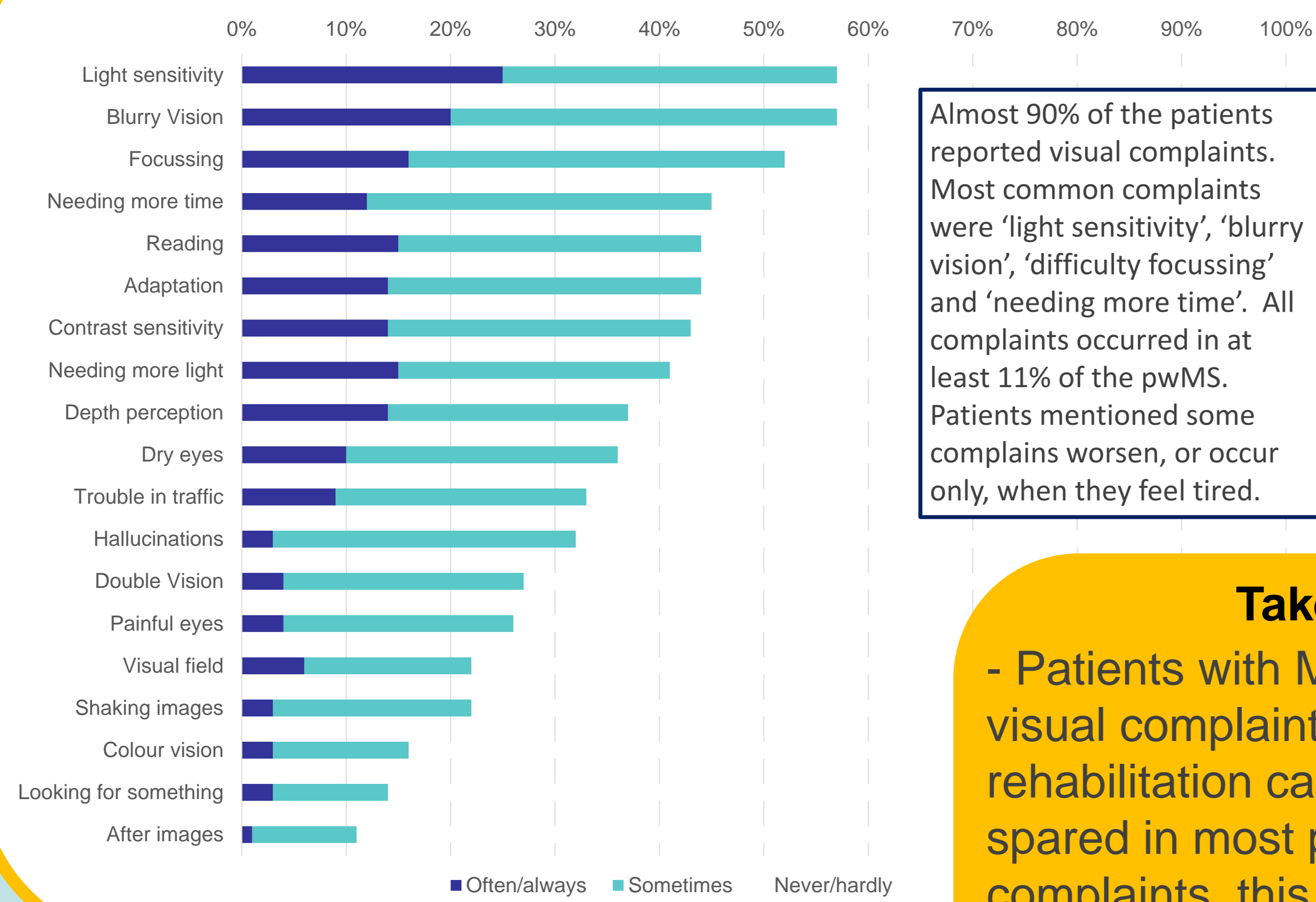
1. Patients report difficulties expressing their visual complaints.
2. Vision problems are described as for example dizziness or a headache, or generally as blurry.
3. Other issues need to be discussed.



Methods

500 pwMS completed the Screening of Visual Complaints questionnaire. For 19 complaints, patients indicated whether they experienced the complaint often/always, sometimes or hardly/never. PwMS with visual complaints (n = 53) were referred to Royal Dutch Visio, where the visual and visuo-perceptual functioning was assessed. Frequencies of complaints and abnormal functions are presented. Occupational therapy was offered to all patients.

Visual complaints



Almost 90% of the patients reported visual complaints. Most common complaints were 'light sensitivity', 'blurry vision', 'difficulty focussing' and 'needing more time'. All complaints occurred in at least 11% of the pwMS. Patients mentioned some complaints worsen, or occur only, when they feel tired.

Rehabilitation

Patients report difficulties in a wide range of activities in daily life, such as driving, reading, cooking, hold a conversation, using a computer, tablet or phone and grocery shopping. Patients report that activities are more difficult to do, take more effort, or are not doable anymore at all.

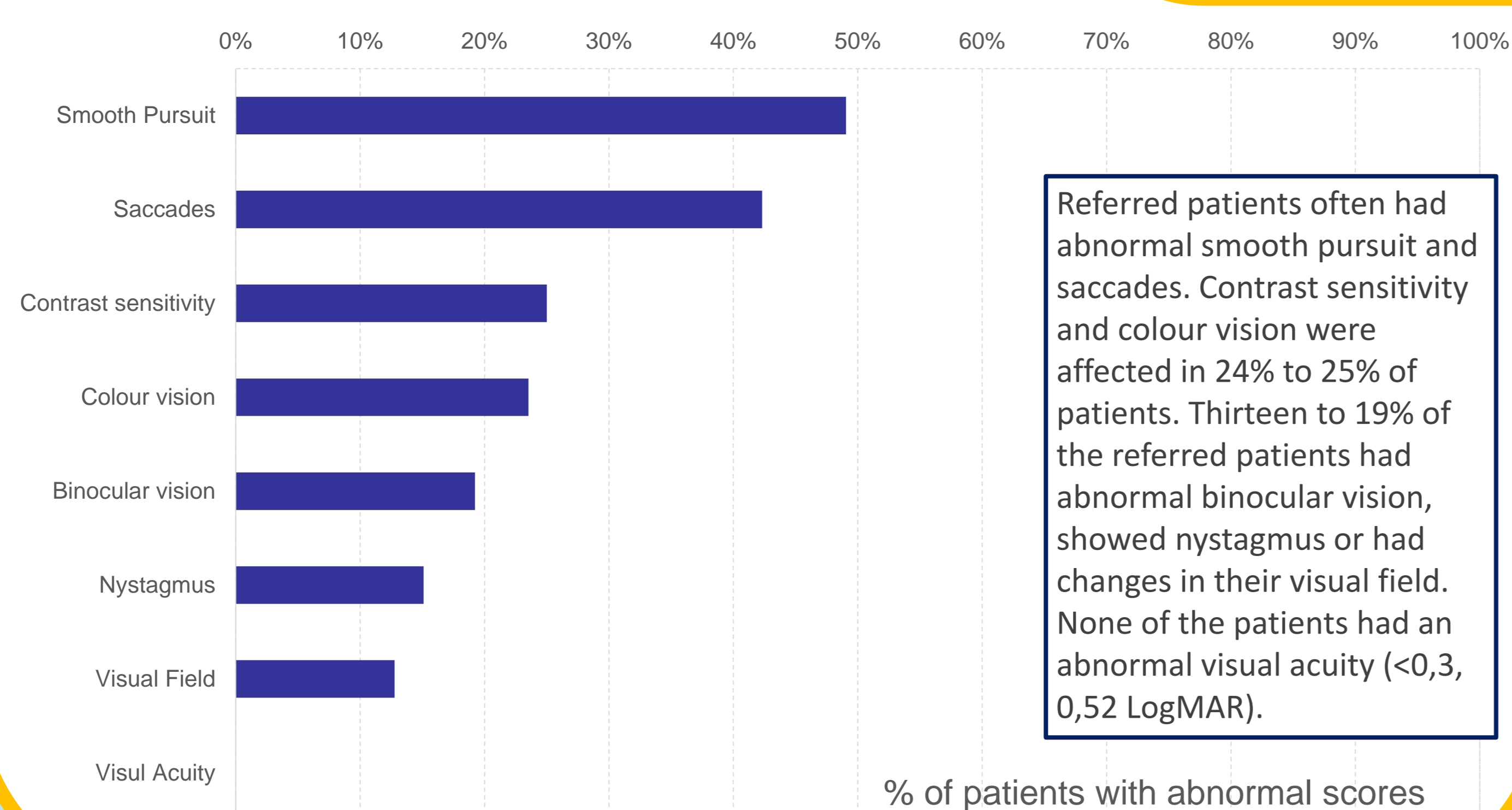


Occupational therapy helps patients to overcome all kinds of difficulties in daily life, by providing insights and advice, training or special tools and aids.

Take home message

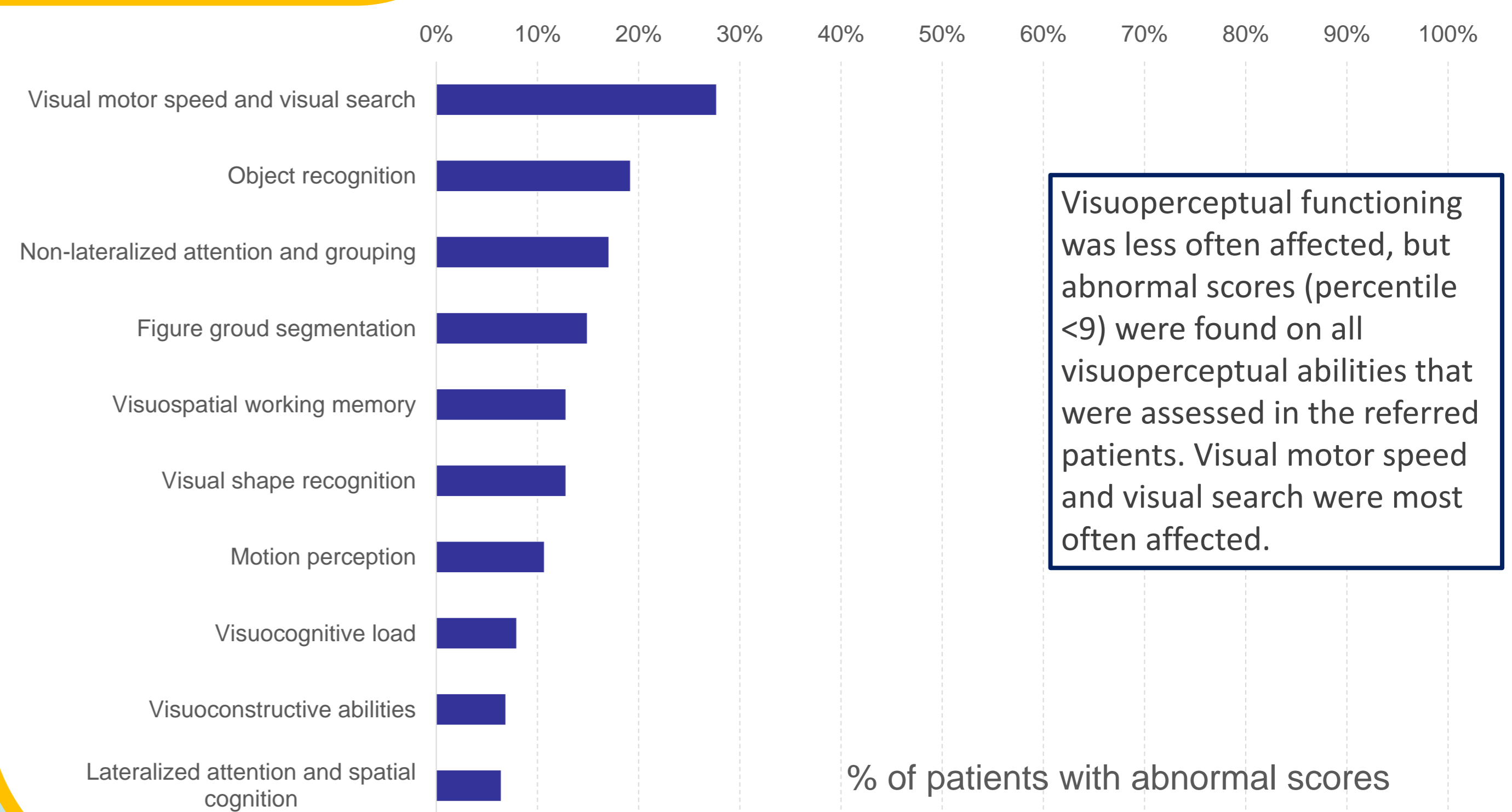
- Patients with MS report a wide range of visual complaints, but do not reach rehabilitation care. Since visual acuity is spared in most patients with visual complaints, this should not be a criterium for referral.
- Ask for visual complaints directly.
- Visual disorders often persist in pwMS. However, occupational therapy can help overcome difficulties in daily life due to any kind of visual complaint.

Visual functioning



Referred patients often had abnormal smooth pursuit and saccades. Contrast sensitivity and colour vision were affected in 24% to 25% of patients. Thirteen to 19% of the referred patients had abnormal binocular vision, showed nystagmus or had changes in their visual field. None of the patients had an abnormal visual acuity (<0,3, 0,52 LogMAR).

Visual perception



Visuo-perceptual functioning was less often affected, but abnormal scores (percentile <9) were found on all visuo-perceptual abilities that were assessed in the referred patients. Visual motor speed and visual search were most often affected.