

University of Groningen

Exploring failure of antimicrobial prophylaxis and pre-emptive therapy for transplant recipients

Mårtson, Anne-Grete; Bakker, Martijn; Blokzijl, Hans; Verschuuren, Erik A M; Berger, Stefan P; Span, Lambert F R; van der Werf, Tjip S; Alffenaar, Jan-Willem C

Published in:
BMJ Open

DOI:
[10.1136/bmjopen-2019-034940](https://doi.org/10.1136/bmjopen-2019-034940)

IMPORTANT NOTE: You are advised to consult the publisher's version (publisher's PDF) if you wish to cite from it. Please check the document version below.

Document Version
Publisher's PDF, also known as Version of record

Publication date:
2020

[Link to publication in University of Groningen/UMCG research database](#)

Citation for published version (APA):

Mårtson, A.-G., Bakker, M., Blokzijl, H., Verschuuren, E. A. M., Berger, S. P., Span, L. F. R., van der Werf, T. S., & Alffenaar, J.-W. C. (2020). Exploring failure of antimicrobial prophylaxis and pre-emptive therapy for transplant recipients: a systematic review. *BMJ Open*, *10*(1), [e034940]. <https://doi.org/10.1136/bmjopen-2019-034940>

Copyright

Other than for strictly personal use, it is not permitted to download or to forward/distribute the text or part of it without the consent of the author(s) and/or copyright holder(s), unless the work is under an open content license (like Creative Commons).



The publication may also be distributed here under the terms of Article 25fa of the Dutch Copyright Act, indicated by the "Taverne" license. More information can be found on the University of Groningen website: <https://www.rug.nl/library/open-access/self-archiving-pure/taverne-amendment>.

Take-down policy

If you believe that this document breaches copyright please contact us providing details, and we will remove access to the work immediately and investigate your claim.

Downloaded from the University of Groningen/UMCG research database (Pure): <http://www.rug.nl/research/portal>. For technical reasons the number of authors shown on this cover page is limited to 10 maximum.

BMJ Open Exploring failure of antimicrobial prophylaxis and pre-emptive therapy for transplant recipients: a systematic review

Anne-Grete Märtson ¹, Martijn Bakker,² Hans Blokzijl,³ Erik A M Verschuuren,⁴ Stefan P Berger,⁵ Lambert F R Span,² Tjip S van der Werf,^{4,5} Jan-Willem C Alffenaar ^{1,6}

To cite: Märtson A-G, Bakker M, Blokzijl H, *et al.* Exploring failure of antimicrobial prophylaxis and pre-emptive therapy for transplant recipients: a systematic review. *BMJ Open* 2020;**10**:e034940. doi:10.1136/bmjopen-2019-034940

► Prepublication history and additional material for this paper are available online. To view these files, please visit the journal online (<http://dx.doi.org/10.1136/bmjopen-2019-034940>).

Received 14 October 2019
Revised 29 November 2019
Accepted 05 December 2019



© Author(s) (or their employer(s)) 2020. Re-use permitted under CC BY. Published by BMJ.

For numbered affiliations see end of article.

Correspondence to

Jan-Willem C Alffenaar;
j.w.c.alffenaar@umcg.nl

ABSTRACT

Objectives Infections remain a threat for solid organ and stem cell transplant recipients. Antimicrobial prophylaxis and pre-emptive therapy have improved survival of these patients; however, the failure rates of prophylaxis are not negligible. The aim of this systematic review is to explore the reasons behind failure of antimicrobial prophylaxis and pre-emptive therapy.

Setting This systematic review included prospective randomised controlled trials and prospective single-arm studies.

Participants The studies included were on prophylaxis and pre-emptive therapy of opportunistic infections in transplant recipients. Studies were included from databases MEDLINE, CENTRAL and Embase published until October first 2018.

Primary and secondary outcome measures Primary outcome measures were breakthrough infections, adverse events leading to stopping of treatment, switching medication or dose reduction. Secondary outcome measures were acquired resistance to antimicrobials, antifungals or antivirals and death.

Results From 3317 identified records, 30 records from 24 studies with 2851 patients were included in the systematic review. Seventeen focused on prophylactic and pre-emptive treatment of cytomegalovirus and seven studies on invasive fungal infection. The main reasons for failure of prophylaxis and pre-emptive therapy were adverse events and breakthrough infections, which were described in 54% (13 studies) and 38% (9 studies) of the included studies, respectively. In 25%, six of the studies, a detailed description of patients who experienced failure of prophylaxis or pre-emptive therapy was unclear or lacking.

Conclusions Our results show that although failure is reported in the studies, the level of detail prohibits a detailed analysis of failure of prophylaxis and pre-emptive therapy. Clearly reporting on patients with a negative outcome should be improved. We have provided guidance on how to detect failure early in a clinical setting in accordance to the results from this systematic review.

PROSPERO registration number CRD42017077606.

Strengths and limitations of this study

- To reduce selection bias, all the studies were independently reviewed and risk of bias was assessed by two authors and disagreements solved by including a third reviewer.
- One limitation of this systematic review is that the included studies were recruiting only adult patients.
- Inclusion of single-arm studies could be a potential limitation as these can cause bias in the systematic review.
- To reach a broad scope for the systematic review three databases, MEDLINE, Embase and CENTRAL, were searched.
- The systematic review was reported according to Preferred Reporting Items for Systematic Reviews and Meta-Analyses guidelines.

INTRODUCTION

In spite of novel immunosuppressive regimens and antimicrobial prophylaxis, infectious complications remain a threat for solid organ and stem cell transplant (SCT) recipients.^{1–5} These patients are especially susceptible to opportunistic infections like cytomegalovirus (CMV), *Pneumocystis jirovecii* pneumonia (PCP), febrile neutropenia, human herpesvirus 6 (HHV-6) and invasive fungal infections (IFI).^{1–5} Graft failure is a major risk of these opportunistic infections.^{6–8} In recent years, organ transplantation and immunosuppressive regimes have developed greatly and thus become available for a wider patient population. This requires adequate antimicrobial prophylaxis guidelines and studies supporting the scientific evidence.

Antimicrobial prophylaxis and pre-emptive therapy are used as preventive measures; however, these vary notably among different transplant centres.^{9 10} This can be explained by differences in local setting and lack of

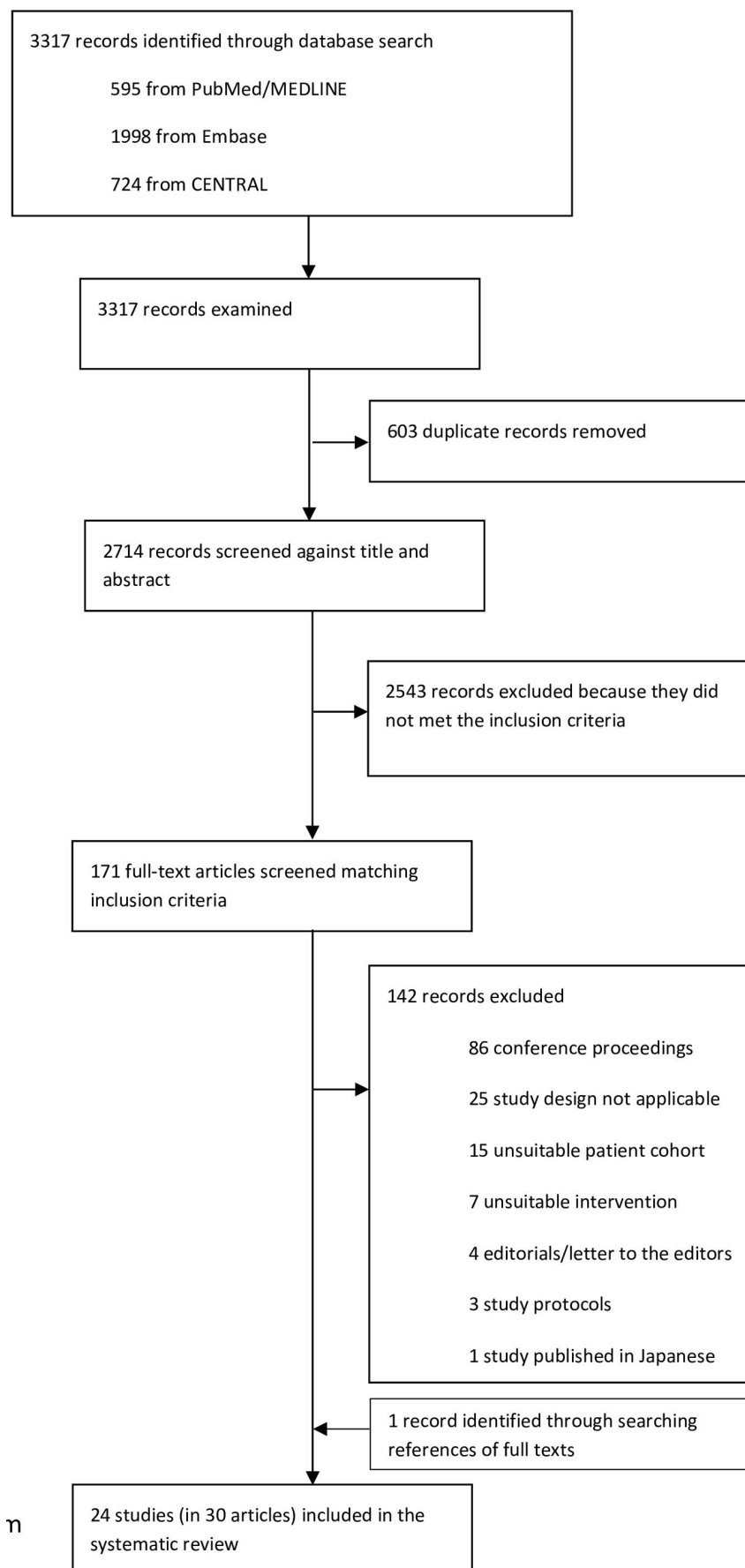


Figure 1 PRISMA diagram. PRISMA, Preferred Reporting Items for Systematic Reviews and Meta-Analyses.+++

Table 1 Study characteristics

Author, year	Country	Study design	Population	Pre-emptive therapy/prophylaxis	Prophylaxis/pre-emptive medication	Comparison	Sample size	Duration	Follow-up	Summary assessment of risk of bias
CYTOMEGALVIRUS PROPHYLAXIS/PRE-EMPTIVE THERAPY										
Humar et al, 2010 ^{15,24}	Australia, Belgium, Canada, Brazil, France, Germany, the UK, Italy, Poland, Romania, Spain, the USA	RCT	Kidney transplant recipients aged 17–77 years	Prophylaxis	Valganciclovir	Valganciclovir different duration and placebo	320 patients	100 and 200 days	12 months	Low risk
Halim et al, 2016 ³¹ Gheith et al, 2017 ³²	Kuwait, Egypt	RCT	Kidney transplant recipients with mean age of 42.4 years	Prophylaxis	Valganciclovir	Valganciclovir different duration	201 patients	98.1 days (mean)	12 months	Some concerns
Witzke et al, 2012 ³³ , 2018 ³⁴	Germany, Austria	RCT	Kidney transplant recipients with mean age of 52.7 years	Prophylaxis and pre-emptive therapy	Valganciclovir	Valganciclovir as pre-emptive treatment	296 patients	100 days (14 days pre-emptive until 100 days)	7 years	Some concerns
Reischig et al, 2012 ³⁵	Czech Republic	RCT	Kidney transplant recipients with mean age of 49 years	Prophylaxis and pre-emptive therapy	Valganciclovir	Valacyclovir	70 patients	3 months	2 years	Some concerns
Reischig et al, 2015 ³⁶	Czech Republic	RCT	Kidney transplant recipients with mean age of 49 years	Prophylaxis	Valganciclovir	Valacyclovir	119 patients	3 months	1 year	Some concerns
Togashi et al, 2011 ³⁸	Japan	RCT	Liver transplant recipients with mean age of 52.1 years	Pre-emptive therapy	Valganciclovir	Ganciclovir	22 patients	2 weeks	1 year	Some concerns
Padullés et al, 2016 ²⁵	Spain	RCT	Kidney, liver and heart transplant recipients with mean age of 53.9 years	Prophylaxis and treatment	Valganciclovir/ganciclovir	Valganciclovir/ganciclovir different dosing	53 patients	NA (not reported)	6 months	Low risk
Palmer et al, 2010 , Finlen Copeland et al, 2011 ^{26,27}	USA	RCT	Lung transplant recipients with median age of 55.5 years	Prophylaxis	Valganciclovir	Placebo	136 patients	12 months	3.9 years (mean)	Some concerns
Chawla et al, 2011 ²⁸	USA	RCT	Allogeneic transplant recipients aged 18–64	Pre-emptive therapy	Valganciclovir	Ganciclovir	37 patients	28 days	4 weeks	High risk
Boeckh et al, 2015 ²⁹	USA	RCT	Allogeneic transplant recipients aged 16–70	Pre-emptive therapy	Valganciclovir	Placebo	184 patients	150/120 days valganciclovir/placebo (medians)	640 days	Some concerns
Kim et al, 2010 ³⁰	South Korea	RCT	Allogeneic transplant recipients aged 16–49	Pre-emptive therapy	Ganciclovir	Ganciclovir different dosing	68 patients	14 days (median)	42 months (median)	Some concerns
Montejo et al, 2010 ³⁹	Spain	Single-arm	Kidney transplant recipients with median age 47 years	Prophylaxis	Valganciclovir	NA	34 patients	3 months	1 year	Critical risk
Nanmoku et al, 2018 ⁴⁰	Japan	Single-arm	Kidney transplant recipients with mean age 48.7 years	Prophylaxis	Valganciclovir	NA	100 patients	6 months	1 year	Serious risk
Perrotet et al, 2009 Manuel et al, 2010 ^{3,41}	France	Single-arm	Kidney, heart, lung, liver transplant recipients aged 18–70	Prophylaxis	Valganciclovir and ganciclovir	NA	65 patients	3 months	1 year	Serious risk

Continued

Table 1 Continued

Author, year	Country	Study design	Population	Pre-emptive therapy/prophylaxis	Prophylaxis/pre-emptive medication	Comparison	Sample size	Duration	Follow-up	Summary assessment of risk of bias
McGillicuddy <i>et al</i> , 2010	USA	Single-arm	Kidney and pancreas transplant recipients mean age 53.5 years	Pre-emptive therapy and prophylaxis	Valganciclovir/ganciclovir	Valganciclovir/ganciclovir pre-emptive therapy	130 patients	90 days	1 year	Serious risk
Takenaka <i>et al</i> , 2012 ⁵	Japan	Single-arm	Allogeneic transplant recipients aged 25–68	Pre-emptive therapy	Valganciclovir	NA	20 patients	2 weeks	10 weeks	Serious risk
Park <i>et al</i> , 2012 ¹⁶	South Korea	Single-arm	Allogeneic transplant recipients aged 16–70	Pre-emptive therapy	Ganciclovir	Ganciclovir different dosing	97 patients	14 days (median)	Not same for all patients	Moderate risk
INVASIVE FUNGAL INFECTION PROPHYLAXIS										
Perrella <i>et al</i> , 2012 ¹⁷	Italy	RCT	Liver transplant recipients (age NI)	Prophylaxis	Fluconazole	Amphotericin B	43 patients	7–14 days	1 year	Some concerns
Winston <i>et al</i> , 2014 ¹⁷	USA	RCT	Liver transplant recipients aged 19–75 years	Prophylaxis	Fluconazole	Anidulafungin	200 patients	21 days (median)	90 days	Low risk
Chattari <i>et al</i> , 2012 ¹⁸	USA	RCT	Allogeneic transplant recipients aged 20–69	Prophylaxis	Posaconazole	Amphotericin B lipid complex	40 patients	6 weeks	2 weeks	Some concerns
Huang <i>et al</i> , 2012 ¹⁹	China	RCT	Allogeneic and autologous transplant recipients with mean age 32.7 years	Prophylaxis	Itraconazole	Micafungin	228 patients	42 days	4 weeks	Some concerns
Park <i>et al</i> , 2016 ¹⁹	South Korea	RCT	Allogeneic and autologous transplant recipients aged 20–64	Prophylaxis	Fluconazole	Micafungin	250 patients	21 days	100 days	Some concerns
Mitsani <i>et al</i> , 2012 ⁴³	USA	Single-arm	Lung transplant recipients aged 20–74 years	Prophylaxis	Voriconazole	NA	93 patients	3 months	NI	Moderate risk
Cordonnier <i>et al</i> , 2010 ⁴⁴	France, Spain, Belgium, UK, Germany, Switzerland, Portugal, Sweden	Single-arm	Allogeneic transplant recipients aged 22–72 years	Prophylaxis	Voriconazole	NA	45 patients	94 days (median)	1 year	Critical risk

Summary assessment of risk of bias grades for:

RC:Ts using RoB tool:

Low risk of bias: The study is judged to be at low risk of bias for all domains for this result.

Some concerns: The study is judged to raise some concerns in at least one domain for this result, but not to be at high risk of bias for any domain.

High risk of bias: The study is judged to be at high risk of bias in at least one domain for this result.

Single-arm prospective studies using ROBINS tool:

Low risk of bias: The study is judged to be at low risk of bias for all domains.

Moderate risk of bias: The study is judged to be at low or moderate risk of bias for all domains.

Serious risk of bias: The study is judged to be at serious risk of bias in at least one domain, but not at critical risk of bias in any domain.

Critical risk of bias: The study is judged to be at critical risk of bias in at least one domain.

NA, not applicable; NI, no information; RCT, randomised controlled trial.

high level evidence in antifungal, antimicrobial and antiviral prophylaxis guidelines and fairly dated evidence for some infections like PCP and febrile neutropenia.^{5 11–14} Although prophylaxis has proven to be a beneficial strategy, breakthrough infections and adverse events resulting in discontinuation of prophylaxis occur.^{15–17} The rates of failure of prophylaxis have remained around 10%–20% for opportunistic infections.^{15 18–20} In order to be able to optimise prophylaxis, it is important to understand underlying causes for failure. This systematic review will identify (1) causes of failure of prophylactic treatment, (2) factors that might contribute to failure of prophylaxis and (3) different approaches for administering prophylaxis.

This systematic review aimed to summarise the main reasons why prophylaxis and pre-emptive therapy has failed in solid organ and allogeneic SCT recipients and how failure is reported in prospective studies. In this review, we focus on failure of prophylactic therapy, during the treatment window.

METHODS

Definition of failure

In this systematic review, we have defined *failure of prophylaxis and pre-emptive therapy* as stopping or changing the therapy during the study period for any stated reason. For example, failure could be a breakthrough infection, non-adherence, adverse events leading to stopping of therapy, etc. Even if some of the side effects could be anticipated, if this leads to stopping of therapy, it was defined as failure. We did not look into infections in the postprophylactic period.

Search strategy and selection criteria

Methods of the analysis and inclusion criteria were specified in advance and documented in a protocol, which is available online: https://www.crd.york.ac.uk/prospero/display_record.php?RecordID=77606 (online supplementary appendix 1). This report follows the Preferred Reporting Items for Systematic Reviews and Meta-Analyses (PRISMA) checklist (online supplementary appendix 2).²¹ This systematic review included prospective randomised controlled trials (RCT) and prospective single-arm studies from 1 January 2010 to 1 October 2018. The starting date was 1 January 2010 due to the changes in management of different infections in recent decades and to include the most recent evidence.^{11 12} There were no limitations for the patient setting, publication status and language. We analysed the failure during prophylaxis and pre-emptive therapy, thus the follow-up time varied. The review included patients (16 years and older) who had received either allogeneic stem cell, lung, kidney, liver, heart, pancreas or small bowel transplantation. Studies done on children under 16 years were not included as this would have introduced more variability and require a separate analysis, thus were out with the scope of this review. Moreover, these

patients were receiving trimethoprim/sulfamethoxazole for prophylaxis of PCP, ciprofloxacin for prophylaxis of febrile neutropenia, ganciclovir and/or valganciclovir for prophylaxis or pre-emptive-therapy of CMV and human herpesvirus 6 (HHV-6); or posaconazole or voriconazole or fluconazole or itraconazole for prophylaxis of invasive fungal infections (IFI). Primary outcome measures were breakthrough infections, adverse events leading to stopping of treatment, switching medication or dose reduction. Secondary outcome measures were acquired resistance to antimicrobials, antifungals or antivirals and death.

To identify studies for this systematic review, the following databases were searched: MEDLINE (PubMed), EMBASE and Cochrane Central Register of Controlled Trials (CENTRAL). The search was performed on 1 October 2018. The search strategy included MeSH terms and variations of transplant types, medications and prophylaxis ('Antibiotic Prophylaxis' (Mesh) OR antimicrobial OR antimicrobial) AND (Host OR Transplants OR Transplantation OR Transplant Recipients OR immunocompromised OR transplant* OR kidney transplant*). The full-search strategies of all databases can be found in online supplementary appendix 3. The searches were done by AGM and MB. For screening, we used Covidence software (www.covidence.org).

The literature search and data extraction for inclusion and eligibility for this systematic review were done according to the inclusion criteria by AGM and MB independently. If there were discrepancies between the results, these were discussed and resolved with JWA or with consensus. If there was data missing or additional questions from the selected studies, then the authors of these studies were contacted. We excluded conference proceedings, retrospective studies, reviews, editorials and letters to the editor.

Outcomes, data extraction and quality

Data were extracted by AGM and independently checked by MB. Disagreement between reviewers was resolved by discussion with a third reviewer JWA. Data were extracted from each included trial on: characteristics of patients, type of intervention, study design, study population, outcome measurement, reasons for failure of prophylaxis or pre-emptive therapy (stopping of prophylaxis/pre-emptive therapy), main conclusions by authors, strengths and limitations (online supplementary appendix 4).

We considered performing a meta-analysis for our systematic review, however because the patient cohorts include different transplantations and varied interventions, the studies were too heterogeneous, we decided to do a qualitative systematic review. The studies were divided into CMV and IFI prophylaxis and pre-emptive treatment groups.

Risk of bias in individual studies was assessed independently by AGM and MB. For assessing bias in individual studies, Revised Cochrane risk-of-bias tool for randomised trials (RoB 2) was used for RCTs and Risk of Bias in

Non-randomised Studies of Interventions (ROBINS-I) was used for prospective single-arm studies.^{22 23}

RESULTS

The search identified 3317 records for inclusion in the review. In total, 603 duplicate records were removed, and 2543 records were excluded after screening of title and abstract. Full-text screening of 171 articles resulted in 24 studies (in 30 articles) (PRISMA flow diagram in figure 1) to be included in the final review. We decided to exclude one full text in Japanese as it would not likely change the outcome of our systematic review. We contacted corresponding authors of 24 studies (30 articles) for further information about reasons for preliminary stopping of prophylaxis and overall adherence to treatment, seven responded and three of those sent prespecified protocols; however, none provided additional information about failure of prophylaxis or pre-emptive treatment. The individual study characteristics and risk of bias are presented in table 1.

We identified 24 studies including 2851 patients. Seventeen studies (11 RCTs^{15 24–38} and six single-arm^{39–46}) with 1952 subjects focused on CMV prophylaxis and seven studies (5 RCTs^{17 19 47–49} and 2 single-arm^{43 44}) with 899 subjects focused on IFI prophylaxis.

Of the 17 CMV studies, eight included only valganciclovir, two only ganciclovir, five included both valganciclovir and ganciclovir, two valaciclovir and valganciclovir. From all 17 CMV studies, seven focused only on prophylaxis, six only on pre-emptive therapy, three both on prophylaxis and pre-emptive therapy and one on prophylaxis and therapy.

The IFI studies varied with regard to study medication and patient group. Three studies evaluated fluconazole (comparison amphotericin B, anidulafungin and micafungin), one posaconazole (comparison amphotericin B lipid complex), one itraconazole (comparison micafungin) and two single-arm studies had voriconazole as study medication.

Failure of prophylaxis and pre-emptive therapy

No specific information about failure during prophylaxis or pre-emptive therapy was given in 25% (six studies: four being RCTs) of the included studies.^{19 25 28 40 42 47 50} Four of these studies did record follow-up infections or long-term failure of prophylaxis therapy after cessation of prophylaxis^{19 40 42 47} and for one RCT the time-point was not specified.⁴⁶

The most common reasons for failure of CMV prophylaxis (1524 study subjects) and CMV pre-emptive therapy (428 study subjects) were adverse events^{15 25 27 29 30 36 42 46} and breakthrough CMV.^{15 29 41 42 46} For IFI prophylaxis (899 study subjects), it was adverse events^{19 43 44 48 49} and IFI.^{17 19 44 49} Overall, the adverse events and breakthrough infections were described in 54% (13 studies) and 38% (9 studies) of the studies respectively. In table 2, the reasons for stopping prophylaxis are described in detail.

The detailed information about failure in the CMV (1506 study subjects) and IFI (761 study subjects) RCT groups are summarised in figures 2 and 3.

From the secondary outcomes, death was reported more frequently—in 33% (n=8) of the studies, death was the reason for failure.^{17 27 30 31 35 36 44 46} The secondary outcome resistance to antimicrobials, antivirals and antifungals was addressed in the introductions and discussions of the included studies, however not regarded as failure of therapy. Moreover, the presence and/or measurement of resistance to the study drug was described in two studies.^{27 29} Boeckh *et al* report no resistance genes in the investigated patients and Palmer *et al* report one patient with known resistance to ganciclovir.

Not all identified cases of failure could be clarified even after contact with the authors of the studies. The reasons for stopping prophylaxis and pre-emptive therapy, *patient reasons* or *physician or sponsor decision*,^{27 29} were not explained in any of these studies. Moreover, in two studies,^{24 27} it was stated that prophylaxis was stopped because of *other* reasons. Adverse events, breakthrough infections and cause of death were mostly described in further detail in the included studies.^{15–17 27 29–31 35 42–44 46 48 49} However, reasons ‘other’,^{15 27} physician/investigator decision^{17 27 29 49} and patients discretion¹⁵ were grouped together in studies and not described in detail.

Risk of bias across studies

Risk of bias was assessed using five domains for RCTs: randomisation, assignment and adherence to intervention, measurement of outcome, missing data and selection of the reported results. For single-arm/observational studies domains were used: confounding, selection of participants, classification of interventions, missing data, measurement of outcomes and selection of the reported result. We concluded that all 16 RCTs and six single-arm had low risk of bias, three had some concerns and two had high risk of bias. Risk of bias in RCTs and single-arm studies is presented in tables 3 and 4.

DISCUSSION

We aimed to explore the reasons why prophylaxis and pre-emptive therapy failed in transplant recipients. Twenty-four studies were included into this systematic review. We concluded that the main reason for stopping prophylaxis was adverse events for both CMV and IFI prophylaxis and CMV pre-emptive therapy. We did not observe notable differences between the prophylaxis and pre-emptive therapy groups. This result was expected as cessation of ganciclovir therapy is often described due to debilitating side-effects, especially bone marrow suppression,¹⁵ which is even more problematic in haematological patients.²⁸ Different antifungal agents have a diverse safety profile. Our results were also in line with the common side-effects of antifungals as we observed nausea and vomiting in azoles and nephrotoxicity in Amphotericin B as reasons for discontinuation of therapy.^{43 46 48}

Table 2 Reasons for stopping prophylaxis or pre-emptive therapy

Study	AE	Breakthrough infection	Graft loss	Death	Patient decision	Physician/investigator decision	Other	Total number subjects
Humar <i>et al.</i> , 2010 ¹⁵	27 (8%)	51 (16%)			11 (3%)		14 (4%)	320
Halim <i>et al.</i> , 2016 ³¹			2 (1%)	1 (0.5%)				201
Reischig <i>et al.</i> , 2012 ³⁵			10 (14%)	2 (3%)				70
Reischig <i>et al.</i> , 2015 ³⁶ 1	13 (11%)		4 (3%)	3 (2.5%)				119
Padules <i>et al.</i> , 2016 ²⁵	1 (2%)							53
Palmer <i>et al.</i> , 2010 ²⁷	17 (12.5%)			7 (5%)	3 (2%)	15 (11%)	3 (2%)	136
Boeckh <i>et al.</i> , 2015 ²⁹	44 (24%)	35 (19%)			20 (11%)			184
Kim <i>et al.</i> , 2010 ³⁰	1 (1.5%)			2 (3%)				68
Montejo <i>et al.</i> , 2010 ³⁹		3 (9%)						34
Perrotet <i>et al.</i> , 2009 ⁴¹		3 (viremia)						65
McGillicuddy <i>et al.</i> , 2010 ⁴²	3 (2%)	1 (1%) (²)						130
Park <i>et al.</i> , 2012 ⁴⁹ 3	8 (8%)	6 (6%)		37 (38%)				97
Invasive fungal infection prophylaxis								
Winston <i>et al.</i> , 2014 ¹⁷ 4		2 (2%)		1 (1%)		2 (2%)		100 (fluconazole) 200 (total)
Chattari <i>et al.</i> , 2012 ⁴⁸	8 (38%)							21 (posaconazole) 40 (total)
Huang <i>et al.</i> , 2012 ¹⁹	29 (20%)	12 (8%)		1 (1%)		4 (3%)		147 (itraconazole) 228 (total)
Park <i>et al.</i> , 2016 ⁴⁹	2 (2%)	3 (3%)				3 (3%)		89 (fluconazole) 250 (total)
Mitsani <i>et al.</i> , 2012 ⁴³	25 (27%)							93
Cordonnier <i>et al.</i> , 2010 ⁴⁴	2 (4%)	3* (7%)		11* (2%)				45
NI in the following trials (timepoints not specified)								
Nanmoku <i>et al.</i> , 2018 ¹⁰								100
Chawla <i>et al.</i> , 2011 ²⁸								37
Witzke <i>et al.</i> , 2012 ³³								296
Perrilla <i>et al.</i> , 2012 ⁴⁷								43
All patients completed treatment protocol in the following trials								
Togashi <i>et al.</i> , 2011 ³⁸								22
Takenaka <i>et al.</i> , 2012 ⁴⁵								20

1. One patient moved to another country.

2. No information on breakthrough infections during prophylaxis.

3. 12 patients had dosage reductions.

4. 36 patients were preliminarily stopped due to discharge from hospital.

*Time-point not confirmed.

AE, adverse event; CMV, cytomegalovirus; IFI, invasive fungal infection; NI, no information (not reported).

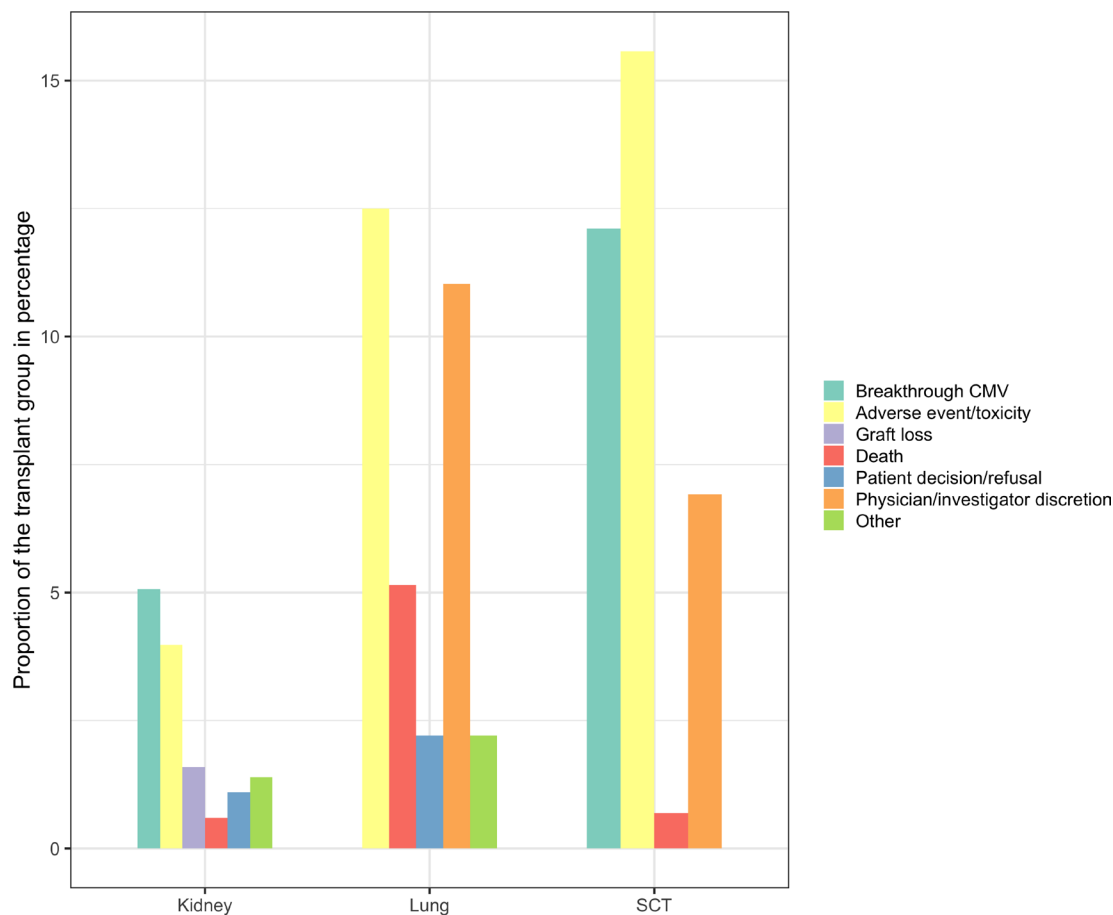


Figure 2 Failure of CMV prophylaxis and pre-emptive therapy in 11 RCTs (y-axis represents the proportion of the transplant group in percentages and x-axis represents transplant). CMV, cytomegalovirus; RCTs, randomised controlled trials.

Adverse events are known to be under-reported so the numbers that we summarised in this systematic review might be underestimated.^{51 52} A review by Golder *et al*⁵² looked into different study designs and reporting of adverse events. The authors outlined that there is wide under-reporting of adverse events across different study designs and even more in the unpublished data. Unfortunately, contacting the authors of the studies included in this systematic review did not result in additional information about the reported adverse events. Meta-analysis was not done as the studies were too heterogeneous.

Surprisingly, reporting of failure was insufficient in 25% of RCTs and 50% of prospective single-arm studies. One-fourth of the studies did not report on preliminary cessation of prophylaxis nor underlying reason. More worrisome was the fact that discontinuation of prophylaxis was mostly explained as adverse events and breakthrough infections, while patient and physicians' discretion as reasons were grouped together. On the other hand, we observed that only five studies did record infections that occurred after the prophylaxis had been stopped. This is concerning, as in a clinical setting and in developing guidelines, it is important to make a distinction of breakthrough infections during and after prophylaxis and pre-emptive therapy.⁵³ Also, it makes it more difficult to compare the efficacy of different medications,

for example when using ganciclovir and letermovir.⁵³ Furthermore, one of the included RCTs¹⁷ reported early discharge from hospital as the main argument for stopping of prophylaxis. In addition, some reasons were not clarified, for example physician and patient discretion were combined in two of the included studies. A systematic review published in 2018 explored the efficacy and safety of CMV prophylaxis; adverse events and breakthrough infections were addressed, however the authors did not explicitly report additional information why patients stopped within these studies.⁵⁴ Similarly, in a PCP prophylaxis systematic review, the authors described adverse events as reason for discontinuation while not mentioning adherence, resistance or patients' choice.¹⁴

A systematic review about quality of reporting RCTs in medical oncology described that 79% of the adverse events in studies are reported according to Consolidated Standards of Reporting Trials (CONSORT) criteria, although the description of participants and preliminary stopping in each stage of the study was done correctly in only 59% of the studies.⁵⁵ It has been argued that perhaps, poor reporting is deliberate to mask the shortcomings in study design.^{55 56} One may expect that in a prospective study, the patients are recruited and analysed prospectively thus the data about failure of prophylaxis like adverse events should be readily obtainable. Thus, registering

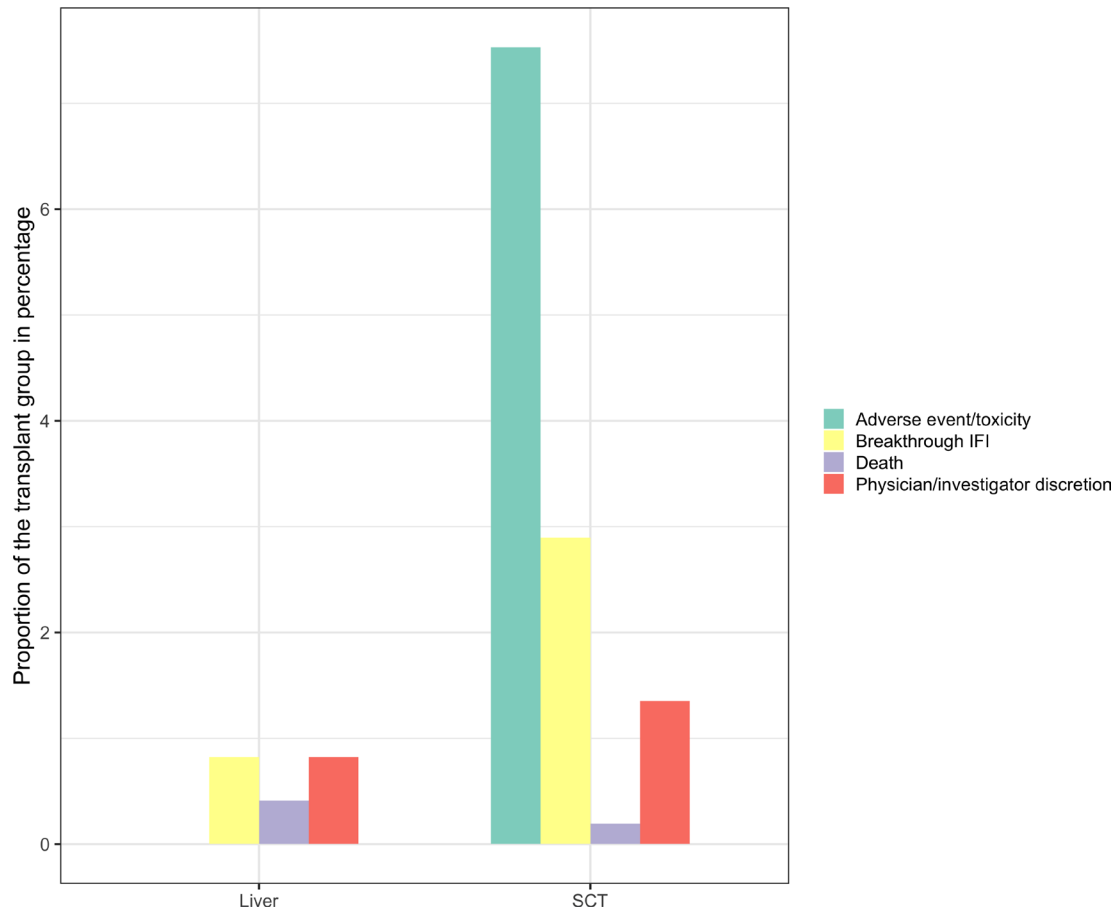


Figure 3 Failure of IFI prophylaxis in five RCTs (y-axis represents the proportion of the transplant group in percentages and x-axis represents transplant). For one study, 15% of failure was caused by patients discharged early, this has not been included in this figure. IFI, invasive fungal infection.

study protocols in clinical trial registers and following reporting guidelines helps consistent and more straightforward reporting of results.^{57 58} Goldacre and colleagues have looked into reporting of clinical trials specifically with regard to outcomes. They concluded that most of the studies did not have sufficient reporting—either outcomes were added or prespecified outcomes were not reported.⁵⁹ These results raise concern to also whether failure is reported as per protocol. In our case, we faced a substantial quantity of missing data on failure and it is not always clear to us how studies were conducted with respect to exclusion of patients. An additional statement to the CONSORT criteria regarding better reporting of harms in randomised trials is a useful guidance document to improve conduct of studies and address shortcomings.⁶⁰

According to our search criteria, we also planned to include studies looking into prophylaxis and pre-emptive therapy of PCP, HHV-6 virus and febrile neutropenia. Surprisingly, we were not able to identify suitable studies looking into prophylaxis of these infections for our systematic review. Current guidelines for the treatment of these infections use case reports, retrospective studies, surveillance studies and outdated literature to give recommendations.^{5 61 62} For instance, a systematic review focusing on PCP prophylaxis in non-HIV immunocompromised

patients is used as main guidance of prophylaxis in this patient group; the studies included in this review date back from 1974 to 2008 (13 in the range 1977–1990).¹⁴ Moreover, the prophylaxis of febrile neutropenia is widely supported by a systematic review that included studies with quinolones published from 1980 to 2010 (10 in the range 1980–1997).¹³ Half of the studies in these reviews were published more than 20 years ago. Certainly, the evidence from these reviews are relevant to the field; however, the landscape of treatment of transplant recipients has changed—notably, with the emergence of resistant pathogens^{63–66} and new data in today’s setting is needed to aid the update of clinical guidelines.⁶²

As mentioned before, detailed data about failure of prophylaxis and pre-emptive therapy were lacking in some studies and no additional information was obtained when reaching out to the authors. Furthermore, a limitation of our study was the restriction of start date (1 January 2010). This was done to avoid the effect of the significant change in management of infections and focus on the most recent evidence.^{11 12} Another limitation is that we did not include studies about children. On the other hand, included studies already showed a heterogeneous variety of patient populations (eg, autologous and allogeneic SCT recipients),^{19 48} various types of infections and

**Table 3** Risk of bias in RCTs using RoB tool

	Randomisation process	Assignment of intervention	Adhering to intervention	Measurement of outcomes	Missing outcome data	Selection of the reported result
Humar <i>et al</i> , 2010 ¹⁵	+	+	+	+	+	?
Halim <i>et al</i> , 2016 ³¹	?	+	+	?	+	?
Witzke <i>et al</i> , 2012 ³³	+	+	+	?	+	?
Reischig <i>et al</i> , 2012 ³⁵	+	+	+	?	+	?
Reischig <i>et al</i> , 2015 ³⁶	+	+	+	?	+	?
Togashi <i>et al</i> , 2011 ³⁸	?	+	+	?	+	?
Padulles <i>et al</i> , 2016 ²⁵	+	+	+	+	+	?
Palmer <i>et al</i> , 2010 ²⁷	+	+	?	+	+	?
Chawla <i>et al</i> , 2011 ²⁸	?	?	?	?	+	?
Boeckh <i>et al</i> , 2015 ²⁹	+	+	?	+	+	?
Kim <i>et al</i> , 2010 ³⁰	?	+	*+	?	+	?
Perrella <i>et al</i> , 2012 ⁴⁷	?	?	?	?	+	?
Winston <i>et al</i> , 2014 ¹⁷	+	+	+	+	+	?
Chaftari <i>et al</i> , 2012 ⁴⁸	+	?	?	?	+	?
Huang <i>et al</i> , 2012 ¹⁹	+	+	?	?	+	?
Park <i>et al</i> , 2016 ⁴⁹	?	+	+	?	+	?

+low risk; ?, some concerns.

RCT, randomised controlled trials; RoB, risk-of-bias.

prophylaxis and pre-emptive therapy studies; therefore, we believe that adding paediatric studies would have further increased variability of our results.

There remains a variety of different practices between centres complicating patient transfers between hospitals.^{9,67} We believe that having information about the discontinuation of failure of prophylaxis and pre-emptive therapy could

provide valuable information for guideline committees, medical practitioners and researchers conducting studies with these medications. Without this information, similar errors could be repeated in different studies.

There are several ways to predict failure in a clinical setting. Detecting adverse events and avoiding breakthrough infections can be done by approaching the

Table 4 Risk of bias in single-arm studies using ROBINS tool

	Confounding	Selection of participants	Classification of interventions	Deviations from intended interventions	Missing data	Measurement of outcomes	Selection of the reported result
Montejo <i>et al</i> , 2010 ³⁹	-	?	+	NI	-	?	NI
Nanmoku <i>et al</i> , 2018 ⁴⁰	*	+	+	+	+	?	NI
Perrottett <i>et al</i> , 2009 ⁴¹	*	?	+	?	*	?	NI
McGillicuddy <i>et al</i> , 2010 ⁴²	*	+	+	*	*	?	NI
Takenaka <i>et al</i> , 2012 ⁴⁵	*	?	+	?	*	?	NI
Park <i>et al</i> , 2012 ⁴⁶	?	+	+	?	+	?	NI
Mitsani <i>et al</i> , 2012 ⁴³	*	?	+	?	?	?	NI
Cordonnier <i>et al</i> , 2010 ⁴⁴	*	*	+	?	?	?	NI

+, low risk; ?, moderate risk; *, serious risk; -, critical risk.

NI, no information; ROBINS, Risk of Bias in Non-randomised Studies of Interventions.

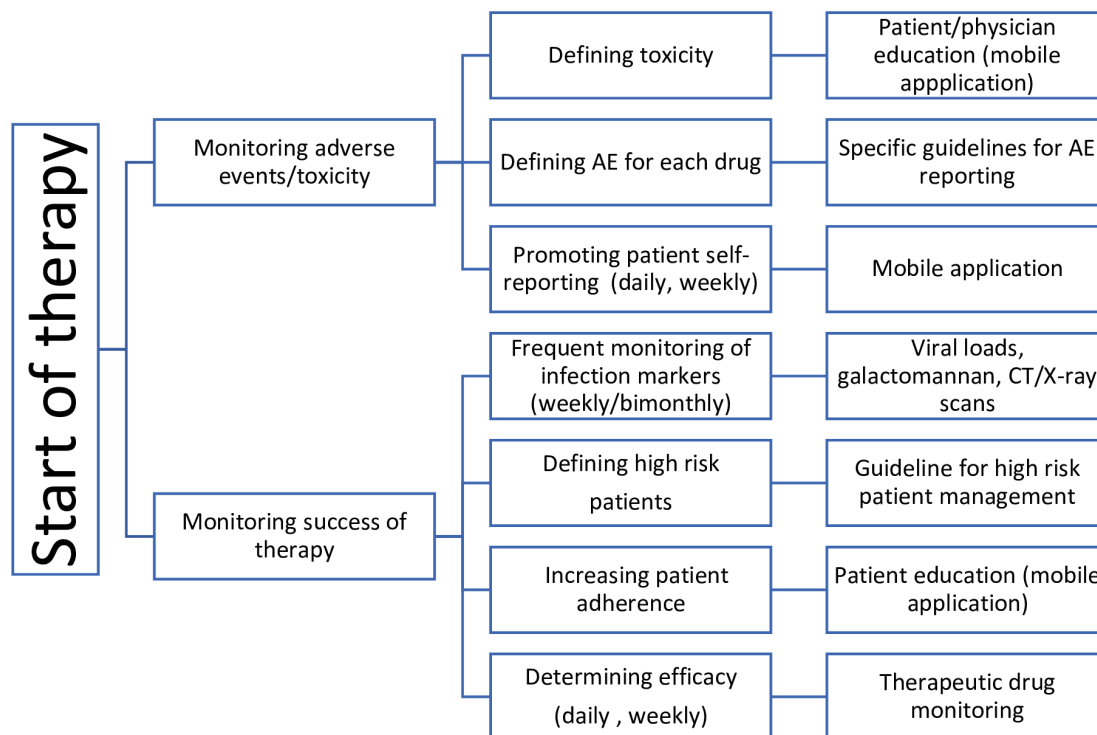


Figure 4 Detecting failure in a clinical setting. AE, adverse event.

patient or treating the physician. For example, using mobile applications for reporting adverse events,⁶⁸ defining the high-risk patients^{69 70} and therapeutic drug monitoring of potentially toxic medications.⁷¹

In figure 4, we have summarised guidance on how to detect failure early.^{68–76} As mentioned above, there are multiple studies that do not report the true breakthrough infections, only postprophylaxis infections are reported. In addition, we believe that defining the potential adverse events before and describing the method of measurement of these could increase adherence. Other supporting background from the current systematic review for this figure is presented in Appendix 5.

Conclusions

In general, RCTs and prospective single-arm studies about prophylaxis and pre-emptive therapy of opportunistic infections should provide more in-depth information about failure. The main reason why prophylaxis or pre-emptive therapy is stopped are adverse events; however, these may well be underreported. Thus, the management and reporting of adverse events is critically important and should be improved in clinical studies. In addition, our results suggest partially biased approach in the publication of clinical studies and therefore there are insufficient data to support evidence-based decision-making in prophylaxis of PCP, HHV-6 and febrile neutropenia.

Author affiliations

¹Department of Clinical Pharmacy and Pharmacology, University Medical Center Groningen, University of Groningen, Groningen, The Netherlands

²Department of Hematology, University Medical Center Groningen, University of Groningen, Groningen, The Netherlands

³Department of Gastroenterology and Hepatology, University Medical Center Groningen, University of Groningen, Groningen, The Netherlands

⁴Department of Pulmonary Diseases and Tuberculosis, University Medical Center Groningen, University of Groningen, Groningen, The Netherlands

⁵Department of Internal Medicine, University Medical Center Groningen, University of Groningen, Groningen, The Netherlands

⁶The University of Sydney, Sydney Pharmacy School, Sydney, New South Wales, Australia

Acknowledgements The authors would like to thank Mariska M.G. Leeflang for her suggestions and help while analyzing and compiling the data of this systematic review.

Contributors AGM did the screening, writing, data analysis, risk of bias analysis, searches and planning; MB did the screening, searches, data analysis, writing; HB, EAMV, SPB, LFRS and TSvdW did the planning, writing, reviewing of manuscript; JWA did the writing, analysis and planning.

Funding AGM was funded by Marie Skłodowska-Curie Actions, Grant Agreement number: 713660 — PRONKJEWAIL — H2020-MSCA-COFUND-2015

Competing interests None declared.

Patient consent for publication Not required.

Provenance and peer review Not commissioned; externally peer reviewed.

Data availability statement The data that support the findings of this study are available from the corresponding author.

Open access This is an open access article distributed in accordance with the Creative Commons Attribution 4.0 Unported (CC BY 4.0) license, which permits others to copy, redistribute, remix, transform and build upon this work for any purpose, provided the original work is properly cited, a link to the licence is given, and indication of whether changes were made. See: <https://creativecommons.org/licenses/by/4.0/>.

ORCID iDs

Anne-Grete Mårtson <http://orcid.org/0000-0001-6478-1959>

Jan-Willem C Alffenaar <http://orcid.org/0000-0001-6703-0288>

REFERENCES

- 1 Ullmann AJ, Schmidt-Hieber M, Bertz H, *et al*. Infectious diseases in allogeneic haematopoietic stem cell transplantation:

- prevention and prophylaxis strategy guidelines 2016. *Ann Hematol* 2016;95:1435–55.
- 2 Menzin J, Meyers JL, Friedman M, *et al*. The economic costs to United States hospitals of invasive fungal infections in transplant patients. *Am J Infect Control* 2011;39:e15–20.
 - 3 Hakimi Z, Aballéa S, Ferchichi S, *et al*. Burden of cytomegalovirus disease in solid organ transplant recipients: a national matched cohort study in an inpatient setting. *Transpl Infect Dis* 2017;19.
 - 4 Iriart X, Bouar M, Kamar N, *et al*. Pneumocystis pneumonia in solid-organ transplant recipients. *JoF* 2015;1:293–331.
 - 5 Taplitz RA, Kennedy EB, Bow EJ, *et al*. Antimicrobial prophylaxis for adult patients with cancer-related immunosuppression: ASCO and IDSA clinical practice guideline update. *J Clin Oncol* September 2018.
 - 6 Alsaeed M, Husain S. Infections in heart and lung transplant recipients. *Crit Care Clin* 2019;35:75–93.
 - 7 Freeman, Jr. RB. The ‘indirect’ Effects of Cytomegalovirus Infection. *Am J Transplant* 2009;9:2453–8.
 - 8 Fishman JA. Infection in solid-organ transplant recipients. *N Engl J Med* 2007;357:2601–14.
 - 9 Manuel O, Kralidis G, Mueller NJ, *et al*. Impact of antiviral preventive strategies on the incidence and outcomes of cytomegalovirus disease in solid organ transplant recipients. *Am J Transplant* 2013;13:2402–10.
 - 10 Navarro D, San-Juan R, Manuel O, *et al*. Cytomegalovirus infection management in solid organ transplant recipients across European centers in the time of molecular diagnostics: an ESGICH survey. *Transpl Infect Dis* 2017;19.
 - 11 Patterson TF, Thompson GR, Denning DW, *et al*. Practice guidelines for the diagnosis and management of aspergillosis: 2016 update by the infectious diseases Society of America. *Clin Infect Dis*. 2016;63:e1–60.
 - 12 Kotton CN, Kumar D, Caliendo AM, *et al*. The third International consensus guidelines on the management of cytomegalovirus in solid-organ transplantation. *Transplantation* 2018;102:900–31.
 - 13 Gafter-Gvili A, Fraser A, Paul M, *et al*. Antibiotic prophylaxis for bacterial infections in afebrile neutropenic patients following chemotherapy. *Cochrane database Syst Rev* 2012;27.
 - 14 Stern A, Green H, Paul M, *et al*. Prophylaxis for Pneumocystis pneumonia (PCP) in non-HIV immunocompromised patients. *Cochrane Database Syst Rev* 2014;26.
 - 15 Humar A, Lebranchu Y, Vincenti F, *et al*. The efficacy and safety of 200 days valganciclovir cytomegalovirus prophylaxis in high-risk kidney transplant recipients. *Am J Transplant* 2010;10:1228–37.
 - 16 Liu AW, Jutivorakool K, Fisher CE, *et al*. Comparison of preemptive therapy and antiviral prophylaxis for prevention of cytomegalovirus in seropositive liver transplant recipients. *Transplantation* 2018;102:632–9.
 - 17 Winston DJ, Limaye AP, Pelletier S, *et al*. Randomized, double-blind trial of anidulafungin versus fluconazole for prophylaxis of invasive fungal infections in high-risk liver transplant recipients. *Am J* 2014;14:2758–64.
 - 18 van der Beek MT, Berger SP, Vossen ACTM, *et al*. Preemptive versus sequential prophylactic-preemptive treatment regimens for cytomegalovirus in renal transplantation: comparison of treatment failure and antiviral resistance. *Transplantation* 2010;89:320–6.
 - 19 Huang X, Chen H, Han M, *et al*. Multicenter, randomized, open-label study comparing the efficacy and safety of micafungin versus itraconazole for prophylaxis of invasive fungal infections in patients undergoing hematopoietic stem cell transplant. *Biol Blood Marrow Transplant* 2012;18:1509–16.
 - 20 Helfrich M, Dorschner P, Thomas K, *et al*. A retrospective study to describe the epidemiology and outcomes of opportunistic infections after abdominal organ transplantation. *Transpl Infect Dis* 2017;19:e12691.
 - 21 Liberati A *et al*. The PRISMA statement for reporting systematic reviews and meta-analyses of studies that evaluate health care interventions: explanation and elaboration. *Ann Intern Med* 2009;151:W–94.
 - 22 Higgins JPT, Sterne JAC, Savović J, *et al*. A revised tool for assessing risk of bias in randomized trials in: Chandler J, McKenzie J, Boutron I, Welch V (editors). *Cochrane methods. Cochrane Database Syst Rev* 2016;10.
 - 23 Sterne JAC, Hernán MA, Reeves BC, *et al*. ROBINS-I: a tool for assessing risk of bias in non-randomised studies of interventions. *BMJ* 2016;355.
 - 24 Humar A, Limaye AP, Blumberg EA, *et al*. Extended valganciclovir prophylaxis in D+/R– kidney transplant recipients is associated with long-term reduction in cytomegalovirus disease: two-year results of the impact study. *Transplantation* 2010;90:1427–31.
 - 25 Padullés A, Colom H, Bestard O, *et al*. Contribution of population pharmacokinetics to dose optimization of ganciclovir-valganciclovir in solid-organ transplant patients. *Antimicrob Agents Chemother* 2016;60:1992–2002.
 - 26 Finlen Copeland CA, Davis WA, Snyder LD, *et al*. Long-Term efficacy and safety of 12 months of valganciclovir prophylaxis compared with 3 months after lung transplantation: a single-center, long-term follow-up analysis from a randomized, controlled cytomegalovirus prevention trial. *J Heart Lung Transplant* 2011;30:990–6.
 - 27 Palmer S, Limaye A, Banks M, *et al*. Extended valganciclovir prophylaxis to prevent cytomegalovirus after lung transplantation: a randomized, controlled trial. *Ann Intern Med* 2010;152:761–9.
 - 28 Chawla JS, Ghobadi A, Mosley J, *et al*. Oral valganciclovir versus ganciclovir as delayed pre-emptive therapy for patients after allogeneic hematopoietic stem cell transplant: a pilot trial (04-0274) and review of the literature. *Transpl Infect Dis* 2012;14:259–67.
 - 29 Boeckh M, Nichols WG, Chemaly RF, *et al*. Valganciclovir for the prevention of complications of late cytomegalovirus infection after allogeneic hematopoietic cell transplantation. *Ann Intern Med* 2015;162:1–10.
 - 30 Kim ST, Lee MH, Kim SY, *et al*. A randomized trial of preemptive therapy for prevention of cytomegalovirus disease after allogeneic hematopoietic stem cell transplantation. *Int J Hematol* 2010;91:886–91.
 - 31 Halim M, Al-Otaibi T, Gheith O, *et al*. Efficacy and safety of low-dose versus standard-dose valganciclovir for prevention of cytomegalovirus disease in intermediate-risk kidney transplant recipients. *Exp Clin Transplant* 2016;14:526–34.
 - 32 Gheith O, Halim MA, Al-Otaibi T, *et al*. Successful cost-effective prevention of cytomegalovirus disease in kidney transplant recipients using low-dose valganciclovir. *Exp Clin Transplant* 2017;15:156–63.
 - 33 Witzke O, Hauser IA, Bartels M, *et al*. Valganciclovir prophylaxis versus preemptive therapy in Cytomegalovirus-Positive renal allograft recipients: 1-year results of a randomized clinical trial. *Transplantation* 2012;93:61–8.
 - 34 Witzke O, Niitschke M, Bartels M, *et al*. Valganciclovir Prophylaxis Versus Preemptive Therapy in Cytomegalovirus-Positive Renal Allograft Recipients: long-term Results after 7 Years of a Randomized Clinical Trial. *Transplantation*. 2018;102(5):876–882. doi.
 - 35 Reischig T, Hribova P, Jindra P, *et al*. Long-Term outcomes of pre-emptive valganciclovir compared with valacyclovir prophylaxis for prevention of cytomegalovirus in renal transplantation. *JASN* 2012;23:1588–97.
 - 36 Reischig T, Kacer M, Jindra P, *et al*. Randomized trial of valganciclovir versus valacyclovir prophylaxis for prevention of cytomegalovirus in renal transplantation. *CJASN* 2015;10:294–304.
 - 37 Reischig T, Prucha M, Sedlackova L, *et al*. Valganciclovir prophylaxis against cytomegalovirus impairs lymphocyte proliferation and activation in renal transplant recipients. *Antivir Ther* 2011;16:1227–35.
 - 38 Togashi J, Sugawara Y, Hashimoto M, *et al*. Oral valganciclovir versus intravenous ganciclovir as preemptive treatment for cytomegalovirus infection after living donor liver transplantation: a randomized trial. *Biosci Trends* 2011;5:217–22.
 - 39 Montejó M, Porto M, Carmon O, *et al*. Prophylactic therapy with valganciclovir in high-risk (cytomegalovirus D+/R–) kidney transplant recipients: a single-center experience. *Proceedings* 2010;42:2947–9.
 - 40 Nanmoku K, Shinzato T, Kubo T, *et al*. Prevention of late-onset cytomegalovirus infection and disease in Donor-Positive/Recipient-Negative kidney transplant recipients using low-dose valganciclovir. *Transplant Proc* 2018;50:124–9.
 - 41 Perrotet N, Csajka C, Pascual M, *et al*. Population pharmacokinetics of ganciclovir in solid-organ transplant recipients receiving oral valganciclovir. *Antimicrob Agents Chemother* 2009;53:3017–23.
 - 42 McGillicuddy JW, Weimert NA, Taber DJ, *et al*. Can preemptive cytomegalovirus monitoring be as effective as universal prophylaxis when implemented as the standard of care in patients at moderate risk? *Transplantation* 2010;89:1218–23.
 - 43 Mitsani D, Nguyen MH, Shields RK, *et al*. Prospective, observational study of voriconazole therapeutic drug monitoring among lung transplant recipients receiving prophylaxis: factors impacting levels of and associations between serum troughs, efficacy, and toxicity. *Antimicrob Agents Chemother* 2012;56:2371–7.
 - 44 Cordonnier C, Rovira M, Maertens J, *et al*. Voriconazole for secondary prophylaxis of invasive fungal infections in allogeneic stem cell transplant recipients: results of the VOSIFI study. *Haematologica* 2010;95:1762–8.
 - 45 Takenaka K, Nagafuji K, Takase K, *et al*. Initial low-dose valganciclovir as a preemptive therapy is effective for cytomegalovirus infection in allogeneic hematopoietic stem cell transplant recipients. *Int J Hematol* 2012;96:94–100.

- 46 Park S-Y, Lee S-O, Choi S-H, *et al.* Efficacy and safety of low-dose ganciclovir preemptive therapy in allogeneic haematopoietic stem cell transplant recipients compared with conventional-dose ganciclovir: a prospective observational study. *J Antimicrob Chemother* 2012;67:1486–92.
- 47 Perrella A, Esposito C, Pisaniello D, *et al.* Role of liposomal amphotericin B prophylaxis after liver transplantation compared with fluconazole for high-risk patients. impact on infections and mortality within one year. *Transplant Proc* 2012;44:1977–81.
- 48 Chaftari A-M, Hachem RY, Ramos E, *et al.* Comparison of posaconazole versus Weekly amphotericin B lipid complex for the prevention of invasive fungal infections in hematopoietic stem-cell transplantation. *Transplantation J* 2012;94:302–8.
- 49 Park S, Kim K, Jang JH, *et al.* Randomized trial of micafungin versus fluconazole as prophylaxis against invasive fungal infections in hematopoietic stem cell transplant recipients. *J Infect* 2016;73:496–505.
- 50 Manuel O, Kralidis G, Mueller NJ, *et al.* Impact of antiviral preventive strategies on the incidence and outcomes of cytomegalovirus disease in solid organ transplant recipients. *Am J Transplant* 2013;13:2402–10.10.1111/ajt.12388
- 51 Hazell L, Shakir SAW. Under-Reporting of adverse drug reactions. *Drug Safety* 2006;29:385–96.
- 52 Golder S, Loke YK, Wright K, *et al.* Reporting of adverse events in published and unpublished studies of health care interventions: a systematic review. *PLoS Med* 2016;13:e1002127.
- 53 Chen K, Cheng MP, Hammond SP, *et al.* Antiviral prophylaxis for cytomegalovirus infection in allogeneic hematopoietic cell transplantation. *Blood Adv* 2018;2:2159–75.
- 54 Gagelmann N, Ljungman P, Styczynski J, *et al.* Comparative efficacy and safety of different antiviral agents for cytomegalovirus prophylaxis in allogeneic hematopoietic cell transplantation: a systematic review and meta-analysis. *Biol Blood Marrow Transplant* 2018.
- 55 You B, Maillat D, Chen EX, *et al.* Quality of reporting of modern randomized controlled trials in medical oncology: a systematic review. *JNCI J Natl Cancer Inst* 2012;104:982–9.
- 56 Huwiler-Müntener K, Juni P, Junker C. Quality of reporting of randomized trials as a measure of methodologic quality. *JAMA* 2002;287:2801–4.
- 57 Alley AB, Seo J-W, Hong S-T. Reporting results of research involving human subjects: an ethical obligation. *J Korean Med Sci* 2015;30:673–5.
- 58 Schulz KF, Altman DG. Statement: updated guidelines for reporting parallel group randomised trials. *BMJ* 2010;2010.
- 59 Ben Goldacre HD, Powell-Smith A, Dale A, *et al.* *The compare trials project.*
- 60 Ioannidis JPA *et al.* Better reporting of harms in randomized trials: an extension of the CONSORT statement. *Ann Intern Med* 2004;141:781–8.
- 61 Betts BC, Young J-AH, Ustun C, *et al.* Human herpesvirus 6 infection after hematopoietic cell transplantation: is routine surveillance necessary? *Biology of Blood and Marrow Transplantation* 2011;17:1562–8.
- 62 Cooley L, Dendle C, Wolf J, *et al.* Consensus guidelines for diagnosis, prophylaxis and management of *Pneumocystis jirovecii* pneumonia in patients with haematological and solid malignancies, 2014. *Intern Med J* 2014;44:1350–63.
- 63 Ivulich S, Westall G, Dooley M, *et al.* The evolution of lung transplant immunosuppression. *Drugs* 2018;78:965–82.
- 64 Krisl JC, Doan VP, Chemotherapy DVP. Chemotherapy and transplantation: the role of immunosuppression in malignancy and a review of antineoplastic agents in solid organ transplant recipients. *Am J Transplant* 2017;17:1974–91.
- 65 Söderlund C, Rådegran G. Immunosuppressive therapies after heart transplantation — the balance between under- and over-immunosuppression. *Transplant Rev* 2015;29:181–9.10.1016/j.tre.2015.02.005
- 66 Baron D, Giral M, Brouard S. Reconsidering the detection of tolerance to individualize immunosuppression minimization and to improve long-term kidney graft outcomes. *Transpl Int* 2015;28:938–59.
- 67 Hand J. Strategies for antimicrobial stewardship in solid organ transplant recipients. *Infect Dis Clin North Am* 2018;32:535–50.
- 68 de Vries ST, Denig P, Lasheras Ruiz C, *et al.* Interest in a mobile APP for two-way risk communication: a survey study among European healthcare professionals and patients. *Drug Saf* 2018;41:697–712.
- 69 Vallejo C, Vazquez L, Cabrera Martin JR, *et al.* Treatment of invasive fungal infections in high-risk haematological patients: what have we learnt in the past 10 years? *Rev Esp Quimioter* 2013;26:378–86.
- 70 Freeman RB, Cohen JT. Transplantation Risks and the Real World: What Does ‘High Risk’ Really Mean? *Am J Transplant* 2009;9:23–30.
- 71 Roberts JA, Abdul-Aziz MH, Lipman J, *et al.* Individualised antibiotic dosing for patients who are critically ill: challenges and potential solutions. *Lancet Infect Dis* 2014;14:498–509.
- 72 Larizgoitia I, Bouesseau M-C, Kelley E. Who efforts to promote reporting of adverse events and global learning. *J Public Health Res* 2013;2:29–e29.
- 73 Reasonable RR, Hayden RT. Clinical utility of viral load in management of cytomegalovirus infection after solid organ transplantation. *Clin Microbiol Rev* 2013;26:703–27.
- 74 Boch T, Spiess B, Cornely OA, *et al.* Diagnosis of invasive fungal infections in haematological patients by combined use of galactomannan, 1,3-β-D-glucan, Aspergillus PCR, multifungal DNA-microarray, and Aspergillus azole resistance PCRs in blood and bronchoalveolar lavage samples: results of a prospective multicentre study. *Clin Microbiol Infect* 2016;22:862–8.
- 75 Patzer RE, Serper M, Reese PP, *et al.* Medication understanding, non-adherence, and clinical outcomes among adult kidney transplant recipients. *Clin Transplant* 2016;30:1294–305.
- 76 Zanetti-Yabur A, Rizzo A, Hayde N, *et al.* Exploring the usage of a mobile phone application in transplanted patients to encourage medication compliance and education. *Am J Surg* 2017;214:743–7.