

University of Groningen

## Visual adaptation and microhabitat choice in two closely related cichlid species from Lake Victoria

Mameri, Daniel; van Kammen, Corina; Groothuis, Ton; Seehausen, O; Maan, Martine

**IMPORTANT NOTE:** You are advised to consult the publisher's version (publisher's PDF) if you wish to cite from it. Please check the document version below.

*Publication date:*  
2017

[Link to publication in University of Groningen/UMCG research database](#)

*Citation for published version (APA):*

Mameri, D., van Kammen, C., Groothuis, T., Seehausen, O., & Maan, M. (2017). *Visual adaptation and microhabitat choice in two closely related cichlid species from Lake Victoria*. Poster session presented at ESEB 2017, Groningen, Netherlands.

### Copyright

Other than for strictly personal use, it is not permitted to download or to forward/distribute the text or part of it without the consent of the author(s) and/or copyright holder(s), unless the work is under an open content license (like Creative Commons).

The publication may also be distributed here under the terms of Article 25fa of the Dutch Copyright Act, indicated by the "Taverne" license. More information can be found on the University of Groningen website: <https://www.rug.nl/library/open-access/self-archiving-pure/taverne-amendment>.

### Take-down policy

If you believe that this document breaches copyright please contact us providing details, and we will remove access to the work immediately and investigate your claim.

*Downloaded from the University of Groningen/UMCG research database (Pure): <http://www.rug.nl/research/portal>. For technical reasons the number of authors shown on this cover page is limited to 10 maximum.*

# VISUAL ADAPTATION AND MICROHABITAT CHOICE IN TWO CLOSELY RELATED CICHLID SPECIES FROM LAKE VICTORIA



D. Mameri <sup>1,3\*</sup>, C. Van Kammen <sup>2,3</sup>, T.G.G. Groothuis <sup>2</sup>, O. Seehausen <sup>4</sup>, M.E. Maan <sup>2,4</sup>



<sup>1</sup> MARE, ISPA –University Institute, Rua Jardim do Tabaco 34, 1149-041 Lisbon, Portugal (\*dmameri@outlook.pt)

<sup>2</sup> Van Hall Larenstein University of Applied Sciences, Agora 1, 8934 AL Leeuwarden, The Netherlands

<sup>3</sup> University of Groningen, Groningen Institute for Evolutionary Life Sciences, PO Box 11103, 9700 CC Groningen, The Netherlands


<sup>4</sup> Department of Fish Ecology and Evolution, Centre of Ecology, Evolution and Biogeochemistry, EAWAG Swiss Federal Institute of Aquatic Science and Technology, Seestrasse 79, 6047 Kastanienbaum, Switzerland

<sup>5</sup> Division of Aquatic Ecology and Evolution, Institute of Ecology and Evolution, University of Bern, Baltzerstrasse 6, 3012 Bern, Switzerland

## Introduction

When different genotypes choose different habitats to better match their phenotypes, adaptive differentiation and reproductive isolation may be promoted. In cichlid fish, visual adaptation to alternative visual environments is hypothesised to contribute to speciation. Here, we investigated whether variation in visual sensitivity causes variation in visual habitat preference, in the context of the sensory drive hypothesis (Endler 1992, Boughman 2002). We use two closely related cichlid species that occur at different water depths in Lake Victoria, experiencing different light conditions and showing genetic differences in visual perception (*Pundamilia pundamilia* – inhabiting shallow waters; and *Pundamilia nyererei* – found in deeper waters, Seehausen et al 2008; **Figure 1**). We also explore potential effects of visual plasticity, taking advantage of captive fish artificially reared in two different light conditions, mimicking either shallow-water or deep-water light environments.


## Model species



**Fig.1.** (A) *Pundamilia pundamilia* and *Pundamilia nyererei* (males and females) from Makobe Island, Tanzania.

## Material and methods

- 120 fish tested in groups of 4 (fixed group composition across trials)
- 2 species: *P. pundamilia* (P) and *P. nyererei* (N); and hybrids (H)
- P and N were tested 3 times, and hybrids twice
- fish reared in either 'shallow' or 'deep' light conditions
- Food odour cues spread prior to trials, in both sides of the tank
- Time spent on each side recorded in 1-hour trials (at group level)

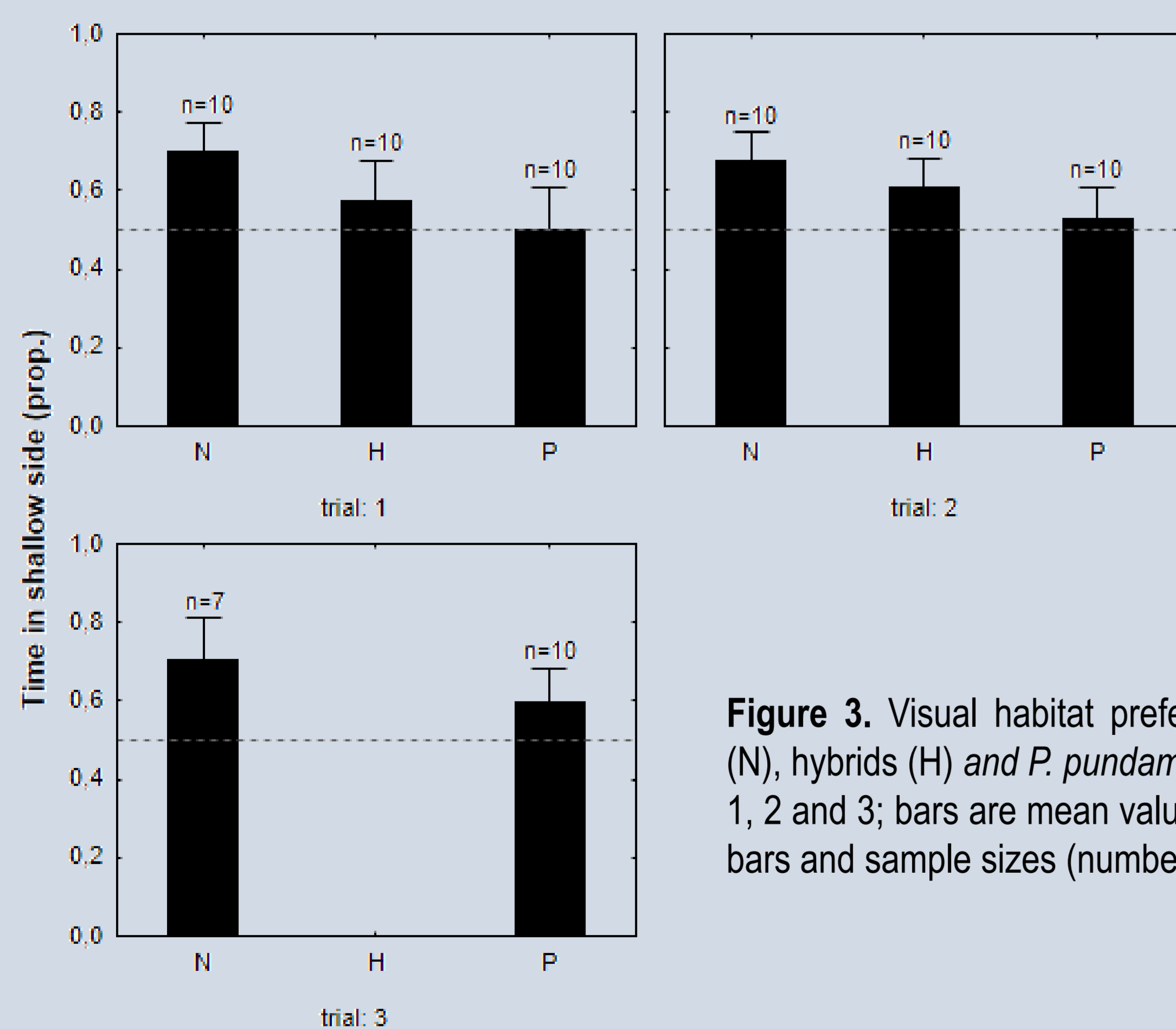


**Figure 3.** Experimental tank. A PVC sheet divided the tank into two equally-sized compartments. A hole in the divider allowed the fish to perceive the other light environment and cross from one side to the other. In the photograph, the left side was set up with the shallow light condition and the right side with the deep light condition.

## Main results and discussion

### NO DIFFERENCES BETWEEN SPECIES

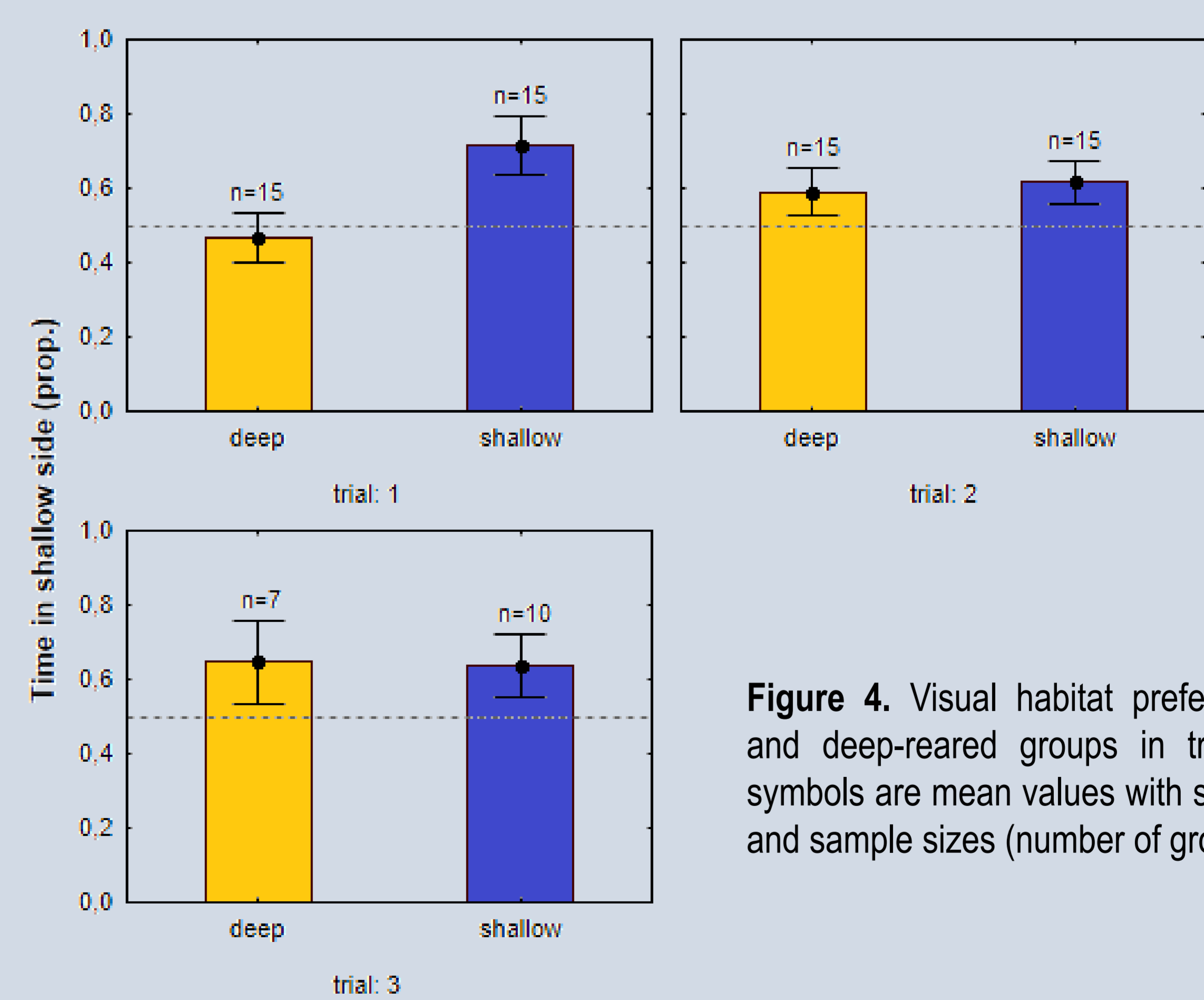
There was no significant difference in light preference between species (P-N-H;  $T = 1.21$ , d.f. = 76,  $P = 0.23$ ; GLMM model with species, light environment and trial number as predictors) – **Figure 3**.



**Figure 3.** Visual habitat preference for *P. nyererei* (N), hybrids (H) and *P. pundamilia* (P) groups in trials 1, 2 and 3; bars are mean values with standard error bars and sample sizes (number of groups).

### EFFECTS OF THE REARING LIGHT ENVIRONMENT

Fish spent more time in the light environment they were reared in ( $T = 2.49$ , df = 76,  $p = 0.015$ ), particularly in the first trial – **Figure 4**. The interaction effect of rearing environment and trial number was marginally significant ( $T = -1.98$ , df = 38,  $p = 0.051$ ).



**Figure 4.** Visual habitat preference for shallow and deep-reared groups in trials 1, 2 and 3; symbols are mean values with standard error bars and sample sizes (number of groups).

- Contrary to predictions, *P. pundamilia* and *P. nyererei* did not differ in visual habitat preference
- The effect of rearing light environment that we observed is consistent with the result of Wright et al. (2017), who found that the same two light regimes affected female mate preference in *Pundamilia*
- While we provided food chemical cues to stimulate exploration, the testing paradigm did not provide an actual reward. This should be addressed in future experiments.

## References

- Boughman JW (2002). How sensory drive can promote speciation. *Trends in Ecology & Evolution*. 17: 571-577.
- Endler JA (1992). Signals, signal conditions, and the direction of evolution. *The American Naturalist*. 139: S125-S153
- Seehausen O, Terai Y, Magalhaes IS, Carleton KL, Mrosso HDJ, Miyagi R, van der Sluijs I, Schneider MV, Maan ME, Tachida H, Imai H, Okada N (2008). Speciation through sensory drive in cichlid fish. *Nature* 455: 620-626.
- Wright DS, Demandt N, Alkema JT, Seehausen O, Groothuis TGG and Maan ME (2017). Developmental effects of visual environment on species-assortative mating preferences in Lake Victoria cichlid fish. *Journal of Evolutionary Biology* 30: 289-299.