

University of Groningen

## Times required for cavity preparation using ultrasonic tips

Özcan, Mutlu; Nergiz, Ibrahim; Pfeiffer, Peter; Tütüncü, Rengin

*Published in:*  
Int Poster J Dent Oral Med

**IMPORTANT NOTE: You are advised to consult the publisher's version (publisher's PDF) if you wish to cite from it. Please check the document version below.**

*Document Version*  
Publisher's PDF, also known as Version of record

*Publication date:*  
1999

[Link to publication in University of Groningen/UMCG research database](#)

*Citation for published version (APA):*  
Özcan, M., Nergiz, I., Pfeiffer, P., & Tütüncü, R. (1999). Times required for cavity preparation using ultrasonic tips. *Int Poster J Dent Oral Med*, 1(2), Poster 17.

### Copyright

Other than for strictly personal use, it is not permitted to download or to forward/distribute the text or part of it without the consent of the author(s) and/or copyright holder(s), unless the work is under an open content license (like Creative Commons).

The publication may also be distributed here under the terms of Article 25fa of the Dutch Copyright Act, indicated by the "Taverne" license. More information can be found on the University of Groningen website: <https://www.rug.nl/library/open-access/self-archiving-pure/taverne-amendment>.

### Take-down policy

If you believe that this document breaches copyright please contact us providing details, and we will remove access to the work immediately and investigate your claim.

*Downloaded from the University of Groningen/UMCG research database (Pure): <http://www.rug.nl/research/portal>. For technical reasons the number of authors shown on this cover page is limited to 10 maximum.*

## Times required for cavity preparation using ultrasonic tips

**Language:** English

**Authors:** Mutlu Özcan<sup>1</sup>, Ibrahim Nergiz<sup>2</sup>, Peter Pfeiffer<sup>3</sup>, Rengin Tütüncü<sup>3</sup>  
Universities of <sup>1</sup>Marmara-Istanbul, Turkey, <sup>2</sup>Hamburg and <sup>3</sup>Cologne, Germany

**Date/Event/Venue:**

10.03.99-13.03.99

77th General Session & Exhibition of the IADR

Vancouver

### Introduction

Minimal cavity preparation can be achieved with the use of ultrasonic tips.


### Objective

The purpose of this study was to evaluate the required time for opening the proximal cavities using three ultrasonic tips of different sizes and fine diamond inlay bur followed by ultrasonic tip.

## Material and Methods

Proximal cavity preparation (Tab. 1) with margins in enamel in 50 intact molars.

Cavity Preparation System
SONICSYS approx tips micro torpedo, size #2 and #3 (KaVo, Germany)
Siplus Instrument approximal U-shaped (Komet, Germany)
Piezon Cavity System 408, U-shaped (Electro Medical Systems, Switzerland)
Fine diamond inlay burs (Intensive, Switzerland) and finished with ultrasonic tips



## Results

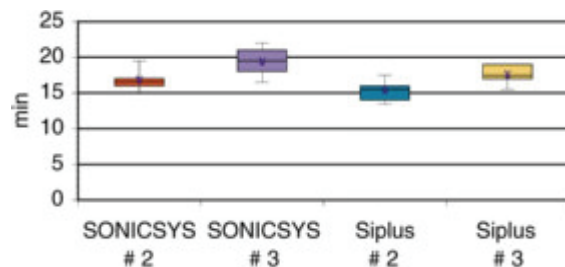


Fig. 5 Time required for cavity preparation using ultrasonic tips

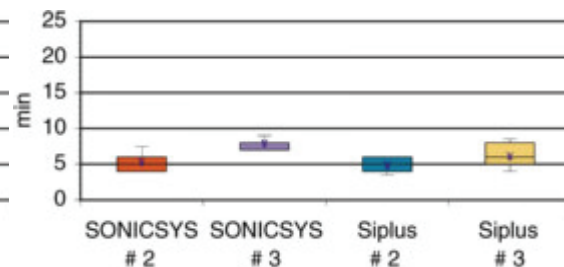
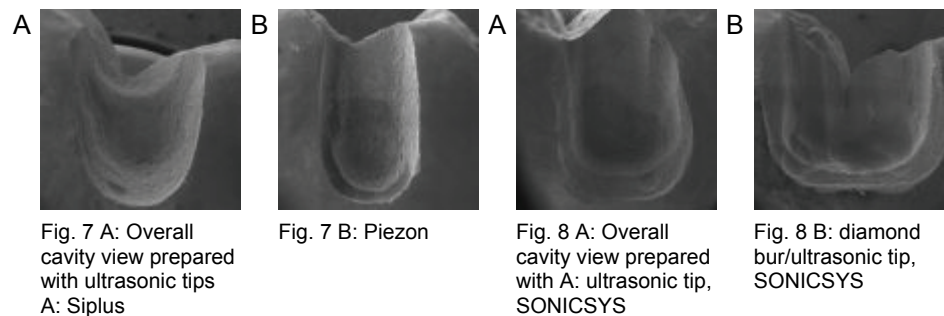


Fig. 6 Time required for cavity preparation using diamond bur/ultrasonic tip combinations

The mean time required for opening small cavities recorded with Siplus [15 min (range: 13-18 min)] was significantly longer ( $p > 0.05$ ) than with diamond bur/Siplus tip combination [5 min (range: 3-6 min)]. Opening the cavities with only SONICSYS tip size #2 took 17 min (range: 15-21 min) and size #3 took 19 min (range: 16-22 min), which were significantly longer than with diamond bur/SONICSYS tip size #2 [5 min (range: 4-8 min)] and size #3 combination [8 min, (range: 7-9 min)]. The mean time for opening the cavities recorded for Siplus tips of different sizes did not differ from the time for the corresponding sizes of SONICSYS tips ( $p > 0.05$ ). Piezon cavity system required the least time both with ultrasonic tips [10 min (range: 7-14 min)], and tips in combination with diamond burs [4 min (range: 3-5 min)].

## Discussion and Conclusions



Proximal cavity preparations with ultrasonic tips require more time than those with diamond bur ultrasonic tip combinations. Proximal cavities opened by means of fine diamond burs and finished with ultrasonic tips provide short chairside times which are similar to conventional preparation techniques.

*This Poster was submitted on 29.04.99 by Prof. Dr. Peter Pfeiffer.*

### Correspondence address:

*Prof. Dr. Peter Pfeiffer*  
Zahnärztl. Prothetik d. Univ.-Klinik Köln  
Kerpenerstr. 32  
D - 50931 Köln