

Nonlinear excitation of subcritical fast ion-driven modes

journal or publication title	Nuclear Fusion
volume	56
number	5
page range	056009
year	2016-04-13
URL	http://hdl.handle.net/10655/00012919

doi: 10.1088/0029-5515/56/5/056009



Nonlinear excitation of subcritical fast ion-driven modes

M. Lesur^{1,2}, K. Itoh^{3,4}, T. Ido³, S.-I Itoh^{1,4}, Y. Kosuga^{1,5},
M. Sasaki¹, S. Inagaki^{1,3}, M. Osakabe^{3,6}, K. Ogawa^{3,6},
A. Shimizu³, K. Ida^{3,6}, and the LHD experiment group

¹Research Institute for Applied Mechanics, Kyushu University, 816-8580 Kasuga, Japan

²Institut Jean Lamour, Université de Lorraine, 54506 Vandoeuvre-lès-Nancy Cedex, France

³National Institute for Fusion Science, 509-5292 Toki, Japan

⁴Research Center for Plasma Turbulence, Kyushu University, 816-8580 Kasuga, Japan

⁵Institute for Advanced Study, Kyushu University, 816-8580 Kasuga, Japan

⁶SOKENDAI (The Graduate University for Advanced Study), 509-5292 Toki, Japan

E-mail: maxime.lesur@polytechnique.org

Abstract. In collisionless plasma, it is known that linearly stable modes can be destabilized (subcritically) by the presence of structures in phase-space. The growth of such structures is a nonlinear, kinetic mechanism, which provides a channel for free-energy extraction, different from conventional inverse Landau damping. However, such nonlinear growth requires the presence of a seed structure with a relatively large threshold in amplitude. We demonstrate that, in the presence of another, linearly unstable (supercritical) mode, wave-wave coupling can provide a seed, which can lead to subcritical instability by either one of two mechanisms. Both mechanisms hinge on a collaboration between fluid nonlinearity and kinetic nonlinearity. If collisional velocity diffusion is low enough, the seed provided by the supercritical mode overcomes the threshold for nonlinear growth of phase-space structure. Then, the supercritical mode triggers the conventional subcritical instability. If collisional velocity diffusion is too large, the seed is significantly below the threshold, but can still grow by a sustained collaboration between fluid and kinetic nonlinearities. Both of these subcritical instabilities can be triggered, even when the frequency of the supercritical mode is rapidly sweeping. These results were obtained by modeling the subcritical mode kinetically, and the impact of the supercritical mode by simple wave-wave coupling equations. This model is applied to bursty onset of geodesic acoustic modes in a LHD experiment. The model recovers several key features such as relative amplitude, timescales, and phase relations. It suggests that the strongest bursts are subcritical instabilities, with sustained collaboration between fluid and kinetic nonlinearities.

PACS numbers: 52.35.Mw, 52.35.Sb, 52.35.Bj

1. Introduction

Subcritical instabilities, which circumvent linear theory, are ubiquitous in fluids and plasmas [1]. These include subcritical or submarginal turbulence, which is self-sustained nonlinearly. Subcritical, or submarginal turbulence, is observed in pipe flow, planar Poiseuille flow, and planar Couette flow, which is linearly stable at all Reynolds numbers [2]. In magnetized fusion plasmas, subcritical turbulence is predicted by theory for current-diffusive interchange turbulence [3], and drift-wave turbulence in slab geometry [4]. Subcritical excitation also concerns large-scale perturbations, such as Kelvin-Helmholtz instability [5, 6]. The formation of self-sustaining magnetic islands (neoclassical tearing mode) is a well-known example in magnetized fusion plasmas [7].

For this wide range of subcritical systems, the subcritical bifurcation originates from a fluid nonlinearity, or nonlinearity in real space. On the other hand, kinetic nonlinearities, or nonlinearities in the phase-space of particle distribution, play a crucial role in hot plasmas. In general, hot plasmas include modes with a wave-length much smaller than the collisional mean-free-path, which enable strong wave-particle resonances. In this regime, particles are free to explore the energy space. This often leads to the formation of structures in the phase-space of particle distribution. This is observed in a wide range of laboratory and space plasmas [8]. The most ubiquitous phase-space structure is a phase-space hole [9], a vortex-like negative phase-space density perturbation, which results from the localized self-consistent trapping of particles by their own electric potential. Phase-space structure formation is a kinetic nonlinearity, in the sense that it cannot be described by fluid models, unlike other nonlinearities such as higher harmonic generation, mode coupling, fluid vortex, etc. Theory predicts that these structures can tap free energy where wave excitation cannot, and lead to subcritical instabilities, where the kinetic nonlinearity enables the growth of a mode that is linearly damped [10, 11].

However, such subcritical growth requires a large-amplitude seed perturbation. Several scenarios could provide the seed for kinetic nonlinear growth of a linearly stable mode:

1. the presence of large thermal noise or an external source of wave excitation,

2. a hysteresic path from supercritical to subcritical regime, or
3. a transfer of energy from another, linearly unstable mode.

Previous works on kinetic subcritical instabilities assumed some initial, relatively large amplitude (at least, compared to thermal noise) perturbation [12, 13, 14] for the subcritical mode, corresponding to scenario 1. The hysteresic behavior, corresponding to scenario 2, was obtained in a COBBLES simulation, and will be the subject of a future paper. Another work explored an artificial scenario, where a seed phase-space hole is imposed at $t = 0$ [15].

In Ref. [16], a model was developed to explore the third scenario. The model combines the kinetic description of a linearly stable (subcritical) mode with the nonlinear fluid coupling with a prescribed linearly unstable (supercritical) mode. This can be seen as an extension of the Berk-Breizman (BB) model [17] to two interacting modes. The model suggests that the supercritical mode can provide a seed for the nonlinear growth of the subcritical mode. In this paper, we investigate two interesting regimes. In a first regime, of *successive fluid then kinetic growth*, the dormant subcritical mode is first triggered by fluid coupling to the supercritical mode, which allows it to reach amplitudes of the same order of magnitude as the supercritical mode. This amplitude is above the threshold for the conventional kinetic subcritical instability [12, 14], therefore the amplitude can keep growing by momentum exchange between the wave and phase-space structure(s). In a second regime, of *collaborative fluid-kinetic growth*, the subcritical growth is due to an uninterrupted collaboration between fluid and kinetic nonlinearities. This is a new kind of instability mechanism, where fluid and kinetic nonlinearities have similar (in amplitude) contributions to the mode growth. Contrarily to the mechanism developed in earlier theories [12, 14], the growth occurs much below the amplitude threshold, and without chirping.

As shown in Ref. [16], the model qualitatively reproduces an experimental observation, and interprets it as a subcritical instability with essential roles of both fluid and kinetic nonlinearities. In the latter reference, we analyzed an intriguing observation in the helical plasma of the LHD, which was described first in Ref. [18]. Bursts of Energetic

particle-driven Geodesic Acoustic Mode (EGAM) [19], with dynamical evolution of frequency (chirping) are routinely observed, with a 10 ms duration. Surprisingly, such a primary EGAM burst is sometimes accompanied by a secondary, stronger burst. The secondary burst has a 1 ms duration, and a peak amplitude that significantly exceeds that of the primary burst. Since the existence of the secondary burst appears to be tied to the primary burst, we call the primary (weaker, and chirping) burst as *mother mode*, and the secondary burst as *daughter mode*. The mother EGAM chirps from 50 kHz to 90 kHz. When it approaches 80 kHz, the daughter mode abruptly appears at ~ 40 kHz, with a growth rate one order-of-magnitude larger than the mother's. The amplitude increase of the daughter is so large (compared to the amplitude decrease of the mother) that it clearly violates the Manley-Rowe relations [20]. This suggests that the daughter is not excited by e.g. simple parametric coupling. In section 6, we summarize the relevant experimental conditions, and apply our model to a typical daughter burst as shown in Fig. 5. Our analysis suggests that the daughter mode is a subcritical instability, which is dormant until the mother excites it into the regime of collaborative fluid-kinetic growth. This was first reported in Ref. [16]. In this paper, we expand on the latter analysis of LHD experiment. We further discuss the applicability of the model to this experiment, and several caveats. We introduce scalar measures to quantify the comparison between experiment and simulation, and use them to analyze the robustness of the modeling with respect to input parameters, as well as to provide readily-testable predictions.

The main point of this paper, though, is to provide more theoretical basis for the reduced model (Section 2), explore different regimes (Sections 3 and 4), and clarify the underlying physics based on the behavior in simpler limits (Section 5).

2. Model

The model was introduced in Ref. [16]. Here, we expand on required assumptions, their justification or validity range, and what novel physics can be investigated by this model.

2.1. From 3D to 1D

In a toroidal device, the linear structure, linear frequency and linear growth rate of an energetic particle-driven mode is determined by 3D calculations. These linear properties evolve on a slow timescale of mean field evolution (~ 100 ms). However, the kinetic nonlinear effects, which induce chirping and subcritical instability, are linked with the evolution

Table 1. Analogies between a single wave in a 1D plasma, and a single EGAM in a 3D toroidal plasma.

	1D	3D
Angle	$kx - \omega t$	$\theta - \omega t$
Action	$m_i \frac{v-v^R}{k}$	$I \sim m_i \frac{v_{\parallel}-v_{\parallel}^R}{k_{\parallel}}$
Effective mass	$\frac{k^2}{m_i}$	$D \approx \frac{k_{\parallel}^2}{m_i}$
Electric potential	$\hat{\phi}$	$\hat{\phi}_1$
Electric field	E	E_{θ}

on a fast timescale (~ 1 ms). They can be treated perturbatively in a 1D model (the BB model) [21], by taking advantage of the timescale separation. This reduced 1D model is linked to the 3D mode by a perturbative expansion of a gyrokinetic Hamiltonian around a resonant surface in phase-space [22].

This procedure is applied to an EGAM in Appendix A. Here, we summarize how wave-particle interactions on a fast timescale may be approximated by a 1D model. Developing the perturbed 3D Hamiltonian H_1 for an EGAM, in the neighborhood of the flux surface of peak electric potential, yields, as a zeroth-order-in- $\partial H_0/\partial J_{\theta}$ approximation, and after substituting the resonance condition $\omega = m\omega_{\theta}$, a 1D Hamiltonian in a phase-space (θ, J_{θ}) . Here, J_{θ} is the canonical poloidal angular momentum. The latter 1D Hamiltonian is isomorphic to the Hamiltonian of a single sine wave in an electrostatic 1D plasma. In this sense, the physics of the 1D model, and that of the reduced 3D model, are analogous. Table 1 summarizes the analogy.

In this work, we consider the interaction of two modes. To treat the present problem, we split the electric field E between the two waves, $E = E_1 + E_2$, and introduce a hybrid model. The subcritical (daughter) mode (E_1) is treated by the kinetic 1D model, and the supercritical (mother) mode (E_2) is treated as a simple medium for nonlinear energy transfer. For E_2 , we prescribe the initial amplitude $Z_{2,0}$ and time-evolution of frequency $\omega_2(t)$. We assume that the impact of the mother on the particles near the resonant location of the daughter is negligible. This is a strong assumption, because there is a near-integer frequency ratio at the time of daughter burst. We encourage direct tests of this assumption by first principles. The interaction between the two waves is modeled by the equations for period doubling.

2.2. Model equations

We adopt a perturbative approach, and cast the equations for wave-particle interactions in a reduced form, which describes the time evolution of the

beam particles only [17]. The main hypothesis in this approach is that the bulk particles interact adiabatically with the wave, so that their contribution to the Lagrangian can be expressed as a part of the electric field. In this model, the linear frequency of the wave E_1 is fixed. Even when chirping occurs, ω_1 does not change. Chirping, when it occurs, is due to the nonlinear evolution of the amplitude and phase of E_1 , rather than the evolution of ω_1 .

The evolution of the energetic particle distribution, $f(x, v, t)$, in the neighbourhood of the resonance of the daughter mode E_1 , is given by a kinetic equation [17, 23],

$$\frac{\partial f}{\partial t} + v \frac{\partial f}{\partial x} + \frac{qE_1}{m} \frac{\partial f}{\partial v} = \frac{\nu_f^2}{k_1} \frac{\partial \delta f}{\partial v} + \frac{\nu_d^3}{k_1^2} \frac{\partial^2 \delta f}{\partial v^2}, \quad (1)$$

where $\delta f \equiv f - f_0$, and $f_0(v)$ is the initial velocity distribution.

The r.h.s. is a collision operator, where ν_f and ν_d are input parameters characterizing dynamical friction and velocity-space diffusion, respectively. This operator can be obtained by projecting a Fokker-Planck operator [24] that describes Coulomb collisions perceived by energetic ions, on the resonant phase-space surface [25, 26, 23].

The evolution of the two parts of electric field is given by

$$\begin{aligned} \frac{dZ_1}{dt} &= -\frac{m\omega_1^3}{4\pi q^2 n_0} \int f(x, v, t) e^{-i(k_1 x - \omega_1 t)} dx dv \\ &- \gamma_d Z_1 - i \frac{V}{\omega_1} Z_2 Z_1^* e^{-i\theta t}, \end{aligned} \quad (2)$$

$$\frac{dZ_2}{dt} = -i \frac{V}{\omega_2} Z_1^2 e^{i\theta t}, \quad (3)$$

where $E_j \equiv Z_j \exp[i(k_j x - \omega_j t)] + c.c.$, and n_0 is the total density.

The model above in the limit of no wave coupling ($V = 0$) was described in details in Ref. [17]. The perturbed current is obtained by assuming that energetic particles interact with a mode only if their velocity v_i is close enough to the mode's phase velocity $v_\phi = \omega_1/k_1$. Terms of the order of $(\omega_b/\omega_1)^2(v_i - v_\phi)/v_\phi$ are neglected. Here, $\omega_b = (|q|k_1|Z_1|/m)^{1/2}$ is the bounce frequency of particles deeply trapped into the potential well. This is a perturbative description, which does not take into account effects of the time-evolution of the bulk particle velocity distribution (assuming the bulk of particles interact adiabatically with the wave). In addition, this model assumes a constant total number of energetic particles.

The term proportional to γ_d is an external wave damping, which is a model for all linear dissipative mechanisms of the wave energy to the background plasma [17]. Since the time-scale of fast-particle evolution is much faster than background thermal populations evolution, these two dynamics

are decoupled. Hence we can reasonably treat the effects of background damping in this extrinsic way. We further assumed that all background damping mechanisms affect linearly the wave energy. Modeling all background damping mechanisms as an extrinsic, fixed linear damping on the wave is a strong assumption, whose validation requires significant theoretical advances in the understanding of these mechanisms. We must assume that γ_d does not depend neither on the wave amplitude, nor on the energetic population. In the case of frequency sweeping, the assumption is clearly violated if the nonlinear modification of frequency is of the order of the linear frequency. In particular, this may be an important issue if a chirping phase-space structure approaches the SAW continuum, where damping rate depends largely on the frequency. Therefore, application of this reduced model to energetic particle-driven MHD modes in toroidal plasmas is limited to cases where mode 1 is not, or only weakly, chirping.

We note that in this model, we split the electric field into two parts, and assume that there is one class of particles (distribution f) which does not interact with one of the two parts of the electric field. We consider a system composed of the two waves and the latter class of particles. In this sense, this model system is an open system. Therefore, the total energy of the system is not expected to be conserved. Furthermore, the term in γ_d is an extrinsic term of prescribed energy exchange with the 'outside world'.

2.3. Novelty of the model

Eqs. (2) and (3) both include a term that describes energy exchange between mother and daughter. The nonlinear interaction between GAMs (zonal flows) has been studied. The dominant interaction originates either from second-order coupling between vorticity and parallel velocity, as well as vorticity and density [27], or via higher-order modulation mechanisms of background turbulence [28, 29], when the conventional $\mathbf{v} \cdot \nabla \mathbf{v}$ nonlinearity is not efficient.

In both cases, the coupling takes a standard form, which depends on the coupling constant V , and the frequency mismatch $\theta \equiv \omega_2(t) - 2\omega_1$. This choice is guided by the experimental observation on the LHD [18], where a ~ 40 kHz daughter mode abruptly grows when the mother mode approaches ~ 80 kHz. This is not accidental because 1. this ratio of ~ 2 is observed in all bursts and in different plasma shots; and 2. the dynamics of period doubling has been demonstrated experimentally in the reference.

In this model, the linear frequency of the mode, ω_1 is fixed, but the frequency of E_1 can evolve nonlinearly due to the time-evolution of Z_1 . In contrast, ω_2 is a prescribed function of time, which is a model for the

nonlinear chirping of mode 2.

Eq. (3) does not include any dissipative term (no γ_d) nor driving term, because we assume a balance between external drive and external damping for simplicity. This assumption is consistent with the experiment we analyze in Sec. 6, given the timescale separation between evolutions of mother and daughter. Indeed, in the experiment, the timescale of evolution of the mother (~ 10 ms) is much slower than this of the daughter (< 1 ms), as long as the daughter's amplitude is less than half that of the mother's.

We extended the semi-Lagrangian kinetic code COBBLES [13] to solve the initial-value model described above. The velocity distribution f_0 is designed with a constant slope, which is measured by the linear drive $\gamma_{L0} = (\pi\omega_1^3)/(2k_1^2 n_0) \partial_v f_0$. Drive and damping are defined so that in the limit $V = \nu_f = \nu_d = 0$, the linear growth rate reduces to $\gamma_0 = \gamma_{L0} - \gamma_d$. The spatial and velocity grids have 128 and 2048 points, respectively. The simulation time-step width is $0.05\omega_1^{-1}$. To simulate thermal noise, we add to Z_1 a noise term $Z_{\text{noise}} e^{i\phi_r}$, where ϕ_r is a phase that is randomized at each time step. This is an important component of the modeling, since in our simulations, mode 1 is linearly damped and the quasi-resonance condition $|\theta| \ll \omega_1$ is only satisfied for a limited period of time. Without the noise, the amplitude of mode 1 would quickly decay to values orders-of-magnitudes below thermal noise, effectively disabling fluid coupling.

The input parameters of the model are summarized in Table 2, first and second columns. The third column gives reference values that are used in most simulations, apart from exceptions as mentioned later. The choice of reference values, and the meaning of the fourth and fifth columns, correspond to the LHD experiment, as will be explained in Section 6.

Throughout this paper, the frequency of the mother mode, ω_2 , is chosen as a linear function of time, $\omega_2(t) = 1.5\omega_1 + (d\omega_2/dt)t$. The model is consistent with other kinds of slowly-evolving ω_2 , but we impose this prescription in order to reduce the number of input parameters. The choice of constant slope can be seen as a first-order approximation based on the time-scale separation between the mother and the daughter, since we investigate the abrupt growth of the daughter rather than the slow evolution of the mother. The initial frequency mismatch $\theta(0) = -0.5\omega_1$ is arbitrary, but we have checked that the results do not depend on $\theta(0)$ (we have checked the range $\theta(0)/\omega_1 = -1.0$ to -0.4).

The extension of this model to three interacting modes is straightforward. However, a strong phase relationship between mode 1 and mode 2 in the experiment [18], suggests that the mechanism of energy exchange can be modeled by 2-waves coupling, without

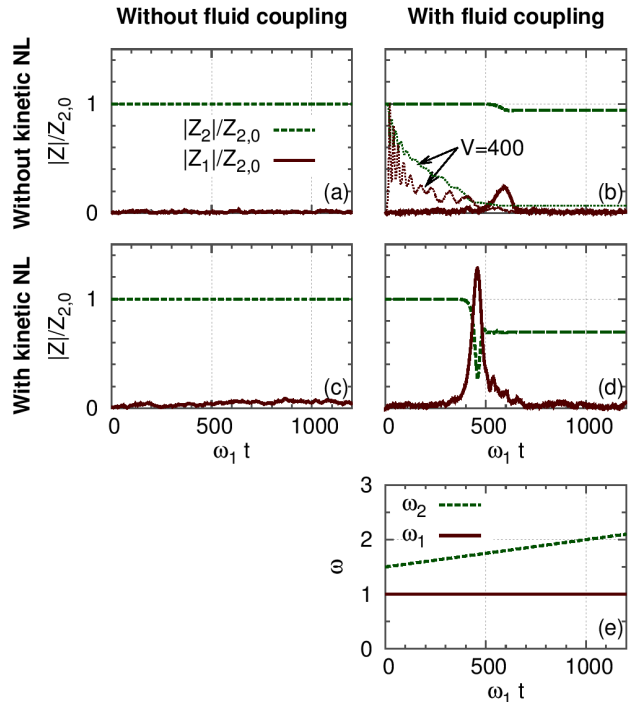


Figure 1. Time evolution of the amplitudes of modes 1 and 2 in simulations of the full model (d), without fluid nonlinearity ($V = 0$) for (a) and (c), and without kinetic nonlinearity (no term in $\int f f$ in Eq. (2)) for (a) and (b). The input parameters are given in Table 2. Thin dotted curves indicated by arrows in (b): case with increased coupling coefficient, $V = 400\omega_1^2/Z_0$.

introducing additional input parameters associated with a 3-waves model. In our simulations, the time-evolution of mode 1 is similar whether we adopt the 2-waves model or 3-waves model. Therefore, for the sake of clarity, we do not discuss the 3-waves model any further in this paper.

3. Fluid and kinetic nonlinearities

Equation (2) contains two nonlinear terms, which we refer to as kinetic nonlinearity (the term proportional to $\int f e^{-i(k_1 x - \omega_1 t)}$), and fluid nonlinearity (the term proportional to $V Z_2 Z_1^* e^{-i\theta t}$). Figure 1 summarizes the main message of this paper. It shows the time evolution of a subcritical mode 1 and a supercritical, chirping mode 2, obtained with the same input parameters, as listed in Table 2 (third column), with the following exceptions. The fluid nonlinearity is artificially disabled in the left column of the figure, and the kinetic nonlinearity is disabled in the top row of the figure. This figure shows that the fluid nonlinearity (b), and the kinetic nonlinearity (c), can work in collaboration (d) to drive a subcritical instability to relatively large amplitude. Figure 1(e) illustrates the fixed frequency ω_1 and the prescribed time-evolution

Parameter	Description	Value	Range	Independent estimation
γ_{L0}/ω_1	Linear drive of daughter	0.03	0.01 – 0.08	0.1 is supercritical [30]
γ_d/γ_{L0}	L. dissipation of daughter	1.03	1.01 – 1.7	$\gamma_L \approx \gamma_d$ hypothesis
ν_f/γ_{L0}	Collisional friction	0.067	0.003 – 0.3	Fokker-Planck, 0.068
ν_d/γ_{L0}	Collisional diffusion	0.53	0.3 – 1.5	Fokker-Planck, 0.44
VZ_0/ω_1^2	Fluid coupling coefficient	50	40 – 80	$\sim 10^{-2} - 10^2$ [29]
$Z_{\text{noise}}/Z_{2,0}$	Noise amplitude	0.06	$10^{-4} - 0.3$	Input from
$10^3 Z_{2,0}/Z_0$	Initial mother's amplitude	1	0.6 – 2.0	experimental
$\omega_1^{-2} d\omega_2/dt$	Mother's chirping rate	$5 \cdot 10^{-4}$	$10^{-4} - 10^{-3}$	data

Table 2. Input parameters of the model. Here, Z_0 is an arbitrary normalizing factor.

of ω_2 .

Let us make clear, that the message is not that fluid nonlinearity alone cannot drive a subcritical instability to relatively large amplitude. In fact, Fig. 1(b) includes, as dotted curves, a simulation with increased coupling coefficient, $V = 400 \omega_1^2/Z_0$. In this case, mode 1 reaches an amplitude similar to the initial amplitude of mode 2. However, it does so at the expense of an increased depletion of the energy of mode 1, and with a qualitatively different evolution, in terms of e.g. the timing of the growth phase. The latter timing, in particular, is crucial to interpret experiments. The message is, rather, that the presence of kinetic nonlinearity, everything else being equal, can significantly enhance the subcritical growth of a mode coupled to a supercritical mode.

4. Phenomenology

We are interested in a parameter range where the daughter mode is significantly destabilized, with important contributions from both fluid and kinetic nonlinearities. In this parameter range, we can discriminate two interesting regimes (perhaps non-exhaustively).

- (i) In one regime, the daughter growth is first triggered by wave-wave fluid coupling to the mother mode, which allows it to reach amplitudes of the same order of magnitude as the mother. This amplitude is above the threshold for the conventional kinetic subcritical instability, therefore the amplitude can keep growing by momentum exchange between the wave and phase-space structure(s). In this case, the daughter mode chirps significantly, and its amplitude can grow one or more order(s)-of-magnitude above the mother.
- (ii) In another regime, the daughter growth is due to an uninterrupted collaboration between fluid and kinetic nonlinearities. This is a new kind of instability mechanism, where fluid and kinetic nonlinearities have similar (in amplitude)

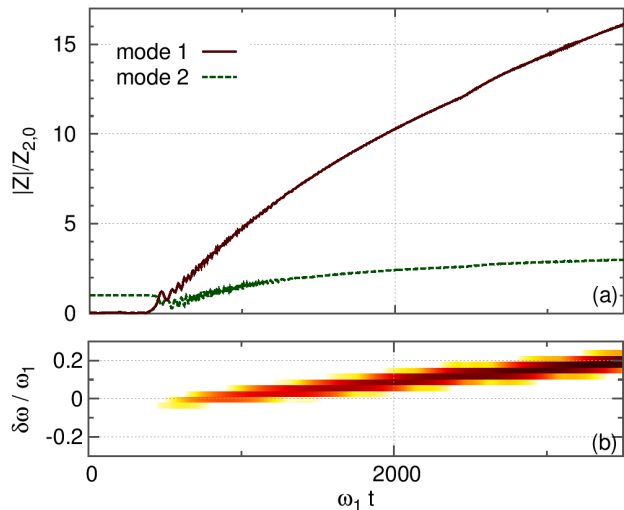


Figure 2. Time-evolution of modes 1 and 2 (a), and spectrogram of the total field (b), in a simulation in the regime of successive fluid then kinetic growth. Input parameters are $\gamma_{L0} = 0.03\omega_1$, $\gamma_d = 0.031\omega_1$, $\nu_f = 1.3\gamma_{L0}$, $\nu_d = 0.53\gamma_{L0}$, $V = 60\omega_1^2/Z_0$, $Z_{\text{noise}} = 0.06Z_{2,0}$, $Z_{2,0} = 10^{-3}Z_0$, and $d\omega_2/dt = 5 \times 10^{-4}\omega_1^2$ (same as Fig. 5, except for an order-of-magnitude larger ν_f).

contributions to the mode's growth. In this case, the daughter mode is not, or very weakly chirping, and its amplitude stays within the same order-of-magnitude as the mother. In Section 6, we interpret an experimental observation of EGAM in the LHD as an example of this subcritical instability.

Let us now describe the evidences that support the previous claims.

4.1. Successive fluid then kinetic growth

When, typically, $\nu_f \sim \nu_d$, subcritical instabilities can arise, even in the single-mode limit, if the initial amplitude is large enough [31]. In previous works [12, 13, 14], the kinetic subcritical instability was due to the growth of phase-space structures, and thus

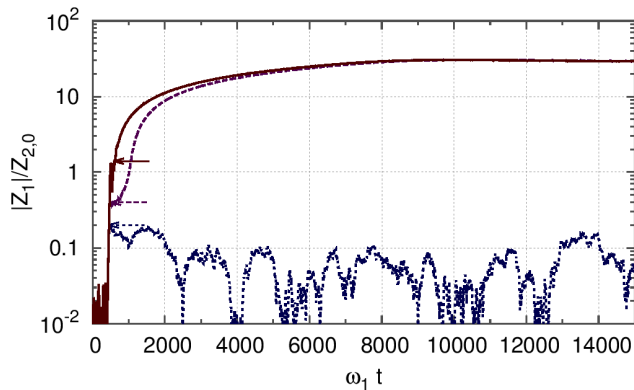


Figure 3. Time-evolution of the amplitude of mode 1 for the same parameters as Fig. 2, but where the fluid nonlinearity is switched-off at a time marked by an arrow for each simulation.

linked to chirping. In this case, we predicted that coupling to an unstable mode could provide the seed perturbation required for subcritical growth [15]. This is indeed what we observe with the present two-modes model.

Fig. 2 shows a typical simulation in this regime. We observe a subcritical instability of mode 1, and the amplitude grows to values much larger than the initial amplitude of mode 2. Meanwhile, as can be seen in the spectrogram (b), the frequency of mode 1 chirps significantly. When $\delta\omega/\omega_1 \approx 20\%$, we stop the simulation, because an assumption of the model breaks down. Namely, in the simulation, the phase-shift θ is calculated by assuming that ω_1 stays nearly constant.

Once fluid nonlinearity pushes the daughter amplitude to a large enough level, the subcritical instability is readily interpreted by the mechanism developed in Ref. [14]. Namely, the electric field of the daughter traps particles in a phase-space vortex, which is large enough to grow nonlinearly by climbing the positive velocity gradient of particle distribution.

This interpretation is further supported by the following numerical experiment. We switch off the fluid nonlinearity when the amplitude reaches a preset value. Fig. 3 shows the time evolution of three simulations with the same input parameters, except for a different preset amplitude of switch-off. When the switch-off amplitude is larger than $|Z_1|/Z_{2,0} \approx 0.3$, the growth of mode 1 continues to much larger levels. This shows that the fluid nonlinearity is not necessary after an initial part of the growth phase. This, along with previous knowledge, indicates that fluid and kinetic nonlinearities can act in a successive manner to yield a subcritical instability.

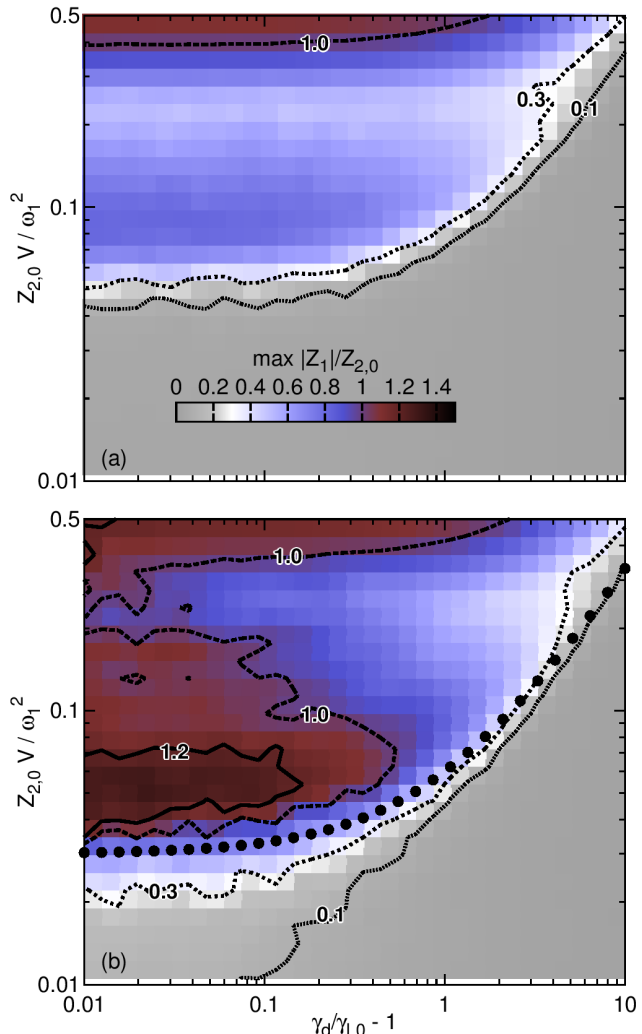


Figure 4. Nonlinear stability diagram for the daughter mode without (a) and with (b) the kinetic nonlinearity. Peak amplitude of the daughter mode as a function of both the distance from linear stability, and the coupling coefficient. The white area corresponds to the stability threshold in a sense, which will be explained at the end of Section 5.1. Plain circles in (b) show the threshold derived in Ref. [32].

4.2. Collaborative fluid/kinetic nonlinearity

When, typically, $\nu_f \ll \nu_d$, the single-mode model features no subcritical instability, even for large initial amplitude of perturbation [31]. In the two-modes case, significant subcritical instability requires a combination of fluid and kinetic nonlinearities. This new hybrid fluid-kinetic subcritical instability is illustrated in Fig. 4, which compares the stability of the daughter without (a) and with (b) the kinetic term in Eq.(2). In this figure, the stability of the daughter, for a fixed chirping rate, is represented in a two-dimensional parameter space $(\gamma_d - \gamma_{L0}, V)$. Here, $\gamma_d - \gamma_{L0}$ is used as a measure of distance from linear

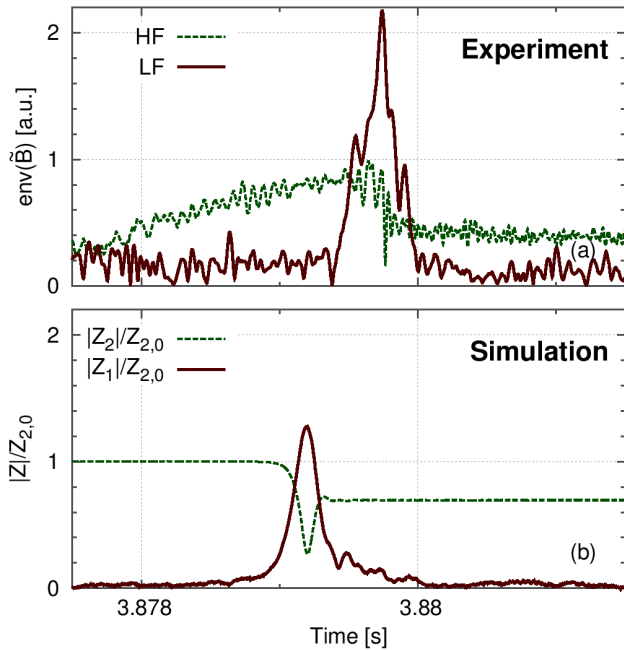


Figure 5. Comparison of the evolution of perturbation between the experiment and the simulation. (a) Time evolution of magnetic perturbation, filtered into low (LF) and high frequency (HF) components. Here, “env” refers to the envelope. (b) Time evolution of the amplitudes of modes 1 and 2 in the simulation.

marginal stability. Fig. 4 shows in color code the peak amplitude of the daughter mode, in this parameter space. Each point is the result of an ensemble average over 8 simulations with identical input parameters (the statistical variations are due to the random noise). We observe that the unstable region ($\max |Z_1|/Z_{2,0} \sim 1$) is significantly extended to lower V in the parameter space of $(\gamma_d - \gamma_{L0}, V)$. In Ref. [32], a threshold condition has been derived analytically for the onset of abrupt daughter growth, as $Z_{2,0}V/\omega_1 > \gamma_d$. It is shown by a series of circles in Fig. 4 (b). There is a good qualitative agreement with the stability threshold in the simulations, especially near linear marginality.

Fig. 5(b) shows a typical simulation of the collaborative fluid/kinetic subcritical instability. We will describe in Section 6 how this particular simulation is related to the LHD experiment shown in Fig. 5(a).

Fig. 6 shows snapshots of the perturbed distribution function, at the time of maximum growthrate (a), at the time of peak amplitude (b), and at the time of maximum decay (c) of the daughter mode. We observe that mode 1 is not significantly chirping during its growth, and only slightly chirping (by less than 10%) during its decay. Indeed, the perturbation of particle distribution at the time of peak amplitude (b) is centered around the resonant velocity, and apparently corresponds to a non-chirping BGK. We then observe accelerating holes and decelerating bumps, but only later,

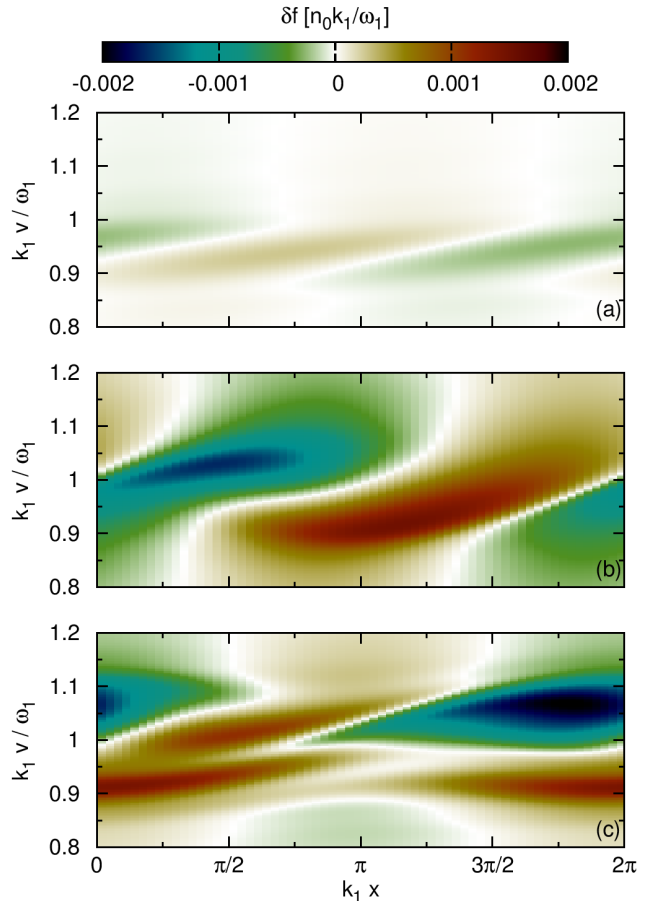


Figure 6. Snapshots of the perturbed particle distribution function in phase-space, at three consecutive times of the daughter mode’s evolution: (a) time of maximum growth-rate, (b) time of peak amplitude, and (c) time of maximum decay.

during the decay of daughter amplitude (c). Therefore, the usual mechanism of kinetic subcritical growth, namely the acceleration of phase-space hole(s), is not responsible for the instability in this regime.

We can make a stronger statement, namely, that it is the sustained collaboration between fluid and kinetic nonlinearities that enable the subcritical growth in this regime. Indeed, in contrast with the results of Fig. 3 in the previous regime, $|Z_1|$ quickly decays back to noise level if we artificially disable the fluid nonlinearity at any point during the simulation.

Let us give more details about the mechanism of hybrid fluid-kinetic nonlinearity. It is convenient to describe the three terms in the r.h.s. of Eq. 2 as kinetic term (with the integral), dissipative term (with γ_d), and coupling term (with V), respectively. The time evolution of the real part of these three terms is shown in Fig. 7(b), for a simulation with the same input parameters as the simulation in Fig. 5(b). During daughter growth, the dissipative and coupling terms are nearly locked in phase, with an opposite sign

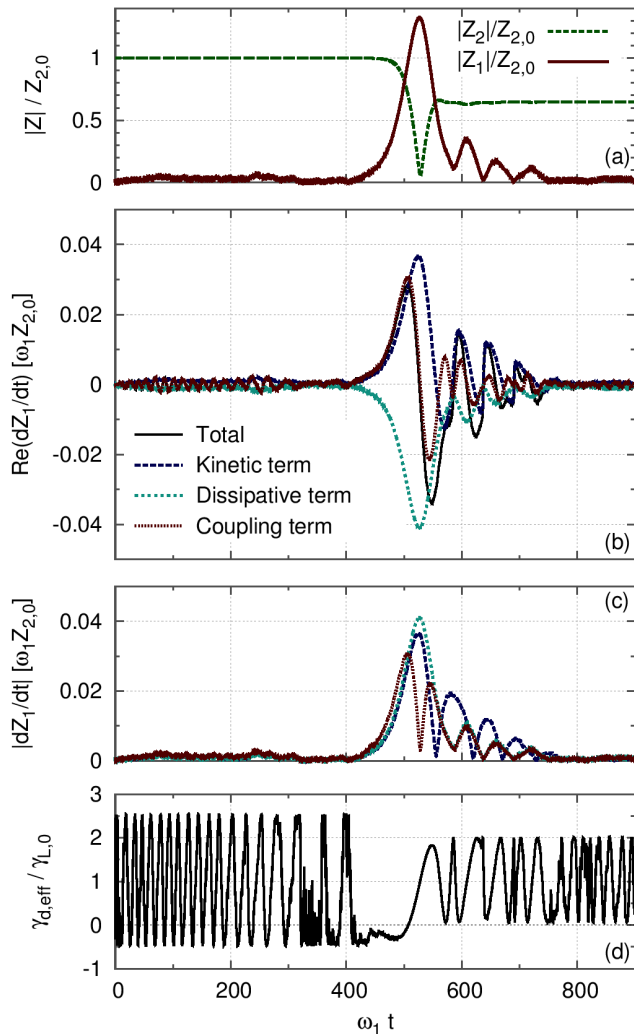


Figure 7. Collaboration of fluid and kinetic nonlinearities. (a) Time evolution of the amplitudes of the two modes. Time evolution of the real part (b) and the absolute value (c) of the three terms in the r.h.s. of Eq. (2). (d) Time evolution of the effective damping rate, $\gamma_{d,\text{eff}}$, normalized to γ_{L0} .

for the amplitude. We have indeed verified directly in our simulation that the phase difference between dissipation and coupling terms stays between 1.2π and 1.3π during the growth. Therefore, the coupling acts as an effective reduction of dissipation. The kinetic term is in phase with the dissipative term. In amplitude, all three terms are comparable, as shown in Fig. 7(c). Therefore, the sum of three terms approximately results in a real, positive growth rate $\sim \gamma_d \sim \gamma_{L0}$. This can also be seen by defining an effective damping rate,

$$\gamma_{d,\text{eff}} = \gamma_d + \text{Re} [i(V/\omega_1)Z_2 Z_1^* Z_1^{-1} e^{-i\theta t}]. \quad (4)$$

The time evolution of $\gamma_{d,\text{eff}}$ is shown in Fig. 7(d). The main growth occurs when $\gamma_{d,\text{eff}}$ stays below γ_{L0} .

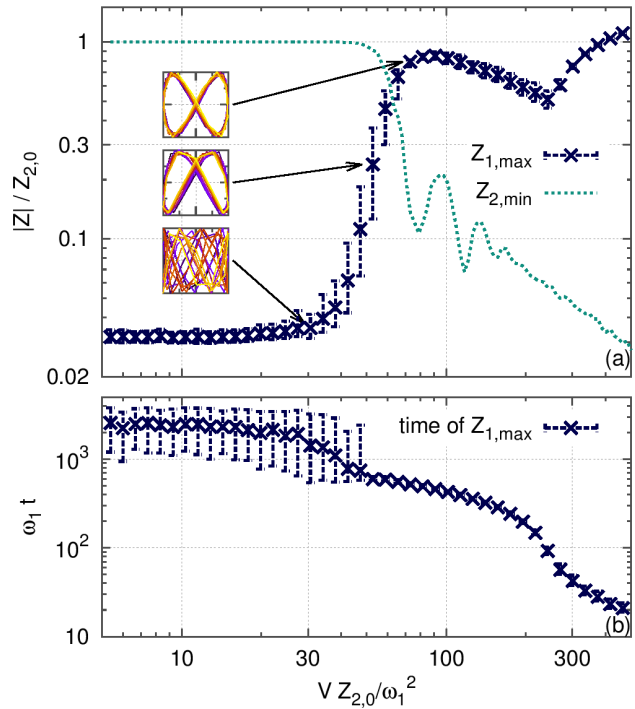


Figure 8. Impact of the coupling coefficient V in the fluid limit. (a) Maximum amplitude of daughter mode, and minimum amplitude of mother mode. (b) . Error bars correspond to the top of lower quartile, and bottom of upper quartile, of 128 ensembles. Insets: Lissajous diagrams for (Z_1, Z_2) , at $V = 34, 53$ and $73 \omega_1^2/Z_{2,0}$

5. Simple limits

In this Section, let us consider two simpler limits. In the fluid limit, the kinetic nonlinearity (the term proportional to $\int f e^{-i(k_1 x - \omega_1 t)}$) is neglected. In the kinetic limit, the fluid nonlinearity (the term proportional to $V Z_2 Z_1^* e^{-i\theta t}$) is neglected.

5.1. Fluid limit

In the fluid limit, the integral in the rhs of Eq. (2) is dropped, and Eq. (1) can be ignored.

The theory in the dissipation-less ($\gamma_d = 0$) and chirp-less ($d\theta/dt = 0$) limit, is very well understood. Here, we investigate the coupled evolution of two modes in the presence of both finite dissipation, and finite chirping. We choose $\gamma_d = 0.031\omega_1$, $d\theta/dt = 5 \times 10^{-4}\omega_1^2$, and noise level $Z_{\text{noise}}/Z_{2,0} = 0.03$, because these values are used later in modeling the experiment. Fig. 1(b) is an example of such a situation, with $V = 50\omega_1^2/Z_{2,0}$. Fig. 8 shows the impact of the remaining free parameter, i.e. the coupling coefficient V . There are two striking features, which contrast with the dissipation-less chirp-less case.

- There is a sharp transition between stability ($Z_{1,\text{max}} \sim Z_{\text{noise}}$) and instability ($Z_{1,\text{max}} \sim Z_{2,0}$).

- The relation between peak amplitude and coupling constant is non monotonous.

Fig. 8(a) includes Lissajous diagrams ($\text{Re } \tilde{Z}_1/|Z_1|$ against $\text{Re } \tilde{Z}_2/|Z_2|$, where $\tilde{Z}_j \equiv Z_j e^{-i\omega_j t}$) for three values of V , just below, at, and just above, the threshold value. Phase-locking occurs at and above the threshold. This suggests that the sharpness of the transition may be linked to a synchronization phenomenon.

The frequency ratio at the onset of daughter burst can be quite far from 2. For $V = 53$, where phase-locking is observed, $\omega_2/\omega_1 = 1.77$ at the time of maximum growth. Therefore, note that phase-locking does not necessarily implies a ratio of 2.

Note that for large values, $V > 400 \omega_1^2/Z_{2,0}$, the daughter amplitude can become larger than the mother amplitude, without the help of the kinetic nonlinearity. However, in this case, the mother amplitude drops to 3% of its initial amplitude. This drop, and the timing with respect to the prescribed evolution of ω_2 (see Fig. 1(b), dotted curves), are inconsistent with the experiment we interpret in Section 6.

Note that, since the peak amplitude is sensitive to V , one can loosely define the unstable region as a regime where the daughter reaches amplitudes comparable or much greater than the mother ($\max |Z_1|/Z_{2,0} \sim 1$), and the stable region as the counterpart ($\max |Z_1|/Z_{2,0} \ll 1$). In this sense, the white region in Fig. 4, where $\max |Z_1|/Z_{2,0} \approx 0.3$, corresponds to the stability threshold.

5.2. Single mode limit

The system of Eqs. (1)-(2), in the single mode ($V \rightarrow 0$) limit, describes the subcritical excitation of an isolated mode E_1 [12]. In this case, Landau damping generates a seed phase-space structure, whose growth rate can be positive if the growth due to momentum exchange overcomes decay due to collisions [14], which yields a threshold in initial, or noise amplitude.

Fig. 9(a) shows time-series of electric field amplitude ω_b for different initial amplitudes. The input parameters are $\gamma_d/\gamma_{L0} = 1.05$ and $\nu_f/\gamma_{L0} = \nu_d/\gamma_{L0} = 0.12$ which correspond to a linearly stable system. Fitting an exponentially decaying function to the simulation for small enough amplitude and at large enough t , we obtain the linear growth rate $\gamma_0 = -0.045 \gamma_{L0}$. Here, in the initial condition we apply a small perturbation, $f(x, v, t = 0) = f_0(v)(1 + \epsilon \cos k_1 x)$, and the initial value of Z_1 is given by solving Poisson's equation.

However, for parameters relevant to typical instabilities in fusion plasmas, the threshold is much larger than thermal noise. Fig. 1(c) is an example of such a situation. In fact, in the single mode ($V \rightarrow$

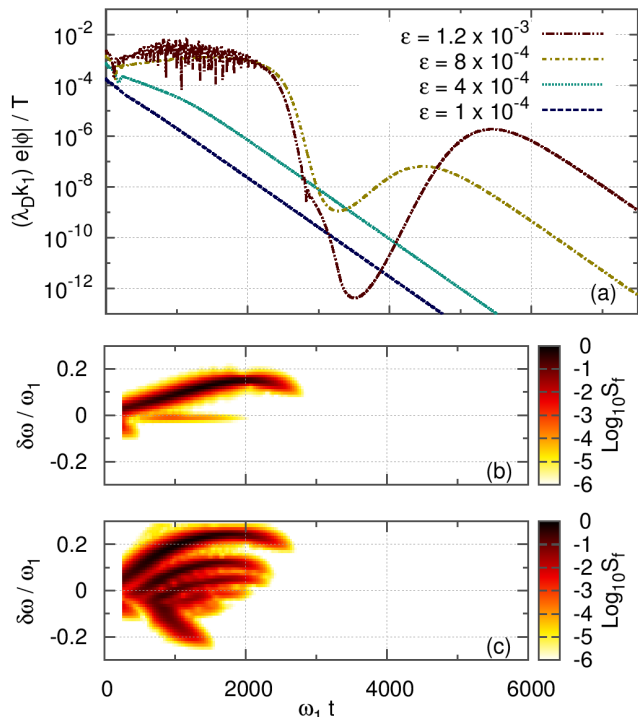


Figure 9. Time-evolution (a) and spectrograms (b) and (c) of electric potential for different initial amplitude of perturbation. The initial amplitude in (b) and (c) are $\epsilon = 8 \times 10^{-4}$ and $\epsilon = 1.2 \times 10^{-3}$, respectively.

0) limit, there is no subcritical instability unless we apply an artificially large initial perturbation or unless effective collisional drag is large enough, roughly $\nu_f > \nu_d$. This highlights the importance of the collaborative fluid/kinetic nonlinearity.

6. Interpretation of LHD experiment

Bursts of Energetic particle-driven Geodesic Acoustic Mode (EGAM) with dynamical evolution of frequency (chirping) are routinely observed in tokamaks and stellarators. Surprisingly, as was reported in Ref. [18], an EGAM burst, with a 10 ms duration, is sometimes accompanied by a stronger burst, with a 1 ms duration, and up to twice the amplitude of the weaker burst. In Ref. [16], we have used the above model to analyze this observation. In this section, we provide more details on the latter analysis. We justify our assumption of fixed spatial profile of the daughter during its growth, based on experimental measurements. We discuss the role of the GAM continuum, and of the weak broadband signal, which is observed at the time of daughter growth. To allow quantitative analysis, we introduce scalar measures of the main properties of the daughter burst. These scalar measures are used to analyze the robustness of the modeling with respect to

input parameters. Furthermore, observed correlations between these scalar measures provide readily-testable predictions.

6.1. Modeling the experiment

We concentrate on the LHD experiment, shot #119729, at $t \approx 3.88$ s. The local plasma parameters around the radial location of mode 1 ($r_1 \approx 0.06$ m) are $B_0 \approx 1.375$ T, $T_i \approx 0.5 - 1$ keV, $T_e \approx 4$ keV, $n_e \approx 10^{18} \text{ m}^{-3}$, and $q \approx 2.5$. The ion species is hydrogen. The energetic particles originate from tangential NBI with $E_b = 175$ keV, and tangential major radius $R_T = 3.7$ m. The major radius of magnetic axis is $R_0 = 3.75$ m.

The density of energetic particles has not been measured in this experiment, but we may estimate the ratio between fast ions pressure β_h and thermal plasma pressure β or thermal ion pressure β_i , to help situate the experimental conditions in terms of dimensionless parameters (although this is not used in any of the calculations in this paper). The density of energetic particles can be estimated [19] from the absorbed NBI power $P_{\text{NBI}} = 140$ kW as $n_{\text{NBI}} \approx 2 \times 10^{16} \text{ m}^{-3}$, if we assume that the particle confinement time of the injected fast ions is ≈ 0.1 s. Then, $\beta_h/\beta \approx 0.7 - 0.8$, and $\beta_h/\beta_i \approx 3.5 - 7$.

Fig. 5(a) shows the time evolution of the magnetic perturbations. Here, the signal from the Mirnov coil has been filtered into a low frequency (LF, $f = 30 - 50$ kHz) component for the daughter mode, and a high frequency (HF, $f = 60 - 95$ kHz) component for the mother mode. From experimental measurements [18], the electric potential of the daughter mode is located in the core region, with a rather broad structure, $\Delta r/a \sim 0.5$, centered around $r/a \approx 0 - 0.1$. The spatial configuration agrees with this of a GAM. The toroidal mode number is $n = 0$. The poloidal mode number is dominantly $m = 0$ for the electric potential fluctuation, and $m = 1$ for the density fluctuation (up-down anti-symmetric).

Since the spatial 3D structures of mother and daughter are very similar [18], we ignore the radial inhomogeneity, and study the ratio between mother and daughter amplitudes of magnetic perturbation. As measured by heavy-ion beam probe, the profile of electric potential (normalized by the peak amplitude) in the core is unchanged during the rapid growth of daughter mode in experiments. As for the outer region, the profile is inferred from the ratio between measured electric potential and amplitude of magnetic field perturbations. The latter ratio for the daughter is unchanged during the growth in experiments. These indicate that the spatial profile of the mode is nearly unchanged during the growth. This is consistent with our simple 1D model with constant

input parameters. To relate the electric field in the simulation with the Mirnov coil signal, we assume a linear relationship between $|\tilde{\phi}|$ and $|\tilde{B}|$, which is consistent with experiment [19].

The dynamical change of frequency of the mother mode (mode 2), around the time of the burst of the daughter mode (mode 1), is modeled as a linear increase, with $d\omega_2/dt = 5 \times 10^{-4} \omega_1^2$, where $\omega_1 = 2\pi f_1$ and $f_1 = 43$ kHz. Here, f_1 is obtained from reading the frequency of the peak in the spectrum of measured magnetic fluctuations at the time of maximum amplitude of the daughter.

We use four scalar measures to objectively characterize the evolution of the daughter:

- (i) the maximum instantaneous growth rate γ ,
- (ii) the normalized peak amplitude, $A \equiv \max |Z_1|/Z_{2,0}$,
- (iii) a scalar τ that measures the duration of daughter burst, and
- (iv) the ratio $R^\omega \equiv \omega_2(t_{\text{growth}})/\omega_1$ between mother and daughter frequencies at the time t_{growth} of largest growth of the daughter.

Here, the duration τ of the daughter burst is defined as

$$\tau \equiv \frac{1}{Z_{2,0}} \int |Z_1| S(|Z_1|) dt, \quad (5)$$

where $S(|Z_1|) = 1$ if $|Z_1| > Z_{\text{noise}}$, 0 else. For the experiment, we measure growth rate $\gamma = 1.2 \times 10^4 \text{ s}^{-1}$, amplitude $A = 2.17$, duration $\tau = 0.6$ ms, and frequency ratio $R^\omega = 1.9$. Note that R^ω is slightly below the perfect frequency matching condition $R^\omega = 2$.

We scanned the parameter space (γ_{L0} , γ_d , ν_f , ν_d , V). We identified a finite region of the parameter space where γ , A , τ and R^ω in the simulation are in reasonable agreement with the experimental values. The experimental observation could also be reproduced by a wider range of input parameters (Z_{noise} , $Z_{2,0}$, and $d\theta/dt$). Fig. 5(b) shows the time evolution of the amplitudes $|Z_1|$ and $|Z_2|$ in the simulation. In Figure 5, time is scaled from normalized units to seconds by the coefficient ω_1 , and shifted in such a way that simulation and experiment are synchronized on the instant where $\omega_2(t)/\omega_1 = 1.5$, which we choose arbitrarily as the beginning of the simulation, as explained in subsection 2.3. For example, the beginning of the simulation here is at $t = 3.8775$ s. Table 2 lists each input parameter (first and second columns), and its value used in the simulation of Fig. 5(b) (third column). In this simulation, we measure growthrate $\gamma = 1.4 \times 10^4 \text{ s}^{-1}$, amplitude $A = 1.34$, duration $\tau = 0.6$ ms, and frequency ratio $R^\omega = 1.8$. In addition to these four scalars, the simulation agrees qualitatively with the experiment in the sense that the daughter mode is only very slightly chirping ($\delta\omega/\omega_1 < 10\%$,

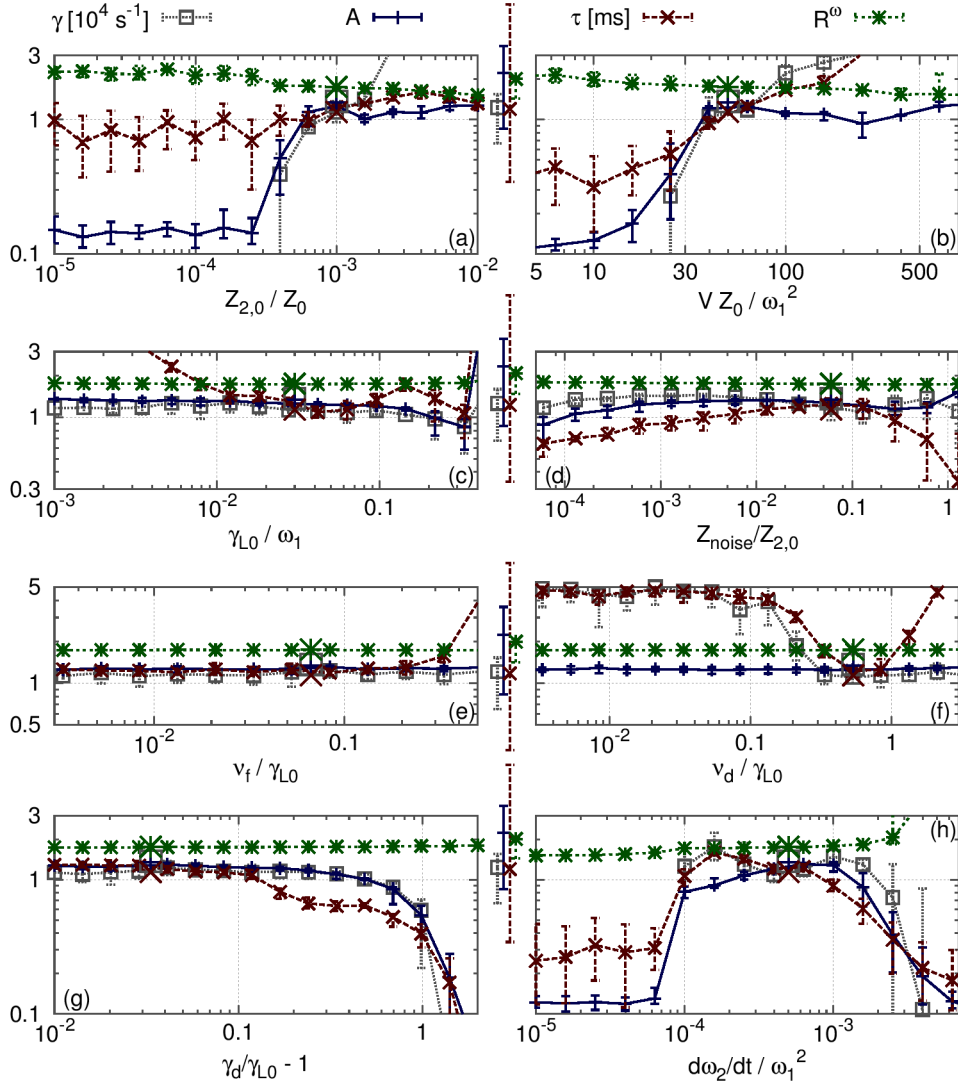


Figure 10. Impact of input parameters and free parameters of the model on the evolution of the daughter burst, in terms of the maximum instantaneous growth rate (γ [10^4s^{-1}]), normalized peak amplitude (A), duration of daughter burst (τ [ms]), and ratio of frequencies at the time of maximum growth (R^ω). The values for the selected simulation of Fig. 5 are shown by 4 larger symbols in each subplot. The values for the burst observed at $t \approx 3.88\text{s}$ in the experiment are shown by points between the two columns of subplots, accompanied by vertical errorbars indicating the minimum and maximum value among the five daughter bursts observed in LHD shot #119729. Impact of: initial amplitude of the mother mode (a), coupling constant (b), linear drive of the daughter mode (c), noise level (d), collisional drag (e), collisional diffusion (f), distance from linear marginality (g), and chirping rate of the mother mode (h).

as measured by tracking perturbations in the particle distribution), even though strongly chirping daughter mode is allowed in the model (self-consistently, albeit not consistently with physical assumptions). The lack of chirping of the daughter mode validates, a posteriori, our assumption of fixed ω_1 in the frequency mismatch θ used for computing the wave-wave coupling terms.

Furthermore, the mother/daughter phase locking, which was discovered in Ref. [18], is qualitatively captured by numerical simulations, as shown in Ref. [16]. Therefore, we have shown that our model is able to qualitatively reproduce the nonlinear evolution

of the daughter, in terms of amplitudes, timescales, and phase locking. We do not pretend to recover quantitatively from first principles the features of the daughter, neither to reproduce the combined evolution of both mother and daughter, but rather suggest the combined fluid-kinetic subcritical instability as a candidate mechanism for the strongest EGAM bursts in the LHD.

In our analysis, we have prescribed the time evolution of mother frequency $\omega_2(t)$ with constant chirping rate. As a caveat, this prescribed evolution ends when $|Z_1| \sim |Z_2|$. Indeed, in the experiment,

the ratio ω_2/ω_1 increases very rapidly, but almost linearly, from 1.9 to 2.0, within a 0.2ms span during the daughter growth. The model, by its design, is unable to recover this apparent synchronization mechanism. However, the ratio of 2.0 is not reached before the very end of daughter growth. This indicates that the synchronization may not be a key aspect of the instability mechanism, although it may be a key aspect of the full dynamics of coupled modes. We can speculate that, although a ratio of 2.0 may be key in a quasi-stationary state, here the resonance condition may be broadened due the large growth rate of the daughter. Indeed, the daughter growth rate is $\gamma_1/\omega_1 \sim 1/20$, therefore a ratio $\omega_2/\omega_1 \sim 1.9$ (neglecting the broadening of the mother) could allow the resonance between mother and daughter. In other words, given the observed phase-locking during the growth phase, it appears that the rapid time evolution of Z_1 overcomes the finite frequency mismatch $\theta = \omega_2 - 2\omega_1$ in $Z_1^* e^{-i\theta t}$.

The role of the GAM continuum merits to be discussed. Unfortunately, there are large uncertainties in the measurements of T_i (measured by a neutral particle analyzer, integrated over a line of sight) and T_e (the uncertainty is of the order of 100% because of the very low density). Here T_e is important because $T_e \gg T_i$ in this experiment. Therefore, an accurate calculation of the GAM continuum, or even of the local GAM frequency, is left as an open issue. However, a rough estimation with rotational transform $\iota(r) = 0.35 + 0.85(r/a)^3$, and temperature profiles peaking at $r = 0$ below 1keV for T_i (measurements indicate a 0.5 – 1keV range), and around 4keV for T_e , suggests that both daughter and mother may probably be above the GAM continuum.

In addition to the mother and the daughter, a weak, broad (30 – 160 kHz) signal appears in the spectrogram at 3.87955 – 3.87985s, which corresponds to the time of daughter growth. It appears to result from a parametric coupling of both mother and daughter with another mode, with a frequency in the range 10 – 15 kHz, which is present even before the mother is destabilized. Parametric coupling is speculated based on the relationship between frequencies of peaks, observed in the spectrum of \tilde{B} at $t = 3.8797$ s. By design, this additional physics is not captured by the present model. Its impact on mother and daughter may be negligible, since the amplitude of this mode is one order-of-magnitude below the amplitude of the daughter.

Reproducing the self-consistent coupled evolution of both mother and daughter is a relevant challenge that we leave for future work. This would require either solving a more advanced model, with two kinetic equations and two field equations, after obtaining the coupling term between Z_1 and Z_2 from 3D kinetic

equations ; or another approach altogether, such as full 3D gyrokinetic simulation. Here we focused on the instability mechanism of the daughter mode.

6.2. Impact of input parameters

The model includes a priori 8 input parameters (assuming that the chirping rate $d\theta/dt$ for the mother mode around the onset of daughter is a constant). Here we describe the sensitivity, and the experimental and theoretical basis for these parameters.

We have conducted a sensitivity analysis, where we vary each input parameter, everything else being equal, and measure the impact on the time evolution of the daughter mode. Fig. 10 shows the impact of each parameter. The fourth column (*Range*) of Table 2 lists for each parameter the range (everything else being equal) where the simulation is in qualitative agreement with the experiment. Note that the evolution of the daughter is mostly sensitive to γ_{L0} , ν_d , V , $Z_{2,0}$ and $d\omega_2/dt$.

The fifth column of Table 2 lists estimations from independent methods when available. Two of the five sensitive parameters, $Z_{2,0}$, $d\omega_2/dt$, as well as Z_{noise} , are input from experimental data. another sensitive parameter, ν_d , as well as ν_f , can be obtained from experimental measurements, by projecting the Fokker-Planck collision operator on the resonance surface of the daughter [25, 26], including the significant impact of impurities [23]. We use the local plasma parameters around the radial location of the daughter as given above, and a magnetic shear $S = 0.2$. In addition, we assume carbon impurities with $T_C = T_i$ and $Z_{\text{eff}} = 2$. We obtain $\nu_f/\gamma_{L0} \approx 0.068$ and $\nu_d/\gamma_{L0} \approx 0.44$, which are 1% and 17%, respectively, below the parameters of the simulation shown in Fig. 5(b).

There remain two parameters with significant impacts: 1. the slope of energetic particle distribution, parametrized by γ_{L0} , and 2. the coupling coefficient V . For 1., it was shown that the order of magnitude $\gamma_{L0}/\omega_1 \sim 0.1$ is relevant for linearly unstable EGAMs on similar LHD plasmas [30], which suggests that 0.03 is relevant for linearly stable EGAMs. For 2., substituting the parameters of the experiment into Eq. (35) of Ref. [29] yields an estimate $Z_0 V/\omega_1^2 \sim 10^{-2} - 10^2$ which is sensitive to the radial wave number of the GAM, but not inconsistent with our simulation. Thus, V is a key parameter, with a finite range that reproduces the experiment, but with poor theoretical guide. Therefore, quantitative deduction of V from first principles is encouraged.

6.3. Predictions

The model provides the following predictions, which are open to future experimental test.

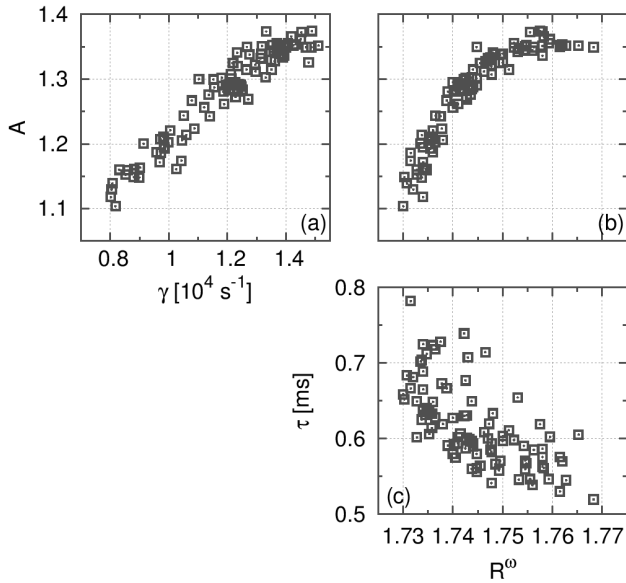


Figure 11. Correlations between scalar measures of daughter evolution. The parameters are the same as used in Fig. 5.

1. The ratio between the mother and the daughter mode can become much larger, $|Z_1|/|Z_2| \gg 1$, and the daughter mode exhibit strong chirping, $\Delta\omega_1 \sim \omega_1$, if the regime of successive fluid-kinetic subcritical instability is reached.

2. Since the best limit for driving a subcritical instability is $d\omega_2/dt \rightarrow 0$, and in this case, we observed no nonlinear instability for $\gamma_d > 2\gamma_{L0}$, we predict that there won't appear any subcritical instability with $\gamma_d \gg \gamma_{L0}$.

To make further predictions, it would be necessary to link the input parameters of the model with measurables such as equilibrium plasma profiles and energetic particle distribution. Unfortunately, an explicit connection would require to derive the reduced model, including mode-mode coupling, from first principles, such as gyrokinetic equations. This is out of the scope of this paper.

Fortunately, it is possible to make other predictions, which can be straightforwardly tested in experiments, by looking for correlations, not between inputs and outputs as before, but between several outputs. For this, we take advantage of the variability of output, which originates from random noise. Fig. 11 shows correlations between growth rate and peak amplitude (a); between frequency ratio and peak amplitude (b); and between frequency ratio and burst duration (c). Each point corresponds to a simulation among an ensemble of 48 simulations, with identical input parameters (the same as those used in Fig. 5).

7. Summary

We have developed a reduced model for energetic particle-driven, nonlinear excitation of subcritical instabilities in toroidal plasma. The model combines a 1D kinetic equation with equations for period doubling. The kinetic equation approximately describes wave-particle interactions between fast ions and a single MHD mode in a toroidal plasma, such as an EGAM, or a toroidal Alfvén eigenmode.

Two regimes have been investigated. In a first regime, of successive fluid then kinetic growth, the dormant subcritical mode is first triggered by fluid coupling to the supercritical mode, which allows it to reach amplitudes of the same order of magnitude as the supercritical mode. This amplitude is above the threshold for the conventional kinetic subcritical instability [12, 14]. Then, the amplitude can keep growing by momentum exchange between the wave and phase-space structure(s), accompanied by significant chirping. In a second regime, of collaborative fluid-kinetic growth, the subcritical growth is due to an uninterrupted collaboration between fluid and kinetic nonlinearities. This is a new kind of instability mechanism, where fluid and kinetic nonlinearities have similar (in amplitude) contributions to the mode growth. Contrarily to the mechanism developed in earlier theories [12, 14], the growth occurs much below the amplitude threshold, and without chirping. Typically, the ratio ν_f/ν_d selects one or the other regime. The first regime is obtained for $\nu_f/\nu_d \sim 1$ and above. In this case, the amplitude of the subcritical mode can grow orders-of-magnitude above the amplitude of the supercritical mode. In ITER, ν_f/ν_d is predicted to be above unity [26], in contrast with currently operating devices. However, no EGAMs are expected to be unstable in the standard ITER scenarios with on-axis safety factor $q_0 \sim 1 - 2$. Therefore, the theoretical and experimental investigation should be extended to $n \neq 0$ modes before we could reasonably speculate on large-amplitude subcritical modes in ITER.

We have shown that the model can reproduce key aspects of the experimental observation of Ref. [18]. It interprets the daughter mode as a manifestation of the collaborative fluid-kinetic subcritical instability. In contrast with previously-known kinetic subcritical instabilities, the amplitude stays below the kinetic threshold, and chirping seems to be limited by a quasi-phase-matching condition with the mother mode. These results imply a new channel of mode excitation, which modifies the flow of energy in the system.

Acknowledgments

One of the author (ML) is grateful for stimulating discussions with M. Yagi, H. Wang, M. Kikuchi, K. Miki, and the participants in the Festival de Théorie. This work was supported by grants-in-aid for scientific research of JSPS, Japan (15K18305, 15H02155, 23244113 and 15H02335), by the collaboration programs of the RIAM of Kyushu University and of NIFS, and Asada Science Foundation, and by the EUROfusion consortium and the French Research Federation for Fusion Studies. The views and opinions expressed herein do not necessarily reflect those of the European Commission. Computations were performed on the XT system at Kyushu University and Plasma Simulator at NIFS.

Appendix A.

It is possible to approximate the problem of wave-particle interactions between an EGAM and fast ions by a simple harmonic oscillator. This requires to expand the perturbed Hamiltonian around a resonant phase-space surface. This reduction from 3D to 1D is developed here for tokamak geometry.

For far-passing particles, the resonance condition is $\Omega = \omega_{\text{EGAM}}$, where

$$\Omega = l\omega_\theta, \quad (\text{A.1})$$

where $\omega_\theta = v_{\parallel}/qR_0$ is the frequency of poloidal motion, and l is a non-zero integer. If we assume that resonant interactions are dominated by a population corresponding $l = 1$, we can simplify following discussions.

The gyrokinetic equation, can be put in Hamiltonian form,

$$\frac{\partial f}{\partial t} - \{H, f\} = \left. \frac{df}{dt} \right|_{\text{coll}}, \quad (\text{A.2})$$

where H is the Hamiltonian, and $\{ \}$ are Poisson brackets. In Ref. [33], the Hamiltonian is obtained in action-angle variables, $(\boldsymbol{\alpha}, \mathbf{J})$, where $\boldsymbol{\alpha} = (\xi, \zeta, \theta)$, and $\mathbf{J} = (J_\xi, J_\zeta, J_\theta)$, in arbitrary tokamak geometry. The canonical angles θ and ζ reduce to the geometric poloidal and toroidal angles if we neglect finite aspect ratio effects. The canonical angle ξ corresponds to the gyrokinetic angle. The unperturbed part of the Hamiltonian, $H_0(\mathbf{J})$, which is integrable, yields the 3D, unperturbed particle trajectories.

The electric potential perturbation of an EGAM is dominated by a zonal ($n = 0$, $m = 0$) component ϕ_0 , with coupling to $n = 0$, $m = 1, 2, \dots$ components [34], ϕ_1, ϕ_2, \dots . The amplitude of ϕ_{m+1} , relative to the ϕ_m , is of the order of $k_r \rho_i T_e/T_i$, which may be of the order of 10^{-1} in the LHD experiment where $T_e/T_i \sim 10$ (the radial wave number k_r is not measured, but typically, $k_r \rho_i \sim \rho_i/a \sim 10^{-2}$ for an EGAM). The

zonal component cannot extract free energy from the energy gradient of energetic particle population (this can be seen from the linear gyrokinetic equation in, e.g., Ref. [35]). Therefore, to model resonant wave-particle interactions, ϕ_1 plays a crucial role, as the lowest order relevant component. It is the perturbation to particle trajectories induced by ϕ_1 that we aim to model, on a timescale much shorter than the timescale of evolution of H_0 . In other words, we assume fixed 3D plasma equilibrium, 3D eigenmode spatial structure, and 3D unperturbed orbits.

The $n = 0$, $m = 1$ component of the EGAM can be described by a perturbation to the Hamiltonian,

$$H_1 = e\phi_1. \quad (\text{A.3})$$

Writing $\phi_1 = \hat{\phi}_1 \exp i(\theta + k_r(r - r_0) - \omega t) + \text{c.c.}$, yields

$$H_1 = C(\mathbf{J})e^{i(\theta - \omega t)} + \text{c.c.}, \quad (\text{A.4})$$

with $C = e\hat{\phi}_1 \exp i[k_r(r - r_0)]$.

The resonance condition, $\omega = \omega_\theta(\mathbf{J})$, where $\omega_\theta \equiv \frac{\partial H_0}{\partial J_\theta}$, is satisfied on a resonant phase-space surface. Formally, the resonant phase-space surface, $\mathbf{J} = \{ \mathbf{J}^R \text{ such that } J_\theta^R = F(J_\xi^R, J_\zeta^R) \}$, is defined by a function F .

Once the perturbed Hamiltonian has been put in the form of Eq. (A.4), we can reduce the problem to one action and one angle [36, 37], by performing a canonical transformation $\mathbf{J} \cdot d\boldsymbol{\alpha} - H dt = \mathbf{I} \cdot d\boldsymbol{\psi} - H' dt + dS$ with the generating function

$$S = -\mathbf{I} \cdot \boldsymbol{\psi} + I_\theta(\theta - \omega t) + I_\xi \xi + I_\zeta \zeta + F(I_\xi, I_\zeta)\theta. \quad (\text{A.5})$$

This procedure yields the new actions $I_\xi = J_\xi$, $I_\zeta = J_\zeta$, $I_\theta = J_\theta - F(I_\xi, I_\zeta)$, new angles $\psi_\xi = \xi + \theta \partial F / \partial I_\xi$, $\psi_\zeta = \zeta + \theta \partial F / \partial I_\zeta$, $\psi_\theta = \theta - \omega t$, and $H = H' + \omega I_\theta$. Thus, near the resonant phase-space surface, $J_\theta = J_\theta^R + I_\theta$, and we can expand the new Hamiltonian around this surface,

$$H'(\boldsymbol{\psi}, \mathbf{I}) = H_0(J_\xi^R, J_\zeta^R, J_\theta^R + I_\theta) - I_\theta \omega + C(\mathbf{J})e^{i(\theta - \omega t)} + \text{c.c.} \quad (\text{A.6})$$

$$= H_0(\mathbf{J}^R) + I_\theta (\omega_\theta(\mathbf{J}^R) - \omega) + \frac{1}{2} D I_\theta^2 + C(\mathbf{J})e^{i\psi_\theta} + \text{c.c.}, \quad (\text{A.7})$$

with $D(\mathbf{J}^R) \equiv \partial^2 H_0 / \partial J_\theta^2(\mathbf{J}^R) = \partial \omega_\theta / \partial J_\theta \sim 1/(m_i q^2 R_0^2)$, where m_i is the mass of resonating ions.

If the variations of $H(\mathbf{J})$ are small around \mathbf{J}^R , we can replace $C(\mathbf{J})$ by $C(\mathbf{J}^R)$ in the latter expression. Assuming, further, that ϕ_1 peaks at the resonant surface, $C(\mathbf{J}^R) = e\hat{\phi}_1$. Then, we obtain the new Hamiltonian $H' = H_0(\mathbf{J}^R) + H_{1, \mathbf{J}^R}(\psi_\theta, I_\theta)$, with

$$H_{1, \mathbf{J}^R}(\psi, I) \equiv \frac{1}{2} D I^2 + e\hat{\phi}_1 e^{i\psi} + \text{c.c.} \quad (\text{A.8})$$

Thus, the problem has been reduced to a 1D Hamiltonian problem for the angle-action variables $(\psi, I) \equiv (\psi_\theta, I_\theta)$. The new angle is $\psi = \theta - \omega t$, and the new action is $I = J_\theta - J_\theta^R$. For passing particles, and to the zeroth order in ρ^* ,

$$J_\theta = e\phi_T + \oint \frac{m_i v_\parallel B}{2\pi \mathbf{B} \cdot \nabla \theta} d\theta, \quad (\text{A.9})$$

where ϕ_T is the toroidal magnetic flux normalized by 2π . Therefore, I is roughly proportional to $\sim v_\parallel - v_\parallel^R$. We have shown that, in the neighborhood of the resonant surface, H_1 , which yields the EGAM-induced perturbation to unperturbed 3D orbits, is essentially 1D.

On the other hand, the Hamiltonian for a single sine wave (k, ω) in a 1D plasma, expressed in a frame moving at the wave phase velocity $v^R = \omega/k$, can also be expressed in angle-action variables,

$$h = \frac{k^2}{2m_i} I_{1D}^2 + e\hat{\phi} e^{i\psi_{1D}} + \text{c.c.}, \quad (\text{A.10})$$

where $\psi_{1D} \equiv kx - \omega t$ and $I_{1D} \equiv m_i(v - v^R)/k$. The form of the Hamiltonian is shared with the Harmonic oscillator, as well as the approximate Hamiltonian of the EGAM, Eq. (A.8). In this sense, the model of resonant interactions between fast ions and a single electrostatic wave in a 1D plasma, is isomorphic to a whole class of reduced models of interactions between fast ions and a single MHD mode in a toroidal plasma, such as an EGAM, or a toroidal Alfvén eigenmode as well [22].

Bibliography

- [1] Yoshizawa A, Itoh S and Itoh K 2002 *Plasma and Fluid Turbulence: Theory and Modelling* Series in Plasma Physics and Fluid Dynamics (CRC Press) ISBN 9781420033694
- [2] Romanov V 1973 *Functional Analysis and Its Applications* **7** 137–146 ISSN 0016-2663
- [3] Yagi M, Itoh S, Itoh K, Fukuyama A and Azumi M 1995 *Phys. Plasmas* **2** 4140–4148
- [4] Drake J F, Zeiler A and Biskamp D 1995 *Phys. Rev. Lett.* **75**(23) 4222–4225
- [5] Weissman M A 1979 *Philos. Trans. R. Soc. London A* **290** 639–681
- [6] Meignin L, Gondret P, Ruyer-Quil C and Rabaud M 2003 *Phys. Rev. Lett.* **90**(23) 234502
- [7] Carrera R, Hazeltine R D and Kotschenreuther M 1986 *Phys. Fluids* **29** 899–902
- [8] Eliasson B and Shukla P 2006 *Phys. Rep.* **422** 225 – 290 ISSN 0370-1573
- [9] Schamel H 1979 *Phys. Scr.* **20** 336
- [10] Dupree T H 1982 *Phys. Fluids* **25** 277–289
- [11] Schamel H 2012 *Phys. Plasmas* **19** 020501 (pages 17)
- [12] Berk H L, Breizman B N, Candy J, Pekker M and Petviashvili N V 1999 *Phys. Plasmas* **6** 3102–3113
- [13] Lesur M, Idomura Y and Garbet X 2009 *Phys. Plasmas* **16** 092305–+
- [14] Lesur M and Diamond P H 2013 *Phys. Rev. E* **87**(3) 031101
- [15] Lesur M, Diamond P H and Kosuga Y 2014 *Plasma Phys. Control. Fusion* **56** 075005
- [16] Lesur M, Itoh K, Ido T, Osakabe M, Ogawa K, Shimizu A, Sasaki M, Ida K, Inagaki S, Itoh S I and the LHD experiment group 2016 *Phys. Rev. Lett.* **116** 015003
- [17] Berk H L, Breizman B N and Pekker M 1995 *Phys. Plasmas* **2** 3007–3016
- [18] Ido T, Osakabe M, Shimizu A, Ogawa K, Nishiura M, Lesur M, Itoh K, Ida K, Inagaki S and Itoh S I 2016 *Phys. Rev. Lett.* **116** 015002
- [19] Ido T, Osakabe M, Shimizu A, Watari T, Nishiura M, Toi K, Ogawa K, Itoh K, Yamada I, Yasuhara R, Yoshimura Y, Kato S and Group T L E 2015 *Nucl. Fusion* **55** 083024
- [20] Manley J and Rowe H 1956 *Proceedings of the IRE* **44** 904–913 ISSN 0096-8390
- [21] Breizman B N, Berk H L, Pekker M S, Porcelli F, Stupakov G V and Wong K L 1997 *Phys. Plasmas* **4** 1559–1568
- [22] Lesur M 2011 *The Berk-Breizman Model as a Paradigm for Energetic Particle-driven Alfvén Eigenmodes* Ph.D. thesis Ecole Polytechnique, France
- [23] Lesur M, Idomura Y, Shinohara K, Garbet X and the JT-60 Team 2010 *Phys. Plasmas* **17** 122311 (pages 9)
- [24] Helander P and Sigmar D 2002 *Collisional transport in magnetized plasmas* (Press Syndicate of the University of Cambridge, The Pitt Building, Trumpington Street, Cambridge, United Kingdom)
- [25] Berk H L, Breizman B N and Pekker M S 1997 *Plasma Phys. Rep.* **23** 778–788
- [26] Lilley M K, Breizman B N and Sharapov S E 2009 *Phys. Rev. Lett.* **102** 195003
- [27] Sasaki M, Itoh K, Nagashima Y, Ejiri A and Takase Y 2009 *Phys. Plasmas* **16** 022306
- [28] Hallatschek K and Biskamp D 2001 *Phys. Rev. Lett.* **86**(7) 1223–1226
- [29] Itoh K, Hallatschek K, Itoh S I, Diamond P H and Toda S 2005 *Phys. Plasmas* **12** 062303
- [30] Wang H and Todo Y 2013 *Phys. Plasmas* **20** 012506
- [31] Lesur M and Idomura Y 2012 *Nucl. Fusion* **52** 094004
- [32] Itoh K, Itoh S I, Kosuga Y, Lesur M and Ido T, to be published in *Plasma Phys. Rep.*
- [33] Berk H L, Breizman B N and Pekker M S 1995 *Nucl. Fusion* **35** 1713–1720
- [34] Sasaki M, Itoh K, Ejiri A and Takase Y 2008 *Plasma and Fusion Research* **3** 009
- [35] Qiu Z, Zonca F and Chen L 2010 *Plasma Phys. Control. Fusion* **52** 095003
- [36] Lichtenberg A 1969 *Phase-space dynamics of particles* Wiley series in plasma physics (Wiley)
- [37] Garbet X, Dif-Pradalier G, Nguyen C, Angelino P, Sarazin Y, Grandgirard V, Ghendrih P and Samain A 2008 *Proceedings of AIP conference on theory of fusion plasmas* vol 1069 ed Sauter O, Garbet X and Sindoni E (AIP, Melville, NY) pp 271–276