



FOOD TECHNOLOGY FACT SHEET

Adding Value to OKLAHOMA

405-744-6071 • www.fapc.biz • fapc@okstate.edu

Basics of Softwood Sawmilling

Salim Hiziroglu

FAPC Wood Products Specialist

Introduction

This fact sheet summarizes some of the basic processing steps in a typical softwood sawmill, including what occurs in the log yard, primary breakdown, secondary breakdown, sorting and planing.

The log yard is where raw material is stored prior to debarking and primary breakdown. During storage, logs may undergo biological deterioration from the attack of insects and fungus.

Staining fungi in particular are problematic because growth can occur when moisture content is just above the fiber saturation point of 28 to 30 percent and temperatures range from 60°F to 85°F. In general, staining fungi do not have a significant effect on the mechanical properties of wood other than discoloration, which is usually considered a defect. Therefore, it is important to have a short storage time, so that logs will not be deteriorated prior to conversion to lumber.

Many sawmills use sprinkler systems to maintain the moisture content of logs above the fiber saturation point. Storing logs in wet condition helps prevent end checking as a result of sudden moisture content reduction from the cross section. Two other options to protect the raw material in the log deck are a) keeping the logs in water and b) spraying them with chemicals, such as fungicides or insecticides. Figure 1 shows a typical sprinkler system on a log deck.

The purpose of debarking is to eliminate bark and any possible debris in the bark to have a better visualization of the log. The ideal debarker should be capable of debarking a wide range of species and sizes and operating under various conditions, such as green, dry or frozen logs. Although there are several types of debarkers, such as rosserhead, cambio, mechanical ring, water-jet and drum type, mechanical ring and cambio are the most widely used.

Figure 1. Sprinkler system to keep logs in wet condition.



Figure 2. Mechanical ring debarker.




Figure 3. Cambio debarker. (Courtesy of Julian Lumber Inc.)



The mechanical ring debarker has six air-loaded cutting tool arms attached to a rotating ring providing a scraping action over the surface of the log so bark is sheared at the cambium layer. The cambio debarker is equipped with three rotating drums with abrasive surfaces. Logs pass through as the abrasive surface of each drum scrapes the bark. Improper use of any debarker, including the ring debarker, can result in the waste of wood fiber. Figures 2 and 3 illustrate these two commonly used debarkers.

Primary and Secondary Breakdown Processes

In the last 10 to 15 years, the majority of sawmills have made major technological modifications in both primary and secondary breakdown processes. Primary breakdown involves converting logs into lumber in a headrig. Edging waners and reducing thickness of the lumber by resawing are some of the activities that take place during secondary breakdown.

A headrig is a machine center consisting of one or more cutting tools that influences overall productivity of the mill. In a typical headrig center, four main activities are carried out: 1) determining the geometry and grade of the log, 2) orienting the log into the correct position and fixing it there, 3) transporting the log while it is fixed and 4) cutting.

In the mid-1920s, only 40 to 45 percent of a log was converted into lumber. Advanced technology has improved overall yield value to 70 percent or more. Today, most sawmills operate advanced headrig centers using laser and camera scanning to get the maximum value from each log processed.

Laser scanners work by emitting a laser beam towards the log to be measured. Camera scanning collects visual data about the logs that can be inter-

preted by computers. Movement of the log at every step, including positioning, transporting and cutting, is followed and evaluated. These activities become more challenging when headrig operation is performed at a speed in excess of 500 ft/min with small logs. Figure 4 shows a headrig control room where primary breakdown takes place.

Bandsaws are the most widely used headrig in many mills. They are flexible, easy to use and relatively inexpensive as compared to curve sawing or chip-and-saw headrigs. Blade stability, which influences overall sawing accuracy, is determined by blade thickness, blade width, feeding force and distance between the guides. Figures 5 and 6 illustrate such parameters and a typical bandsaw with its carriage, respectively.

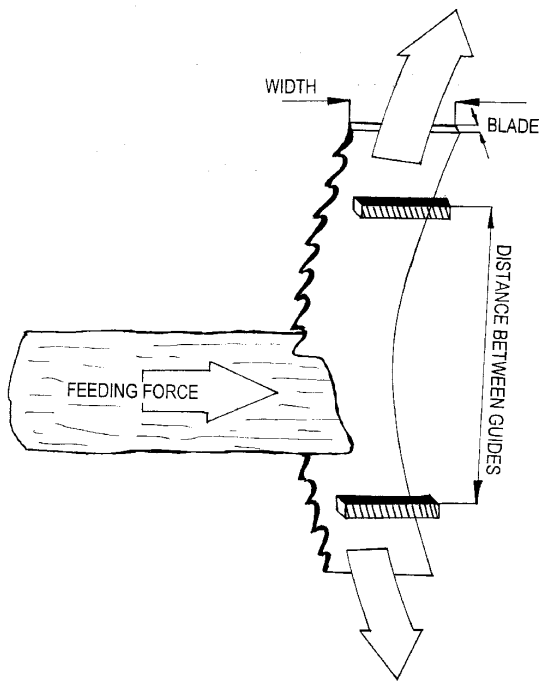
One of the most important concepts in primary breakdown of the log is the best opening face (BOF). Overall productivity is determined by the first sawline resulting in maximum lumber yield. Many sawmills use computer programs to determine BOF during the primary breakdown.

When relatively straight logs are sawn, recovery will be high. However, overall yield is significantly reduced when logs have some degree of curvature since only the center board can be recovered. In such

Figure 4. Primary breakdown of logs: headrig control room. (Courtesy of Weyerhaeuser Inc.)



Figure 5. Blade stability. (Courtesy of Uddeholm Company)




Adapted from J. Denig. 1993. Small Sawmill Handbook, Miller Freeman, Inc.

cases, curve sawing is an ideal application to improve the yield of low quality, curved logs.

In general, curve sawing produces straight lumber with less waste because the natural curve of the log is followed. The saws are stationary, and logs go through the saw on a curved path similar to the curvature of the log. The sweep of the log is determined by scanning the log. The scanned information is translated into a computer to pivot the arbor and shift the saw laterally against the incoming log. Curve sawing is extremely efficient for random length softwood mills and helps to achieve a high production level.

Multiply circular resaws are the most widely used secondary breakdown machine. In small sawmills, they are manually fed by an operator using laser lines for reference.

Figure 6. Typical bandsaw with its carriage.



Sorting and Planing

Depending on volume, uniformity of flow, thickness, width, length and grade, different equipment is used to sort the lumber. Greenchain, the hand pull sorting, is a classic method for sorting unseasoned lumber in small capacity mills. Lumber is sorted on a large, round rotating table and spread out on the ground.

Sling and bin sorters are two types of drop sorters that are ideal for mid-size and large capacity mills. When using drop sorters, lumber is conveyed on L-shaped metal bars and dropped into a bin or sling, depending on thickness, width and length. Sling sorters are less capital intensive than bin sorters.

A photocell system is used to determine which lumber should be dropped in which bin. Capacity of each bin also is monitored by a photocell, and each bin is lowered as it is filled. The operating cost of a bin sorter is lower than that of a sling sorter since there is no need to replace slings over time.

Once lumber is kiln dried, planing or surfacing is the next step. The main purpose of a planing center is to cut the lumber to a specified uniform thickness and width, as well as to evaluate grade, trim and then bundle the lumber for storage prior to shipping.

Planers are pieces of equipment used to dress and size rough lumber on one or more sides to a uniform geometry. Planers are similar to jointers except the cutterhead is located above or, in some cases, above and below the lumber. The cutterhead is located between two independently adjustable metal tables. Outfeed and infeed tables are adjusted to determine the depth of cut in a typical planer as shown in Figure 7.

The number of knives in the head, head speed, rate of feed, thickness of cut and cutting angle are some of the parameters influencing the surface quality of the lumber in both planers and jointers. The cutting angle is the angle formed between the knife face and a line drawn from the cutting edge of the knife. In general, the cutting angle should range from 20 to 30 degrees in a typical jointer for most softwood species as illustrated in Figure 8.

Figure 7. Depth of cut on planer.

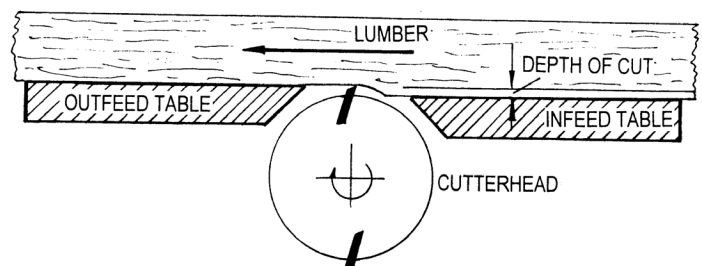
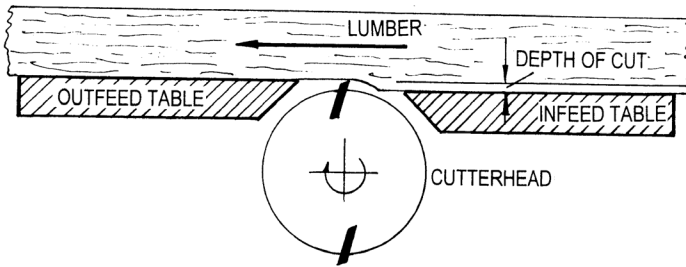


Figure 8. Cutting angle of the knives on a cutterhead of a jointer.



For More Information

The principles summarized in this fact sheet are important elements influencing the overall efficiency of sawmill operation. Detailed information about these elements also can be found in the following literature.

Denig, J. 1993. *Small Sawmill Handbook*. Miller Freeman. Pub. San Francisco, CA.

Eco-Link. 2003. Volume 13, Number 2. Published by Temperate Forest Foundation.

Sawing Technology. www.sawingtechnology.com

Tooch, D.E. 1992. *Successful Sawmill Management*. Northeastern Loggers' Association, Inc. P.O. Box 69, Old Forge, NY 13420.

Timber Processing. www.timberprocessing.com

Williston, E.M. 1989. *Saws*. Miller Freeman. Pub. San Francisco, CA.

Williston, E.M. 1988. *Lumber manufacturing*. Revised Edition. Miller Freeman. Pub. San Francisco, CA.

Williston, E.M. 1981. *Small Sawmills, Profitable Products Selection*. Miller Freeman. Pub. San Francisco, CA.

The Oklahoma Cooperative Extension Service Bringing the University to You!

The Cooperative Extension Service is the largest, most successful informal educational organization in the world. It is a nationwide system funded and guided by a partnership of federal, state, and local governments that delivers information to help people help themselves through the land-grant university system.

Extension carries out programs in the broad categories of agriculture, natural resources and environment; home economics; 4-H and other youth; and community resource development. Extension staff members live and work among the people they serve to help stimulate and educate Americans to plan ahead and cope with their problems.

Some characteristics of the Cooperative Extension system are:

- The federal, state, and local governments cooperatively share in its financial support and program direction.
- It is administered by the land-grant university as designated by the state legislature through an Extension director.
- Extension programs are nonpolitical, objective, and based on factual information.
- It provides practical, problem-oriented education for people of all ages. It is designated to take the knowledge of the university to those persons who do not or cannot participate in the formal classroom instruction of the university.
- It utilizes research from university, government, and other sources to help people make their own decisions.
- More than a million volunteers help multiply the impact of the Extension professional staff.
- It dispenses no funds to the public.
- It is not a regulatory agency, but it does inform people of regulations and of their options in meeting them.
- Local programs are developed and carried out in full recognition of national problems and goals.
- The Extension staff educates people through personal contacts, meetings, demonstrations, and the mass media.
- Extension has the built-in flexibility to adjust its programs and subject matter to meet new needs. Activities shift from year to year as citizen groups and Extension workers close to the problems advise changes.

Oklahoma State University, in compliance with Title VI and VII of the Civil Rights Act of 1964, Executive Order 11246 as amended, Title IX of the Education Amendments of 1972, Americans with Disabilities Act of 1990, and other federal laws and regulations, does not discriminate on the basis of race, color, national origin, gender, age, religion, disability, or status as a veteran in any of its policies, practices or procedures. This includes but is not limited to admissions, employment, financial aid, and educational services.

Issued in furtherance of Cooperative Extension work, acts of May 8 and June 30, 1914, in cooperation with the U.S. Department of Agriculture, Robert E. Whitson, Director of Oklahoma Cooperative Extension Service, Oklahoma State University, Stillwater, Oklahoma. This publication is printed and issued by Oklahoma State University as authorized by the Vice President, Dean, and Director of the Division of Agricultural Sciences and Natural Resources and has been prepared and distributed at a cost of 74 cents per copy. 0710