

RESEARCH

Open Access



Preferences of patients with asthma or COPD for treatments in pulmonary rehabilitation

Kathrin Damm^{1*} , Heidrun Lingner^{2,3†}, Katharina Schmidt¹, Ines Aumann-Suslin¹, Heike Buhr-Schinner⁴, Jochen van der Meyden⁵ and Konrad Schultz⁶

Abstract

Introduction: Pulmonary rehabilitation (PR) aims to improve disease control in patients with chronic obstructive pulmonary disease (COPD) and asthma. However, the success of PR-programs depends on the patients' participation and willingness to cooperate. Taking the patients' preferences into consideration might improve both of these factors. Accordingly, our study aims to analyze patients' preferences regarding current rehabilitation approaches in order to deduce and discuss possibilities to further optimize pulmonary rehabilitation.

Methods and analysis: At the end of a 3 weeks in-house PR, patients' preferences concerning the proposed therapies were assessed during two different time slots (summer 2015 and winter 2015/2016) in three clinics using a choice-based conjoint analysis (CA). Relevant therapy attributes and their levels were identified through literature search and expert interviews. Inclusion criteria were as follows: PR-inpatient with asthma and/or COPD, confirmed diagnosis, age over 18 years, capability to write and read German, written informed consent obtained. The CA analyses comprised a generalized linear mixed-effects model and a latent class mixed logit model.

Results: A total of 542 persons participated in the survey. The most important attribute was sport and exercise therapy. Rehabilitation preferences hardly differed between asthma and COPD patients. Health-related quality of life (HRQoL) as well as time since diagnosis were found to have a significant influence on patients' rehabilitation preferences.

Conclusions: Patients in pulmonary rehabilitation have preferences regarding specific program components. To increase the adherence to, and thus, the effectiveness of rehabilitation programs, these results must be considered when developing or optimizing PR-programs.

Keywords: Patient preferences, Asthma, COPD, Chronic obstructive pulmonary disease, Choice-based conjoint analysis, Pulmonary rehabilitation, Latent class model, Mixed-effects model

* Correspondence: kd@cherh.de

†Damm, Kathrin and Lingner, Heidrun are shared lead authorship. Both authors contributed equally.

¹Center for Health Economics Research Hannover (CHERH), Leibniz University of Hanover, Member of the German Center for Lung Research (DZL), Otto-Brenner-Str. 7, 30159 Hannover, Germany

Full list of author information is available at the end of the article



© The Author(s). 2021 **Open Access** This article is licensed under a Creative Commons Attribution 4.0 International License, which permits use, sharing, adaptation, distribution and reproduction in any medium or format, as long as you give appropriate credit to the original author(s) and the source, provide a link to the Creative Commons licence, and indicate if changes were made. The images or other third party material in this article are included in the article's Creative Commons licence, unless indicated otherwise in a credit line to the material. If material is not included in the article's Creative Commons licence and your intended use is not permitted by statutory regulation or exceeds the permitted use, you will need to obtain permission directly from the copyright holder. To view a copy of this licence, visit <http://creativecommons.org/licenses/by/4.0/>. The Creative Commons Public Domain Dedication waiver (<http://creativecommons.org/publicdomain/zero/1.0/>) applies to the data made available in this article, unless otherwise stated in a credit line to the data.

Background

Thirty million children and adults of 45 years or younger suffer from asthma in Europe, 23 million people suffer from chronic obstructive pulmonary disease (COPD) symptoms [1]. In 2010, COPD was the third leading cause of death worldwide. Despite regularly updated guidelines and available treatments, asthma control continues to be limited [2].

Recurring exacerbations of asthma and COPD are leading to different types of health care consumption, ranging from primary care visits to inpatient or intensive care [3, 4], thus generating high direct and indirect costs up to a total of €34.3 bn for asthma and €48.4 bn for COPD [1]. Many countries strive to reduce the burden of disease and the numbers of exacerbations for the benefit of both, the individual patient and the health care system. To further facilitate comprehensive and effective asthma and COPD management [5, 6], there are promising approaches such as enhancing patient education, and behavior change, empowering patients by ameliorating their understanding of the disease and their physical and psychological condition and enabling them to cope better with long-term care [7]. Pulmonary rehabilitation (PR) is most important for patients with persistent symptoms or limited activity in daily life in spite of adequate outpatient care [8], as it promotes long-term adherence to health-enhancing behaviors and strengthens patients' empowerment [9]. PR also stops or slows down the disease progression, optimizing functional status and ameliorates patients' health related quality of life [10–14], while decreasing health care costs in the long run.

However, further research is needed in order to optimize PR [1]. According to Gibson et al. [1], it should be tailored to the needs of patients, for example, by individualizing the intensity and duration of the rehabilitation components.

The success of medical treatments in general, which includes the effect of rehabilitation programs, depends largely on the patients' motivation, participation, and willingness to cooperate [8]. These aspects could be enhanced by taking the patient's preferences into account. However, the relative importance of specific rehabilitation components according to pulmonary in-patients remains unknown. Moreover no information is available on the patient-favored structure for a day spent in PR-treatment.

Assessing and analyzing these preferences will allow to rethink present programs and integrate the patients' perspectives better than before. Therefore, the present study assesses and analyzes the preferences of patients with asthma or COPD regarding different components of pulmonary rehabilitation, including possible social and disease-specific influencing factors of the German context. To enhance the reliability and generate data close

to real life, the survey was rolled out in an inpatient setting, as this is the common method by which PR is mostly carried out in Germany.

Methods

Choice-based Conjoint Analysis (CA)

We used pairwise comparisons of hypothetical alternatives (i.e. varying rehabilitation options) described by discriminative characteristics (attributes) to measure the influence of these characteristics on patient preferences in a choice-based manner corresponding to the theoretical work of Lancaster [15]. Participants were repeatedly asked to choose between two alternatives [16]. The attributes of these alternatives were classified into different levels, compelling participants to weigh up the pros and cons of each option.

Identification of attributes

In order to generate clinically meaningful results, identifying relevant attributes is crucial. Input was provided by an earlier quantitative survey that asked 560 patients with asthma and/or COPD at the end of their three-week inpatient program in a rehabilitation center to evaluate the importance of single components of their PR program on a Likert scale ranging between 0 and 10 [17]. Additionally, a literature review was performed using the databases PubMed and Medline (see [Supplementary Information](#)), complemented by an "open" internet search that identified, amongst others, guideline-like recommendations for rehabilitation centers. The information gained from the literature research and the quantitative survey was merged and discussed with field experts, such as physicians and clinic managers of rehabilitation centers.

Based on the results, the following final four attributes for the CA were included in the survey: patient education, physical training, respiratory physiotherapy and psychological support. The first three attributes based on the experts' recommendations. Due to the close link between psychological distress and asthma/COPD in the literature [18, 19], psychological counselling was added as the fourth therapy attribute.

In order to increase the precision of the intended analysis, a realistic and wide range of levels was defined [20–22]. Cognitive overload of the patients with asthma or COPD was avoided restricting the variety to four levels for each attribute and structuring these by time [23]. Presuming that patients could easily picture one treatment day and imagine its structure by hours, we used a time-related attribute level ranging from 0 to 3 h per day.

Each attribute was split into four "delivered time-levels" and the rest of daytime was defined as free time. Optical support was offered as indicated in the graphics

in Table 1 in order to simplify the process of choosing between the attributes and the attribute levels for the patients.

Development of the questionnaire

Compilation of choice sets

Four attributes with their respective four levels were the starting point for the proposed choice sets (see Table 1). Since not all possible combinations ($4^4 = 256$) of treatment profiles could be included, we used the SAS 9.3 software function “%choiceEff” maximum-likelihood estimation to set up a d-efficient design for the questionnaire and thus minimized the number of choice sets needed (for further information, see Kuhfeld [24]). Based on the estimated number of choice sets, the sets were split up into two blocks in order to avoid overstraining the participants. The resulting two distinct versions of the questionnaires contained eight choice sets each with

two alternatives for every set. Using a paper-pencil questionnaire, participants were asked to choose the rehabilitation program they preferred (A or B).

Further information and socio-demographic characteristics

Socio-demographic characteristics, including age, gender, marital status, smoking cessation status before rehabilitation, and employment status, were assessed in order to characterize and describe the study population in depth and to open up options to perform subgroup analyses if required. Information about the duration of their illness, the number of PR components they attended, outpatient trainings or participation in disease management programs were also documented. Additionally, we assessed whether the patients had been allocated to the clinic of their choice and whether there was any participation in rehabilitative treatments not mentioned in the CA. The overall satisfaction with their individual

Table 1 Definition and Illustration of the attributes and the attribute-levels

Rehabilitation measures	Duration	Illustration
Contents of patient education: You will receive information on the emergence, risk factors, and stages of your disease in the scope of a group education. Furthermore, you will be informed about how to react in a case of emergency. In addition to the correct usage, the effects and potential side effects of your medicine will be explained to you.	• 0 hours per day	
	• 1 hour per day	
	• 2 hours per day	
	• 3 hours per day	
Contents of sports and exercise therapy: You will get an individually fitted training program, which shall improve your physical fitness and muscular system. In this way, your coordination and body image will be strengthened.	• 0 hours per day	
	• 1 hour per day	
	• 2 hours per day	
	• 3 hours per day	
Contents of chest physical therapy: You can learn different self-help techniques, e.g. the “Coachman’s seat” or “controlled pursed-lip breathing” that help facilitate breathing. Moreover, you will learn techniques with which you can expectorate easier, and if needed, you will learn how to use specific respiratory assistive devices, e.g. the “PEP-System” or the “Flutter”. The chest physical therapy aims to recover a preferably unlimited respiration.	• 0 hours per day	
	• 1 hour per day	
	• 2 hours per day	
	• 3 hours per day	
Mental health consultation: During one-on-one conversations or group discussions, you can talk about coping with your disease and you will get to know individual relaxation techniques for stress relief. Your self-esteem will be strengthened and you will experience a new vigor about life.	• 0 hours per day	
	• 1 hour per day	
	• 2 hours per day	
	• 3 hours per day	

PR was recorded by the last question and their health-related quality of life (HRQoL) was documented via the standardized EQ-5D-5L questionnaire [25].

Recruitment of patients and sample size

In each of the contributing centers, all successive patients participating in PR because of their COPD or asthma were invited to answer the questionnaire when fulfilling the inclusion criteria, and written informed consent was obtained. Following a pre-test that checked the questionnaire in terms of comprehensibility and correctness using the think aloud method, the first recruitment and CA-survey was carried out between July and October 2015. The second was carried out with differing consecutive participants between December 2015 and April 2016. Inclusion criteria were asthma and/or COPD being the reason for admission, a confirmed diagnosis upon admission by clinics' own doctors, at least 18 years old and the ability to write and read German. Patients were recruited to the multicenter study by their respective PR-physicians after completion of at least 2/3 of their rehabilitation program. The questionnaires were answered by the patients on their own, were not personalized, and were collected anonymously in the participating rehabilitation clinics using a post-box in a public space.

The sample was recruited from three rehabilitation centers in Germany located in different landscapes: mountains, seaside, and near brine springs. All three clinics are accredited and specialized in in-house rehabilitations for patients with asthma or COPD. Following Johnson and Orme's rule of thumb [26, 27], we estimated the total of the required sample size to be $n = 500$.

Data analysis

Digitalization and data entry were performed by two independent persons in the study center. All CA data were first effect coded (preparation step). The choice of therapy alternative (binary coded) was set as the dependent variable; independent variables were rehabilitation attributes and socio-demographic variables, disease-specific variables, and HRQoL. Descriptive analyses were used to confirm the data structure, identify missing data and assess the distribution of the different attributes' levels and persons' individual characteristics. A logit regression model was chosen corresponding to the data structure and correlations between the attributes [28]. The best model was identified by goodness-of-fit. All analyses were performed using the R statistics software and the "survival" package by Therneau (2015) [29]. Difference between asthma and COPD patients' preferences were considered in subgroup analyses and possible gender differences were addressed.

The descriptive analyses performed on a cleaned dataset included the mean, median, with their standard deviations (SD) and the percentages of sample

characteristics for the distribution of participants. Furthermore, we analyzed correlations by Pearson product-moment correlation coefficient (linear relationship between normally distributed variables) or Spearman rank correlation coefficient (rank ordered variables) between the variables in a correlation plot. Correlations of $\pm \geq 0.5$ moderate to strong associations between the tested variables [30]. Consequently, highly correlated variables should not be used together in further multivariate regression models, unless they are integrated as interaction effects. Furthermore, we analyzed the Likert scale ratings with regard to the importance of attributes.

The CA tasks were analyzed with logistic regression models, and the associations between the level attributes (independent variables) and the choice of profile (dependent variable) were evaluated. The used formulae are displayed below.

Formula 1: Utility function and choice model.

Step 1) Utility function

$$U_i = V(\beta, X_i) + \varepsilon_i \quad (1)$$

Step 2) Choice of profile (logit function)

$$Pr(\text{choice} = i) = \frac{e^{V(\beta, X_i)}}{\sum_j e^{V(\beta, j)}} \quad (2)$$

Explanations:

U : utility of alternative i

$V(\beta, X_i)$: explainable component of utility, defined by the attribute levels X_i and β

ε_i : non-explainable or random component of utility

X_i : vector of attribute levels for alternative i

i : one alternative from j

j : set of alternatives including i

β : vector of estimated coefficients (preference weight)

Source: based on Hauber et al. [31]

The first type of model was a generalized linear mixed-effects model (GLMM). It included the effects of paired choices for each person due to the random effects of number of choice sets and the person identification number (serial, PERSID). The choice model for the GLMM is displayed in the following (Formula 2).

Formula 2: Generalized linear mixed-effects model

$$Pr(\text{choice} = i) = \frac{e^{V(\tilde{\beta}_n, X_i)}}{\sum_j e^{V(\tilde{\beta}_n, j)}} \quad (3)$$

with.

$$\begin{aligned} \tilde{\beta}_n = f(\beta, \sigma | V_n) = & \beta_1 * \text{SCHOOL} + \beta_2 * \text{SPORTS} \\ & + \beta_3 * \text{CHEST} + \beta_4 * \text{MENTAL} \\ & + \sigma * (\text{serial} + \text{PERSID}) + \beta_0 \end{aligned} \tag{4}$$

Explanations:

$\tilde{\beta}_n$ choice set and person specific estimated preference weights

σ : standard deviation of preferences due to individual characteristics of the sample

n : choice set and person specific component

Source: based on Hauber et al. [31]

The second type of model was a latent class mixed logit model (LCMLM). This model type is based on preference estimates for different groups of participants (latent classes) (Eqs. 5, 6 and 7). The latent class-membership is based strictly on the collected data. There are coefficients for the preference weights of the classes and the class-membership effects. The following variables were tested as class-membership effects: age, gender, disease type, clinic, survey wave, experiences with rehabilitation or patient education programs, disease duration, marital status, employment status, HRQoL, and satisfaction with rehabilitation program. The final model is presented below (Eq. 7)

Formula 3: Latent class mixed logit model

$$Pr(\text{choice} = 1) = \sum_q Pr(\text{choice} = i | \tilde{\beta}_q) \pi_q \tag{5}$$

with

$$Pr(\text{choice} = i | \tilde{\beta}_q) = \frac{e^{V(\tilde{\beta}_q, X_i)}}{\sum_j e^{V(\tilde{\beta}_q, X_j)}} \tag{6}$$

with.

$$\begin{aligned} \tilde{\beta}_q = f(\beta, \sigma | V_q) = & \beta_1 * \text{SCHOOL} + \beta_2 * \text{SPORTS} \\ & + \beta_3 * \text{CHEST} + \beta_4 * \text{MENTAL} \\ & + \sigma * (\text{serial} + \text{age} + \text{gender} \\ & + \text{diagn} + \text{dur} + \text{EQ5DIndex}) + \beta_0 \end{aligned} \tag{7}$$

Explanations:

q : class specific component

π_q : probability of being in one of the different classes

Source: based on Hauber et al. [31]

The β -coefficients resulting from GLMM and LCMLM showed the preference weights for the attribute levels. Preference weights greater than 0 indicate positive preferences and weights smaller than 0 indicate negative

preferences or disfavor of the attributes. All coefficients were assumed to be significant at $\alpha \leq 0.05$. Different models for each model type were tested. The model with the best fit due to Akaike (AIC) and Bayesian information criteria (BIC) was chosen. All analyses were performed with R statistics 3.1.2, “lme4” (for GLMM), and “lcm” (for LCMLM) packages.

Results

Descriptive results

Among the total number of 542 participants, (see Table 2), 54.37% of the patients suffered from asthma and 35.90% from COPD. The median age of the total sample was 55 years. The asthma rehabilitants were younger than the COPD patients (53 years vs. 58 years). In the subsample of participants with COPD, the proportion of women was higher than in the sample of patients with asthma (COPD: 54.89% female vs. Asthma: 44.85% female), whereas in the total sample, the relationship between male and female patients was almost balanced (total: 48.86% female). The COPD subsample had a higher proportion of smokers and former smokers compared to the one of patients with asthma. The satisfaction with the rehabilitation program was higher in patients with asthma than in the COPD cohort (5 vs. 4). The HRQoL (EQ-5D-5L Index) was higher in patients with asthma than in patients with COPD (0.89 vs. 0.82) (Table 2).

The results (means and SD) of the attribute rating on a Likert scale are presented in Fig. 1. According to the ratings, sports therapy (3.69, SD: 0.58), followed by chest physical therapy (3.64, SD: 0.65), was perceived as the most important rehabilitation component. The third ranked patient education was assigned a value of 3.37 (SD: 0.83). Mental health consultation with a value of 2.78 (SD: 1.09) was rated the last important attribute of the fictional PR. This attribute had the broadest SD.

As potential covariates for correlation effects, the following variables were tested: gender, age, marital status, employment status, smoking status, hobbies, diagnosis (asthma or COPD), time of diagnosis, desired location indicated, admission to the desired location, satisfaction with the recently undergone PR, difficulties with answering the questionnaire, EQ 5D-Index, and experiences with patient education overall. Only one correlation was identified: the one between age and employment status.

Multivariate models

Mixed logit model

The preferences of the patients with asthma or COPD regarding the rehabilitation components estimated by the mixed logit model are shown in Fig. 2. There were only minor differences between the two groups of asthma and COPD rehabilitants. In both subgroups, the most preferred attribute level was 2 h of sports therapy

Table 2 Sample characteristics

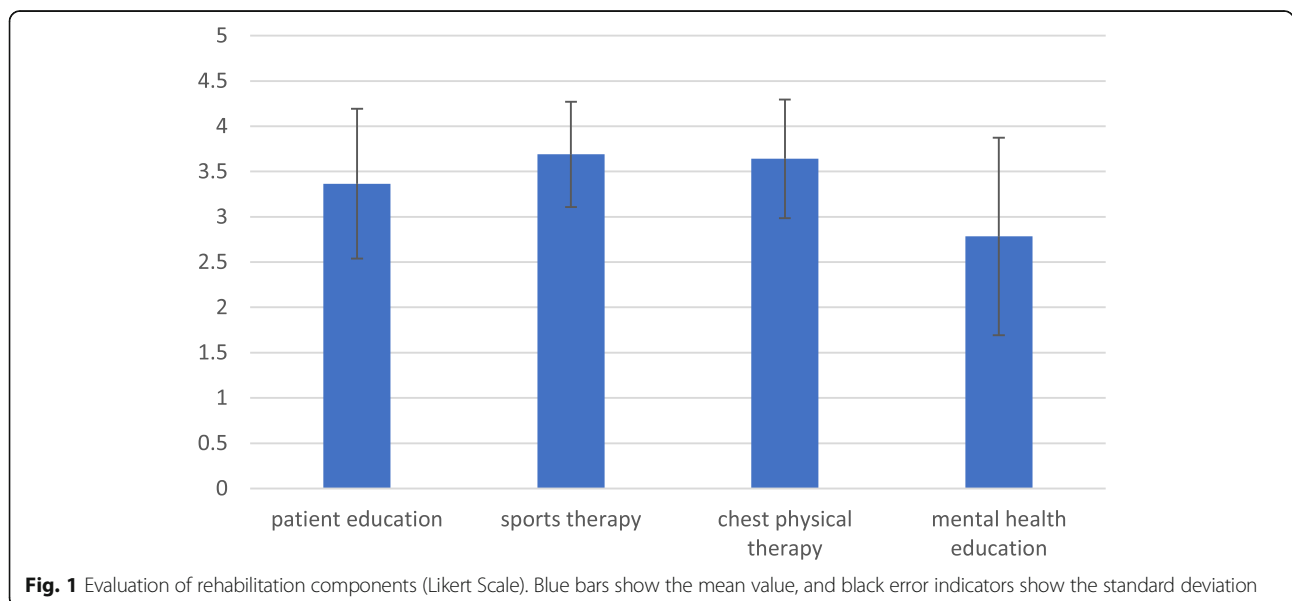
Characteristics	Total	Asthma	COPD
Sample size	542	279	187
Asthma or COPD	51.7% asthma 34.7% COPD 9.4% both	100% asthma	100% COPD
Median age (SD)	55 (8.96)	53 (9.46)	58 (7.03)
Gender	48.86% female	44.85% female	54.89% female
Smoking status	50.04% non-smoker 24.14% smoker 25.82% former smoker	72.21% non-smoker 11.47% smoker 16.32% former smoker	25.06% non-smoker 41.44% smoker 33.50% former smoker
Participation in DMP	51.62% no 39.39% yes 8.99% don't know	52.24% no 41.19% yes 5.85% don't know	53.02% no 35.56% yes 11.42% don't know
Median satisfaction with rehabilitation program (SD) scale 1–5	4 (0.84)	5 (0.83)	4 (0.84)
Median HRQoL (EQ-5D-5L Index) (SD) scale 0–1	0.89 (0.14)	0.89 (0.13)	0.82 (0.15)

($\beta_{asthma} = 1.51, p < 0.01$; $\beta_{COPD} = 1.23, p < 0.01$). Deviating preferences were found for patient education: whereas asthma patients expressed stronger dislike for zero hours of patient education stronger than did COPD patients ($\beta_{asthma} = -0.92$; $\beta_{COPD} = -0.60$, both $p < 0.001$), the COPD patients expressed stronger preference for 3 h of patient education than did asthma patients ($\beta_{asthma} = 0.06$; $\beta_{COPD} = 0.33$). Furthermore, both groups of rehabilitants preferred 2 h of chest physical therapy. However, there was a slight difference in the attributed value: patients with asthma preferred 2 h less strongly than did COPD patients ($\beta_{asthma} = 0.86, p <$

0.01 ; $\beta_{COPD} = 1.11, p < 0.01$). Both groups were fond of 1 h of mental health consultation ($\beta_{asthma} = 0.61$; $\beta_{COPD} = 0.6$, both $p < 0.001$) (Table 3).

Latent class mixed logit model

The data set showed two latent classes: The first class (A, blue bars in Fig. 3) preferred 2 h of sports therapy ($\beta_{cl1,SPO2} = 0.5, p < 0.001$) and disfavored zero hours of sports therapy the most ($\beta_{cl1,SPO0} = -0.77, p < 0.001$). In addition, they preferred 3 h of patient education, 2 h of chest physical therapy, and 2 h of mental health consultation. Class B also preferred 2 h of sports therapy



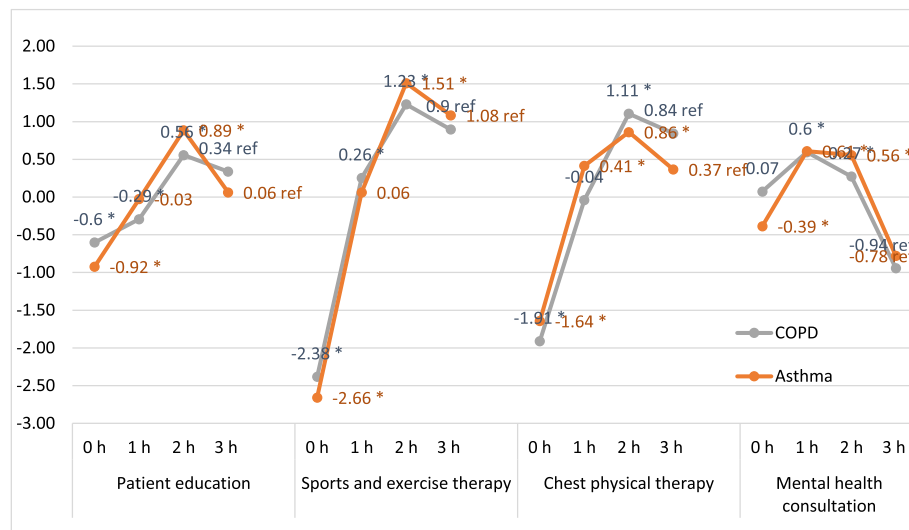


Fig. 2 Preferences of rehabilitants (mixed logit model). Note. Mixed-effects: PERSID and serial. h stands for hours

Table 3 Mixed logit model results

	COPD			Asthma		
	Estimate	SE	p-value	Estimate	SE	p-value
Patient education						
0 h	-0.6	0.109	0	-0.92	0.0945	0
1 h	-0.29	0.1286	0.0226	-0.03	0.1005	0.798
2 h	0.56	0.0988	0	0.89	0.0823	0
3 h	0.33	ref	ref	0.06	ref	ref
Sports and exercise therapy						
0 h	-2.38	0.1289	0	-2.66	0.1113	0
1 h	0.26	0.0959	0.0078	0.06	0.0785	0.428
2 h	1.23	0.1068	0	1.51	0.0988	0
3 h	0.89	ref	ref	1.09	ref	ref
Chest physical therapy						
0 h	-1.91	0.1122	0	-1.64	0.1008	0
1 h	-0.04	0.1091	0.7189	0.41	0.0878	0
2 h	1.11	0.112	0	0.86	0.0889	0
3 h	0.84	ref	ref	0.37	ref	ref
Mental health consultation						
0 h	0.07	0.1238	0.5499	-0.39	0.096	0.0001
1 h	0.6	0.1082	0	0.61	0.08	0
2 h	0.27	0.1005	0.0067	0.56	0.0901	0
3 h	-0.94	ref	ref	-0.78	ref	ref
(Intercept)	0.0557	0.8693	0.3387	0.0096	0.9773	0.3357

Note: h stands for hours

the most ($\beta_{cl2,SPO2} = 0.6, p < 0.001$), and they also showed high positive interest for 2 h of chest physical therapy ($\beta_{cl2,CPT2} = 0.35, p < 0.001$). However, in contrast to Class A, Class B weighed zero hours of patient education higher than 3 h. Overall, the preferences for sports therapy are almost the same in all three levels compared to Class A ($\beta_{cl2,SPO0} = -0.51, \beta_{cl2,SPO1} = -0.13, \beta_{cl2,SPO2} = 0.6, \beta_{cl2,SPO3} = 0.03$). Additionally, Class B preferred 1 h of mental health consultation ($\beta_{cl2,MH1} = 0.51$), which is also different from Class A.

The class-membership effects of the LCMM showed that a higher proportion of rehabilitants was assigned to Class A than to Class B ($n_{cl1} = 357$ [83.22%] and $n_{cl2} = 72$ [16.78%]). Class A differed significantly from Class B regarding HRQoL and time since diagnosis (Table 4); it comprised a higher proportion of rehabilitants with worse HRQoL and less time since diagnosis. Age, gender, and type of disease (asthma or COPD) showed no significant differences between the classes.

Discussion

Scientific research is increasingly focused on the treatment preferences of patients with lung diseases [32]. Several surveys used conjoint analyses or choice experiments thus demonstrating the acceptance and usability of tradeoff methods in this field: while some studies have assessed the importance of different disease management features such as treatment simplicity, the number of medications, or the dosage of steroids [33, 34], others documented preferences for specific products (e.g. inhalers) [35, 36], the location of care [37], or the willingness-to-pay for care at different symptom levels [38, 39].

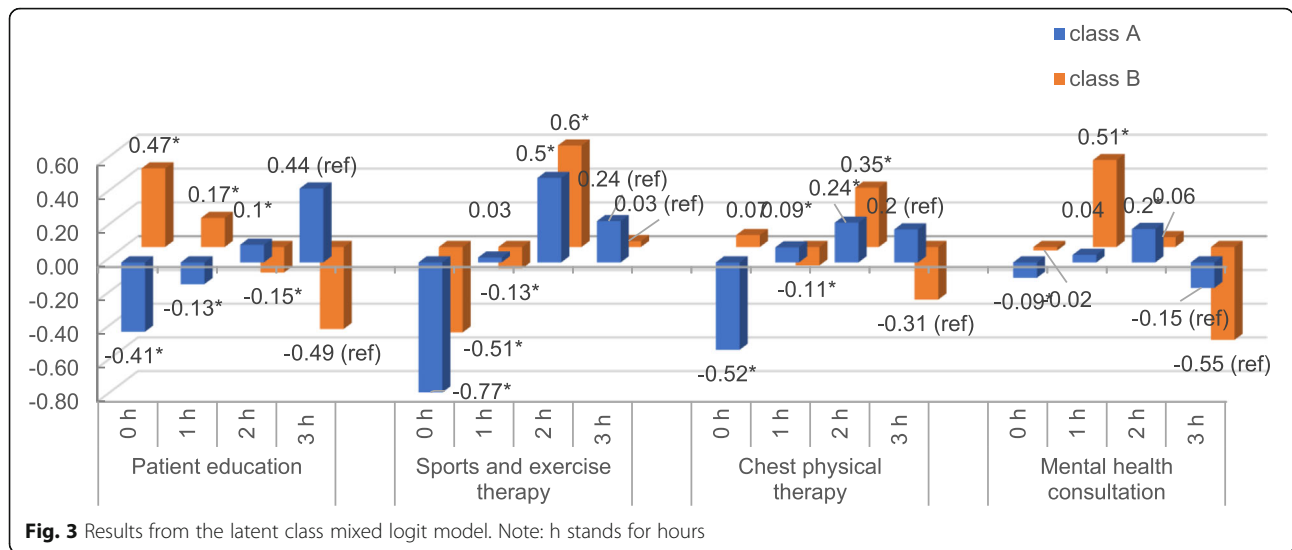


Fig. 3 Results from the latent class mixed logit model. Note: h stands for hours

However, no studies so far have investigated the preferences of patients with asthma or COPD regarding the components of their PR. Moreover, to our knowledge, none of these studies have taken into consideration possible social and disease-specific influencing factors. A CA was used to determine these preferences.

Summarizing, the survey data showed the following results:

1. Rehabilitation preferences differed hardly between patients with asthma and COPD.
2. The most important attribute influencing the PR program choice was sport and exercise therapy. While "zero hours" of sports per day had the strongest negative influence on the participants' choices, 2 h of sports per day had the most positive impact on the patients choice.
3. HRQoL as well as the duration of illness had a significant influence on the patient's rehabilitation

preferences, especially regarding non-physical components.

4. Independent of the thematic succession, the most preferred daily PR-treatment was a combination of 2 h of patient education, 2 h of sports therapy, 2 h of chest physical therapy and 1 h of mental health consultation.

While Wijnen et al. [40] reported a difference in the resulting preferences when measured with rating scale or trade-off decisions, the findings of our survey identified no differences between Likert scale and DCE results. Both procedures showed mental health consultation to be considered least important compared to all the other attributes. This finding supports previous results of surveys using only a Likert scale as assessment tool [17]. While all PR-components were rated as at least "rather important," psychological counselling was among the three lowest rated PR-components. Education, sports and chest physical

Table 4 Class-membership effects in the latent class mixed logit model

Fixed effects class-membership model	Class A		
	Coefficient	Standard error	p-value
Intercept	6.074	1.578	0.000
Age (mean centered)	0.014	0.017	0.399
Gender (ref = male)	-0.469	0.291	0.107
COPD (ref = Asthma)	-0.244	0.357	0.495
Time since diagnosis	-0.027	0.011	0.012
EQ-5D Index	-3.705	1.431	0.010

therapy were at the top of the rating list. The "cancer-patients" in the survey of Faller et al. [41] also attributed less relevance to psychological issues when assessing their expectations concerning their rehabilitation goals.

Bethge and Wienert et al. [42, 43] conducted two discrete choice experiments (DCE) regarding rehabilitation components in the fields of orthopedics and oncology. However, their surveys focused work-related aspects such as stress management and workplace training, whilst our experiment assessed preferences concerning pneumological rehabilitation components. Geidl et al. [44] performed a DCE measuring stroke patients' exercise preferences and demonstrated the adversity of the patients for the two extremes: none or high physical activity. Participants strongly favored light and moderate to intense physical activity. Our data suggest similar tendencies. However, subgroups analysis in our experiment revealed a difference between the "Class A" and "Class B". Patients in Class A, who had a higher probability of a worse HRQoL and were diagnosed positive since a shorter period of time displayed much higher preferences for the educational components of the PR program than "Class B". In particular, they preferred the maximum number of hours (=3 h) of patient education and 2 h of mental health consultation. In contrast, Class B fancied no patient education at all (zero hours) and only 1 h of mental health consultation. Moreover, they strongly disfavored 3 h of both components. Patients belonging to Class A felt a greater need to understand the disease and learn how to deal with it than did patients of Class B. In the above-mentioned survey by Linger et al. [17], HRQoL was found to have a significant impact on the ratings. Patients with a lower HRQoL at the beginning of their rehabilitation considered education and mental counseling as more important than patients with better HRQoL did.

Additionally, Class B demonstrated a very clear preference for 2 h of sports and 2 h of chest physical therapy. The results are even more distinct in Class A: For these patients, 3 h (max) of both components had a relevant positive impact on their choice. Hence, in addition to the educational contents of PR, they also showed a tendency towards more hours of physical training (sports and chest) compared to Class B. The "type of disease" was not a factor differentiating between the classes or subgroups thus making it difficult to formulate distinct preference-based recommendations for patients with asthma or with COPD.

Respecting both equally: the medical necessities and the patients' preferences appears to be a promising approach when aiming to increase the effectiveness of rehabilitation programs [44]. Effectiveness is known to largely depend on the patients' motivation and

willingness to cooperate in PR programs. Our survey focused on inpatient PR. All of the survey participants had experienced the PR-programs in question beforehand and were used to freely dispose of their time budget. The choice tasks during the survey were tradeoff decisions between hours with learning contents or sports units and leisure time. The following result strongly advocates against the possible PR-focus of maximizing leisure time: participants preferred a daily combination of 2 h of patient education, 2 h of sports therapy, 2 h of chest physical therapy, and 1 h of mental health consultation to the minimum amount of all these program parts. The negative coefficients of the attribute levels "zero hours" underpins the patients' motivation to use the PR in a very active manner even further.

The differences between the subgroups in our survey demonstrated the necessity to discriminate patient preferences carefully: they are not homogeneous or average values but might be highly specific in (latent) subgroups as well. Correspondingly Soekhai et al. [45] recently documented an increase in DCE using subgroup-specific or subgroup-identifying analysis methods such as latent class regressions.

Our results could be used to enhance the adherence to PR in patients with asthma or COPD. Existing PR-programms should be adjusted in accordance with our findings by incorporating the pattern of preference-based components discussed above while considering the patients' views of the appropriate "time per rehab measure." This may lead to further comprehensive improvement of the positive overall consequences of PR for the two most common respiratory diseases. In the future, patient preferences should be assessed before starting a PR program. Moreover, changes in the patients' perspective over time during PR should be documented closely in order to better understand the impact of the patients' expectation, estimation and appraisal on PR success and possibly adapt treatment guidelines accordingly.

Limitations

This study is the first one to use a choice-based conjoint analysis to assess and analyze preferences of patients with asthma or COPD for treatment components in PR. By carefully analyzing and interpreting our findings, we tried to identify common rules that could be generalized and extended to other indications.

Patients were invited to participate in the study by their physicians after completion of at least the first 2/3 of their inpatient rehabilitation program. Although this procedure resulted in a high response rate it could possibly have caused a response bias: Patients might fear that their responses could be perceived as negative by their treating physicians and thus affect the future

medical treatment negatively. To reduce this bias patients were informed in advance about the intended use of the data, the data collection setting and the de facto anonymity of the questionnaire. A post-box in a public space was used to collect the printed forms.

In order to outrun a “seasonal influence” bias, data were collected during a summertime slot and a winter time-one. Moreover, data collection was performed in several study centers all over Germany in topographically different areas to overcome a geographical bias too. Both factors are known to influence patients’ perceived well-being and the severity of their disease-related symptoms. The German health care system could be considered as a further source of limitation for the representability of the sample and the subsequent survey results. The data collection was performed in a German setting where PR is usually carried out on an in-patient basis thus restricting the international applicability of the findings, where outpatient PR programs are more common. However, the different choice sets of our survey offer hypothetical scenarios which could be used in other countries whenever the therapy components of rehabilitation are similar to the attributes included in the CA.

As our survey only assessed the patients view, it lacks information about possibly relevant other medical influencing factors, such as the severity of symptoms or comorbidities (e.g. depression). These factors may be important for a deeper understanding of subgroup effects,- thus future research should include additional medical information provided by physicians and other center-based health care workers.

It would have been advantageous to consider cost-related attributes (e.g. additional payment) [46] when interpreting our results. However, in the German healthcare system additional payments (in relevant amounts) are rather unusual and therefore difficult to estimate. Moreover, asking patients directly about their willingness to pay for care and the acceptable rate of fees would have possibly unsettled the participants. This had to be imperatively avoided with respect to the recruiting study centers.

The German rehabilitation components focus on recovery and prevention, especially through educational contents. The (long-term) effectiveness of the PR depends largely on the effort the patient is willing to contribute. Thus, participants of our survey were questioned about their preferred PR daily routine, with a tradeoff between treatments components and leisure time.

Conclusions

The number of hours of sports and exercise therapy had the greatest impact on the patients’ preference for or

against a rehabilitation program. Preferences regarding non-physical components such as education and mental health consultation differed between subgroups. To increase the adherence to and thus the effectiveness of rehabilitation programs, these results must be considered when developing or optimizing PR programs and treatment guidelines.

Abbreviations

CA: Choice-based Conjoint Analysis; COPD: Chronic Obstructive Pulmonary Disease; DCE: Discrete Choice Experiment; DMP: Disease Management Program; PR: Pulmonary Rehabilitation; HRQoL: Health-Related Quality of Life

Supplementary Information

The online version contains supplementary material available at <https://doi.org/10.1186/s13561-021-00308-0>.

Additional file 1.

Acknowledgements

We greatly appreciate the readiness of the study participants and the interviewed experts to share their experiences and would like to thank all the nurses, clinical, and administrative staff involved in the recruiting.

Authors’ contributions

KD, KSchm, IAS, and HL conceived, designed, coordinated the study, and drafted the manuscript. HBS, KSchu, and JM collected data and revised the questionnaires and the manuscript critically. All authors read and approved the final manuscript.

Funding

The publication of this article was funded by the German Center for Lung Research (DZL). Open Access funding enabled and organized by Projekt DEAL.

Availability of data and materials

The data that support the findings are not publicly available, as the publication of the collected primary data is not covered by the informed consent.

Declarations

Ethics approval and consent to participate

The study was approved by the Clinical Research Ethics Board of the Hanover Medical School (number 2528–2014). The German Federal Data Protection Act was respected, and written informed consent was obtained from all the participants.

Consent for publication

Not applicable.

Competing interests

The authors confirm that there are no known financial or non-financial conflicts of interest.

Author details

¹Center for Health Economics Research Hannover (CHERH), Leibniz University of Hanover, Member of the German Center for Lung Research (DZL), Otto-Brenner-Str. 7, 30159 Hannover, Germany. ²Biomedical Research in Endstage and Obstructive Lung Disease Hannover (BREATH), Member of the German Center for Lung Research (DZL), Hannover, Germany. ³Centre for Public Health and Healthcare, Hannover Medical School, Hannover, Germany. ⁴Department of Internal Medicine / Pneumology, Ostseeklinik Schönberg-Holm, Ostseebad Schönberg, Germany. ⁵Department of Internal Medicine / Pneumology, Klinik Wehrawald der Bundesversicherungsanstalt für Angestellte Todtmoos, Berlin, Germany. ⁶Center for Rehabilitation, Pneumology and Orthopaedics, Klinik Bad Reichenhall, Bad Reichenhall, Germany.

Received: 27 September 2019 Accepted: 22 February 2021

Published online: 17 April 2021

References

- Gibson GJ. European lung white book: respiratory health and disease in Europe. 2nd ed. Sheffield: European Respiratory Society; 2013.
- Rennard SI. Exacerbations and progression of disease in asthma and chronic obstructive pulmonary disease. *Proc Am Thorac Soc*. 2004;1:88–92.
- Anzueto A. Impact of exacerbations on COPD. *Eur Respir Rev*. 2010;19:113–8.
- Lingner H, Ernst S, Großhennig A, Djahangiri N, Scheub D, Wittmann M, et al. Asthma control and health-related quality of life one year after inpatient pulmonary rehabilitation: the ProKAR study. *J Asthma*. 2015;52(6): 614–21.
- Global Initiative for Asthma: Global Strategy for Asthma Management and Prevention. <https://ginasthma.org>. Accessed 04 Apr 2019.
- Global Initiative for Chronic Obstructive Lung Disease (GOLD): Global Strategy for the Diagnosis, Management and Prevention of Chronic Obstructive Pulmonary Disease. 2019. <https://goldcopd.org/>. Accessed 04 Apr 2019.
- Spruit MA, Singh SJ, Garvey C, Zuwallack R, Nici L, Rochester C, et al. An official American Thoracic Society/European Respiratory Society statement: key concepts and advances in pulmonary rehabilitation. *Am J Respir Crit Care Med*. 2013;188:e13.
- Nici L, Donner C, Wouters E, Zuwallack R, Ambrosino N, Bourbeau J, et al. American Thoracic Society/European Respiratory Society statement on pulmonary rehabilitation. *Am J Respir Crit Care Med*. 2006;173:1390–413.
- de Sousa Pinto JM, Martin-Nogueras AM, Morano MT, Macedo TE, Arenillas JJ, Troosters T. Chronic obstructive pulmonary disease patients' experience with pulmonary rehabilitation: a systematic review of qualitative research. *Chron Respir Dis*. 2013;10:141–57.
- Bowen JB, Votto JJ, Thrall RS, Haggerty MC, Stockdale-Woolley R, Bandyopadhyay T, et al. Functional status and survival following pulmonary rehabilitation. *CHEST*. 2000;118:697–703.
- Cambach W, Wagenaar RC, Koelman TW, van Keimpema T, Kemper HC. The long-term effects of pulmonary rehabilitation in patients with asthma and chronic obstructive pulmonary disease: a research synthesis. *Arch Phys Med Rehabil*. 1999;80:103–11.
- Cox N, Hendriks J, Binkhorst R, van Heerwaarden C. Symptoms, physical performance and psychosocial parameters before and after pulmonary rehabilitation. *Int J Rehabil Res*. 1992;15:140–7.
- McCarthy B, Casey D, Devane D, Murphy K, Murphy E, Lacasse Y. Pulmonary rehabilitation for chronic obstructive pulmonary disease. *Cochrane Database Syst Rev*. 2015;23:CD003793.
- Schultz K, Bergmann K, Kenn K, Petro W, Heitmann R, Fischer R, Lang S. Efficiency of in-patient pulmonary rehabilitation (AHB) in Germany: results of a prospective multicentre study. *Dtsch Med Wochenschr*. 2006;131:1793–8.
- Lancaster K. *New approach to consumer theory*. Indianapolis: Bobbs-Merrill; 1966.
- McFadden D. Conditional logit analysis of qualitative choice behavior. In: Zarembka P, editor. *Frontiers of econometrics*. New York: Academic Press; 1974. p. 105–42.
- Lingner H, Schmidt K, Aumann-Suslin I, Wittmann M, Schuler M, Schultz K. Patient perspective of the importance of asthma- and COPD-specific rehabilitation components: A secondary data analysis. *Z Evid Fortbild Qual Gesundheitswes*. 2018;135–136:41–9.
- Scott KM, von Korff M, Ormel J, Zhang MY, Bruffaerts R, Alonso J, et al. Mental disorders among adults with asthma: results from the world mental health survey. *Gen Hosp Psychiatry*. 2007;29:123–33.
- Willgoss TG, Yohannes AM. Anxiety disorders in patients with chronic obstructive pulmonary disease: a systematic review. *Respir Care*. 2013;58: 858–66.
- Hall J, Viney R, Haas M, Louviere J. Using stated preference discrete choice modeling to evaluate health care programs. *J Bus Res*. 2004;57:1026–32.
- Mangham LJ, Hanson K, McPake B. How to do (or not to do) ... designing a discrete choice experiment for application in a low-income country. *Health Policy Plan*. 2009;24:151–8.
- Lancsar E, Louviere J. Deleting 'irrational' responses from discrete choice experiments: a case of investigating or imposing preferences? *Health Econ*. 2006;15:797–811.
- Reed Johnson F, Lancsar E, Marshall D, Kilambi V, Mühlbacher A, Regier DA, et al. Constructing experimental designs for discrete-choice experiments: report of the ISPOR conjoint analysis experimental design good research practices task force. *Value Health*. 2013;16:3–13.
- Kuhfeld WF. *Marketing Research. Methods in SAS. Experimental Design, Choice, Conjoint, and Graphical Techniques*. 2010. <https://support.sas.com/techsup/technote/mr2010.pdf>. Accessed 04 Apr 2019.
- Ludwig K, Graf von der Schulenburg JM, Greiner W. German Value Set for the EQ-5D-5L. *Pharmacoeconomics*. 2018;36:663–74.
- Orme B. Sample size issues for conjoint analysis studies. Sequim: Sawtooth Software Technical Paper. 1998. <https://www.sawtoothsoftware.com/download/techpap/samplesz.pdf>. Accessed 04 Apr 2019.
- Johnson R, Orme B. Getting the most from CBC. Sequim: Saw-tooth Software Research Paper Series, Sawtooth Software. 2003. <https://www.sawtoothsoftware.com/download/techpap/cbcmost.pdf>. Accessed 04 Apr 2019.
- Lancsar E, Louviere J. Conducting discrete choice experiments to inform healthcare decision making: a user's guide. *Pharmacoeconomics*. 2008;26: 661–77.
- Therneau TM. Package 'survival' for R 2016. 2006. https://www.google.de/search?q=https://cran.r-project.org/web/packages/survival/survival.pdf&ie=utf-8&oe=utf-8&gws_rd=cr&ei=i0lsV6TbJlS8swH9q4xg. Accessed 06 May 2016.
- Mukaka M. A guide to appropriate use of correlation coefficient in medical research. *Malawi Med J*. 2012;24:69–71.
- Hauber AB, González JM, Groothuis-Oudshoorn CG, Prior T, Marshall DA, Cunningham C, et al. Statistical methods for the analysis of discrete choice experiments: a report of the ISPOR conjoint analysis good research practices task force. *Value Health*. 2016;19:300–15.
- Bereza BG, Troelsgaard Nielsen A, Valgardsson S, Hemels ME, Einarson TR. Patient preferences in severe COPD and asthma: a comprehensive literature review. *Int J Chron Obstruct Pulmon Dis*. 2015;10:739–44.
- Haughey J, Fletcher M, Wolfe S, Ratcliffe J, Brice R, Partridge MR. Features of asthma management: quantifying the patient perspective. *BMC Pulm Med*. 2007;7:16.
- Svedater H, Leather D, Robinson T, Doll H, Nafees B, Bradshaw L. Evaluation and quantification of treatment preferences for patients with asthma or COPD using discrete choice experiment surveys. *Respir Med*. 2017;132:76–83.
- Hawken N, Torvinen S, Neine ME, Amri I, Toumi M, Aballéa S, Plich A, Roche N. Patient preferences for dry powder inhaler attributes in asthma and chronic obstructive pulmonary disease in France: a discrete choice experiment. *BMC Pulm Med*. 2017;17(1):99.
- Chouaid C, Germain N, De Pouvourville G, Aballéa S, Korchagina D, Baldwin M, Le Lay K, Luciani L, Toumi M, Devillier P. Patient preference for chronic obstructive pulmonary disease (COPD) treatment inhalers: a discrete choice experiment in France. *Curr Med Res Opin*. 2019:1–8.
- Goossens LM, Utens CM, Smeenk FW, Donkers B, van Schayck OC, Rutten-van Mölken MP. Should I stay or should I go home? A latent class analysis of a discrete choice experiment on hospital-at-home. *Value Health*. 2014;17:588–96.
- Stavem K. Association of willingness to pay with severity of chronic obstructive pulmonary disease, health status and other preference measures. *Int J Tuberc Lung Dis*. 2002;6:542–9.
- McTaggart-Cowan HM, Shi P, Fitzgerald JM, Anis AH, Kopec JA, Bai TR, Soon JA, Lynd LD. An evaluation of patients' willingness to trade symptom-free days for asthma-related treatment risks: a discrete choice experiment. *J Asthma*. 2008;45:630–8.
- Wijnen BF, van der Putten IM, Groothuis S, de Kinderen RJ, Noben CY, Paulus AT, Ramaekers BL, Vogel GC, Hilligsmann M. Discrete-choice experiments versus rating scale exercises to evaluate the importance of attributes. *Expert Rev Pharmacoecon Outcomes Res*. 2015;15:721–8.
- Faller H, Vogel H, Bosch B. Patient expectations regarding methods and outcomes of their rehabilitation - a controlled study of Back pain and oncological patients. *Rehabilitation*. 2000;39(4):205–14.
- Bethge M. Patient preferences and willingness to wait for a work-related orthopaedic rehabilitation: a discrete choice experiment. *Gesundheitswesen*. 2009;71:152–60.
- Wienert J, Schwarz B, Bethge M: Patientenpräferenzen und Wartebereitschaft für eine medizinisch-beruflich orientierte Rehabilitation bei an Krebs erkrankten Patienten: ein Discrete Choice Experiment (Abstract A-10). „Quality of Cancer Care“ (QoCC) Forum 2007. doi: <https://doi.org/10.1007/s12312-017-0215-0>

44. Geidl W, Knocke K, Schupp W, Pfeifer K. Measuring stroke patients' exercise preferences using a discrete choice experiment. *Neurol Int.* 2018;10:6993.
45. Soekhai V, de Bekker-Grob EW, Ellis AR, Vass CM. Discrete choice experiments in health economics: past, Present and Future. *Pharmacoeconomics.* 2019;37:201–26.
46. Louviere J, Flynn TN, Carson RT. Discrete choice experiments are not conjoint analysis. *J Choice Model.* 2010;3:57–72.

Publisher's Note

Springer Nature remains neutral with regard to jurisdictional claims in published maps and institutional affiliations.

Ready to submit your research? Choose BMC and benefit from:

- fast, convenient online submission
- thorough peer review by experienced researchers in your field
- rapid publication on acceptance
- support for research data, including large and complex data types
- gold Open Access which fosters wider collaboration and increased citations
- maximum visibility for your research: over 100M website views per year

At BMC, research is always in progress.

Learn more biomedcentral.com/submissions

