



Performance of electron and photon triggers in ATLAS during LHC Run 2

The ATLAS Collaboration

Electron and photon triggers covering transverse energies from 5 GeV to several TeV are essential for the ATLAS experiment to record signals for a wide variety of physics: from Standard Model processes to searches for new phenomena in both proton–proton and heavy-ion collisions. To cope with a fourfold increase of peak LHC luminosity from 2015 to 2018 (Run 2), to $2.1 \times 10^{34} \text{ cm}^{-2} \text{ s}^{-1}$, and a similar increase in the number of interactions per beam-crossing to about 60, trigger algorithms and selections were optimised to control the rates while retaining a high efficiency for physics analyses. For proton–proton collisions, the single-electron trigger efficiency relative to a single-electron offline selection is at least 75% for an offline electron of 31 GeV, and rises to 96% at 60 GeV; the trigger efficiency of a 25 GeV leg of the primary diphoton trigger relative to a tight offline photon selection is more than 96% for an offline photon of 30 GeV. For heavy-ion collisions, the primary electron and photon trigger efficiencies relative to the corresponding standard offline selections are at least 84% and 95%, respectively, at 5 GeV above the corresponding trigger threshold.

1 Introduction

Electrons and photons are present in many Standard Model processes as well as in searches for phenomena beyond the Standard Model. The ATLAS physics programme relies on an efficient trigger system to record a highly signal-rich subset of all collision events produced by the Large Hadron Collider (LHC) at CERN.

The ATLAS Collaboration has published several electron and photon trigger performance results since the start of data-taking: the early 2010 data are covered in Ref. [1], the 2011 data in Ref. [2] and the 2015 data in Ref. [3]. This paper addresses the evolution of performance of the electron and photon triggers from 2015 to 2018 (Run 2). The major challenge for the trigger in this period was the need to maintain excellent performance for the ATLAS physics programme while adapting to a nearly fourfold increase in the LHC peak luminosity and in the number of interactions per beam-crossing.

This paper is organised as follows. The ATLAS detector is described in Section 2. The trigger system is introduced in Section 3. Section 4 introduces the data sets used in this publication. The following two sections detail electron and photon reconstruction and identification at the analysis level (offline) and the trigger level (online). Section 7 presents the techniques used to measure the trigger performance. The performance of the photon and electron triggers from 2015 to 2018 is described in Sections 8–11. The data quality monitoring is described in Section 12, and the conclusions are presented in Section 13.

2 The ATLAS detector

The ATLAS detector [4–6] is a multipurpose detector designed to observe particles produced in high-energy proton–proton (pp) and heavy-ion (HI) collisions. It is composed of a tracking detector in the innermost region around the interaction point, surrounded by calorimeters and muon chambers.

The inner tracking detector (ID) is immersed in a 2 T magnetic field produced by a thin superconducting solenoid, and provides precise reconstruction of charged-particle tracks in a pseudorapidity range¹ $|\eta| < 2.5$. The innermost part consists of a silicon pixel detector with four layers. The layer closest to the beam-pipe, the insertable B-layer, was installed before Run 2 and provides high-resolution hits in three-dimensions with pixels at a radius of 3.3 cm to improve the tracking performance. A silicon microstrip tracker surrounds the pixel detector with typically four layers of sensor modules. Each module is composed of multiple pairs of sensors with a stereo-angle to measure three-dimensional hit positions. The outermost region of the tracker in the range $|\eta| < 2.0$ is covered by a transition radiation tracker (TRT). It consists of straw drift tubes filled with a gas mixture of 70% Xe, 27% CO₂ and 3% O₂ interleaved with polypropylene/polyethylene transition radiators creating transition radiation for particles with a large Lorentz factor. This radiation is absorbed by the Xe-based gas mixture, discriminating electrons from hadrons over a wide energy range. Some of the TRT modules instead contain a gas mixture of 70% Ar, 28.5% CO₂ and 1.5% O₂ as a mitigation for gas leaks that cannot be repaired without an invasive opening of the inner detector. At the end of Run 2 data-taking the two innermost TRT barrel layers, i.e. about half of the modules in $|\eta| < 0.6$, and 3 (2) out of 14 endcap wheels in $-2 < \eta < -1$ ($1 < \eta < 2$) were running with the argon-based gas mixture.

¹ ATLAS uses a right-handed coordinate system with its origin at the nominal interaction point (IP) in the centre of the detector and the z -axis along the beam-pipe. The x -axis points from the IP to the centre of the LHC ring, and the y -axis points upward. Cylindrical coordinates (r, ϕ) are used in the transverse plane, ϕ being the azimuthal angle around the beam-pipe. The pseudorapidity is defined in terms of the polar angle θ as $\eta = -\ln \tan(\theta/2)$. The angular distance ΔR is defined as $\Delta R \equiv \sqrt{(\Delta\eta)^2 + (\Delta\phi)^2}$. Transverse momenta and energies are defined as $p_T = p \sin \theta$ and $E_T = E \sin \theta$, respectively.

The presence of this gas mixture is taken into account in the simulation and the corresponding loss in identification power is partially mitigated by a dedicated TRT particle-identification algorithm [7]. For charged particles with transverse momenta > 0.5 GeV the TRT provides typically 35 hits per track.

The calorimeter system has both electromagnetic (EM) and hadronic components. It is designed to provide a full ϕ coverage and covers the pseudorapidity range $|\eta| < 4.9$, with finer granularity over the region matched to the inner detector. The EM calorimeter is a lead/liquid-argon (LAr) sampling calorimeter with an accordion-geometry. It is divided into two half-barrels ($-1.475 < \eta < 0$ and $0 < \eta < 1.475$) and two endcap components ($1.375 < |\eta| < 3.2$). The transition region between the barrel and endcaps ($1.37 < |\eta| < 1.52$) contains significant additional inactive material [4]. Over the region devoted to precision measurements ($|\eta| < 2.5$, excluding the transition region), the EM calorimeter is segmented into three layers longitudinal in shower depth. The first layer consists of strips finely grained in the η direction, offering excellent discrimination between isolated photons and pairs of closely spaced photons coming from $\pi^0 \rightarrow \gamma\gamma$ decay. For electrons and photons with high transverse energy, most of the energy is collected in the second layer, which has a lateral granularity of 0.025×0.025 in (η, ϕ) space. The third layer provides measurements of energy deposited in the tails of the shower. In front of the accordion calorimeter, a thin presampler layer, covering the pseudorapidity interval $|\eta| < 1.8$, is used to correct for energy loss upstream of the calorimeter.

Three hadronic calorimeter layers surround the EM calorimeter. For electrons and photons, they provide additional background discrimination through measurements of hadronic energy. The barrel hadronic calorimeter ($|\eta| < 1.7$) is an iron/scintillator tile sampling calorimeter with wavelength-shifting fibers. For the hadronic endcaps, copper/LAr calorimeters are used. The forward regions (FCal) are instrumented with copper-tungsten/LAr calorimeters for both the EM and hadronic energy measurements up to $|\eta| = 4.9$. The LAr-based detectors are housed in one barrel and two endcap cryostats.

The outermost layers of ATLAS consist of an external muon spectrometer (MS) in the pseudorapidity range $|\eta| < 2.7$, incorporating three large toroidal magnet assemblies with eight coils each. The field integral of the toroids ranges between 2.0 and 6.0 Tm for most of the acceptance. The MS includes precision tracking chambers and fast detectors for triggering.

3 ATLAS trigger system

A two-level trigger system [3] is used to select events of interest. The first-level (L1) trigger, implemented in custom hardware, utilises coarser-granularity signals from the calorimeters and the muon chambers to reduce the event rate from the 40 MHz bunch crossing rate to below 100 kHz; it has $2.5 \mu\text{s}$ to decide which events to keep to satisfy this factor 400 reduction. L1 also defines regions-of-interest (RoIs) which have calorimeter clusters with high transverse energy, E_T , or muon tracks in the muon chambers.

Events accepted by L1 are processed by the high-level trigger (HLT), based on algorithms implemented in software which must further reduce the number of events recorded to disk to an average rate of about 1 kHz within a few seconds. The HLT uses fine-granularity calorimeter information, precision measurements from the muon spectrometer and tracking information from the ID, which are not available at L1. HLT reconstruction can be executed either within the RoIs identified at L1 or for the full detector (full-scan). The selection of particle candidates by the HLT is performed at each step, so that if it fails at a certain step, subsequent steps are not executed. This is essential to reduce the time needed by the HLT to reconstruct the event and make a decision.

A sequence of L1 and HLT trigger algorithms is called a ‘trigger’ and is meant to identify one or more particles of a given type and a given threshold of transverse energy or momentum. For example, electron and photon triggers are meant to select events with one or more electrons or photons in the detector. The configuration of the trigger is controlled by the ‘trigger menu’, which defines a full list of the L1 and HLT triggers and their configurations. Menu composition and trigger thresholds are optimised for the LHC running conditions (beam type, luminosity, etc.) to fit within the event acceptance rate and the bandwidth constraints of the data acquisition system of the ATLAS detector as well as the offline storage constraints.

In addition to the triggers described above, there are ‘rerun’ triggers which never accept an event on their own, but are configured to run only on the events accepted by other triggers, and their decision is recorded for offline use. This information is used for studies of the trigger efficiency, which is calculated separately for each object (leg) of the multi-object triggers.

Trigger thresholds and identification criteria have to be modified sometimes to maintain a stable output rate. To ensure an optimal trigger menu within the rate constraints of a given LHC luminosity, prescale factors can be applied to both the L1 and HLT triggers independently and configured during data-taking. They allow the experiment to either disable triggers completely or to set the fraction of events that may be accepted by them.

4 Data sets and simulation samples

The results described in this paper use the full pp collision data set recorded by ATLAS between 2015 and 2018 with the LHC operating at a centre-of-mass energy of $\sqrt{s} = 13$ TeV. The maximum instantaneous luminosities increased by a factor of four during the four years of Run 2, resulting in an increase in the average number of interactions per bunch crossing, $\langle\mu\rangle$, also referred to as ‘pile-up’. In addition to pp data, the heavy-ion (HI) physics programme is realised for one month per year, typically starting in November. During it, the LHC provides either lead–lead ($PbPb$) ion collisions, or special reference runs with either low-pile-up pp or proton–lead (pPb) ion collisions. The per-year values of maximum instantaneous luminosity, pile-up and integrated luminosity after requiring stable beam conditions and a functional detector are summarised in Table 1 for the standard pp collisions and in Table 2 for the HI programme.

Table 1: The per-year values of maximum instantaneous luminosity (L), peak and average pile-up ($\langle\mu\rangle$), and integrated luminosity for pp data-taking. The uncertainty in the combined 2015–2018 integrated luminosity is 1.7% [8], obtained using the LUCID-2 detector [9] for the primary luminosity measurements. It should be noted that in 2017 the peak $\langle\mu\rangle = 80$ was reached only in a few dedicated runs, so a maximum value of $\langle\mu\rangle = 60$ is used for the results shown in this paper.

Year	Peak L [$\text{cm}^{-2}\text{s}^{-1}$]	Peak $\langle\mu\rangle$	Average $\langle\mu\rangle$	$\int Ldt$ [fb^{-1}]
2015	0.5×10^{34}	15	13.4	3.2
2016	1.4×10^{34}	45	25.1	32.9
2017	2.1×10^{34}	80	37.8	43.9
2018	2.1×10^{34}	60	36.1	58.5

Samples of simulated $Z \rightarrow ee$ and $W \rightarrow e\nu$ decays are used to benchmark the expected electron trigger efficiencies and to optimise the electron identification criteria. POWHEG-Box v1 Monte Carlo (MC) generator [10–13] is used for the simulation of the hard-scattering in these samples. It is interfaced to

Table 2: The per-year values of centre-of-mass energy per nucleon pair, maximum instantaneous luminosity, and integrated luminosity for the heavy-ion data-taking. A $\langle\mu\rangle$ value related to pile-up is not listed as it is negligible compared to the nominal pp data-taking (below 0.04 for the 2015 $PbPb$ data set).

Beam type	$\sqrt{s_{NN}}$	Year	Peak L [$\text{cm}^{-2}\text{s}^{-1}$]	$\int \text{Ldt}$
$PbPb$	5.02 TeV	2015	2.7×10^{27}	0.48 nb^{-1}
	5.02 TeV	2018	6.2×10^{27}	1.73 nb^{-1}
pp	5.02 TeV	2015	3.8×10^{32}	25 pb^{-1}
pPb	8.16 TeV	2016	8.6×10^{29}	165 nb^{-1}

PYTHIA 8.186 [14] for the modelling of the parton shower, hadronisation, and underlying event (UE), with parameters set according to the AZNLO tune [15]. The CT10 PDF set [16] is used for the hard-scattering processes, whereas the CTEQ6L1 PDF set [17] is used for the parton shower. The effect of QED final-state radiation is simulated with PHOTOS++ (v3.52) [18, 19]. The EVTGEN v1.2.0 program [20] is used to decay bottom and charm hadrons. For optimisation of the low- E_T electron selection, $J/\psi \rightarrow ee$ samples are used. These were generated with PYTHIA 8.186, the A14 set of tuned parameters [21], and the CTEQ6L1 PDF set for both the hard-scattering processes and the parton shower. For high- E_T electron trigger studies, a MC event sample for the $gg \rightarrow \text{radion}(3 \text{ TeV}) \rightarrow VV \rightarrow eeqq$ process was produced with MADGRAPH5-2.6.0 [22] interfaced to PYTHIA 8.212.

Background samples for electron processes were simulated with two-to-two processes in PYTHIA 8.186 with the A14 set of tuned parameters and NNPDF23LO [23]. These processes include multijet production, $qg \rightarrow q\gamma$, $q\bar{q} \rightarrow q\gamma$, W/Z boson production (plus other electroweak processes) and top-quark production. A filter is applied to enrich the sample in electron backgrounds: selected events have particles (excluding muons and neutrinos) produced in the hard scatter with a summed transverse energy exceeding 17 GeV in a region of $\Delta\eta \times \Delta\phi = 0.1 \times 0.1$. For the background studies, electrons from W/Z boson production are excluded using generator-level information.

For low- E_T photon trigger studies, samples of $Z \rightarrow \ell\ell\gamma$ ($\ell = e, \mu$) events with transverse energy of the photon above 10 GeV were generated with SHERPA 2.1.1 [24] and the CT10 PDF set. For high- E_T photon trigger studies, MC samples of prompt-photon production generated with PYTHIA 8.186 are used. These samples include the leading-order γ +jet events from $qg \rightarrow q\gamma$ and $q\bar{q} \rightarrow g\gamma$ hard-scattering processes, as well as prompt photons from quark fragmentation in QCD dijet events. In addition to the samples detailed above, samples of a Standard Model Higgs boson produced via gluon–gluon fusion decaying into two photons were generated using POWHEG-Box, NNLOPS implementation [25, 26], with the PDF4LHC15 PDF set [27], and interfaced to PYTHIA 8.186 for parton showering, hadronisation and the UE using the AZNLO set of tuned parameters.

Simulation of collision events includes the effect of multiple pp interactions in the same or neighbouring bunch crossings. The simulation of pile-up collisions was performed with PYTHIA 8.186 using the ATLAS A3 set of tuned parameters [28] and the NNPDF23LO PDF set, and weighted to reproduce the average number of pile-up interactions per bunch crossing observed in data. The generated events were passed through a full detector simulation [29] based on GEANT 4 [30].

5 Offline object reconstruction and identification

The offline electron and photon reconstruction [31] uses dynamic, variable-size clusters of energy deposits measured in topologically connected EM and hadronic calorimeter cells [32], called topo-clusters, to recover energy from bremsstrahlung photons or from electrons from photon conversions. After applying initial position corrections and energy calibrations to the topo-clusters, they are matched to ID tracks re-fitted to account for bremsstrahlung, following the procedure described in Ref. [33], to reconstruct electron candidates. Topo-clusters not matched to any track or matched to conversion vertices are reconstructed as photon candidates. The electron and photon candidates to be used for analyses then have their energies recalibrated.

Identification of photon candidates in ATLAS relies on rectangular selection requirements based on calorimetric variables [31] which deliver good separation between prompt photons and fake signatures. Fake photon signatures can result either from non-prompt photons originating from the decay of neutral hadrons in jets, or from jets depositing a large energy fraction in the EM calorimeter. Two identification working points (WPs), ‘loose’ and ‘tight’, are defined for photons. Photon identification WPs are strictly inclusive, i.e. photons satisfying the ‘tight’ selection are a subset of those satisfying the ‘loose’ selection. The ‘loose’ selection is based on shower shapes in the second layer of the EM calorimeter and on the energy deposited in the hadronic calorimeter. In addition to the ‘loose’ selection criteria, the ‘tight’ selection uses information from the finely segmented first layer of the calorimeter. For a collection of photons radiated from leptons in Z decays and with $E_T > 25$ GeV, the efficiency integrated over 2015–2017 data sets of the ‘loose’ (‘tight’) selection is 98.9% (87.5%) for photons not matched to any track and 96.3% (87.6%) for photons matched to conversion vertices [31].

Prompt electrons entering the central region of the detector ($|\eta| < 2.47$) are selected using a likelihood-based (LH) identification [31], which exploits the characteristic features of energy deposits in the EM calorimeters (longitudinal and lateral shower shapes), track quality, track–cluster matching, and particle identification by the TRT. The LH probability density functions (pdfs) for the E_T range of 4.5 to 15 GeV are derived from $J/\psi \rightarrow ee$ and for $E_T > 15$ GeV from $Z \rightarrow ee$ events as described in Ref. [31]. Different pdfs are obtained for each identification quantity in separate bins in electron-candidate E_T and η . To ensure a smooth variation of the electron identification efficiency with the electron E_T , the discriminant requirements are varied in finer bins than those defined for the pdfs and, at the E_T bin boundaries, a linear interpolation between the neighbouring bins in E_T is used to determine both the pdf values and the discriminant requirements at the bin boundaries. This procedure is referred to as ‘smoothing’. The discriminant threshold is also adjusted linearly as a function of the number of reconstructed vertices to yield a stable rejection of background electrons. Three operating points, corresponding to increasing threshold values for the LH discriminant, are defined (identification efficiencies quoted are averages for electroweak processes integrated over 2015–2017 data sets): ‘loose’ (93%), ‘medium’ (88%) and ‘tight’ (80%) [31].

Muon candidates, used in photon performance studies, are identified by matching ID tracks to tracks reconstructed in the muon spectrometer [34].

To reduce backgrounds from misidentified jets and from light- and heavy-flavour hadron decays inside jets, photon and lepton candidates are often required to be isolated. This isolation selection is specific to the analysis topology. The calorimeter isolation E_T^{iso} is computed as the sum of transverse energies of topo-clusters in the calorimeters, in a cone around the candidate. The energy deposited by the photon or lepton candidate and the contributions from the UE and pile-up are subtracted on an event-by-event basis [35]. The track isolation variable, p_T^{iso} is obtained by summing the scalar p_T of good-quality tracks in

a cone around the candidate; good tracks are defined here as having $p_T > 1$ GeV and a distance of closest approach to the primary vertex along the beam axis $|z_0 \sin \theta| < 3$ mm, and exclude the tracks associated with the photon conversion or the lepton candidate. The exact definitions of a few WPs used in this paper are provided in Table 3 and described in detail in Refs. [31, 34].

Table 3: Definition of isolation working points. For electron (muon) track isolation the cone size ΔR^{var} has a maximum value of 0.2 (0.3) and decreases as a function of p_T as $10 \text{ GeV}/p_T[\text{GeV}]$. Prefix ‘FC’ highlights a fixed requirement applied to the calorimeter and track isolation variables.

Object	WP	Calorimeter isolation	Track isolation
Photon	Calorimeter-only tight	$E_T^{\text{iso}}(\Delta R < 0.4) < 0.022 \cdot E_T + 2.45 \text{ GeV}$	-
Electron	FCTight	$E_T^{\text{iso}}(\Delta R < 0.2)/E_T < 0.06$	$p_T^{\text{iso}}(\Delta R^{\text{var}} < 0.2)/p_T < 0.06$
	FCLoose	$E_T^{\text{iso}}(\Delta R < 0.2)/E_T < 0.2$	$p_T^{\text{iso}}(\Delta R^{\text{var}} < 0.2)/p_T < 0.15$
Muon	FCLoose	$E_T^{\text{iso}}(\Delta R < 0.2)/p_T < 0.3$	$p_T^{\text{iso}}(\Delta R^{\text{var}} < 0.3)/p_T < 0.15$

6 Trigger reconstruction and identification of photons and electrons

Photon and electron reconstruction at the HLT stage is performed on each EM RoI provided by L1, which satisfies E_T and isolation requirements as specified by the trigger menu. It proceeds in a series of sequential steps as shown in Figure 1. In the HLT, fast algorithms are executed first, allowing precision algorithms (which closely reproduce the offline algorithms and require more CPU time) to run at a reduced rate later in the trigger sequence.

Fast algorithms are executed using calorimeter and ID information within the RoI to perform the initial selection and identification of the photon and electron candidates, and achieve early background rejection.

If a particle candidate satisfies the criteria defined for the fast selection, the precision algorithms are executed in the HLT, where access to detector information outside the RoI is possible. These precision online algorithms are similar to their offline counterparts, with the following exceptions: the bremsstrahlung-aware re-fit of electron tracks [33] and electron and photon dynamic, variable-size topo-clusters [31] are not used online; photon candidates are identified using only the calorimeter information online; the online algorithms use $\langle \mu \rangle$ to assess pile-up, while the number of primary vertices is used offline. In addition to the above, some cell-energy-level corrections are not available online, such as the correction for transient changes in LAr high-voltage [36], or differ in implementation, such as the bunch crossing position-dependent pile-up correction [37, 38].

6.1 Photon and electron triggers at L1

The details of the Run 2 L1 trigger algorithms can be found in Ref. [3], and only the basic elements are described here. The L1 trigger for photons and electrons uses calorimeter information in the central ($|\eta| < 2.5$) region to build an EM RoI. A sliding window algorithm is used, with a window consisting of 4×4 trigger towers with granularity 0.1×0.1 in η and ϕ , longitudinally segmented into electromagnetic and hadronic towers. Within the window the algorithm uses the maximum E_T from the four possible pairs of nearest-neighbour electromagnetic towers in a 2×2 central region; this is used for EM transverse energy reconstruction. The energy of the trigger towers is calibrated at the electromagnetic energy scale (EM

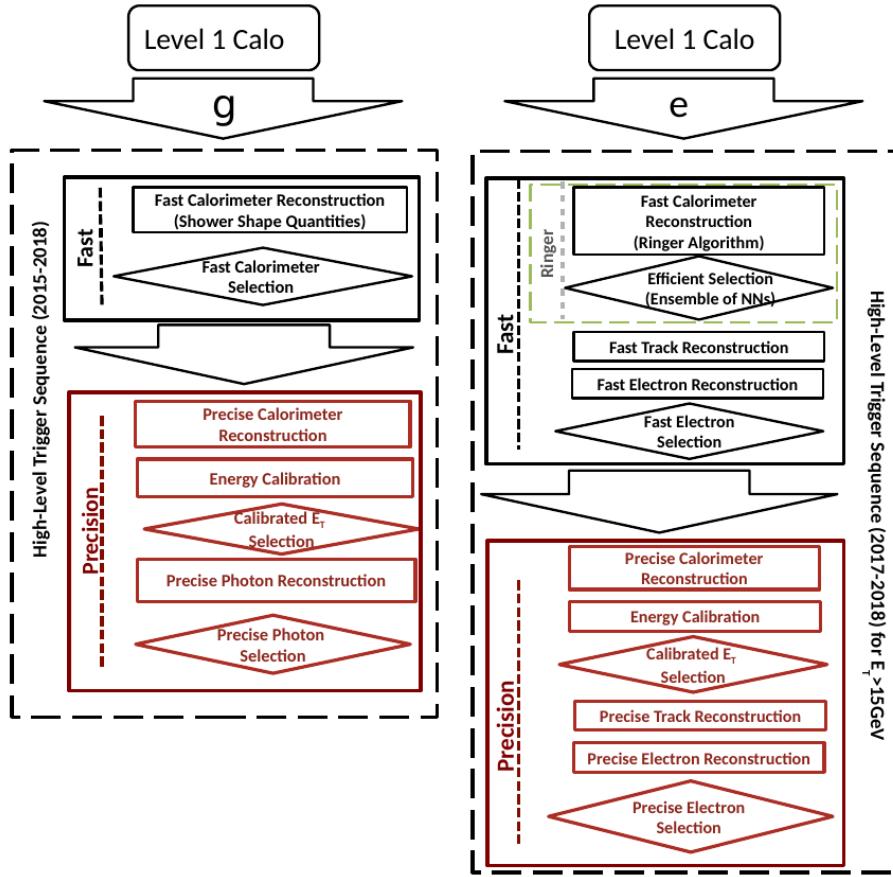


Figure 1: Simplified non-isolated photon (g) and electron (e) trigger sequences for pp data-taking.

scale). This EM scale is not the same as the one used in the offline reconstruction, which can lead to trigger inefficiencies relative to offline reconstruction as discussed in Section 8.

A nominal transverse energy threshold is applied (e.g. $E_T > 22$ GeV, denoted by the trigger name EM22). The threshold can also be η -dependent, due to the energy scale depending on η , within the granularity of 0.1. Typical variations of the threshold are -2 to $+3$ GeV relative to the nominal value. Optionally, a selection to reject hadronic activity can be applied: candidate electrons and photons are rejected if the sum of transverse energies in hadronic towers matched to the 2×2 central region is at least 1 GeV and exceeds $E_T/23.0 - 0.2$ GeV. Finally, an EM isolation requirement can be applied: candidate photons and electrons are rejected if the sum of transverse energies in the 12 towers surrounding the 2×2 central region in the EM layer is at least 2 GeV and exceeds $E_T/8.0 - 1.8$ GeV. No requirements based on hadronic activity or EM isolation are applied above 50 GeV of E_T reconstructed at L1. These additional selections were optimised to maintain a fixed L1 efficiency at the lowest possible rate. The effect of these additional selections on the rate and efficiency is discussed in Section 8.

6.2 HLT photon reconstruction and identification for pp data-taking

The HLT fast algorithm reconstructs clusters from the calorimeter cells within the EM RoIs identified by L1. To minimise the HLT latency, the fast algorithm uses only the second layer of the EM calorimeter to

find the cell with the largest deposited transverse energy in the RoI. This cell is referred to as the ‘pre-seed’. Nine possible 3×7 windows ($\Delta\eta \times \Delta\phi = 0.075 \times 0.175$) around the pre-seed cell are checked to ensure that the local maximum, the cluster seed, is found. The final cluster position is obtained by calculating the energy-weighted average cell positions inside a 3×7 window centred on the cluster seed. To compute the accumulated energy in all EM calorimeter layers, a cluster size of 3×7 is used in the barrel and a cluster size of 5×5 in the endcaps. Several corrections, based on the offline reconstruction algorithms, are used at the fast algorithm step in order to improve the resolution of the cluster position and energy.

In this fast reconstruction step, only selections on the cluster E_T and shower shape parameters² R_{had} , R_η and E_{ratio} , which have good discrimination power between background and signal, are applied.

In the precision step, offline-like algorithms are used for the reconstruction of calorimeter quantities. After retrieving the cell information from regions slightly larger than the RoI, the precision HLT reconstruction uses the offline sliding-window algorithm to construct clusters [39]. The energy of the clusters is calibrated using a multivariate technique such that the response of the calorimeter layers is corrected in data and simulation [38]. The online photon identification relies on the same cluster shower shapes that are used in the offline algorithms (details are given in Ref. [40]), and three identification WPs are defined: ‘loose’, ‘medium’, and ‘tight’. The ‘medium’ identification is used only in the HLT.

An optional requirement on calorimeter-only isolation in photon triggers uses topo-clusters, similar to the offline isolation calculation [31]. Full-scan topo-cluster reconstruction is needed to compute the energy density of the event on-the-fly in the HLT; this is then used to subtract ambient noise in the isolation cone. An isolation cone of size $\Delta R = 0.2$ (0.4) around the photon candidate is used for the very-loose (tight) isolation requirement, denoted by ‘icalovloose’ (‘icalotight’). If the ratio of the transverse energy in the topo-clusters to the transverse energy of the photon candidate is less than 10% (3%, with an energy offset of 2.45 GeV), then the photon is considered isolated for ‘icalovloose’ (‘icalotight’) by the HLT. These isolation criteria are over 98% efficient for offline photons satisfying tight isolation. The full-scan topo-cluster reconstruction is executed only once per event at the end of the trigger sequence (as it is very CPU intense) and is common to all isolated triggers and all trigger signatures.

6.3 HLT electron reconstruction and identification for pp data-taking

HLT electron reconstruction also has fast and precision steps. The description below corresponds to the implementation at the end of Run 2 data-taking; modifications made to the initial Run 2 implementation are described in Section 10.1.

The fast calorimeter reconstruction and selection steps for electrons have two implementations: a cut-based algorithm and a neural-network-based ‘Ringer’ algorithm. The former algorithm, the same as described above for photons, is used for electron triggers with $E_T < 15$ GeV. The Ringer algorithm, described in detail in Section 6.3.1, is used for triggering electrons with $E_T \geq 15$ GeV. For both fast algorithms, electron candidates are required to have tracks from the fast track reconstruction step, performed inside the RoI only, matching the corresponding clusters as detailed in Section 10.1.

² R_{had} is the ratio of the cluster transverse energy in the hadronic calorimeter to that in the EM calorimeter. R_η is based on the cluster shape in the second layer of the EM calorimeter and defined as the ratio of the E_T in a core region of 3×7 cells in $\eta \times \phi$ to that in a 7×7 region, expanded in η from 3×7 core. E_{ratio} is based on the cluster shape in the first layer of the EM calorimeter and defined as the ratio of the energy difference between the maximum energy deposit and the energy deposit in a secondary maximum in the cluster to the sum of these energies.

In the precision calorimeter reconstruction step, the cluster reconstruction and calibration are similar to those for photons, and to those used offline in early Run 2 analyses [41]. Precision tracks within the RoI are extrapolated to the second layer of the EM calorimeter and are required to match the clusters within $|\Delta\eta(\text{track, cluster})| < 0.05$ and $|\Delta\phi(\text{track, cluster})| < 0.05$ rad. The offline reconstruction uses a looser, asymmetric condition for the matching in ϕ [31] to mitigate the effects of the energy loss due to bremsstrahlung; this leads to some inefficiency at the trigger level. In the precision step, the electron selection relies on a multivariate technique using a LH discriminant with four operating points: ‘lhvloose’, ‘lhloose’, ‘lhmedium’, and ‘lhtight’. The identification in the trigger is designed to be as close as possible to the offline version, but there are a few necessary differences: the discriminating variables used online have different resolutions; the momentum loss due to bremsstrahlung, $\Delta p/p$, is not accounted for in the online LH. Triggers with ‘nod0’ suffixed to their names do not include the transverse impact parameter relative to the beam-line, d_0 , and its significance, $|d_0/\sigma(d_0)|$, in the online LH: this reduces inefficiency due to the absence of the bremsstrahlung-aware re-fit in the HLT and preserves efficiency for electrons from exotic processes which do not originate at the primary vertex.

An additional, optional requirement of isolation denoted ‘ivarloose’ is also available for electron triggers. This tracking-only isolation is required to satisfy $p_T^{\text{iso}}(\Delta R^{\text{var}} < 0.2)/p_T < 0.10$ and is calculated similarly to the offline isolation working points detailed in Table 3 in Section 5.

Some triggers with non-standard electron sequences are also used. For example, triggers with only E_T requirements applied in the HLT (fast and precision levels) and no tracking requirements are called ‘etcut’ and are used both as high- E_T unprescaled triggers described in Section 10.3 and as prescaled triggers for electron performance studies described in Ref. [31].

6.3.1 Ringer algorithm

The Ringer algorithm exploits the property of EM showers to develop in the lateral direction in an approximately conical structure around the initial particle. This feature allows the relevant information from the calorimeters to be encoded into quantities describing energy sums (Σ) of all the cells in a concentric ring [42], referred to as ‘rings’, in each calorimeter sampling layer. The rings (r_2, \dots, r_n) are rectangular in shape because of the calorimeter cell structure [4] as illustrated in Figure 2. In the EM calorimeter, these rings are centred around the most energetic cell at each layer, while in the hadronic calorimeter the position of the most energetic cell in the second layer of the EM calorimeter is used as an axis. A hundred rings are defined in total within an RoI. There are $n = 8$ rings for each of the presampler, second, and third layers of the EM calorimeter, 64 rings in the first layer of the EM calorimeter, and 4 rings in each of the three layers of the hadronic calorimeter. The transverse energy deposited in each ring is normalised to the total transverse energy in the RoI.

The concatenated vector of 100 normalised ring transverse energies feeds an ensemble of multilayer perceptron (MLP) neural networks (NN) [43] for each $E_T \times \eta$ region. The activation function of the hidden layer is a hyperbolic tangent. For the 2017 data-taking, the model parameters were optimised on the simulated $Z \rightarrow ee$ and background data sets described in Section 4. In 2018, this optimisation was performed on the 2017 data. The training procedure and parameters are the same for all specific NNs, except for the number of hidden units in a single-hidden-layer MLP, optimised in the range of 5 to 20 units using tenfold cross-validation efficiency measurements.

The NNs are trained and selected for operation with a heuristic technique to avoid local optima and achieve an optimal fake rejection, while maintaining the trigger electron efficiency unchanged relative to the

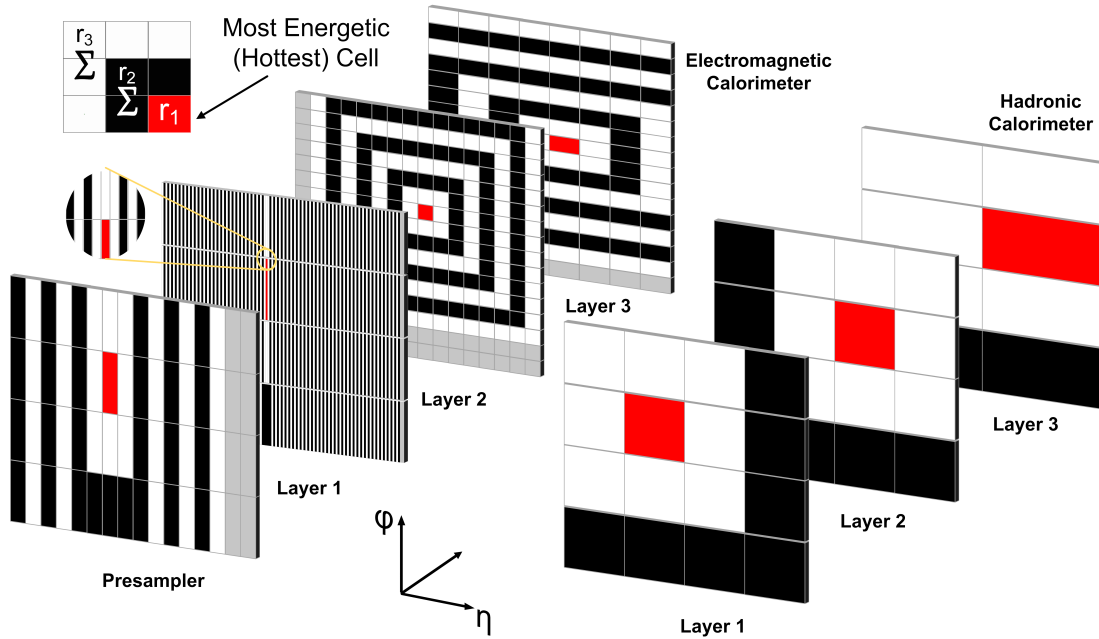


Figure 2: The concept of ring-shaped energy reconstruction in a calorimeter slice corresponding to the RoI size for $|\eta| < 1.35$. The most energetic cell (r_1) is shown in red, while the rings around it alternate between black and white. In this scenario there are some areas not used by the Ringer algorithm calculation: the vertical strip at the right edge of the presampler and layer 1, and the horizontal strip(s) at the lower edge of layers 2 and 3.

cut-based fast-electron selection. The ensemble composition comprises 20 (25) NNs for 2017 (2018) data-taking, with typically no more than 10 neurons in the hidden layer.

Each discriminant requirement is computed as a linear function of $\langle \mu \rangle$ to ensure pile-up independence of the signal efficiency. To account for mismodelling in the MC simulations, the parameters of the linear threshold correction were derived using 2016 (2017) collision data for the 2017 (2018) data-taking period.

The Ringer algorithm increases the time taken by the fast calorimeter reconstruction step to 1–2 ms per event, approximately 45% slower than the cut-based algorithm. However, it reduces the number of input candidates for the more CPU-demanding fast tracking step (which takes about 64 ms per event) by a factor of 1.5–6. This factor depends on the detailed trigger configuration. Overall, the use of the Ringer algorithm enabled at least a 50% reduction in the CPU demand for the lowest-threshold unprescaled single-electron trigger. In Run 2, the Ringer algorithm was used only in the electron triggers with E_T thresholds above 15 GeV, because of the availability of a large $Z \rightarrow ee$ event sample in data, useful for the Ringer algorithm validation. Its implementation for the electron triggers with E_T thresholds below 15 GeV was finalized only during 2018, too late to be used for the data-taking. The Ringer algorithm was not used in the photon triggers during Run 2, as they do not have any CPU-demanding track reconstruction steps and gains from its implementation are smaller than for electrons.

6.4 HLT photon and electron reconstruction and identification for heavy-ion data-taking

Triggering on both reference pp and pPb collisions relies on strategies developed for high-pile-up pp data-taking, while for $PbPb$ a dedicated set of triggers is required.

One of the main characteristics of HI collisions is event centrality, which is determined by the total transverse energy measured in the forward calorimeter, FCal ΣE_T . Small (large) values correspond to events with a small (large) overlap region of two colliding nuclei. In a $PbPb$ collision, the average background originating from the UE in the calorimeter and ID can affect the performance of the online reconstruction and identification of photons and electrons. Unlike pile-up in pp collisions, the UE background cannot be assumed to change slowly with time; on the contrary, it can be dramatically different event-by-event due to the varying HI collision centrality. The tracking performance is approximately centrality-independent, so the track-related requirements are identical to those for pp collisions.

To maintain centrality-independence of the photon and electron trigger performance, a UE correction is performed in a two-stage approach. First, at the fast calorimeter stage of the HLT, no shower shapes are used for the online selection and only an E_T requirement is imposed. This allows the rate with which the UE correction is applied to be reduced, while consuming only the resources required for reconstruction in RoIs. Next, the UE correction is evaluated per cell as an average in ϕ for each slice of width $\Delta\eta = 0.1$ in each calorimeter layer. This calculated average energy is then subtracted from the cluster constituent cells. As a result, the cells in the RoI (which are used as inputs to clustering and downstream identification algorithms) contain no systematic bias due to the UE. Residual fluctuations due to the stochastic nature of the UE remain present.

Due to the small size of the EM cluster, this first-order UE correction is found to be sufficient; the azimuthal modulation originating from the flow phenomenon [44] in the UE can be neglected.

Both the cut-based (photon and electron) and LH (electron) identifications are used for the HI triggers. Their performance is presented in Section 11. The cut-based electron identification for HI collisions is similar to that used for the pp data-taking in Run 1 (2010–2012) [1]. Two WPs are defined: ‘loose_ion’ and ‘medium_ion’, based on a subset of variables used in the standard electron LH selection. These working points are strictly inclusive. The ‘medium_ion’ working point uses more variables than ‘loose_ion’ to increase background rejection.

6.5 Trigger naming convention

Table 4: Selected optional requirements which can be suffixed to photon and electron trigger names.

	Photon (g)	Electron (e)
Identification	loose, medium, tight	lhvloose, lhloose, lhmedium, lhtight
Modified identification		nod0 – transverse impact parameter not used
Isolation	icalovloose, icalotight	ivarloose
Special reconstruction	etcut – E_T -only requirement applied in the HLT	ion – triggers for heavy-ion data-taking

The ATLAS Run 2 trigger naming convention used is [Trigger level]_[object multiplicity][object type][minimum E_T value in GeV] and, optionally, an additional string detailing other requirements listed in Table 4. Trigger level is L1 or HLT, often omitted for brevity. Possible object types are ‘EM’ for L1 EM cluster, ‘g’ for HLT photon and ‘e’ for HLT electron. Additional options at L1, detailed in Section 6.1, are η -dependence of the E_T threshold (denoted by the letter ‘V’ appended to the trigger name), the hadronic activity veto (denoted by ‘H’) and the EM isolation requirement (denoted by ‘I’). Although each HLT trigger is configured with a L1 trigger as its ‘seed’, the latter is not always mentioned explicitly

as part of the trigger name. For example, a trigger with name `2g20_tight_icalovloose_L12EM15VHI` is designed to identify at least two photons at the HLT with $E_T > 20$ GeV each satisfying ‘tight’ photon identification criteria and calorimeter-only very loose isolation requirements; here the name explicitly mentions the ‘seed’ L1 trigger, which requires two isolated L1 EM clusters with η -dependent threshold centred on E_T of 15 GeV.

7 Performance measurement techniques

7.1 Rate measurements

The ATLAS data-taking conditions are archived with a time interval of the order of a minute, which defines a luminosity block. In order to obtain the rate of a given trigger as a function of the instantaneous luminosity [9, 45], individual rate measurements on different luminosity blocks from all data collected in a given year are used. If, for a given rate measurement, the ratio of trigger rate to instantaneous luminosity varies by more than 20% from the average of other measurements, that measurement is not taken into account as an estimator of the rate for that trigger. This avoids averaging rate measurements that fluctuate because of unpredictable and temporary changes of LHC collisions.

7.2 Measurement of the electron trigger efficiency

The electron trigger efficiency, denoted by ϵ_{trig} , can be measured either for electrons at the HLT (including L1) or for EM clusters at L1. It is estimated directly from data using the tag-and-probe method described in detail in Ref. [46]. This method selects, from a known resonance such as $Z \rightarrow ee$, an unbiased sample of ‘probe’ electrons by using strict selection requirements on the second ‘tag’ object. The efficiency of any given requirement can then be determined by applying it to the probe sample, after accounting for residual background contamination.

The total efficiency, ϵ_{total} , may be factorised as a product of two efficiency terms:

$$\epsilon_{\text{total}} = \epsilon_{\text{offline}} \times \epsilon_{\text{trig}} = \left(\frac{N_{\text{offline}}}{N_{\text{all}}} \right) \times \left(\frac{N_{\text{trig}}}{N_{\text{offline}}} \right),$$

where N_{all} is the number of produced electrons, N_{trig} is the number of triggered electron candidates, N_{offline} is the number of isolated, identified and reconstructed offline electron candidates and $\epsilon_{\text{offline}}$ is the offline efficiency [31]. The efficiency of a trigger is computed with respect to a specific offline isolation and identification WP. Therefore, when presenting the results in Section 10, several efficiencies per trigger are provided and these correspond to a few representative offline electron selections.

Events with $Z \rightarrow ee$ decays are collected using unrescaled single-electron triggers (see Section 10.1 for details). The tag electron must be an electron identified offline with the tight selection criteria (hereafter called ‘tight offline electron’) associated geometrically with the object that fired the trigger, with $E_T > 27$ GeV and $|\eta| < 2.47$ and outside the transition region between the barrel and the endcaps $1.37 < |\eta| < 1.52$. For the electron trigger efficiency measurement, the isolation and identification requirements on the probe are always specified and they have to correspond to the electron offline identification requirements used in an analysis. The background subtraction is performed with so-called Z_{mass} method [46], in which the invariant-mass distribution constructed from the tag–probe pair is used to

discriminate electrons from background. The signal efficiency is extracted in a window ± 15 GeV around the Z boson mass [47] and its statistical and systematic uncertainties are derived as described in Ref. [41].

Simulated events need to be corrected to reproduce as closely as possible the efficiencies measured in data. This is achieved by applying ‘an efficiency correction factor’, defined as the ratio of the efficiency measurement in data to that determined in simulated events, to the event weight in simulation. The impact of the choice of $Z \rightarrow ee$ events for the efficiency measurement, and uncertainties in the background estimation, are assessed by varying the requirements on the selection of both the tag and probe electron candidates and by varying the details of the background subtraction method as detailed in Ref. [41]. The scaling factor and its systematic uncertainty are obtained from the mean and standard deviation, respectively, of the results produced by the set of independent variations of all these parameters. The statistical uncertainty is calculated as the average over the statistical uncertainties in all variations.

7.3 Measurement of the photon trigger efficiency

The photon trigger efficiency at the HLT (including L1), denoted by $\epsilon_{\text{trig}}^\gamma$, can be measured by two complementary data-driven methods. The Bootstrap (BS) method uses photons triggered by a lower level or unbiased trigger, while the second method uses photons from radiative $Z \rightarrow \ell\ell\gamma$ decays.

The BS event sample is collected by L1-only triggers or by loose, low- E_T photon triggers. In the BS method, the photon trigger efficiency can be factorised as the product of two efficiency terms:

$$\epsilon_{\text{trig}}^\gamma = \epsilon_{\text{HLT|BS}} \times \epsilon_{\text{BS}}.$$

The efficiency of the HLT photon trigger relative to the corresponding BS sample efficiency, $\epsilon_{\text{HLT|BS}}$, is measured with offline photons on events in the BS sample. The BS sample efficiency, ϵ_{BS} , is computed on collision events recorded by a special ‘random’ trigger, which runs at a rate of a few Hz, by comparing the number of the BS events with the number of isolated, identified and reconstructed offline photon candidates in the sample. The background contamination in this sample is large, which could lead to biases towards a lower efficiency estimate. Those biases are expected to be small because the photon trigger efficiency is evaluated with respect to ‘tight’ and isolated offline photons and a few GeV above the trigger threshold. The trigger efficiency for background photons fulfilling the ‘tight’ offline identification is also very high, close to the one of signal photons; an additional systematic uncertainty is assigned as described below to account for any potential biases.

The systematic uncertainty of the trigger efficiency is computed as the discrepancy between the efficiency measured in data and in simulated $H \rightarrow \gamma\gamma$ (high- E_T) and prompt-photon (low- E_T) samples. This approach to compute the systematic uncertainties is conservative, as it also includes the discrepancies between simulation and real data (mismodelling). The main underlying assumption is that the trigger efficiency in the MC simulation is close to the trigger efficiency in a pure sample of photons in data. This assumption is supported by the observation of good agreement between the trigger efficiencies in data and simulation for photons from Z radiative decays, discussed in Section 9.

The size of the data sample collected during Run 2 allows the use of photons from radiative Z decays to measure the photon trigger efficiencies. In this method the photon trigger efficiency is measured using a clean sample of prompt, isolated photons with relatively low p_T from $Z \rightarrow \ell\ell\gamma$ ($\ell = e, \mu$) decays, in which a photon is produced from the final-state radiation of one of the two leptons from the Z boson decay.

Events triggered by the lowest-threshold unprescaled single and double electron and muon triggers are used to select $Z \rightarrow ee\gamma$ and $Z \rightarrow \mu\mu\gamma$ event candidates. The sample is selected by requiring events with two opposite-charge leptons (ee or $\mu\mu$) with $p_T > 10$ GeV and a ‘tight’ photon candidate within $|\eta| < 2.37$, excluding the calorimeter transition region, and with $E_T > 10$ GeV. The photon candidate is further required to satisfy an isolation WP of interest. Both leptons are required to satisfy the ‘medium’ identification and ‘FCLoose’ isolation criteria, and must have $|\eta| < 2.47$, with $|z_0| < 10$ mm and $|d_0/\sigma(d_0)| < 10$. The separation between the photon and each lepton is required to be $\Delta R > 0.2$. Figure 3 shows the distribution of $m_{\ell\ell}$ vs the three-body mass, $m_{\ell\ell\gamma}$. The invariant mass of the two leptons must be within $40 < m_{\ell\ell} < 83$ GeV to reject events in which a $Z \rightarrow \ell\ell$ decay is produced in association with a photon coming from initial-state radiation. The invariant mass of the three-body system is required to be $86 < m_{\ell\ell\gamma} < 96$ GeV. With these requirements, only photons originating from Z radiative decays are selected. If more than one $\ell\ell\gamma$ candidate is found, the one with the three-body mass closest to the Z boson mass is selected.

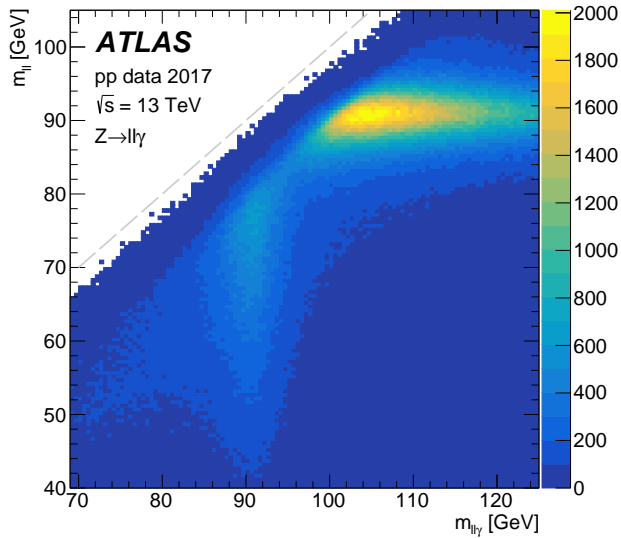


Figure 3: The invariant mass of the two leptons, $m_{\ell\ell}$, vs the invariant mass of the three-body system, $m_{\ell\ell\gamma}$, in $Z \rightarrow ee\gamma$ and $Z \rightarrow \mu\mu\gamma$ decays in 2017 pp data. Events with a photon and a $Z \rightarrow \ell\ell$ decay are visible as a horizontal band, which peaks around $m_{\ell\ell} = 90$ GeV for three-body invariant masses above 96 GeV, and can be easily separated from Z radiative decay events, which are concentrated in a vertical band around $m_{\ell\ell\gamma} = 90$ GeV.

The statistical uncertainty associated with the Z radiative decay method is calculated as a confidence interval of a Bayesian estimate with Jeffrey’s prior [48]. The systematic uncertainty is estimated by following the strategy used in the $Z \rightarrow ee$ tag-and-probe method for electron measurements described in Section 7.2. In this case, the two leptons are the tags, and the photon is the probe. The systematic uncertainty is estimated from variations in the trigger efficiency measurement resulting from changing the requirements on the leptons and on the dilepton and three-body systems. The requirement on the invariant mass of the dilepton system is varied from $30 < m_{\ell\ell} < 83$ GeV to $50 < m_{\ell\ell} < 90$ GeV. The three-body system mass requirement is varied from $65 < m_{\ell\ell\gamma} < 105$ GeV to $80 < m_{\ell\ell\gamma} < 95$ GeV. In addition, when considering the electron channel, the identification of the tags is changed from ‘tight’ to ‘medium’ for one or both electrons.

Figure 4 shows a comparison between the BS and Z radiative decay methods for ‘medium’ photon triggers in 2018. The small difference in performance for the turn-on is due to the different purities of the samples:

there are significant backgrounds in the BS sample, and almost inexistent backgrounds in the Z radiative decay measurement, leading to slightly higher efficiency computed by the Z radiative decay method. This is expected, as the efficiency for the trigger to select the background present in the BS sample is lower than the efficiency for the trigger to select real photons. Typically, physics analyses use the photon triggers to select objects with E_T at least 5 GeV above the trigger threshold. In that regime, the efficiency measurements of both methods give compatible results. The Z radiative decay method provides a data-driven sample of photons with very high purity to compute the efficiency for trigger thresholds below 60 GeV; above this value the BS method is used.

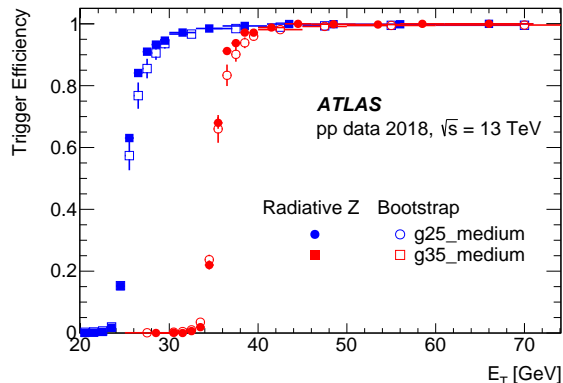


Figure 4: The photon trigger efficiency as a function of the offline photon E_T for both legs of the primary diphoton trigger in the 2018 pp data. The measurement using the BS method (open markers) is compared with that using the Z radiative decay (filled markers) method. The efficiency is computed with respect to offline photons satisfying ‘tight’ identification criteria and a ‘calorimeter-only tight’ isolation requirement. Offline photon candidates in the calorimeter transition region $1.37 < |\eta| < 1.52$ are not considered. The error bars indicate statistical uncertainties.

8 L1 trigger evolution and performance

Table 5: List of unprescaled L1 EM triggers in different data-taking periods during Run 2.

L1 EM trigger type	2015	2016	2017–2018
Single object	L1_EM20VH	L1_EM22VHI	
Diobject	L1_2EM10VH	L1_2EM15VH	L1_2EM15VHI

Table 5 shows the lowest-threshold unprescaled single-object and diobject L1 EM triggers in the different data-taking periods during Run 2. Figure 5 shows the L1 rates for the single-object and diobject EM calorimeter triggers during Run 2. Among the triggers shown there are two single-object triggers not used in Run 2: the L1_EM20VHI trigger, to highlight the additional rejection from the EM isolation requirement, and L1_EM24VHI, which was a ‘backup’ trigger for single EM objects. The single-object L1 rates in Figure 5(a) are well described by a linear fit as a function of luminosity, with an approximately zero intercept, indicating a negligible contribution from effects not related to pp collisions, as expected for such a narrow RoI window. For single-object L1 EM triggers with E_T in the range 20–24 GeV, the rate is reduced by approximately 25% when the threshold is raised by 2 GeV. For diobject L1 EM triggers this reduction in rate depends on the threshold: for a 5 GeV increase from L1_2EM10VH (L1_2EM15VH) a

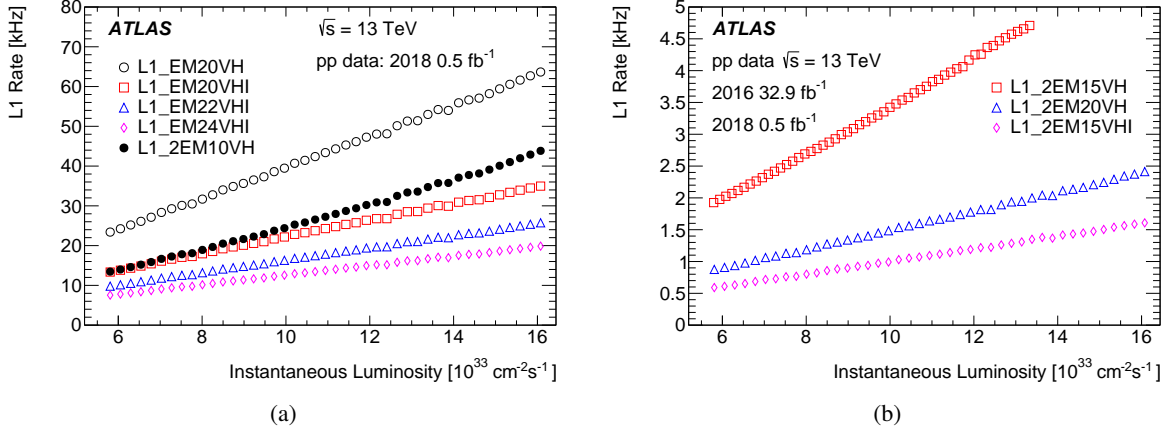


Figure 5: Dependence of the L1 trigger rates on the luminosity for single-object and diobject L1 EM triggers. The 2016 pp data is used for the L1_2EM15VH trigger, as this trigger was unavailable in 2018.

reduction of 90% (50%) is achieved. An additional EM isolation requirement (I) leads to a consistent rate reduction of about 44% per leg for single-object (L1_EM20VH) and diobject (L1_2EM15VH) triggers and a pile-up-dependent efficiency loss of at most 5% up to 50 GeV, as shown in Figure 6. No isolation requirements are applied above this E_T value.

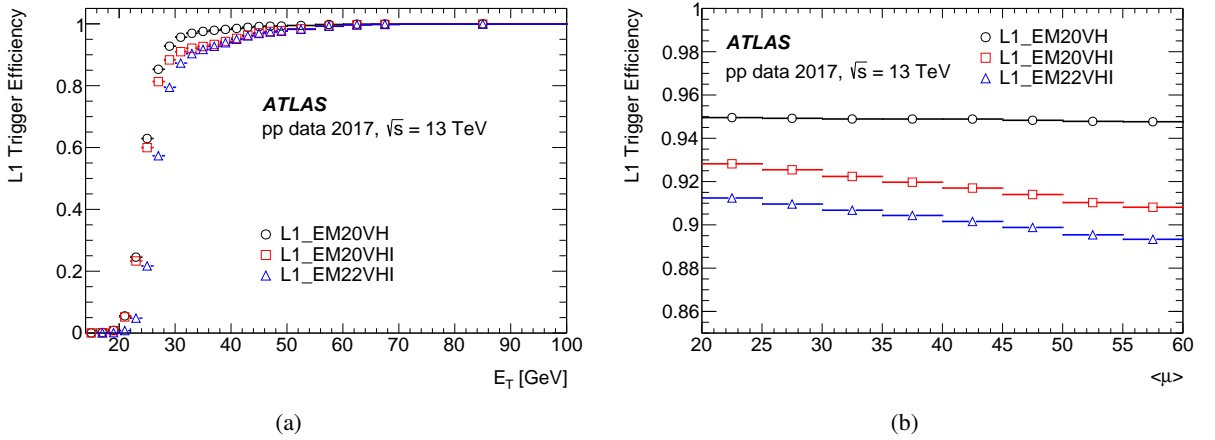


Figure 6: Efficiency of L1 single EM object triggers as a function of (a) the offline electron E_T and (b) pile-up. The offline reconstructed electron is required to pass a likelihood-based ‘tight’ identification. The efficiencies are measured with a tag-and-probe method in $Z \rightarrow ee$ data events, using offline monitoring tools described in Section 12. The error bars show the statistical uncertainties only. No background subtraction is applied, as the effect is expected to be negligible. For (b), only offline candidates with E_T values at least 1 GeV above the corresponding trigger threshold are considered.

Dedicated combined-object triggers such as three EM clusters or an EM cluster with a muon, τ -lepton, jet, or missing transverse momentum are also implemented at L1, allowing L1 EM trigger thresholds to be lowered to 7 GeV. Some L1 triggers do not require an additional EM object for their rate reduction. In this case, their HLT photon/electron reconstruction is seeded by the lowest available L1 EM threshold, which is 3 GeV.

Additional topological requirements (invariant mass, ΔR , etc.) can also be applied to L1 triggers to further reduce the rate. For example, prescaled triggers used to collect $J/\psi \rightarrow ee$ events for the low- E_T electron performance studies [31, 38, 41] have at least one L1 EM threshold as low as 3 GeV and a requirement on the invariant mass of the EM object pairs to lie between 1 and 5 GeV [49]. The latter requirement leads to trigger rate reduction factors of 4–9, depending on the exact trigger threshold configuration.

9 Photon trigger evolution and performance in pp data-taking

9.1 Evolution of photon triggers in Run 2

Table 6 shows the lowest-threshold unprescaled photon triggers in different data-taking periods during Run 2. The ‘loose’ and ‘medium’ identification requirements remained unchanged throughout 2015–2018. An optimisation of the selection for the online ‘tight’ definition was performed at the end of 2017 in order to synchronise with a reoptimised offline ‘tight’ photon selection. The calorimeter-only isolation requirement (icalovloose) was implemented in the HLT for tight diphoton triggers for the first time in 2017.

Table 6: List of unprescaled triggers with photons in different data-taking periods during Run 2. The corresponding L1 trigger threshold is given in brackets. No L1 isolation is applied for L1 $E_T > 50$ GeV.

Trigger type	2015	2016	2017–2018
Primary single photon	g120_loose (EM22VHI)		g140_loose (EM22VHI)
Primary diphoton	g35_loose_g25_loose (2EM15VH)		g35_medium_g25_medium (2EM20VH)
Loose diphoton			2g50_loose (2EM20VH)
Tight diphoton	2g20_tight (2EM15VH)	2g22_tight (2EM15VH)	2g20_tight_icalovloose (2EM15VHI)

9.2 Primary single-photon and diphoton triggers

The lowest-threshold unprescaled single-photon trigger is primarily designed to trigger on high- E_T photons in searches for new phenomena beyond the Standard Model. This primary single-photon trigger uses the ‘loose’ identification requirement, with no isolation applied. Figure 7 shows the HLT trigger rates for photon triggers as a function of instantaneous luminosity. The E_T threshold of the single-photon trigger was increased from 120 to 140 GeV in 2016 to keep its acceptance rate below 50 Hz, as shown in Figure 7(a).

The efficiencies of the single-photon triggers in 2015–2018, measured with the BS method, are shown in Figure 8 as a function of E_T and η . The total uncertainties, shown as vertical bars, are dominated by systematic uncertainties, especially differences between data and Monte Carlo simulation. The trigger efficiency measurement has a total uncertainty of the order of 1% for photons with E_T values 5 GeV above the trigger threshold, and an uncertainty of less than 0.1% for photons at least 10 GeV above the trigger threshold.

Primary diphoton triggers are mainly designed for efficient selection of events with Higgs boson candidates in the diphoton decay channel. Trigger E_T thresholds of 35 and 25 GeV for the leading and subleading

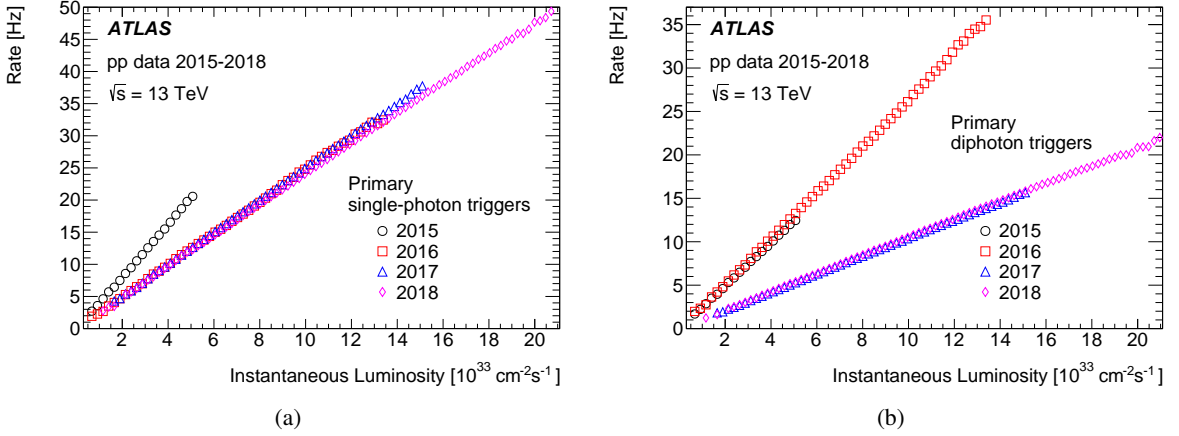


Figure 7: HLT output rate as a function of instantaneous luminosity for the primary (a) single-photon triggers and (b) diphoton triggers in 2015–2018. The changes between years are detailed in Section 9.1.

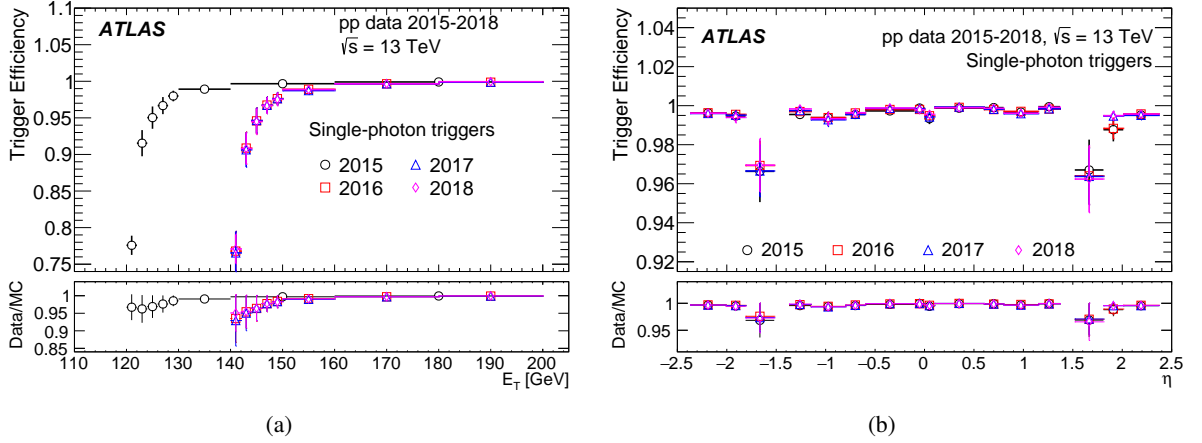


Figure 8: Efficiencies of single-photon triggers in 2015–2018 as a function of the offline photon (a) E_T and (b) η . The changes between years are detailed in Section 9.1. The efficiency is computed with respect to offline photons satisfying ‘tight’ identification criteria and a ‘calorimeter-only tight’ isolation requirement. The ratios of data to MC simulation efficiencies are also shown. The total uncertainties, shown as vertical bars, are dominated by systematic uncertainties. Offline photon candidates in the calorimeter transition region $1.37 < |\eta| < 1.52$ are not considered. For (b), only offline candidates with E_T values 5 GeV above the corresponding trigger threshold are used.

photons allow the collection of diphoton events with invariant masses low enough for good background modelling for resonances above 120 GeV, such as the Higgs boson [50, 51]. During 2015 and 2016 ‘loose’ identification was used at the HLT for primary diphoton triggers. During 2017–2018, ‘medium’ identification was used in order to keep the primary diphoton trigger rate below 20 Hz at higher values of instantaneous luminosity, as shown in Figure 7(b). The rate of the primary diphoton triggers shows a linear dependence on the instantaneous luminosity. As shown in Table 6, diphoton triggers with ‘loose’ identification were maintained at higher trigger E_T thresholds (50 GeV).

To measure the efficiency of primary diphoton triggers in data, photons from Z radiative decays are used. Trigger efficiencies for each of the legs of the diphoton trigger are measured separately and then combined

at the analysis level. This approach is used for all the multi-object and combined triggers. The efficiencies for the 25 GeV leg of the primary diphoton triggers in 2015–2018 are shown in Figure 9. Slightly lower efficiencies are observed in 2017–2018 due to the tightening of the online photon identification from the ‘loose’ to ‘medium’ WP: it is $\sim 95\%$ efficient for events with offline ‘tight’ isolated photons with E_T at least 5 GeV above the trigger threshold. Trigger efficiencies show no significant dependence on η or $\langle\mu\rangle$, remaining close to 100% during most of Run 2; the 2017 efficiency is the lowest of all years due to a different LHC bunch structure. The total uncertainties, shown as vertical bars, are dominated by statistical uncertainties. The ratios of efficiency measured in data to that in MC simulation are shown in Figure 9 as functions of E_T , η and $\langle\mu\rangle$, and are close to 1 in all cases, confirming good data/MC simulation agreement and validating the systematic uncertainty procedure for the BS method.

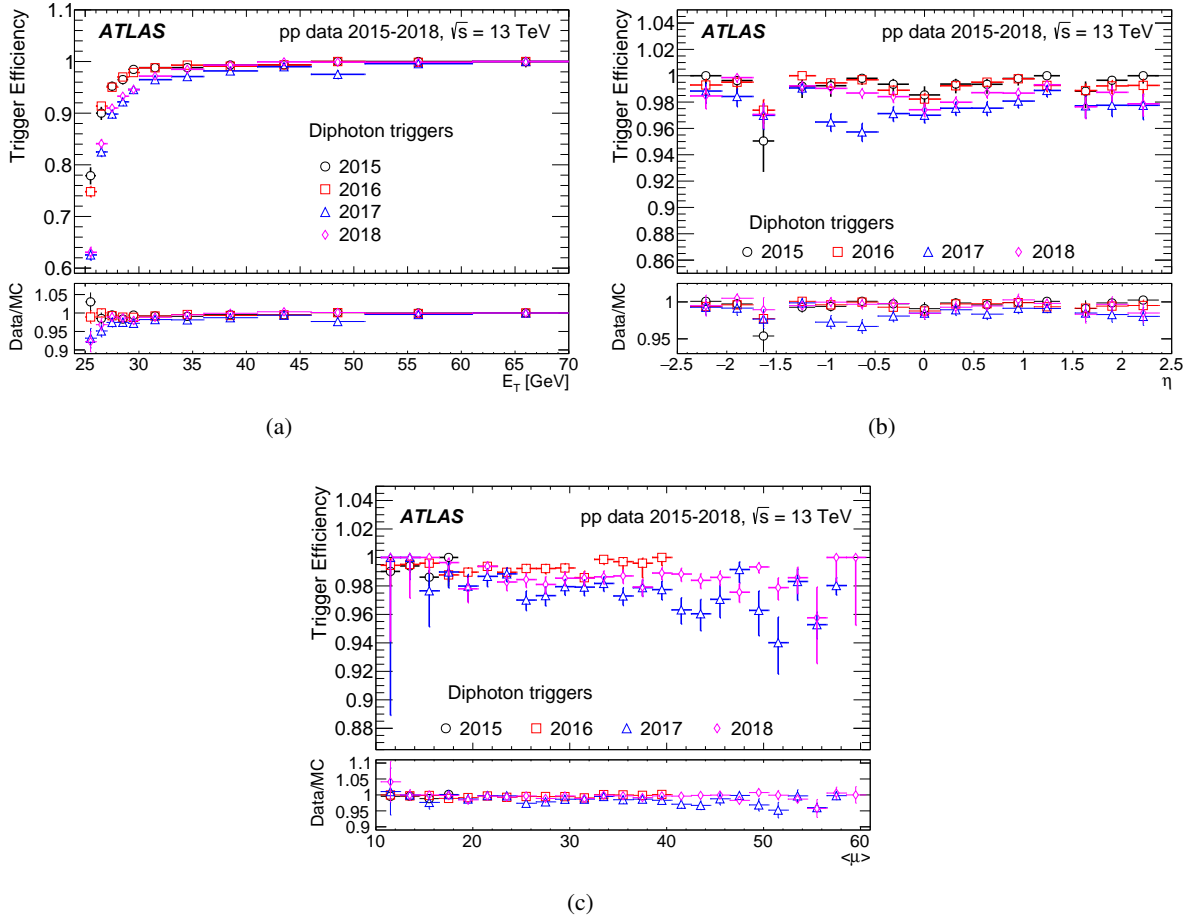


Figure 9: Efficiencies of the 25 GeV leg of primary diphoton triggers in 2015–2018 as a function of the offline photon (a) E_T , (b) η and (c) $\langle\mu\rangle$. The changes between years are detailed in Section 9.1. The ratios of data to MC simulation efficiencies are also shown. The efficiency is computed with respect to offline photons satisfying ‘tight’ identification criteria and a ‘calorimeter-only tight’ isolation requirement. Offline photon candidates in the calorimeter transition region $1.37 < |\eta| < 1.52$ are not considered. For (b) and (c), only offline candidates with $E_T > 30$ GeV are used. The error bars indicate statistical and systematic uncertainties combined in quadrature.

9.3 Tight diphoton triggers for searches for low-mass resonances

Diphoton triggers with lower E_T thresholds and tighter identification criteria are designed to collect events for beyond the Standard Model low-mass diphoton resonance searches [52]. These searches require the trigger E_T thresholds to be kept symmetric and as low as possible. Run 2 trigger thresholds allow searches to reach diphoton invariant masses down to ~ 60 GeV. These triggers are constrained by both the L1 and HLT rates. The L1_2EM15VH threshold was used in 2015–2016 and L1_2EM15VHI, which includes EM isolation at L1, was used in 2017–2018. The HLT rate for these triggers was about 16 Hz as shown in Figure 10. The HLT thresholds were kept at 20 GeV in 2015, and then were increased to 22 GeV as the peak luminosity rose above $1.2 \times 10^{34} \text{ cm}^{-2}\text{s}^{-1}$ in 2016. The use of the topo-cluster-based calorimeter isolation in the HLT allowed the thresholds to be lowered back to 20 GeV for the 2017–2018 data-taking period, despite the higher instantaneous luminosity and more challenging pile-up conditions.

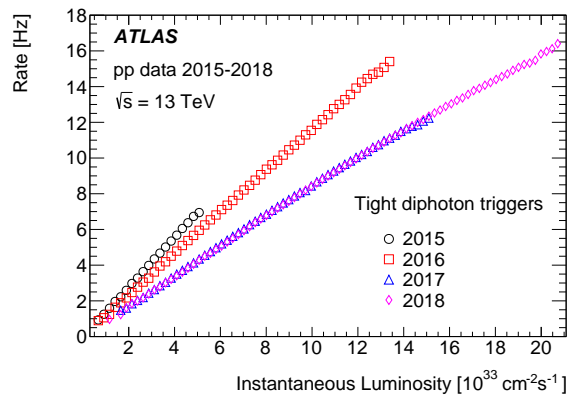


Figure 10: The HLT output rate as a function of instantaneous luminosity for tight diphoton triggers in 2015–2018. The changes between years are detailed in Section 9.1.

Figure 11 shows the low-mass diphoton trigger efficiencies as a function of E_T , η and pile-up. The efficiency is computed with the Z radiative decay method for a single photon trigger leg of the diphoton trigger with respect to offline photons satisfying the tight identification criteria and the calorimeter-only tight isolation requirement. Slightly lower efficiency is observed for 2017 triggers due to a different LHC bunch structure as well as loosening of the offline tight photon selection, which was applied online only for the 2018 data-taking period. Triggers in 2017–2018 also suffer from some inefficiency due to L1 isolation up to ~ 50 GeV, as discussed in Section 8. The isolated trigger `g20_tight_icalovloose_L1EM15VHI` exhibits a degradation in efficiency of 4–5% when $\langle \mu \rangle$ rises from 20 to 60; this effect is visible in Figure 11(c). Above $\langle \mu \rangle \sim 55$, the trend to lower efficiency continues and the statistical uncertainty becomes large. The reoptimisation of the online tight identification selection criteria improved the efficiency of these triggers in 2018 relative to 2017 at $\langle \mu \rangle$ values above ~ 40 .

10 Electron trigger evolution and performance in pp data-taking

10.1 Evolution of electron triggers in Run 2

The evolution of the Run 2 electron trigger thresholds and identification requirements for the main unprescaled triggers is summarised in Table 7.

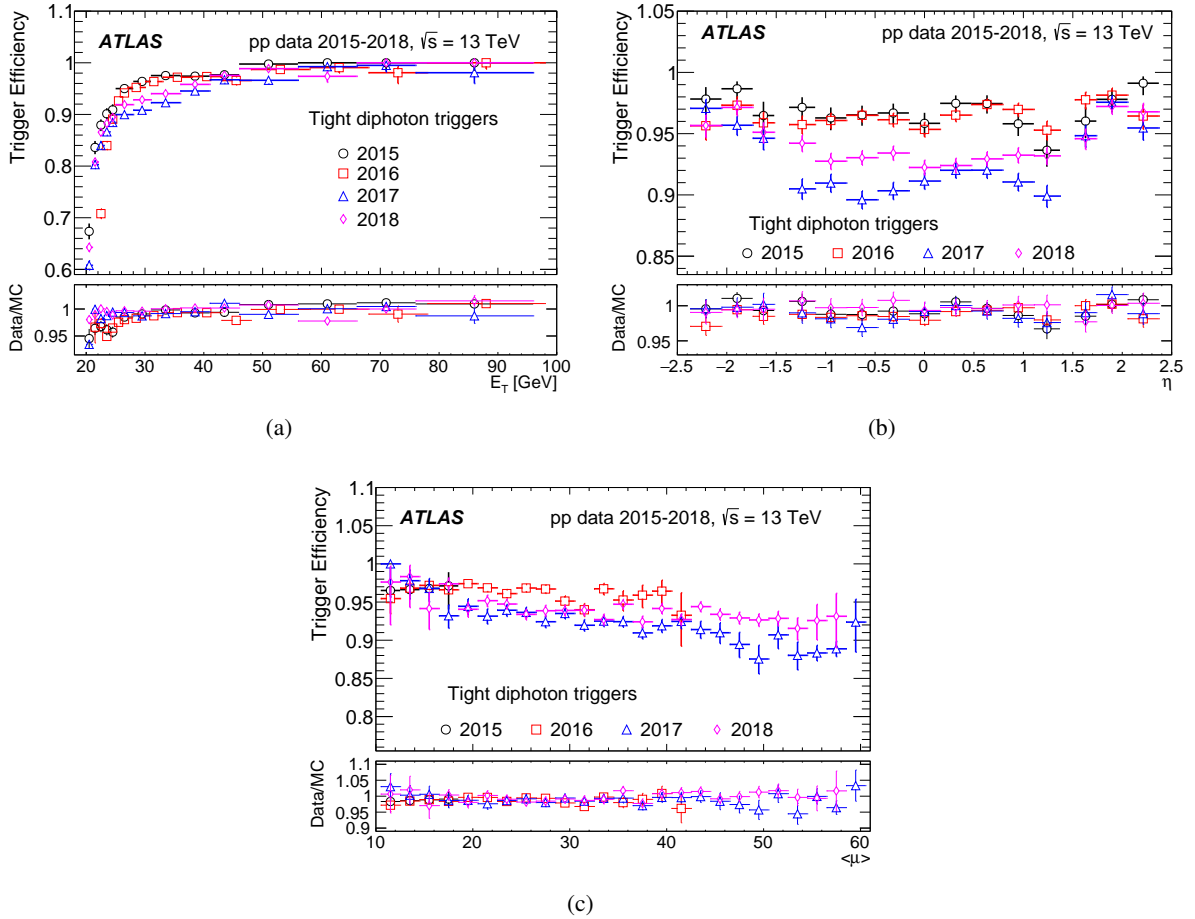


Figure 11: Evolution of efficiencies for tight diphoton trigger legs as a function of the offline photon (a) E_T , (b) η , and (c) $\langle\mu\rangle$ during Run 2. The changes between years are detailed in Section 9.1. The efficiency is computed with respect to offline photons satisfying tight identification criteria and the calorimeter-only tight isolation requirement. The ratios of data to MC simulation efficiencies are also shown. The total uncertainties, shown as vertical bars, are dominated by statistical uncertainties. Offline photon candidates in the calorimeter transition region $1.37 < |\eta| < 1.52$ are not considered. For (b) and (c), only offline candidates with E_T values 5 GeV above the corresponding trigger threshold are used.

Table 7: List of unprescaled electron triggers in different data-taking periods during Run 2. The corresponding L1 trigger threshold is given in brackets. All single electron triggers start from the same L1 threshold. No L1 isolation is applied for $E_T > 50$ GeV.

Trigger type	2015	2016	2017–2018
Single electron	e24_lhmedium (EM20VH)	e26_lhtight_nod0_ivarloose (EM22VHI)	
	e120_lhloose e200_etcut	e60_lhmedium_nod0 e140_lhloose_nod0 e300_etcut	
Dielectron	2e12_lhloose (2EM10VH)	2e17_lhvloose_nod0 (2EM15VH)	2e17_lhvloose_nod0 (2EM15VHI) 2e24_lhvloose_nod0 (2EM20VH)

In addition to the threshold increases, there were also changes in the underlying electron configuration and selection requirements as summarised in Table 8. These changes are not always reflected in the trigger names. For example, the Ringer algorithm (described in Section 6.3.1) was introduced in 2017. The additional background rejection allowed looser fast electron and precision calorimeter selections. In particular, for the latter step, in 2015–2016 there was a selection which relied on a multivariate technique using a LH discriminant, constructed similarly to the standard offline precision selection one, but based only on calorimetric variables. This discriminant had $\sim 4\%$ inefficiency relative to the offline selection. This inefficiency was removed in 2017–2018 by moving to a simpler requirement based only on E_T .

Table 8: Changes in the electron HLT configuration steps

Step	2015	2016	2017	2018
Fast calorimeter Reco and selection	Cut-based		Ringer for $E_T \geq 15$ GeV Tuned on 2016 data Tuned on 2017 data	
Fast electron Selection	track $p_T > 1$ GeV, $ \Delta\eta < 0.2$		track $p_T > 1$ GeV, $ \Delta\eta < 0.3$ for $E_T < 20$ GeV track $p_T > 2$ GeV, $ \Delta\eta < 0.2$ for $E_T \geq 20$ GeV	
Precision calorimeter	LH calo-only selection		E_T requirement	
Precision LH variables, binning in E_T	Like offline without $\Delta p/p$, same $E_T < 45$ GeV		Same as in 2015 without d_0 , $ d_0/\sigma(d_0) $, same full range	
Precision LH inputs, tunes	MC-only		2016 data for $E_T \geq 15$ GeV MC for $E_T < 15$ GeV	2017 data (but ‘lhmedium’) smoothing

The 2015 and 2016 pdfs for the electron LH were derived from simulation samples described in Section 4. The pdfs for the trigger electrons with E_T below (above) 15 GeV were determined with $J/\psi \rightarrow ee$ ($Z \rightarrow ee$) MC samples, and corrected for differences between data and simulation [41]. The 2017 pdfs for electrons and background above 15 GeV were derived from data as detailed in Ref. [31]; pdf ‘smoothing’ was also introduced online for all triggers. The 2018 electron data-driven pdfs for all working points except the ‘medium’ one were updated with 2017 data, maintaining the original selection criteria and optimising for higher pile-up conditions ($\langle \mu \rangle$ up to 100). The 2018 pdfs for electrons with E_T below 15 GeV were also derived from data as detailed in Ref. [31].

10.2 Ringer algorithm performance

In 2017, triggers collected data online simultaneously with and without use of the Ringer algorithm, allowing an evaluation of its performance. For $Z \rightarrow ee$ decays, no difference in efficiency is observed, as shown for two triggers in Figure 12. However, some special cases (such as events with merged electrons coming from decays of boosted dibosons) are found to suffer losses in efficiency as a result of using the Ringer algorithm, as is shown in Figure 13. The efficiency drops for $E_T > 400$ GeV because the two clusters begin to overlap, but at very high E_T the two clusters become so close that they behave as a single cluster and all triggers become efficient again. For the E_T range above 300 GeV, a trigger with only an E_T selection in the HLT, e300_etcut, is available.

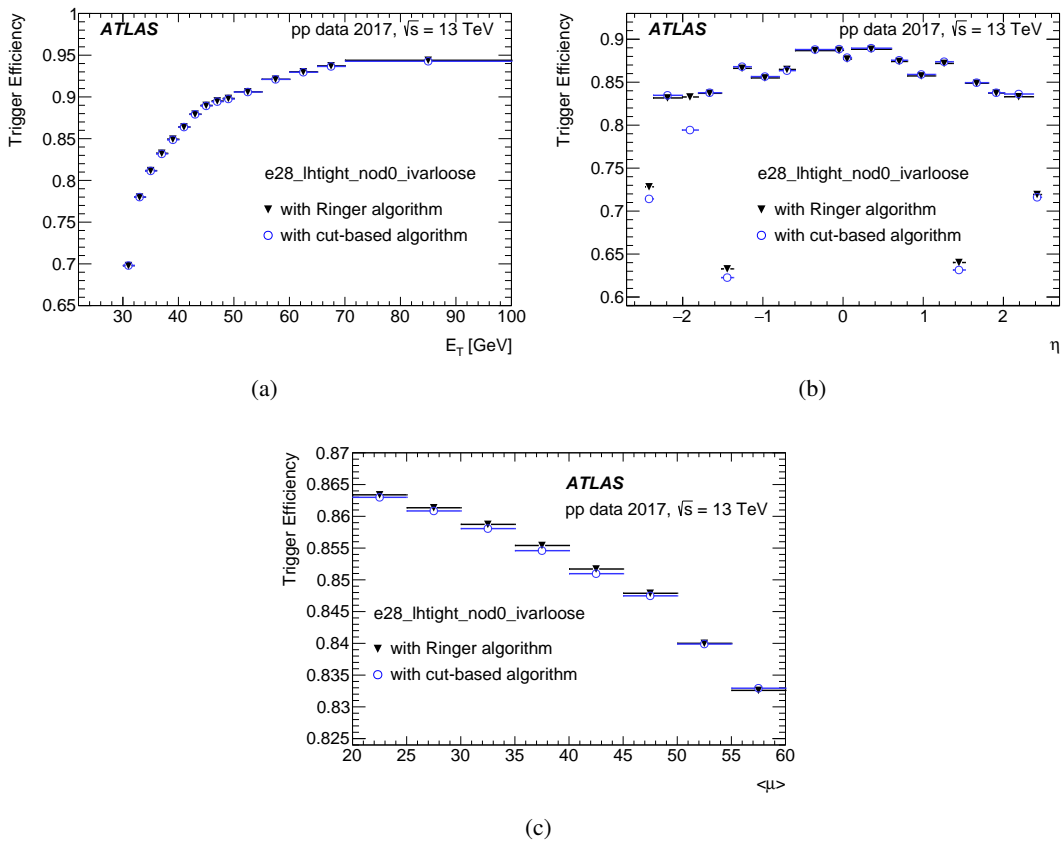


Figure 12: The efficiency of electron triggers with the Ringer algorithm and with the cut-based algorithm as a function of the offline electron (a) E_T , (b) η and (c) pile-up. Efficiency is given with respect to offline tight identification working point. For (b) and (c), only offline candidates with $E_T > 29$ GeV are used.

10.3 Single-electron triggers

One of the main features of the Run 2 trigger menu is the presence of the unpre-scaled single-electron trigger E_T threshold of 24 GeV for 2015 and 26 GeV for 2016–2018. This single-electron trigger ensures the collection of the majority of the events with leptonic W and Z boson decays, which are present in a wide range of measurements and searches in ATLAS. Although the threshold of this trigger is mainly

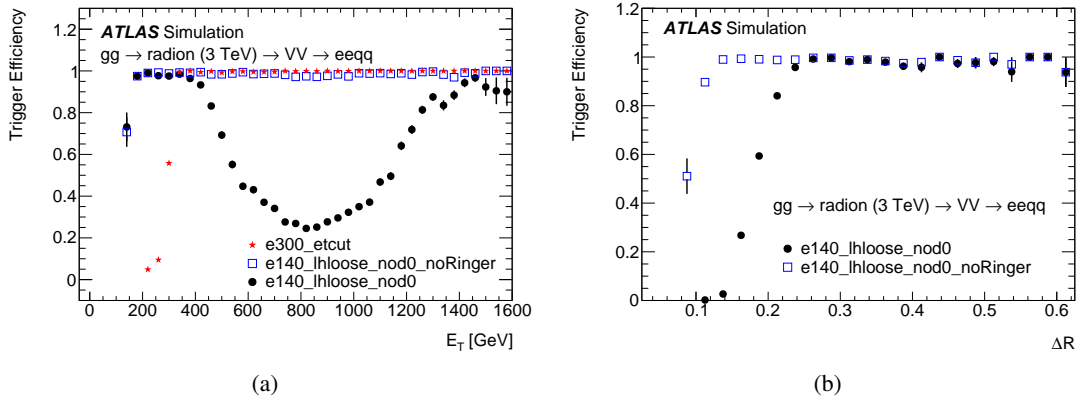


Figure 13: The efficiency for electrons from $gg \rightarrow \text{radion (3 TeV)} \rightarrow VV \rightarrow eeqq$ as a function of (a) the offline electron E_T and (b) ΔR between two electrons. Efficiency is given with respect to offline loose identification and the FCLoose isolation working point. For (b), only offline candidates with $E_T > 400$ GeV are used.

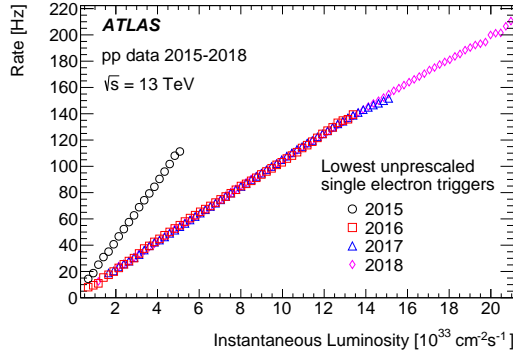


Figure 14: Dependence of the trigger rate on the luminosity for the lowest-threshold unprescaled isolated single-electron triggers in 2015–2018. The changes between years are detailed in Section 10.1.

constrained by the L1 bandwidth, as discussed in Section 8, the need for a low threshold and HLT rate places strong constraints on the tightness of the identification used by this trigger in the HLT. Relying on this trigger provides a simple and inclusive strategy, widely used in the ATLAS physics programme, at a cost of about 20% of the total L1 and HLT rate.

Figure 14 shows the rates for the lowest-threshold unprescaled isolated single-electron triggers used during Run 2 as a function of the instantaneous luminosity. The LH selection (*‘lhtight’*) of the lowest-threshold unprescaled isolated single-electron trigger is tuned for a given rate, which remained unchanged in 2016–2018.

The electron trigger candidates originate from various processes, as shown in Figure 15. This shows the lowest-threshold unprescaled isolated single-electron trigger rate as a function of the HLT electron E_T -threshold value, broken down by process. The total rate is measured in a data set collected at a constant instantaneous luminosity of $8 \times 10^{33} \text{ cm}^{-2} \text{ s}^{-1}$ at $\sqrt{s} = 13$ TeV, while the individual contributions from W , Z and multijet production are estimated with MC simulation. The dominant uncertainty in the multijet rate is evaluated with a data-driven technique: the rate as a function of E_T is obtained in a multijet-enriched region by inverting the HLT track-based electron isolation, and the bin-by-bin disagreement between data

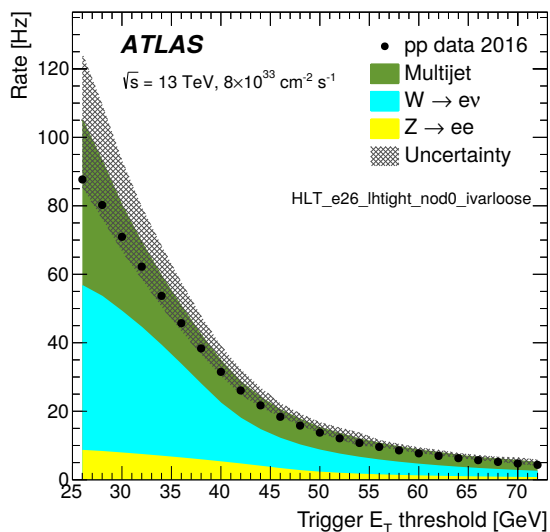


Figure 15: The lowest-threshold unprecaled isolated single-electron trigger's rate as a function of the threshold value for the trigger electron E_T .

and MC simulation is applied as a systematic uncertainty of the multijet process. The total expected rate is in agreement with the measured value for all the thresholds considered. Most of the rate comes from physics processes of interest such as W and Z production, while a significant but not dominant background comes from jets misidentified as electrons.

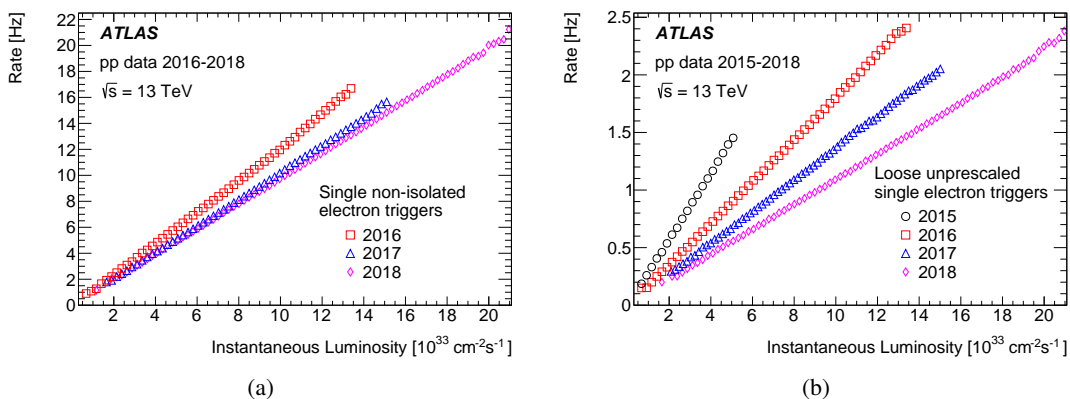


Figure 16: Dependence of the single-electron-trigger rates on the luminosity for (a) lowest-threshold unprecaled, non-isolated and (b) loose unprecaled single-electron triggers in 2015–2018. The changes between years are detailed in Section 10.1.

At higher E_T , additional triggers with no isolation requirements and looser identification are introduced. The rates for the lowest-threshold unprecaled, non-isolated triggers with a requirement of E_T above 60 GeV and with ‘lhmedium’ identification are shown in Figure 16(a). The rates for the loose, unprecaled triggers with the ‘lhloose’ identification working point and E_T above 120–140 GeV are shown in Figure 16(b). These higher- E_T triggers have rate reductions of one and two orders of magnitude, respectively, compared

with the lowest-threshold unrescaled isolated single-electron trigger. The three single-electron triggers, the exact configuration for which is detailed in Table 7, are used simultaneously in a typical analysis selection, allowing an event to be selected if it passes any of them. This configuration is called the ‘single-electron trigger combination’. There is also a very high E_T trigger, e300_etcut, running at a rate of up to 5 Hz at $2 \cdot 10^{34} \text{ cm}^{-2}\text{s}^{-1}$. This trigger allows the collection of an unbiased sample of events with very high energy deposits in the EM calorimeter, as discussed in Section 10.2.

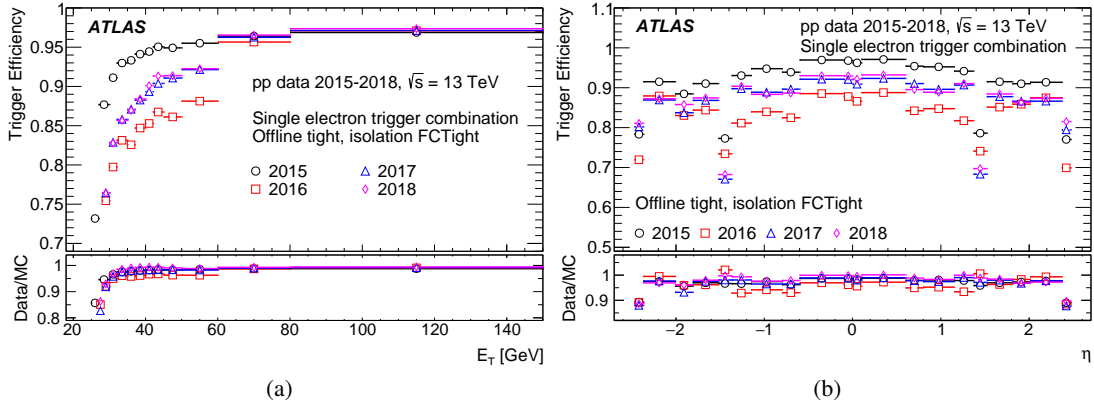


Figure 17: Evolution of the single-electron trigger combination efficiency as a function of the offline electron (a) E_T and (b) η during Run 2. The changes between years are detailed in Section 10.1. Efficiency is given with respect to offline tight identification and the FCTight isolation working point. The ratios of data to MC simulation efficiencies are also shown. The error bars indicate statistical and systematic uncertainties combined in quadrature. For (b), only offline candidates with E_T values at least 1 GeV above the corresponding trigger threshold are used.

The evolution of the single-electron trigger combination efficiency in 2015–2018 is shown in Figure 17. The offline electron is required to pass the tight identification and FCTight isolation requirements. The FCTight isolation requirement is chosen because it is the only one which has a more restrictive isolation configuration than is used online. The sharper efficiency turn-on as a function of E_T in 2015 shown in Figure 17(a) is due to a looser identification requirement (‘lmedium’ versus ‘ltight’ from 2016), a lower E_T threshold (24 GeV versus 26 GeV from 2016) and no isolation requirement. Although similar identification, isolation, and E_T requirements are imposed in the single-electron triggers in 2016–2018, some inefficiency at $E_T < 60$ GeV is observed in 2016. This is explained by the different electron trigger configuration used in 2016, in particular the inefficiency of the calorimeter-only LH selection at the precision step. In 2015–2016, triggers used simulation-based LH and were optimised relative to a different offline selection [41], which results in some inefficiency; however, from 2017 a data-driven likelihood selection and introduction of a looser fast selection with the Ringer algorithm recover the trigger efficiency at $E_T < 60$ GeV. The main remaining sources of inefficiency are the L1 electromagnetic isolation requirements discussed in Section 8. As shown in Figure 17(b), the single-electron trigger combination efficiency is lower in the $1.37 < |\eta| < 1.52$ and $|\eta| > 2.37$ regions, where a significant amount of inactive material is present. Further, detailed investigation into the sources of the inefficiency relative to the offline selection is discussed below.

The MC simulation efficiency correction factors, defined in Section 7.2 and shown in the lower panels of Figure 17, are as large as 18% close to the trigger E_T threshold and at most 4% above 40 GeV. Their η -dependence is fairly smooth for 2015 and 2017–2018, with typical values of less than 4% (11%) outside (inside) the $|\eta| > 2.37$ region. These efficiency correction factors are measured with a typical precision of

0.1%.

Figure 18 shows the trigger efficiency dependence on pile-up. This was reduced towards the end of Run 2. The residual dependence is caused by the isolation requirements both in the HLT and at L1.

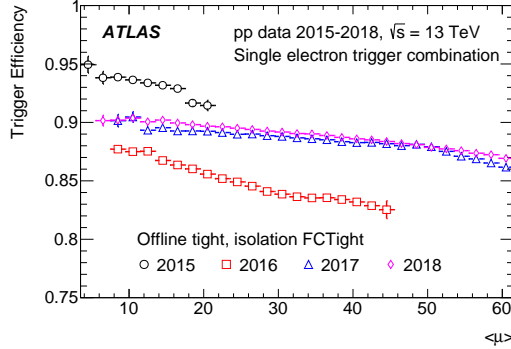


Figure 18: Evolution of the single-electron trigger combination efficiency as a function of the pile-up during Run 2, showing measurements in data only. The changes between years are detailed in Section 10.1. The efficiency is given with respect to offline tight identification and the FCTight isolation working point. Background subtraction is not applied, as the effect is expected to be negligible. Poorly populated bins are removed. Only offline candidates with E_T values at least 1 GeV above the corresponding trigger threshold are used. The error bars indicate statistical and systematic uncertainties combined in quadrature.

Sources of inefficiency for the e26_lhtight_nod0_ivarloose and e60_lhmedium_nod0 triggers relative to the offline reconstruction and the corresponding L1 requirements (EM22VHI) are shown in Table 9. The sources are broken down for each of the selection steps in the HLT. A description of the steps is provided in Section 6.3. The offline reconstructed electron is required to have $E_T > 27$ (61) GeV and pass the ‘lhtight’ identification. The inefficiencies are determined by the percentage of candidates that pass the offline identification, but fail the online identification at the indicated step, measured with a tag-and-probe method using $Z \rightarrow ee$ decays providing approximately 25 000 and 15 000 suitable probe electrons, respectively. The sizes of the contributions of the individual selection steps to the overall inefficiency depend on the E_T of the electron and on the tightness of the selection requirements. The dominant source of inefficiency for the lowest-threshold unprescaled isolated trigger is the electron identification, while for the lowest-threshold unprescaled non-isolated trigger, the sources of inefficiency are more diverse. These inefficiencies are driven by differences between the online and offline reconstruction criteria described in Section 6.

10.4 Dielectron triggers

Dielectron triggers allow the use of electron E_T thresholds at least 9 GeV below those of the single-electron triggers and looser identification and isolation requirements with only a very small increase in HLT rate. The major constraint for dielectron triggers comes from their L1 E_T thresholds, while the corresponding HLT rates, shown in Figure 19, are of the order of 10 Hz, which allow triggers with a very loose selection in the HLT to be kept. The L1_2EM15VH threshold had to be increased to L1_2EM20VH due to rate considerations in 2017. An additional set of dielectron triggers which start from L1_2EM15VHI was introduced.

The efficiencies of the dielectron triggers as a function of the offline electron E_T shown in Figure 20(a) are calculated for a single electron trigger leg of the dielectron trigger. Thus for the 2015 dielectron trigger,

Table 9: Sources of inefficiency for the e26_lhtight_nod0_ivarloose and e60_lhmedium_nod0 triggers at each selection step in the HLT. Isolation requirements on the precision electron candidate may be applied: if the candidate fails the ‘Precision Electron selection’ but passes isolation, ‘Electron selection only’ is filled; if the candidate passes the precision electron selection but fails isolation, ‘Isolation only’ is filled; if both fail, ‘Electron selection and isolation’ is filled. Data collected in October 2017 are used for this study.

Trigger	Inefficiency [%]	
	e26_lhtight_nod0_ivarloose	e60_lhmedium_nod0
Fast step	0.72 ± 0.02	1.3 ± 0.1
Precision steps:		
Calorimeter reconstruction and E_T selection	0.11 ± 0.01	1.63 ± 0.11
Track reconstruction and track–cluster matching	0.87 ± 0.02	0.67 ± 0.07
Electron selection only	6.03 ± 0.05	2.60 ± 0.13
Electron selection and isolation	0.26 ± 0.01	-
Isolation only	0.75 ± 0.02	-
Other	0.22 ± 0.01	0.18 ± 0.04
Total	8.9 ± 0.1	6.38 ± 0.21

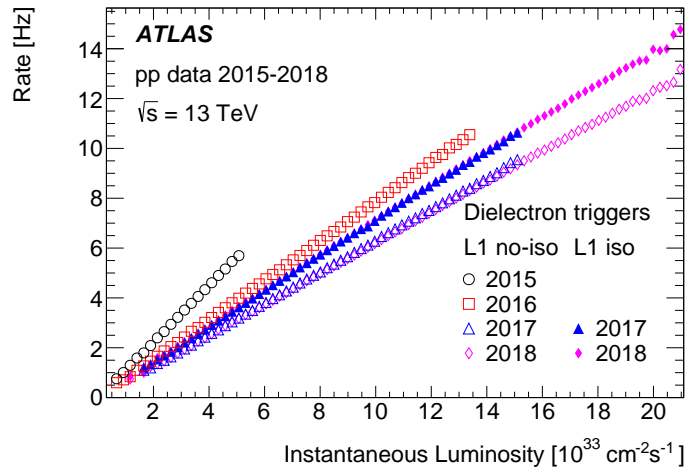


Figure 19: Dependence of the dielectron trigger rates on the luminosity in 2015–2018. The changes between years are detailed in Section 10.1. Open markers represent L1 triggers with no EM isolation (L1 no-iso), while filled markers represent EM isolated L1 triggers (L1 iso).

2e12_lhloose, the efficiency of e12_lhloose is shown. The dielectron trigger had a lower E_T threshold in 2015, and a slightly tighter identification point (‘lhloose’ instead of ‘lhvloose’), which results in a different efficiency curve. The dielectron triggers with an E_T threshold of 17 GeV have a lower efficiency in 2017 and 2018 than in previous years for E_T below 60 GeV. This is due to the L1 seed, which has an electromagnetic isolation requirement. To recover the lost efficiency, a combination of a lower- E_T trigger (isolated at L1) and a higher- E_T trigger (with only the L1 hadronic veto applied) is typically used in ATLAS physics analyses. The η -dependence of the efficiencies of the dielectron trigger legs is shown in Figure 20(b). The efficiency shown is lower in the $1.37 < |\eta| < 1.52$ and $|\eta| > 2.37$ regions, similar to the single-electron triggers. Outside these regions, efficiencies of dielectron triggers without L1 EM isolation are about 5% lower in the endcaps than in the barrel region, while those for triggers with L1 EM isolation

have at most 3% variations.

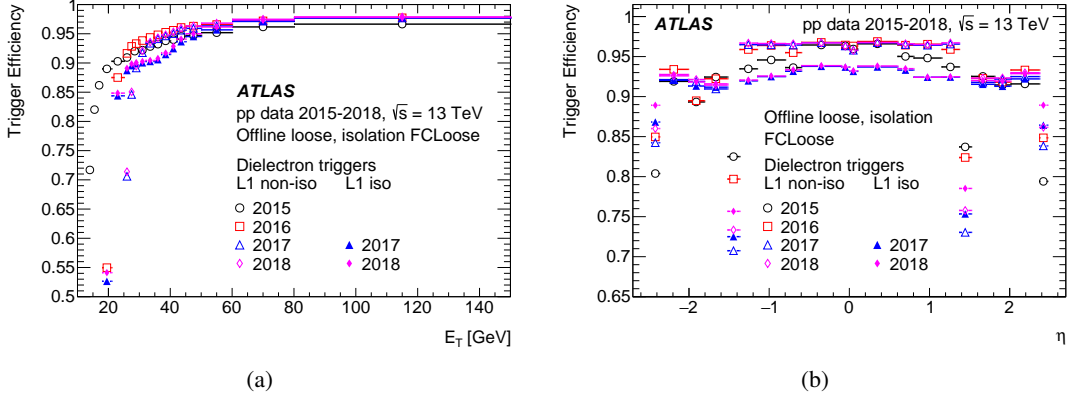


Figure 20: Evolution of efficiencies for dielectron trigger legs as a function of the offline electron (a) E_T and (b) η during Run 2, showing measurements in data only. The changes between years are detailed in Section 10.1. The efficiency is given with respect to the loose offline identification and the FCLoose isolation working point. For (b), only offline candidates with E_T values 1 GeV above the corresponding trigger threshold are used. The error bars indicate statistical and systematic uncertainties combined in quadrature.

Figure 21 shows the dielectron trigger efficiency as a function of pile-up. It decreases slightly with $\langle\mu\rangle$ for non-isolated L1 triggers, and has a much stronger $\langle\mu\rangle$ dependence (due to the L1 electromagnetic isolation requirement) for the isolated L1 triggers.

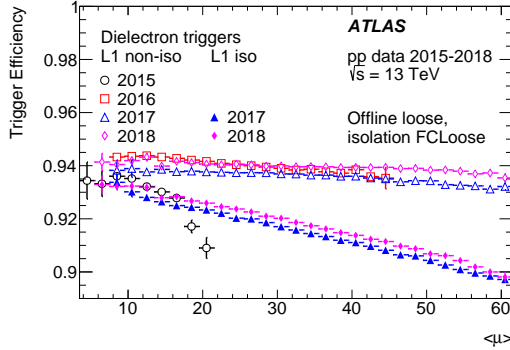


Figure 21: Evolution of efficiencies for the dielectron trigger legs as a function of pile-up during Run 2, showing measurements in data only. The changes between years are detailed in Section 10.1. The efficiency is given with respect to the loose offline identification and the FCLoose isolation working point. No background subtraction is applied, as the effect is expected to be negligible. Poorly populated bins are removed. Only offline candidates with E_T values at least 1 GeV above the corresponding trigger threshold are used. The error bars indicate statistical and systematic uncertainties combined in quadrature.

The efficiency of the e24_lhvloose_nod0 trigger in 2018 with respect to various offline identification WPs is shown in Figure 22. The MC efficiency corrections for this trigger with very loose online selection reach up to 30% (10%) at low E_T relative to loose and medium (tight) offline selections, but above 40 GeV they remain below 5%. The data–simulation discrepancies are mostly driven by the performance in the $1.37 < |\eta| < 1.52$ and $|\eta| > 2.37$ regions. The efficiency correction factors are measured with a typical precision of 0.1%.

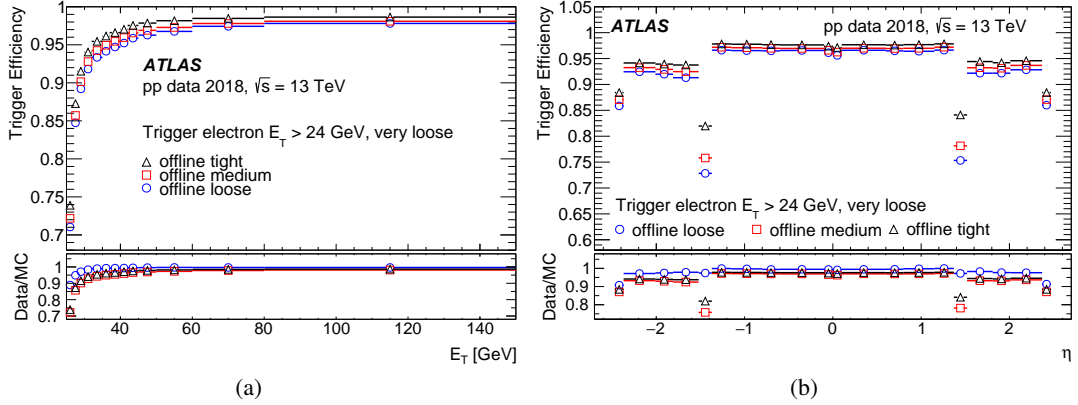


Figure 22: Efficiencies of the `e24_lhvloose_nod0` trigger as a function of the offline electron (a) E_T and (b) η with respect to offline tight, medium, and loose identification, and no isolation requirements. The efficiencies are measured in data and shown with corresponding statistical and systematic uncertainties. The ratios of data to MC simulation are also shown. For (b), only offline candidates with $E_T > 25$ GeV are used.

10.5 Other electron and combined triggers for physics

Lower thresholds or looser identification criteria than those used in the single-electron and dielectron triggers described above can be used for ‘combined’ triggers which target specific final states with other physics objects (photons, muons, τ -leptons, jets, b -jets, missing transverse momentum, etc.) in addition to an electron. The lowest electron- E_T threshold used in combined triggers is 7 GeV. The efficiency of the electron leg of this trigger, shown in Figure 23, is similar to that for the single-electron and dielectron triggers.

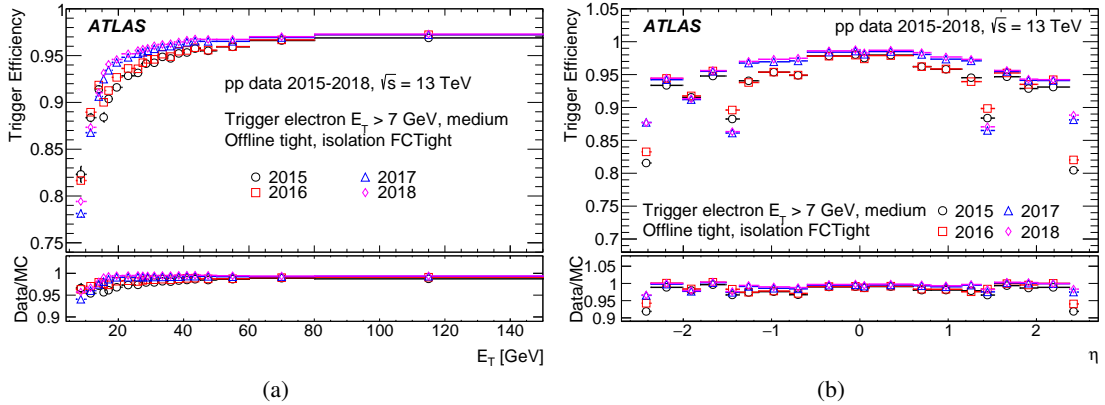


Figure 23: Evolution of efficiencies of triggers with a 7 GeV electron- E_T threshold and ‘lhmedium’ identification as a function of the offline electron (a) E_T and (b) η during Run 2. The changes between years are detailed in Section 10.1. The efficiency is given with respect to the offline tight identification criteria and the FCTight isolation working point. The ratios of data to MC simulation efficiencies are also shown. The error bars indicate statistical and systematic uncertainties combined in quadrature. For (b), only offline candidates with $E_T > 8$ GeV are used.

There are also dedicated triggers which allow events with unusual topologies to be collected. For example, for final states with two closely spaced electrons, standard triggers are not very efficient. This is shown in

Figure 24 for the Higgs boson Dalitz decay $H \rightarrow \gamma^* \gamma \rightarrow ee\gamma$. The efficiency is measured in a sample of simulated events with $m_{ee} < 10$ GeV, $E_T^\gamma > 35$ GeV and both electrons with $E_T > 15$ GeV. A dedicated, cut-based electron identification WP, ‘mergedtight’, was introduced in 2017, allowing events with two collimated electrons to pass the trigger. As shown in Table 10, this new trigger recovers a significant fraction of events not recorded by the standard diphoton triggers (2g50_loose and g35_medium_g25_medium), especially in the regime of $\Delta R(ee) < 0.1$. An additional requirement on the invariant mass of the photon and dielectron requiring compatibility with the Higgs boson mass is introduced to reduce the background rate, with negligible impact on the signal efficiency.

Table 10: Trigger efficiency in a sample of simulated $H \rightarrow \gamma^* \gamma \rightarrow ee\gamma$ events. The specially developed trigger is called ‘1 photon, 1 collimated electron pair’. The signal selection efficiency for the combination of three triggers is given in the ‘Combined efficiency’ line.

Trigger	Signal efficiency [%]
2 loose photons, $E_T > 50$ GeV	41.3 ± 0.5
2 medium photons, $E_T > 35, 25$ GeV	61.7 ± 0.5
1 photon, 1 collimated electron pair, $E_T > 35, 30$ GeV	72.3 ± 0.4
Combined efficiency	85.8 ± 0.3

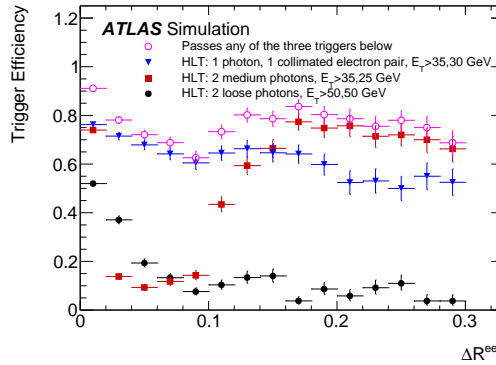


Figure 24: Trigger efficiency in a sample of simulated $H \rightarrow \gamma^* \gamma \rightarrow ee\gamma$ events. The specially developed trigger is called ‘1 photon, 1 collimated electron pair’. The error bars indicate statistical uncertainties only.

10.6 Support electron triggers

Samples of $J/\psi \rightarrow ee$ events for various performance measurements were collected with prescaled ‘support’ dielectron triggers. These require electron E_T thresholds in the range 4–14 GeV with one electron leg passing an ‘lhtight’ identification requirement and the other an ‘etcut’ requirement.

There are also sets of single-electron prescaled triggers with either only an E_T requirement in the HLT, or with ‘lhvloose’ identification at various E_T thresholds. These have a rate of about 1 Hz each and are used for performance and background studies.

Additionally, for each combined trigger electron leg there is a corresponding single electron trigger which is enabled only in ‘rerun’ mode to allow electron trigger efficiency measurements.

11 Electron and photon trigger performance in HI data-taking

In the 2015 *PbPb* run, only cut-based ‘HI loose’ electron triggers were activated. The number of $Z \rightarrow ee$ candidates in the entire run was limited to about 4000, which limited the precision of the trigger efficiency evaluation.

In the 2018 *PbPb* run, a factor of 3.5 more integrated luminosity was provided which resulted in a significant improvement in the number of $Z \rightarrow ee$ candidates for electron trigger performance studies. Two electron trigger sequences are activated for data-taking: a cut-based ‘loose_ion’ trigger with an $E_T = 20$ GeV threshold, and an LH-based ‘lhloose_ion’ trigger with an $E_T > 15$ GeV requirement. In the latter, the standard *pp* pdfs are evaluated using the UE-corrected variables. An advantage of the LH-based approach is a significant reduction in the output rate in comparison with the cut-based trigger at the same E_T threshold. The LH trigger has significantly better purity at the cost of a moderate loss in trigger efficiency. Figure 25 shows the trigger efficiency as a function of FCal ΣE_T and offline electron E_T for the ‘loose_ion’ and ‘lhloose_ion’ triggers with 20 and 15 GeV thresholds, respectively. The trigger efficiencies are evaluated using the tag-and-probe method on $Z \rightarrow ee$ candidate events. Probe electrons are required to pass a version of the loose LH identification optimised for *PbPb* collisions. The ‘loose_ion’ trigger is slightly more efficient in the plateau region, which is reached at around 25 GeV in both cases. Both trigger sequences have a small (below 12%) collision-centrality dependence.

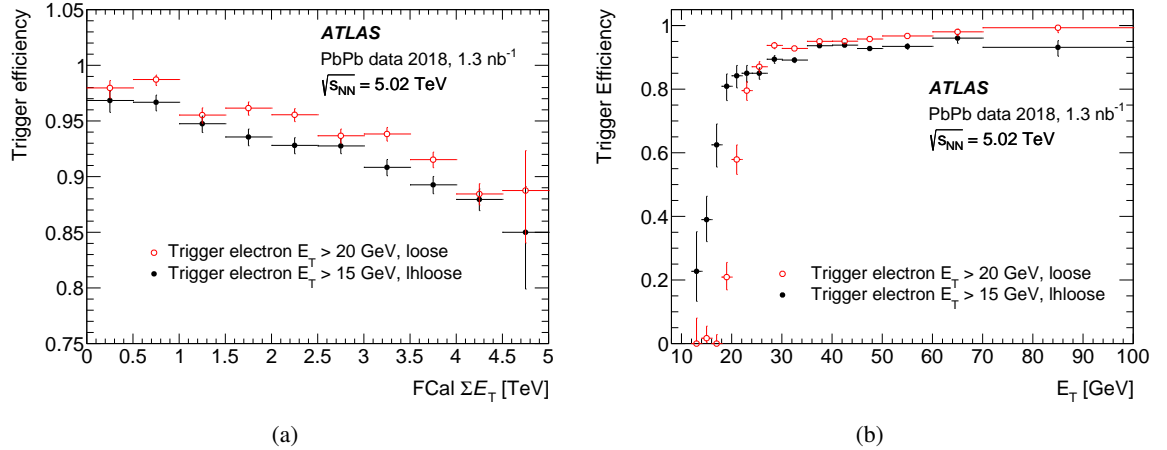


Figure 25: HI electron trigger efficiency as a function of (a) FCal ΣE_T and (b) the offline electron E_T . The efficiency is calculated with respect to the loose offline identification WP using offline monitoring tools described in Section 12. For (a), only offline candidates with $E_T > 20$ GeV are used. The error bars indicate statistical uncertainties only.

The primary unrescaled photon trigger used in 2015 and 2018 *PbPb* data-taking had a 20 GeV E_T threshold, and the photon candidate was required to satisfy loose identification criteria. Figure 26 shows the 2018 photon trigger efficiency using the BS method. The efficiency is shown in Figure 26(a) as a function of FCal ΣE_T , with and without UE subtraction applied in the online reconstruction. When the reconstruction is run without UE subtraction, i.e. in the same manner as done in *pp* collision data-taking, the efficiency shows a strong dependence on collision centrality. This is primarily due to a strong distortion of the shower shapes and subsequent inefficiency associated with the identification requirements. When the reconstruction is run with the UE subtraction procedure, the photon trigger efficiency remains high across the full range of centralities. In Figure 26(b), the (offline, calibrated) photon- E_T dependence of

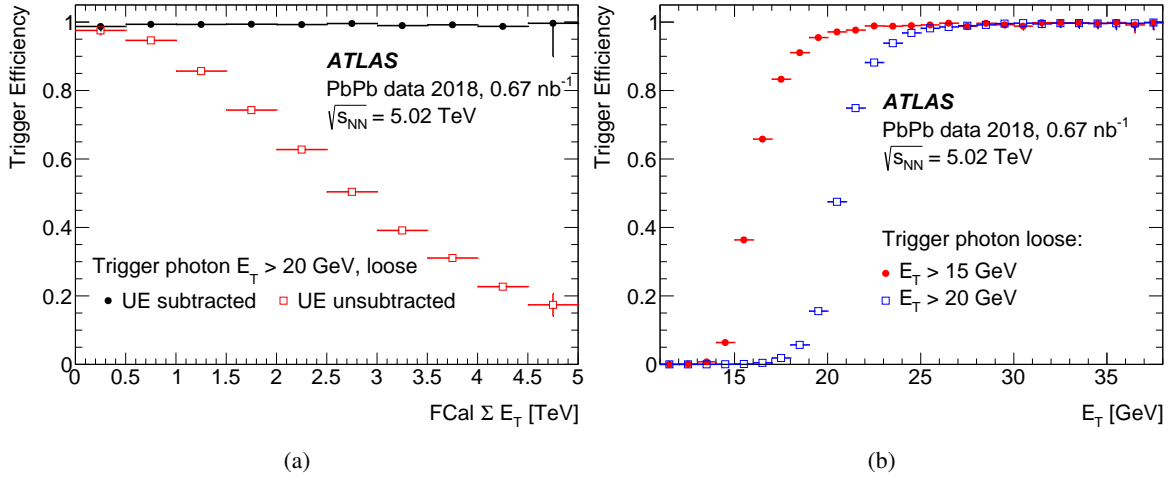


Figure 26: Photon trigger efficiencies as a function of (a) FCal ΣE_T and (b) offline photon E_T . In (a), the closed (open) marker indicate data with (without) UE subtraction; only offline candidates with $E_T > 20$ GeV are used. In (b), UE subtraction is applied in both cases, with closed (open) markers indicating E_T thresholds of 15 (20) GeV. The efficiencies are computed with respect to offline photons satisfying tight identification criteria using offline monitoring tools described in Section 12. Offline photon candidates in the calorimeter transition region $1.37 < |\eta| < 1.52$ are not considered. The error bars indicate statistical uncertainties only.

photon trigger efficiencies using UE subtraction is shown for photon triggers with 15 and 20 GeV E_T thresholds. The efficiency is determined with respect to offline reconstructed photons which pass a tighter set of identification cuts, identical to those used in typical physics analyses. The HI photon triggers become fully efficient at about 5 GeV above the nominal online trigger threshold, similar to the photon triggers used for the pp data-taking.

12 Monitoring and data quality

During data-taking, the performance of the electron and photon triggers is monitored online while data are being collected, and offline, right after data are recorded.

The online monitoring check is performed during the data-taking by shift personnel based in the ATLAS control room at CERN, located at ground level, 100 m above the ATLAS detector, in the Point 1 of the LHC ring. Observables related to electron and photon candidates at different stages of the HLT reconstruction are checked. These observables are defined in the reconstruction and hypothesis-testing algorithms executed online. Only a set of representative electron and photon triggers are monitored online. Monitoring of the full set of triggers would require a large fraction of the HLT farm's computing power and is not necessary, as many of the electron and photon triggers share the same algorithms. In the fast reconstruction step, only the coverage in η - ϕ space and the distributions of E_T are monitored for both the electrons and photons. Ringer algorithm variables, track positions, and distances between tracks and calorimeter clusters are monitored for electron triggers. In the precision step, in addition to those observables, the value of $\langle \mu \rangle$ at the HLT and some calorimeter shower shapes are monitored. For electrons, the distribution of the value of the likelihood discriminant is also monitored.

An ‘express stream’ is defined, containing a fraction of the collected data reconstructed with high priority for offline monitoring and data-quality purposes. It takes around one day for the ATLAS computing centre at CERN to calibrate and reconstruct data from the express stream. Once these data are available, offline monitoring of the performance and data quality for several electron and photon triggers is performed. The list of triggers that are monitored offline include versions of all primary triggers (single, isolated electron, single photon, dielectron, diphoton, tight diphoton), and supporting triggers (e.g. dedicated $Z \rightarrow ee$ and $J/\psi \rightarrow ee$ tag-and-probe triggers). All of the express stream triggers are highly prescaled; 3 Hz of the total 20 Hz express stream rate is reserved for the electron and photon trigger monitoring.

Almost all of the variables used by the online algorithms are monitored offline, at L1 and in both the fast and precision HLT reconstruction steps. In addition to distributions of physics observables, the efficiencies of different triggers are computed and monitored. Figure 6 is an example of an efficiency plot produced with the monitoring tools. The offline monitoring is performed by an expert among the shift personnel, who compares the distributions of HLT physics observables and trigger performance with those from a reference set of data, selected in advance, for which the ATLAS detector is known to have good operational performance. There were no data-quality issues caused by electron and photon triggers in Run 2.

13 Conclusion

This paper describes the ATLAS electron and photon triggers and their evolution during Run 2. To cope with a fourfold increase of peak LHC luminosity in Run 2 (2015–2018), to $2.1 \times 10^{34} \text{ cm}^{-2} \text{ s}^{-1}$, and a similar increase in the number of interactions per beam-crossing, trigger algorithms and selections needed to be optimised to control the trigger rates while retaining a high efficiency for offline analyses. The main triggers for the proton–proton data-taking were a single-electron trigger with a transverse energy threshold of 26 GeV and a diphoton trigger with transverse energy thresholds of 25 and 35 GeV. The single-electron trigger efficiency relative to a single-electron offline selection is at least 75% for an offline electron of 31 GeV, and rises to 96% at 60 GeV. The trigger efficiency of a 25 GeV leg of the primary diphoton trigger relative to a tight offline photon selection is more than 96% for an offline photon of 30 GeV. Trigger efficiencies are comparable in the heavy-ion runs, in which electron and photon trigger transverse energy thresholds were in the range 15–20 GeV.

Acknowledgements

We thank CERN for the very successful operation of the LHC, as well as the support staff from our institutions without whom ATLAS could not be operated efficiently.

We acknowledge the support of ANPCyT, Argentina; YerPhI, Armenia; ARC, Australia; BMWFW and FWF, Austria; ANAS, Azerbaijan; SSTC, Belarus; CNPq and FAPESP, Brazil; NSERC, NRC and CFI, Canada; CERN; CONICYT, Chile; CAS, MOST and NSFC, China; COLCIENCIAS, Colombia; MSMT CR, MPO CR and VSC CR, Czech Republic; DNRF and DNSRC, Denmark; IN2P3-CNRS, CEA-DRF/IRFU, France; SRNSFG, Georgia; BMBF, HGF, and MPG, Germany; GSRT, Greece; RGC, Hong Kong SAR, China; ISF and Benozziyo Center, Israel; INFN, Italy; MEXT and JSPS, Japan; CNRST, Morocco; NWO, Netherlands; RCN, Norway; MNiSW and NCN, Poland; FCT, Portugal; MNE/IFA, Romania; MES of Russia and NRC KI, Russian Federation; JINR; MESTD, Serbia; MSSR, Slovakia; ARRS and MIZŠ, Slovenia; DST/NRF, South Africa; MINECO, Spain; SRC and Wallenberg Foundation,

Sweden; SERI, SNSF and Cantons of Bern and Geneva, Switzerland; MOST, Taiwan; TAEK, Turkey; STFC, United Kingdom; DOE and NSF, United States of America. In addition, individual groups and members have received support from BCKDF, CANARIE, CRC and Compute Canada, Canada; COST, ERC, ERDF, Horizon 2020, and Marie Skłodowska-Curie Actions, European Union; Investissements d’Avenir Labex and Idex, ANR, France; DFG and AvH Foundation, Germany; Herakleitos, Thales and Aristeia programmes co-financed by EU-ESF and the Greek NSRF, Greece; BSF-NSF and GIF, Israel; CERCA Programme Generalitat de Catalunya, Spain; The Royal Society and Leverhulme Trust, United Kingdom.

The crucial computing support from all WLCG partners is acknowledged gratefully, in particular from CERN, the ATLAS Tier-1 facilities at TRIUMF (Canada), NDGF (Denmark, Norway, Sweden), CC-IN2P3 (France), KIT/GridKA (Germany), INFN-CNAF (Italy), NL-T1 (Netherlands), PIC (Spain), ASGC (Taiwan), RAL (UK) and BNL (USA), the Tier-2 facilities worldwide and large non-WLCG resource providers. Major contributors of computing resources are listed in Ref. [53].

References

- [1] ATLAS Collaboration, *Performance of the ATLAS Trigger System in 2010*, *Eur. Phys. J. C* **72** (2012) 1849, arXiv: [1110.1530 \[hep-ex\]](#).
- [2] ATLAS Collaboration, *Performance of the ATLAS Electron and Photon Trigger in pp Collisions at $\sqrt{s} = 7$ TeV in 2011*, ATLAS-CONF-2012-048, 2012, URL: <https://cds.cern.ch/record/1450089>.
- [3] ATLAS Collaboration, *Performance of the ATLAS trigger system in 2015*, *Eur. Phys. J. C* **77** (2017) 317, arXiv: [1611.09661 \[hep-ex\]](#).
- [4] ATLAS Collaboration, *The ATLAS Experiment at the CERN Large Hadron Collider*, *JINST* **3** (2008) S08003.
- [5] ATLAS Collaboration, *ATLAS Insertable B-Layer Technical Design Report*, ATLAS-TDR-19, 2010, URL: <https://cds.cern.ch/record/1291633>, *ATLAS Insertable B-Layer Technical Design Report Addendum*, ATLAS-TDR-19-ADD-1, 2012, URL: <https://cds.cern.ch/record/1451888>.
- [6] B. Abbott et al., *Production and integration of the ATLAS Insertable B-Layer*, *JINST* **13** (2018) T05008, arXiv: [1803.00844 \[physics.ins-det\]](#).
- [7] ATLAS Collaboration, *Particle Identification Performance of the ATLAS Transition Radiation Tracker*, ATLAS-CONF-2011-128, 2011, URL: <https://cds.cern.ch/record/1383793>.
- [8] ATLAS Collaboration, *Luminosity determination in pp collisions at $\sqrt{s} = 13$ TeV using the ATLAS detector at the LHC*, ATLAS-CONF-2019-021, 2019, URL: <http://cds.cern.ch/record/2677054>.
- [9] G. Avoni et al., *The new LUCID-2 detector for luminosity measurement and monitoring in ATLAS*, *JINST* **13** (2018) P07017.
- [10] P. Nason, *A new method for combining NLO QCD with shower Monte Carlo algorithms*, *JHEP* **11** (2004) 040, arXiv: [hep-ph/0409146](#).
- [11] S. Frixione, P. Nason and C. Oleari, *Matching NLO QCD computations with parton shower simulations: the POWHEG method*, *JHEP* **11** (2007) 070, arXiv: [0709.2092 \[hep-ph\]](#).

- [12] S. Alioli, P. Nason, C. Oleari and E. Re, *A general framework for implementing NLO calculations in shower Monte Carlo programs: the POWHEG BOX*, *JHEP* **06** (2010) 043, arXiv: [1002.2581 \[hep-ph\]](#).
- [13] S. Alioli, P. Nason, C. Oleari and E. Re, *NLO vector-boson production matched with shower in POWHEG*, *JHEP* **07** (2008) 060, arXiv: [0805.4802 \[hep-ph\]](#).
- [14] T. Sjöstrand, S. Mrenna and P. Z. Skands, *A brief introduction to PYTHIA 8.1*, *Comput. Phys. Commun.* **178** (2008) 852, arXiv: [0710.3820 \[hep-ph\]](#).
- [15] ATLAS Collaboration, *Measurement of the Z/γ^* boson transverse momentum distribution in pp collisions at $\sqrt{s} = 7$ TeV with the ATLAS detector*, *JHEP* **09** (2014) 145, arXiv: [1406.3660 \[hep-ex\]](#).
- [16] H.-L. Lai et al., *New parton distributions for collider physics*, *Phys. Rev. D* **82** (2010) 074024, arXiv: [1007.2241 \[hep-ph\]](#).
- [17] J. Pumplin et al., *New generation of parton distributions with uncertainties from global QCD analysis*, *JHEP* **07** (2002) 012, arXiv: [hep-ph/0201195](#).
- [18] P. Golonka and Z. Was, *PHOTOS Monte Carlo: a precision tool for QED corrections in Z and W decays*, *Eur. Phys. J. C* **45** (2006) 97, arXiv: [hep-ph/0506026](#).
- [19] N. Davidson, T. Przedzinski and Z. Was, *PHOTOS interface in C++: Technical and physics documentation*, *Comput. Phys. Commun.* **199** (2016) 86, arXiv: [1011.0937 \[hep-ph\]](#).
- [20] D. J. Lange, *The EvtGen particle decay simulation package*, *Nucl. Instrum. Meth. A* **462** (2001) 152.
- [21] ATLAS Collaboration, *ATLAS Pythia 8 tunes to 7 TeV data*, ATL-PHYS-PUB-2014-021, 2014, URL: <https://cds.cern.ch/record/1966419>.
- [22] J. Alwall et al., *The automated computation of tree-level and next-to-leading order differential cross sections, and their matching to parton shower simulations*, *JHEP* **07** (2014) 079, arXiv: [1405.0301 \[hep-ph\]](#).
- [23] R. D. Ball et al., *Parton distributions with LHC data*, *Nucl. Phys. B* **867** (2013) 244, arXiv: [1207.1303 \[hep-ph\]](#).
- [24] T. Gleisberg, S. Höche, F. Krauss, M. Schönherr, S. Schumann et al., *Event generation with SHERPA 1.1*, *JHEP* **02** (2009) 007, arXiv: [0811.4622 \[hep-ph\]](#).
- [25] K. Hamilton, P. Nason, E. Re and G. Zanderighi, *NNLOPS simulation of Higgs boson production*, *JHEP* **10** (2013) 222, arXiv: [1309.0017 \[hep-ph\]](#).
- [26] K. Hamilton, P. Nason and G. Zanderighi, *Finite quark-mass effects in the NNLOPS POWHEG+MiNLO Higgs generator*, *JHEP* **05** (2015) 140, arXiv: [1501.04637 \[hep-ph\]](#).
- [27] J. Butterworth et al., *PDF4LHC recommendations for LHC Run II*, *J. Phys. G* **43** (2016) 023001, arXiv: [1510.03865 \[hep-ph\]](#).
- [28] ATLAS Collaboration, *The Pythia 8 A3 tune description of ATLAS minimum bias and inelastic measurements incorporating the Donnachie–Landshoff diffractive model*, ATL-PHYS-PUB-2016-017, 2016, URL: <https://cds.cern.ch/record/2206965>.
- [29] ATLAS Collaboration, *The ATLAS Simulation Infrastructure*, *Eur. Phys. J. C* **70** (2010) 823, arXiv: [1005.4568 \[physics.ins-det\]](#).
- [30] S. Agostinelli et al., *GEANT4 – a simulation toolkit*, *Nucl. Instrum. Meth. A* **506** (2003) 250.

- [31] ATLAS Collaboration, *Electron and photon performance measurements with the ATLAS detector using the 2015-2017 LHC proton–proton collision data*, (2019), arXiv: [1908.00005 \[hep-ex\]](#).
- [32] ATLAS Collaboration, *Topological cell clustering in the ATLAS calorimeters and its performance in LHC Run 1*, *Eur. Phys. J. C* **77** (2017) 490, arXiv: [1603.02934 \[hep-ex\]](#).
- [33] ATLAS Collaboration, *Improved electron reconstruction in ATLAS using the Gaussian Sum Filter-based model for bremsstrahlung*, ATLAS-CONF-2012-047, 2012, URL: <https://cds.cern.ch/record/1449796>.
- [34] ATLAS Collaboration, *Muon reconstruction performance of the ATLAS detector in proton–proton collision data at $\sqrt{s} = 13$ TeV*, *Eur. Phys. J. C* **76** (2016) 292, arXiv: [1603.05598 \[hep-ex\]](#).
- [35] M. Cacciari and G. P. Salam, *Pileup subtraction using jet areas*, *Phys. Lett.* **B659** (2008) 119, arXiv: [0707.1378 \[hep-ph\]](#).
- [36] ATLAS Collaboration, *Readiness of the ATLAS liquid argon calorimeter for LHC collisions*, *Eur. Phys. J. C* **70** (2010) 723, arXiv: [0912.2642 \[hep-ex\]](#).
- [37] ATLAS Collaboration, *Trigger Menu in 2016*, ATL-DAQ-PUB-2017-001, 2017, URL: <https://cds.cern.ch/record/2242069>.
- [38] ATLAS Collaboration, *Electron and photon energy calibration with the ATLAS detector using 2015–2016 LHC proton–proton collision data*, *JINST* **14** (2019) P03017, arXiv: [1812.03848 \[hep-ex\]](#).
- [39] W. Lampl et al., *Calorimeter Clustering Algorithms: Description and Performance*, ATL-LARG-PUB-2008-002, 2008, URL: <https://cds.cern.ch/record/1099735>.
- [40] ATLAS Collaboration, *Measurement of the photon identification efficiencies with the ATLAS detector using LHC Run 2 data collected in 2015 and 2016*, *Eur. Phys. J. C* **79** (2019) 205, arXiv: [1810.05087 \[hep-ex\]](#).
- [41] ATLAS Collaboration, *Electron reconstruction and identification in the ATLAS experiment using the 2015 and 2016 LHC proton–proton collision data at $\sqrt{s} = 13$ TeV*, *Eur. Phys. J.* (2019), arXiv: [1902.04655 \[hep-ex\]](#).
- [42] J. Seixas, L. Caloba, M. Souza, A. Braga and A. Rodrigues, *Neural second-level trigger system based on calorimetry*, *Comput. Phys. Commun.* **95** (1996) 143.
- [43] S. Haykin, *Neural Networks and Learning Machines*, Prentice Hall, 2008.
- [44] ATLAS Collaboration, *Measurement of the azimuthal anisotropy of charged particles produced in $\sqrt{s_{NN}} = 5.02$ TeV Pb+Pb collisions with the ATLAS detector*, *Eur. Phys. J. C* **78** (2018) 997, arXiv: [1808.03951 \[hep-ex\]](#).
- [45] ATLAS Collaboration, *Luminosity determination in pp collisions at $\sqrt{s} = 8$ TeV using the ATLAS detector at the LHC*, *Eur. Phys. J. C* **76** (2016) 653, arXiv: [1608.03953 \[hep-ex\]](#).
- [46] ATLAS Collaboration, *Electron efficiency measurements with the ATLAS detector using 2012 LHC proton–proton collision data*, *Eur. Phys. J. C* **77** (2017) 195, arXiv: [1612.01456 \[hep-ex\]](#).
- [47] M. Tanabashi et al., *Review of Particle Physics*, *Phys. Rev. D* **98** (2018) 030001.
- [48] D. Casadei, *Estimating the selection efficiency*, *JINST* **7** (2012) P08021, arXiv: [0908.0130 \[physics.data-an\]](#).
- [49] A. Collaboration, *Expected Performance of the ATLAS Experiment - Detector, Trigger and Physics*, (2009), arXiv: [0901.0512 \[hep-ex\]](#).

- [50] ATLAS Collaboration, *Observation of a new particle in the search for the Standard Model Higgs boson with the ATLAS detector at the LHC*, *Phys. Lett. B* **716** (2012) 1, arXiv: [1207.7214 \[hep-ex\]](#).
- [51] CMS Collaboration, *Observation of a new boson at a mass of 125 GeV with the CMS experiment at the LHC*, *Phys. Lett. B* **716** (2012) 30, arXiv: [1207.7235 \[hep-ex\]](#).
- [52] ATLAS Collaboration, *Search for Scalar Diphoton Resonances in the Mass Range 65–600 GeV with the ATLAS Detector in pp Collision Data at $\sqrt{s} = 8$ TeV*, *Phys. Rev. Lett.* **113** (2014) 171801, arXiv: [1407.6583 \[hep-ex\]](#).
- [53] ATLAS Collaboration, *ATLAS Computing Acknowledgements*, ATL-GEN-PUB-2016-002, URL: <https://cds.cern.ch/record/2202407>.

The ATLAS Collaboration

G. Aad¹⁰², B. Abbott¹²⁹, D.C. Abbott¹⁰³, A. Abed Abud^{71a,71b}, K. Abeling⁵³, D.K. Abhayasinghe⁹⁴, S.H. Abidi¹⁶⁷, O.S. AbouZeid⁴⁰, N.L. Abraham¹⁵⁶, H. Abramowicz¹⁶¹, H. Abreu¹⁶⁰, Y. Abulaiti⁶, B.S. Acharya^{67a,67b,n}, B. Achkar⁵³, S. Adachi¹⁶³, L. Adam¹⁰⁰, C. Adam Bourdarios⁵, L. Adamczyk^{84a}, L. Adamek¹⁶⁷, J. Adelman¹²¹, M. Adersberger¹¹⁴, A. Adiguzel^{12c}, S. Adorni⁵⁴, T. Adye¹⁴⁴, A.A. Affolder¹⁴⁶, Y. Afik¹⁶⁰, C. Agapopoulou⁶⁵, M.N. Agaras³⁸, A. Aggarwal¹¹⁹, C. Agheorghiesei^{27c}, J.A. Aguilar-Saavedra^{140f,140a,ag}, F. Ahmadov⁸⁰, W.S. Ahmed¹⁰⁴, X. Ai¹⁸, G. Aielli^{74a,74b}, S. Akatsuka⁸⁶, T.P.A. Åkesson⁹⁷, E. Akilli⁵⁴, A.V. Akimov¹¹¹, K. Al Houry⁶⁵, G.L. Alberghi^{23b,23a}, J. Albert¹⁷⁶, M.J. Alconada Verzini¹⁶¹, S. Alderweireldt³⁶, M. Aleksa³⁶, I.N. Aleksandrov⁸⁰, C. Alexa^{27b}, T. Alexopoulos¹⁰, A. Alfonsi¹²⁰, F. Alfonsi^{23b,23a}, M. Alhroob¹²⁹, B. Ali¹⁴², M. Aliev¹⁶⁶, G. Alimonti^{69a}, S.P. Alkire¹⁴⁸, C. Allaire⁶⁵, B.M.M. Allbrooke¹⁵⁶, B.W. Allen¹³², P.P. Allport²¹, A. Aloisio^{70a,70b}, A. Alonso⁴⁰, F. Alonso⁸⁹, C. Alpigiani¹⁴⁸, A.A. Alshehri⁵⁷, M. Alvarez Estevez⁹⁹, D. Álvarez Piqueras¹⁷⁴, M.G. Alvigi^{70a,70b}, Y. Amaral Coutinho^{81b}, A. Ambler¹⁰⁴, L. Ambroz¹³⁵, C. Amelung²⁶, D. Amidei¹⁰⁶, S.P. Amor Dos Santos^{140a}, S. Amoroso⁴⁶, C.S. Amrouche⁵⁴, F. An⁷⁹, C. Anastopoulos¹⁴⁹, N. Andari¹⁴⁵, T. Andeen¹¹, C.F. Anders^{61b}, J.K. Anders²⁰, A. Andreazza^{69a,69b}, V. Andrei^{61a}, C.R. Anelli¹⁷⁶, S. Angelidakis³⁸, A. Angerami³⁹, A.V. Anisenkov^{122b,122a}, A. Annovi^{72a}, C. Antel⁵⁴, M.T. Anthony¹⁴⁹, E. Antipov¹³⁰, M. Antonelli⁵¹, D.J.A. Antrim¹⁷¹, F. Anulli^{73a}, M. Aoki⁸², J.A. Aparisi Pozo¹⁷⁴, L. Aperio Bella^{15a}, J.P. Araque^{140a}, V. Araujo Ferraz^{81b}, R. Araujo Pereira^{81b}, C. Arcangeletti⁵¹, A.T.H. Arce⁴⁹, F.A. Arduh⁸⁹, J-F. Arguin¹¹⁰, S. Argyropoulos⁷⁸, J.-H. Arling⁴⁶, A.J. Armbruster³⁶, A. Armstrong¹⁷¹, O. Arnaez¹⁶⁷, H. Arnold¹²⁰, Z.P. Arrubarrena Tame¹¹⁴, G. Artoni¹³⁵, S. Artz¹⁰⁰, S. Asai¹⁶³, N. Asbah⁵⁹, E.M. Asimakopoulou¹⁷², L. Asquith¹⁵⁶, J. Assahsah^{35d}, K. Assamagan²⁹, R. Astalos^{28a}, R.J. Atkin^{33a}, M. Atkinson¹⁷³, N.B. Atlay¹⁹, H. Atmani⁶⁵, K. Augsten¹⁴², G. Avolio³⁶, R. Avramidou^{60a}, M.K. Ayoub^{15a}, A.M. Azoulay^{168b}, G. Azuelos^{110,at}, H. Bachacou¹⁴⁵, K. Bachas^{68a,68b}, M. Backes¹³⁵, F. Backman^{45a,45b}, P. Bagnaia^{73a,73b}, M. Bahmani⁸⁵, H. Bahrasemani¹⁵², A.J. Bailey¹⁷⁴, V.R. Bailey¹⁷³, J.T. Baines¹⁴⁴, M. Bajic⁴⁰, C. Bakalis¹⁰, O.K. Baker¹⁸³, P.J. Bakker¹²⁰, D. Bakshi Gupta⁸, S. Balaji¹⁵⁷, E.M. Baldin^{122b,122a}, P. Balek¹⁸⁰, F. Balli¹⁴⁵, W.K. Balunas¹³⁵, J. Balz¹⁰⁰, E. Banas⁸⁵, A. Bandyopadhyay²⁴, Sw. Banerjee^{181,i}, A.A.E. Bannoura¹⁸², L. Barak¹⁶¹, W.M. Barbe³⁸, E.L. Barberio¹⁰⁵, D. Barberis^{55b,55a}, M. Barbero¹⁰², G. Barbour⁹⁵, T. Barillari¹¹⁵, M-S. Barisits³⁶, J. Barkeloo¹³², T. Barklow¹⁵³, R. Barnea¹⁶⁰, S.L. Barnes^{60c}, B.M. Barnett¹⁴⁴, R.M. Barnett¹⁸, Z. Barnovska-Blenessy^{60a}, A. Baroncelli^{60a}, G. Barone²⁹, A.J. Barr¹³⁵, L. Barranco Navarro^{45a,45b}, F. Barreiro⁹⁹, J. Barreiro Guimarães da Costa^{15a}, S. Barsov¹³⁸, R. Bartoldus¹⁵³, G. Bartolini¹⁰², A.E. Barton⁹⁰, P. Bartos^{28a}, A. Basalae⁴⁶, A. Basan¹⁰⁰, A. Bassalat^{65,an}, M.J. Basso¹⁶⁷, R.L. Bates⁵⁷, S. Batlamous^{35e}, J.R. Batley³², B. Batool¹⁵¹, M. Battaglia¹⁴⁶, M. Bauce^{73a,73b}, F. Bauer¹⁴⁵, K.T. Bauer¹⁷¹, H.S. Bawa^{31,l}, J.B. Beacham⁴⁹, T. Beau¹³⁶, P.H. Beauchemin¹⁷⁰, F. Becherer⁵², P. Bechtel²⁴, H.C. Beck⁵³, H.P. Beck^{20,r}, K. Becker⁵², M. Becker¹⁰⁰, C. Becot⁴⁶, A. Beddall^{12d}, A.J. Beddall^{12a}, V.A. Bednyakov⁸⁰, M. Bedognetti¹²⁰, C.P. Bee¹⁵⁵, T.A. Beermann¹⁸², M. Begalli^{81b}, M. Begel²⁹, A. Behera¹⁵⁵, J.K. Behr⁴⁶, F. Beisiegel²⁴, A.S. Bell⁹⁵, G. Bella¹⁶¹, L. Bellagamba^{23b}, A. Bellerive³⁴, P. Bellos⁹, K. Beloborodov^{122b,122a}, K. Belotskiy¹¹², N.L. Belyaev¹¹², D. Benchekroun^{35a}, N. Benekos¹⁰, Y. Benhammou¹⁶¹, D.P. Benjamin⁶, M. Benoit⁵⁴, J.R. Bensinger²⁶, S. Bentvelsen¹²⁰, L. Beresford¹³⁵, M. Beretta⁵¹, D. Berge⁴⁶, E. Bergeaas Kuutmann¹⁷², N. Berger⁵, B. Bergmann¹⁴², L.J. Bergsten²⁶, J. Beringer¹⁸, S. Berlendis⁷, G. Bernardi¹³⁶, C. Bernius¹⁵³, F.U. Bernlochner²⁴, T. Berry⁹⁴, P. Berta¹⁰⁰, C. Bertella^{15a}, I.A. Bertram⁹⁰, O. Bessidskaia Bylund¹⁸², N. Besson¹⁴⁵, A. Bethani¹⁰¹, S. Bethke¹¹⁵, A. Betti⁴², A.J. Bevan⁹³, J. Beyer¹¹⁵, D.S. Bhattacharya¹⁷⁷, P. Bhattarai²⁶, R. Bi¹³⁹, R.M. Bianchi¹³⁹, O. Biebel¹¹⁴, D. Biedermann¹⁹, R. Bielski³⁶, K. Bierwagen¹⁰⁰, N.V. Biesuz^{72a,72b}, M. Biglietti^{75a}, T.R.V. Billoud¹¹⁰, M. Bindi⁵³, A. Bingul^{12d}, C. Bini^{73a,73b}, S. Biondi^{23b,23a}, M. Birman¹⁸⁰, T. Bisanz⁵³,

J.P. Biswal¹⁶¹, D. Biswas^{181,i}, A. Bitadze¹⁰¹, C. Bittrich⁴⁸, K. Bjørke¹³⁴, K.M. Black²⁵, T. Blazek^{28a}, I. Bloch⁴⁶, C. Blocker²⁶, A. Blue⁵⁷, U. Blumenschein⁹³, G.J. Bobbink¹²⁰, V.S. Bobrovnikov^{122b,122a}, S.S. Bocchetta⁹⁷, A. Bocci⁴⁹, D. Boerner⁴⁶, D. Bogavac¹⁴, A.G. Bogdanchikov^{122b,122a}, C. Bohm^{45a}, V. Boisvert⁹⁴, P. Bokan^{53,172}, T. Bold^{84a}, A.S. Boldyrev¹¹³, A.E. Bolz^{61b}, M. Bomben¹³⁶, M. Bona⁹³, J.S. Bonilla¹³², M. Boonekamp¹⁴⁵, C.D. Booth⁹⁴, H.M. Borecka-Bielska⁹¹, A. Borisov¹²³, G. Borissov⁹⁰, J. Bortfeldt³⁶, D. Bortoletto¹³⁵, D. Boscherini^{23b}, M. Bosman¹⁴, J.D. Bossio Sola¹⁰⁴, K. Bouaouda^{35a}, J. Boudreau¹³⁹, E.V. Bouhova-Thacker⁹⁰, D. Boumediene³⁸, S.K. Boutle⁵⁷, A. Boveia¹²⁷, J. Boyd³⁶, D. Boye^{33b,ao}, I.R. Boyko⁸⁰, A.J. Bozson⁹⁴, J. Bracinik²¹, N. Brahimi¹⁰², G. Brandt¹⁸², O. Brandt³², F. Braren⁴⁶, B. Brau¹⁰³, J.E. Brau¹³², W.D. Breaden Madden⁵⁷, K. Brendlinger⁴⁶, L. Brenner⁴⁶, R. Brenner¹⁷², S. Bressler¹⁸⁰, B. Brickwedde¹⁰⁰, D.L. Briglin²¹, D. Britton⁵⁷, D. Britzger¹¹⁵, I. Brock²⁴, R. Brock¹⁰⁷, G. Brooijmans³⁹, W.K. Brooks^{147c}, E. Brost¹²¹, J.H. Broughton²¹, P.A. Bruckman de Renstrom⁸⁵, D. Bruncko^{28b}, A. Bruni^{23b}, G. Bruni^{23b}, L.S. Bruni¹²⁰, S. Bruno^{74a,74b}, M. Bruschi^{23b}, N. Brusino^{73a,73b}, P. Bryant³⁷, L. Bryngemark⁹⁷, T. Buanes¹⁷, Q. Buat³⁶, P. Buchholz¹⁵¹, A.G. Buckley⁵⁷, I.A. Budagov⁸⁰, M.K. Bugge¹³⁴, F. Bühner⁵², O. Bulekov¹¹², T.J. Burch¹²¹, S. Burdin⁹¹, C.D. Burgard¹²⁰, A.M. Burger¹³⁰, B. Burghgrave⁸, J.T.P. Burr⁴⁶, C.D. Burton¹¹, J.C. Burzynski¹⁰³, V. Büscher¹⁰⁰, E. Buschmann⁵³, P.J. Bussey⁵⁷, J.M. Butler²⁵, C.M. Buttar⁵⁷, J.M. Butterworth⁹⁵, P. Butti³⁶, W. Buttinger³⁶, C.J. Buxo Vazquez¹⁰⁷, A. Buzatu¹⁵⁸, A.R. Buzykaev^{122b,122a}, G. Cabras^{23b,23a}, S. Cabrera Urbán¹⁷⁴, D. Caforio⁵⁶, H. Cai¹⁷³, V.M.M. Cairo¹⁵³, O. Cakir^{4a}, N. Calace³⁶, P. Calafiura¹⁸, A. Calandri¹⁰², G. Calderini¹³⁶, P. Calfayan⁶⁶, G. Callea⁵⁷, L.P. Caloba^{81b}, A. Caltabiano^{74a,74b}, S. Calvente Lopez⁹⁹, D. Calvet³⁸, S. Calvet³⁸, T.P. Calvet¹⁵⁵, M. Calvetti^{72a,72b}, R. Camacho Toro¹³⁶, S. Camarda³⁶, D. Camarero Munoz⁹⁹, P. Camarri^{74a,74b}, D. Cameron¹³⁴, R. Caminal Armadans¹⁰³, C. Camincher³⁶, S. Campana³⁶, M. Campanelli⁹⁵, A. Camplani⁴⁰, A. Campoverde¹⁵¹, V. Canale^{70a,70b}, A. Canesse¹⁰⁴, M. Cano Bret^{60c}, J. Cantero¹³⁰, T. Cao¹⁶¹, Y. Cao¹⁷³, M.D.M. Capeans Garrido³⁶, M. Capua^{41b,41a}, R. Cardarelli^{74a}, F. Cardillo¹⁴⁹, G. Carducci^{41b,41a}, I. Carli¹⁴³, T. Carli³⁶, G. Carlino^{70a}, B.T. Carlson¹³⁹, L. Carminati^{69a,69b}, R.M.D. Carney^{45a,45b}, S. Caron¹¹⁹, E. Carquin^{147c}, S. Carrá⁴⁶, J.W.S. Carter¹⁶⁷, M.P. Casado^{14,e}, A.F. Casha¹⁶⁷, D.W. Casper¹⁷¹, R. Castelijm¹²⁰, F.L. Castillo¹⁷⁴, V. Castillo Gimenez¹⁷⁴, N.F. Castro^{140a,140e}, A. Catinaccio³⁶, J.R. Catmore¹³⁴, A. Cattai³⁶, V. Cavaliere²⁹, E. Cavallaro¹⁴, M. Cavalli-Sforza¹⁴, V. Cavasinni^{72a,72b}, E. Celebi^{12b}, F. Ceradini^{75a,75b}, L. Cerda Alberich¹⁷⁴, K. Cerny¹³¹, A.S. Cerqueira^{81a}, A. Cerri¹⁵⁶, L. Cerrito^{74a,74b}, F. Cerutti¹⁸, A. Cervelli^{23b,23a}, S.A. Cetin^{12b}, Z. Chadi^{35a}, D. Chakraborty¹²¹, W.S. Chan¹²⁰, W.Y. Chan⁹¹, J.D. Chapman³², B. Chargeishvili^{159b}, D.G. Charlton²¹, T.P. Charman⁹³, C.C. Chau³⁴, S. Che¹²⁷, S. Chekanov⁶, S.V. Chekulaev^{168a}, G.A. Chelkov^{80,as}, M.A. Chelstowska³⁶, B. Chen⁷⁹, C. Chen^{60a}, C.H. Chen⁷⁹, H. Chen²⁹, J. Chen^{60a}, J. Chen³⁹, S. Chen¹³⁷, S.J. Chen^{15c}, X. Chen^{15b}, Y-H. Chen⁴⁶, H.C. Cheng^{63a}, H.J. Cheng^{15a}, A. Cheplakov⁸⁰, E. Cheremushkina¹²³, R. Cherkaoui El Moursli^{35e}, E. Cheu⁷, K. Cheung⁶⁴, T.J.A. Chevalérias¹⁴⁵, L. Chevalier¹⁴⁵, V. Chiarella⁵¹, G. Chiarelli^{72a}, G. Chiodini^{68a}, A.S. Chisholm²¹, A. Chitan^{27b}, I. Chiu¹⁶³, Y.H. Chiu¹⁷⁶, M.V. Chizhov⁸⁰, K. Choi⁶⁶, A.R. Chomont^{73a,73b}, S. Chouridou¹⁶², Y.S. Chow¹²⁰, M.C. Chu^{63a}, X. Chu^{15a,15d}, J. Chudoba¹⁴¹, A.J. Chuinard¹⁰⁴, J.J. Chwastowski⁸⁵, L. Chytka¹³¹, D. Cieri¹¹⁵, K.M. Ciesla⁸⁵, D. Cinca⁴⁷, V. Cindro⁹², I.A. Cioară^{27b}, A. Ciocio¹⁸, F. Ciotto^{70a,70b}, Z.H. Citron^{180,j}, M. Citterio^{69a}, D.A. Ciubotaru^{27b}, B.M. Ciungu¹⁶⁷, A. Clark⁵⁴, M.R. Clark³⁹, P.J. Clark⁵⁰, C. Clement^{45a,45b}, Y. Coadou¹⁰², M. Cokal^{67a,67c}, A. Coccaro^{55b}, J. Cochran⁷⁹, H. Cohen¹⁶¹, A.E.C. Coimbra³⁶, L. Colasurdo¹¹⁹, B. Cole³⁹, A.P. Colijn¹²⁰, J. Collot⁵⁸, P. Conde Muiño^{140a,140h}, S.H. Connell^{33b}, I.A. Connelly⁵⁷, S. Constantinescu^{27b}, F. Conventi^{70a,au}, A.M. Cooper-Sarkar¹³⁵, F. Cormier¹⁷⁵, K.J.R. Cormier¹⁶⁷, L.D. Corpe⁹⁵, M. Corradi^{73a,73b}, E.E. Corrigan⁹⁷, F. Corriveau^{104,ae}, A. Cortes-Gonzalez³⁶, M.J. Costa¹⁷⁴, F. Costanza⁵, D. Costanzo¹⁴⁹, G. Cowan⁹⁴, J.W. Cowley³², J. Crane¹⁰¹, K. Cranmer¹²⁵, S.J. Crawley⁵⁷, R.A. Creager¹³⁷, S. Crépe-Renaudin⁵⁸, F. Crescioli¹³⁶, M. Cristinziani²⁴, V. Croft¹²⁰, G. Crosetti^{41b,41a}, A. Cueto⁵, T. Cuhadar Donszelmann¹⁴⁹, A.R. Cukierman¹⁵³, W.R. Cunningham⁵⁷, S. Czekierda⁸⁵, P. Czodrowski³⁶,

M.J. Da Cunha Sargedas De Sousa^{60b}, J.V. Da Fonseca Pinto^{81b}, C. Da Via¹⁰¹, W. Dabrowski^{84a},
F. Dachs³⁶, T. Dado^{28a}, S. Dahbi^{35e}, T. Dai¹⁰⁶, C. Dallapiccola¹⁰³, M. Dam⁴⁰, G. D'amen²⁹,
V. D'Amico^{75a,75b}, J. Damp¹⁰⁰, J.R. Dandoy¹³⁷, M.F. Daneri³⁰, N.P. Dang^{181,i}, N.S. Dann¹⁰¹,
M. Danninger¹⁷⁵, V. Dao³⁶, G. Darbo^{55b}, O. Dartsis⁵, A. Dattagupta¹³², T. Daubney⁴⁶, S. D'Auria^{69a,69b},
C. David⁴⁶, T. Davidek¹⁴³, D.R. Davis⁴⁹, I. Dawson¹⁴⁹, K. De⁸, R. De Asmundis^{70a}, M. De Beurs¹²⁰,
S. De Castro^{23b,23a}, S. De Cecco^{73a,73b}, N. De Groot¹¹⁹, P. de Jong¹²⁰, H. De la Torre¹⁰⁷, A. De Maria^{15c},
D. De Pedis^{73a}, A. De Salvo^{73a}, U. De Sanctis^{74a,74b}, M. De Santis^{74a,74b}, A. De Santo¹⁵⁶,
K. De Vasconcelos Corga¹⁰², J.B. De Vivie De Regie⁶⁵, C. Debenedetti¹⁴⁶, D.V. Dedovich⁸⁰,
A.M. Deiana⁴², J. Del Peso⁹⁹, Y. Delabat Diaz⁴⁶, D. Delgove⁶⁵, F. Deliot^{145,q}, C.M. Delitzsch⁷,
M. Della Pietra^{70a,70b}, D. Della Volpe⁵⁴, A. Dell'Acqua³⁶, L. Dell'Asta^{74a,74b}, M. Delmastro⁵,
C. Delporte⁶⁵, P.A. Delsart⁵⁸, D.A. DeMarco¹⁶⁷, S. Demers¹⁸³, M. Demichev⁸⁰, G. Demontigny¹¹⁰,
S.P. Denisov¹²³, L. D'Eramo¹³⁶, D. Derendarz⁸⁵, J.E. Derkaoui^{35d}, F. Derue¹³⁶, P. Dervan⁹¹, K. Desch²⁴,
C. Deterre⁴⁶, K. Dette¹⁶⁷, C. Deutsch²⁴, M.R. Devesa³⁰, P.O. Deviveiros³⁶, A. Dewhurst¹⁴⁴,
F.A. Di Bello⁵⁴, A. Di Ciaccio^{74a,74b}, L. Di Ciaccio⁵, W.K. Di Clemente¹³⁷, C. Di Donato^{70a,70b},
A. Di Girolamo³⁶, G. Di Gregorio^{72a,72b}, B. Di Micco^{75a,75b}, R. Di Nardo¹⁰³, K.F. Di Petrillo⁵⁹,
R. Di Sipio¹⁶⁷, D. Di Valentino³⁴, C. Diaconu¹⁰², F.A. Dias⁴⁰, T. Dias Do Vale^{140a}, M.A. Diaz^{147a},
J. Dickinson¹⁸, E.B. Diehl¹⁰⁶, J. Dietrich¹⁹, S. Díez Cornell⁴⁶, A. Dimitrievska¹⁸, W. Ding^{15b},
J. Dingfelder²⁴, F. Dittus³⁶, F. Djama¹⁰², T. Djobava^{159b}, J.I. Djuvslund¹⁷, M.A.B. Do Vale^{81c},
M. Dobre^{27b}, D. Dodsworth²⁶, C. Doglioni⁹⁷, J. Dolejsi¹⁴³, Z. Dolezal¹⁴³, M. Donadelli^{81d}, B. Dong^{60c},
J. Donini³⁸, A. D'onofrio⁹³, M. D'Onofrio⁹¹, J. Dopke¹⁴⁴, A. Doria^{70a}, M.T. Dova⁸⁹, A.T. Doyle⁵⁷,
E. Drechsler¹⁵², E. Dreyer¹⁵², T. Dreyer⁵³, A.S. Drobac¹⁷⁰, D. Du^{60b}, Y. Duan^{60b}, F. Dubinin¹¹¹,
M. Dubovsky^{28a}, A. Dubreuil⁵⁴, E. Duchovni¹⁸⁰, G. Duckeck¹¹⁴, A. Ducourthial¹³⁶, O.A. Ducu¹¹⁰,
D. Duda¹¹⁵, A. Dudarev³⁶, A.C. Dudder¹⁰⁰, E.M. Duffield¹⁸, L. Dufflot⁶⁵, M. Dührssen³⁶, C. Dülsen¹⁸²,
M. Dumancic¹⁸⁰, A.E. Dumitriu^{27b}, A.K. Duncan⁵⁷, M. Dunford^{61a}, A. Duperrin¹⁰², H. Duran Yildiz^{4a},
M. Düren⁵⁶, A. Durglishvili^{159b}, D. Duschinger⁴⁸, B. Dutta⁴⁶, D. Duvnjak¹, G.I. Dyckes¹³⁷, M. Dyndal³⁶,
S. Dysch¹⁰¹, B.S. Dziejcie⁸⁵, K.M. Ecker¹¹⁵, R.C. Edgar¹⁰⁶, M.G. Eggleston⁴⁹, T. Eifert³⁶, G. Eigen¹⁷,
K. Einsweiler¹⁸, T. Ekelof¹⁷², H. El Jarrari^{35e}, M. El Kacimi^{35c}, R. El Kosseifi¹⁰², V. Ellajosyula¹⁷²,
M. Ellert¹⁷², F. Ellinghaus¹⁸², A.A. Elliot⁹³, N. Ellis³⁶, J. Elmsheuser²⁹, M. Elsing³⁶, D. Emelianov¹⁴⁴,
A. Emerman³⁹, Y. Enari¹⁶³, M.B. Epland⁴⁹, J. Erdmann⁴⁷, A. Ereditato²⁰, M. Errenst³⁶, M. Escalier⁶⁵,
C. Escobar¹⁷⁴, O. Estrada Pastor¹⁷⁴, E. Etzion¹⁶¹, H. Evans⁶⁶, A. Ezhilov¹³⁸, F. Fabbri⁵⁷, L. Fabbri^{23b,23a},
V. Fabiani¹¹⁹, G. Facini⁹⁵, R.M. Faisca Rodrigues Pereira^{140a}, R.M. Fakhruddinov¹²³, S. Falciano^{73a},
P.J. Falke⁵, S. Falke⁵, J. Faltova¹⁴³, Y. Fang^{15a}, Y. Fang^{15a}, G. Fanourakis⁴⁴, M. Fanti^{69a,69b},
M. Faraj^{67a,67c,t}, A. Farbin⁸, A. Farilla^{75a}, E.M. Farina^{71a,71b}, T. Farooque¹⁰⁷, S. Farrell¹⁸,
S.M. Farrington⁵⁰, P. Farthouat³⁶, F. Fassi^{35e}, P. Fassnacht³⁶, D. Fassouliotis⁹, M. Fauci Giannelli⁵⁰,
W.J. Fawcett³², L. Fayard⁶⁵, O.L. Fedin^{138,o}, W. Fedorko¹⁷⁵, A. Fehr²⁰, M. Feickert⁴², L. Feligioni¹⁰²,
A. Fell¹⁴⁹, C. Feng^{60b}, M. Feng⁴⁹, M.J. Fenton⁵⁷, A.B. Fenyuk¹²³, S.W. Ferguson⁴³, J. Ferrando⁴⁶,
A. Ferrante¹⁷³, A. Ferrari¹⁷², P. Ferrari¹²⁰, R. Ferrari^{71a}, D.E. Ferreira de Lima^{61b}, A. Ferrer¹⁷⁴,
D. Ferrere⁵⁴, C. Ferretti¹⁰⁶, F. Fiedler¹⁰⁰, A. Filipčič⁹², F. Filthaut¹¹⁹, K.D. Finelli²⁵,
M.C.N. Fiolhais^{140a,140c,a}, L. Fiorini¹⁷⁴, F. Fischer¹¹⁴, W.C. Fisher¹⁰⁷, I. Fleck¹⁵¹, P. Fleischmann¹⁰⁶,
R.R.M. Fletcher¹³⁷, T. Flick¹⁸², B.M. Flierl¹¹⁴, L. Flores¹³⁷, L.R. Flores Castillo^{63a}, F.M. Follega^{76a,76b},
N. Fomin¹⁷, J.H. Foo¹⁶⁷, G.T. Forcolin^{76a,76b}, A. Formica¹⁴⁵, F.A. Förster¹⁴, A.C. Forti¹⁰¹, A.G. Foster²¹,
M.G. Foti¹³⁵, D. Fournier⁶⁵, H. Fox⁹⁰, P. Francavilla^{72a,72b}, S. Francescato^{73a,73b}, M. Franchini^{23b,23a},
S. Franchino^{61a}, D. Francis³⁶, L. Franconi²⁰, M. Franklin⁵⁹, A.N. Fray⁹³, P.M. Freeman²¹, B. Freund¹¹⁰,
W.S. Freund^{181b}, E.M. Freundlich⁴⁷, D.C. Frizzell¹²⁹, D. Froidevaux³⁶, J.A. Frost¹³⁵, C. Fukunaga¹⁶⁴,
E. Fullana Torregrosa¹⁷⁴, E. Fumagalli^{55b,55a}, T. Fusayasu¹¹⁶, J. Fuster¹⁷⁴, A. Gabrielli^{23b,23a},
A. Gabrielli¹⁸, S. Gadatsch⁵⁴, P. Gadow¹¹⁵, G. Gagliardi^{55b,55a}, L.G. Gagnon¹¹⁰, C. Galea^{27b},
B. Galhardo^{140a}, G.E. Gallardo¹³⁵, E.J. Gallas¹³⁵, B.J. Gallop¹⁴⁴, G. Galster⁴⁰, R. Gamboa Goni⁹³,

K.K. Gan¹²⁷, S. Ganguly¹⁸⁰, J. Gao^{60a}, Y. Gao⁵⁰, Y.S. Gao^{31,1}, C. García¹⁷⁴, J.E. García Navarro¹⁷⁴,
 J.A. García Pascual^{15a}, C. Garcia-Argos⁵², M. Garcia-Sciveres¹⁸, R.W. Gardner³⁷, N. Garelli¹⁵³,
 S. Gargiulo⁵², V. Garonne¹³⁴, P. Gaspar^{81b}, A. Gaudiello^{55b,55a}, G. Gaudio^{71a}, I.L. Gavrilenko¹¹¹,
 A. Gavriluk¹²⁴, C. Gay¹⁷⁵, G. Gaycken⁴⁶, E.N. Gazis¹⁰, A.A. Geanta^{27b}, C.M. Gee¹⁴⁶, C.N.P. Gee¹⁴⁴,
 J. Geisen⁵³, M. Geisen¹⁰⁰, C. Gemme^{55b}, M.H. Genest⁵⁸, C. Geng¹⁰⁶, S. Gentile^{73a,73b}, S. George⁹⁴,
 T. Geralis⁴⁴, L.O. Gerlach⁵³, P. Gessinger-Befurt¹⁰⁰, G. Gessner⁴⁷, S. Ghasemi¹⁵¹,
 M. Ghasemi Bostanabad¹⁷⁶, M. Ghneimat¹⁵¹, A. Ghosh⁶⁵, A. Ghosh⁷⁸, B. Giacobbe^{23b}, S. Giagu^{73a,73b},
 N. Giangiacomi^{23b,23a}, P. Giannetti^{72a}, A. Giannini^{70a,70b}, G. Giannini¹⁴, S.M. Gibson⁹⁴, M. Gignac¹⁴⁶,
 D. Gillberg³⁴, G. Gilles¹⁸², D.M. Gingrich^{3,at}, M.P. Giordani^{67a,67c}, F.M. Giorgi^{23b}, P.F. Giraud¹⁴⁵,
 G. Giugliarelli^{67a,67c}, D. Giugni^{69a}, F. Giuli^{74a,74b}, S. Gkaitatzis¹⁶², I. Gkialas^{9,g}, E.L. Gkoukousis¹⁴,
 P. Gkoutoumis¹⁰, L.K. Gladilin¹¹³, C. Glasman⁹⁹, J. Glatzer¹⁴, P.C.F. Glaysher⁴⁶, A. Glazov⁴⁶,
 G.R. Gledhill¹³², M. Goblirsch-Kolb²⁶, D. Godin¹¹⁰, S. Goldfarb¹⁰⁵, T. Golling⁵⁴, D. Golubkov¹²³,
 A. Gomes^{140a,140b}, R. Goncalves Gama⁵³, R. Gonçalo^{140a}, G. Gonella⁵², L. Gonella²¹, A. Gongadze⁸⁰,
 F. Gonnella²¹, J.L. Gonski³⁹, S. González de la Hoz¹⁷⁴, S. Gonzalez-Sevilla⁵⁴,
 G.R. Gonzalvo Rodriguez¹⁷⁴, L. Goossens³⁶, N.A. Gorasia²¹, P.A. Gorbounov¹²⁴, H.A. Gordon²⁹,
 B. Gorini³⁶, E. Gorini^{68a,68b}, A. Gorišek⁹², A.T. Goshaw⁴⁹, M.I. Gostkin⁸⁰, C.A. Gottardo¹¹⁹,
 M. Gouighri^{35b}, D. Goujdami^{35c}, A.G. Goussiou¹⁴⁸, N. Govender^{33b}, C. Goy⁵, E. Gozani¹⁶⁰,
 I. Grabowska-Bold^{84a}, E.C. Graham⁹¹, J. Gramling¹⁷¹, E. Gramstad¹³⁴, S. Grancagnolo¹⁹, M. Grandi¹⁵⁶,
 V. Gratchev¹³⁸, P.M. Gravila^{27f}, F.G. Gravili^{68a,68b}, C. Gray⁵⁷, H.M. Gray¹⁸, C. Grefe²⁴, K. Gregersen⁹⁷,
 I.M. Gregor⁴⁶, P. Grenier¹⁵³, K. Grevtsov⁴⁶, C. Grieco¹⁴, N.A. Grieser¹²⁹, A.A. Grillo¹⁴⁶, K. Grimm^{31,k},
 S. Grinstein^{14,z}, J.-F. Grivaz⁶⁵, S. Groh¹⁰⁰, E. Gross¹⁸⁰, J. Grosse-Knetter⁵³, Z.J. Grout⁹⁵, C. Grud¹⁰⁶,
 A. Grummer¹¹⁸, L. Guan¹⁰⁶, W. Guan¹⁸¹, C. Gubbels¹⁷⁵, J. Guenther³⁶, A. Guerguichon⁶⁵,
 J.G.R. Guerrero Rojas¹⁷⁴, F. Guescini¹¹⁵, D. Guest¹⁷¹, R. Gugel⁵², T. Guillemin⁵, S. Guindon³⁶, U. Gul⁵⁷,
 J. Guo^{60c}, W. Guo¹⁰⁶, Y. Guo^{60a,s}, Z. Guo¹⁰², R. Gupta⁴⁶, S. Gurbuz^{12c}, G. Gustavino¹²⁹, M. Guth⁵²,
 P. Gutierrez¹²⁹, C. Gutschow⁹⁵, C. Guyot¹⁴⁵, C. Gwenlan¹³⁵, C.B. Gwilliam⁹¹, A. Haas¹²⁵, C. Haber¹⁸,
 H.K. Hadavand⁸, N. Haddad^{35e}, A. Hadeef^{60a}, S. Hageböck³⁶, M. Haleem¹⁷⁷, J. Haley¹³⁰, G. Halladjian¹⁰⁷,
 G.D. Hallewell¹⁰², K. Hamacher¹⁸², P. Hamal¹³¹, K. Hamano¹⁷⁶, H. Hamdaoui^{35e}, M. Hamer²⁴,
 G.N. Hamity¹⁴⁹, K. Han^{60a,y}, L. Han^{60a}, S. Han^{15a}, Y.F. Han¹⁶⁷, K. Hanagaki^{82,w}, M. Hance¹⁴⁶,
 D.M. Handl¹¹⁴, B. Haney¹³⁷, R. Hankache¹³⁶, E. Hansen⁹⁷, J.B. Hansen⁴⁰, J.D. Hansen⁴⁰, M.C. Hansen²⁴,
 P.H. Hansen⁴⁰, E.C. Hanson¹⁰¹, K. Hara¹⁶⁹, T. Harenberg¹⁸², S. Harkusha¹⁰⁸, P.F. Harrison¹⁷⁸,
 N.M. Hartmann¹¹⁴, Y. Hasegawa¹⁵⁰, A. Hasib⁵⁰, S. Hassani¹⁴⁵, S. Haug²⁰, R. Hauser¹⁰⁷, L.B. Havener³⁹,
 M. Havranek¹⁴², C.M. Hawkes²¹, R.J. Hawkins³⁶, D. Hayden¹⁰⁷, C. Hayes¹⁵⁵, R.L. Hayes¹⁷⁵,
 C.P. Hays¹³⁵, J.M. Hays⁹³, H.S. Hayward⁹¹, S.J. Haywood¹⁴⁴, F. He^{60a}, M.P. Heath⁵⁰, V. Hedberg⁹⁷,
 L. Heelan⁸, S. Heer²⁴, K.K. Heidegger⁵², W.D. Heidorn⁷⁹, J. Heilman³⁴, S. Heim⁴⁶, T. Heim¹⁸,
 B. Heinemann^{46,ap}, J.J. Heinrich¹³², L. Heinrich³⁶, J. Hejbal¹⁴¹, L. Helary^{61b}, A. Held¹⁷⁵, S. Hellesund¹³⁴,
 C.M. Helling¹⁴⁶, S. Hellman^{45a,45b}, C. Helsen³⁶, R.C.W. Henderson⁹⁰, Y. Heng¹⁸¹, L. Henkelmann^{61a},
 S. Henkelmann¹⁷⁵, A.M. Henriques Correia³⁶, G.H. Herbert¹⁹, H. Herde²⁶, V. Herget¹⁷⁷,
 Y. Hernández Jiménez^{33d}, H. Herr¹⁰⁰, M.G. Herrmann¹¹⁴, T. Herrmann⁴⁸, G. Herten⁵²,
 R. Hertenberger¹¹⁴, L. Hervas³⁶, T.C. Herwig¹³⁷, G.G. Hesketh⁹⁵, N.P. Hessey^{168a}, A. Higashida¹⁶³,
 S. Higashino⁸², E. Higón-Rodríguez¹⁷⁴, K. Hildebrand³⁷, E. Hill¹⁷⁶, J.C. Hill³², K.K. Hill²⁹, K.H. Hiller⁴⁶,
 S.J. Hillier²¹, M. Hils⁴⁸, I. Hinchliffe¹⁸, F. Hinterkeuser²⁴, M. Hirose¹³³, S. Hirose⁵², D. Hirschbuehl¹⁸²,
 B. Hiti⁹², O. Hladik¹⁴¹, D.R. Hlaluku^{33d}, X. Hoad⁵⁰, J. Hobbs¹⁵⁵, N. Hod¹⁸⁰, M.C. Hodgkinson¹⁴⁹,
 A. Hoecker³⁶, D. Hohn⁵², D. Hohov⁶⁵, T. Holm²⁴, T.R. Holmes³⁷, M. Holzbock¹¹⁴, L.B.A.H. Hommels³²,
 S. Honda¹⁶⁹, T.M. Hong¹³⁹, J.C. Honig⁵², A. Hönle¹¹⁵, B.H. Hooberman¹⁷³, W.H. Hopkins⁶, Y. Horii¹¹⁷,
 P. Horn⁴⁸, L.A. Horyn³⁷, S. Hou¹⁵⁸, A. Hoummada^{35a}, J. Howarth¹⁰¹, J. Hoya⁸⁹, M. Hrabovsky¹³¹,
 J. Hrdinka⁷⁷, I. Hristova¹⁹, J. Hrivnac⁶⁵, A. Hrynevich¹⁰⁹, T. Hryn'ova⁵, P.J. Hsu⁶⁴, S.-C. Hsu¹⁴⁸, Q. Hu²⁹,
 S. Hu^{60c}, Y.F. Hu^{15a,15d}, D.P. Huang⁹⁵, Y. Huang^{60a}, Y. Huang^{15a}, Z. Hubacek¹⁴², F. Hubaut¹⁰²,

M. Huebner²⁴, F. Huegging²⁴, T.B. Huffman¹³⁵, M. Huhtinen³⁶, R.F.H. Hunter³⁴, P. Huo¹⁵⁵, A.M. Hupe³⁴,
 N. Huseynov^{80,af}, J. Huston¹⁰⁷, J. Huth⁵⁹, R. Hyneman¹⁰⁶, S. Hyrych^{28a}, G. Iacobucci⁵⁴, G. Iakovidis²⁹,
 I. Ibragimov¹⁵¹, L. Iconomidou-Fayard⁶⁵, Z. Idrissi^{35e}, P. Iengo³⁶, R. Ignazzi⁴⁰, O. Igonkina^{120,ab,*},
 R. Iguchi¹⁶³, T. Iizawa⁵⁴, Y. Ikegami⁸², M. Ikeno⁸², D. Iliadis¹⁶², N. Ilic^{119,167,ae}, F. Iltzsche⁴⁸,
 G. Introzzi^{71a,71b}, M. Iodice^{75a}, K. Iordanidou^{168a}, V. Ippolito^{73a,73b}, M.F. Isacson¹⁷², M. Ishino¹⁶³,
 W. Islam¹³⁰, C. Issever^{19,46}, S. Istin¹⁶⁰, F. Ito¹⁶⁹, J.M. Iturbe Ponce^{63a}, R. Iuppa^{76a,76b}, A. Ivina¹⁸⁰,
 H. Iwasaki⁸², J.M. Izen⁴³, V. Izzo^{70a}, P. Jacka¹⁴¹, P. Jackson¹, R.M. Jacobs²⁴, B.P. Jaeger¹⁵², V. Jain²,
 G. Jäkel¹⁸², K.B. Jakobi¹⁰⁰, K. Jakobs⁵², T. Jakoubek¹⁴¹, J. Jamieson⁵⁷, K.W. Janas^{84a}, R. Jansky⁵⁴,
 J. Janssen²⁴, M. Janus⁵³, P.A. Janus^{84a}, G. Jarlskog⁹⁷, N. Javadov^{80,af}, T. Javûrek³⁶, M. Javurkova¹⁰³,
 F. Jeanneau¹⁴⁵, L. Jeanty¹³², J. Jejelava^{159a}, A. Jelinskas¹⁷⁸, P. Jenni^{52,b}, J. Jeong⁴⁶, N. Jeong⁴⁶,
 S. Jézéquel⁵, H. Ji¹⁸¹, J. Jia¹⁵⁵, H. Jiang⁷⁹, Y. Jiang^{60a}, Z. Jiang^{153,p}, S. Jiggins⁵², F.A. Jimenez Morales³⁸,
 J. Jimenez Pena¹¹⁵, S. Jin^{15c}, A. Jinaru^{27b}, O. Jinnouchi¹⁶⁵, H. Jivan^{33d}, P. Johansson¹⁴⁹, K.A. Johns⁷,
 C.A. Johnson⁶⁶, K. Jon-And^{45a,45b}, R.W.L. Jones⁹⁰, S.D. Jones¹⁵⁶, S. Jones⁷, T.J. Jones⁹¹,
 J. Jongmanns^{61a}, P.M. Jorge^{140a}, J. Jovicevic³⁶, X. Ju¹⁸, J.J. Junggeburth¹¹⁵, A. Juste Rozas^{14,z},
 A. Kaczmarska⁸⁵, M. Kado^{73a,73b}, H. Kagan¹²⁷, M. Kagan¹⁵³, A. Kahn³⁹, C. Kahra¹⁰⁰, T. Kaji¹⁷⁹,
 E. Kajomovitz¹⁶⁰, C.W. Kalderon⁹⁷, A. Kaluza¹⁰⁰, A. Kamenshchikov¹²³, M. Kaneda¹⁶³, N.J. Kang¹⁴⁶,
 L. Kanjir⁹², Y. Kano¹¹⁷, V.A. Kantserov¹¹², J. Kanzaki⁸², L.S. Kaplan¹⁸¹, D. Kar^{33d}, K. Karava¹³⁵,
 M.J. Kareem^{168b}, S.N. Karpov⁸⁰, Z.M. Karpova⁸⁰, V. Kartvelishvili⁹⁰, A.N. Karyukhin¹²³, L. Kashif¹⁸¹,
 R.D. Kass¹²⁷, A. Kastanas^{45a,45b}, C. Kato^{60d,60c}, J. Katzy⁴⁶, K. Kawade¹⁵⁰, K. Kawagoe⁸⁸,
 T. Kawaguchi¹¹⁷, T. Kawamoto¹⁶³, G. Kawamura⁵³, E.F. Kay¹⁷⁶, V.F. Kazanin^{122b,122a}, R. Keeler¹⁷⁶,
 R. Kehoe⁴², J.S. Keller³⁴, E. Kellermann⁹⁷, D. Kelsey¹⁵⁶, J.J. Kempster²¹, J. Kendrick²¹, K.E. Kennedy³⁹,
 O. Kepka¹⁴¹, S. Kersten¹⁸², B.P. Kerševan⁹², S. Ketabchi Haghighat¹⁶⁷, M. Khader¹⁷³, F. Khalil-Zada¹³,
 M. Khandoga¹⁴⁵, A. Khanov¹³⁰, A.G. Kharlamov^{122b,122a}, T. Kharlamova^{122b,122a}, E.E. Khoda¹⁷⁵,
 A. Khodinov¹⁶⁶, T.J. Khoo⁵⁴, E. Khramov⁸⁰, J. Khubua^{159b}, S. Kido⁸³, M. Kiehn⁵⁴, C.R. Kilby⁹⁴,
 Y.K. Kim³⁷, N. Kimura⁹⁵, O.M. Kind¹⁹, B.T. King^{91,*}, D. Kirchmeier⁴⁸, J. Kirk¹⁴⁴, A.E. Kiryunin¹¹⁵,
 T. Kishimoto¹⁶³, D.P. Kisliuk¹⁶⁷, V. Kitali⁴⁶, O. Kivernyk⁵, T. Klapdor-Kleingrothaus⁵², M. Klassen^{61a},
 M.H. Klein¹⁰⁶, M. Klein⁹¹, U. Klein⁹¹, K. Kleinknecht¹⁰⁰, P. Klimek¹²¹, A. Klimentov²⁹, T. Klingl²⁴,
 T. Klioutchnikova³⁶, F.F. Klitzner¹¹⁴, P. Kluit¹²⁰, S. Kluth¹¹⁵, E. Kneringer⁷⁷, E.B.F.G. Knoops¹⁰²,
 A. Knue⁵², D. Kobayashi⁸⁸, T. Kobayashi¹⁶³, M. Kobel⁴⁸, M. Kocian¹⁵³, P. Kodys¹⁴³, D.M. Koeck¹⁵⁶,
 P.T. Koenig²⁴, T. Koffas³⁴, N.M. Köhler³⁶, T. Koi¹⁵³, M. Kolb¹⁴⁵, I. Koletsou⁵, T. Komarek¹³¹, T. Kondo⁸²,
 K. Köneke⁵², A.X.Y. Kong¹, A.C. König¹¹⁹, T. Kono¹²⁶, R. Konoplich^{125,ak}, V. Konstantinides⁹⁵,
 N. Konstantinidis⁹⁵, B. Konya⁹⁷, R. Kopeliansky⁶⁶, S. Koperny^{84a}, K. Korcyl⁸⁵, K. Kordas¹⁶²,
 G. Koren¹⁶¹, A. Korn⁹⁵, I. Korolkov¹⁴, E.V. Korolkova¹⁴⁹, N. Korotkova¹¹³, O. Kortner¹¹⁵, S. Kortner¹¹⁵,
 T. Kosek¹⁴³, V.V. Kostyukhin^{166,166}, A. Kotskechagia⁶⁵, A. Kotwal⁴⁹, A. Koulouris¹⁰,
 A. Kourkoumeli-Charalampidi^{71a,71b}, C. Kourkoumelis⁹, E. Kourlitis¹⁴⁹, V. Kouskoura²⁹,
 A.B. Kowalewska⁸⁵, R. Kowalewski¹⁷⁶, C. Kozakai¹⁶³, W. Kozanecki¹⁴⁵, A.S. Kozhin¹²³,
 V.A. Kramarenko¹¹³, G. Kramberger⁹², D. Krasnopevtsev^{60a}, M.W. Krasny¹³⁶, A. Krasznahorkay³⁶,
 D. Krauss¹¹⁵, J.A. Kremer^{84a}, J. Kretschmar⁹¹, P. Krieger¹⁶⁷, F. Krieter¹¹⁴, A. Krishnan^{61b}, K. Krizka¹⁸,
 K. Kroeninger⁴⁷, H. Kroha¹¹⁵, J. Kroll¹⁴¹, J. Kroll¹³⁷, K.S. Krowpman¹⁰⁷, J. Krstic¹⁶, U. Kruchonak⁸⁰,
 H. Krüger²⁴, N. Krumnack⁷⁹, M.C. Kruse⁴⁹, J.A. Krzysiak⁸⁵, T. Kubota¹⁰⁵, O. Kuchinskaia¹⁶⁶,
 S. Kудay^{4b}, J.T. Kuechler⁴⁶, S. Kuehn³⁶, A. Kugel^{61a}, T. Kuhl⁴⁶, V. Kukhtin⁸⁰, R. Kukla¹⁰²,
 Y. Kulchitsky^{108,ah}, S. Kuleshov^{147c}, Y.P. Kulinich¹⁷³, M. Kuna⁵⁸, T. Kunigo⁸⁶, A. Kupco¹⁴¹, T. Kupfer⁴⁷,
 O. Kuprash⁵², H. Kurashige⁸³, L.L. Kurchaninov^{168a}, Y.A. Kurochkin¹⁰⁸, A. Kurova¹¹², M.G. Kurth^{15a,15d},
 E.S. Kuwertz³⁶, M. Kuze¹⁶⁵, A.K. Kvam¹⁴⁸, J. Kvitá¹³¹, T. Kwan¹⁰⁴, A. La Rosa¹¹⁵, L. La Rotonda^{41b,41a},
 F. La Ruffa^{41b,41a}, C. Lacasta¹⁷⁴, F. Lacava^{73a,73b}, D.P.J. Lack¹⁰¹, H. Lacker¹⁹, D. Lacour¹³⁶, E. Ladygin⁸⁰,
 R. Lafaye⁵, B. Laforge¹³⁶, T. Lagouri^{33d}, S. Lai⁵³, I.K. Lakomic^{84a}, S. Lammers⁶⁶, W. Lampl⁷,
 C. Lampoudis¹⁶², E. Lançon²⁹, U. Landgraf⁵², M.P.J. Landon⁹³, M.C. Lanfermann⁵⁴, V.S. Lang⁴⁶,

J.C. Lange⁵³, R.J. Langenberg¹⁰³, A.J. Lankford¹⁷¹, F. Lanni²⁹, K. Lantzsch²⁴, A. Lanza^{71a},
 A. Lapertosa^{55b,55a}, S. Laplace¹³⁶, J.F. Laporte¹⁴⁵, T. Lari^{69a}, F. Lasagni Manghi^{23b,23a}, M. Lassnig³⁶,
 T.S. Lau^{63a}, A. Laudrain⁶⁵, A. Laurier³⁴, M. Lavorgna^{70a,70b}, S.D. Lawlor⁹⁴, M. Lazzaroni^{69a,69b}, B. Le¹⁰⁵,
 E. Le Guirriec¹⁰², M. LeBlanc⁷, T. LeCompte⁶, F. Ledroit-Guillon⁵⁸, A.C.A. Lee⁹⁵, C.A. Lee²⁹,
 G.R. Lee¹⁷, L. Lee⁵⁹, S.C. Lee¹⁵⁸, S.J. Lee³⁴, S. Lee⁷⁹, B. Lefebvre^{168a}, H.P. Lefebvre⁹⁴, M. Lefebvre¹⁷⁶,
 F. Legger¹¹⁴, C. Leggett¹⁸, K. Lehmann¹⁵², N. Lehmann¹⁸², G. Lehmann Miotto³⁶, W.A. Leight⁴⁶,
 A. Leisos^{162,x}, M.A.L. Leite^{81d}, C.E. Leitgeb¹¹⁴, R. Leitner¹⁴³, D. Lellouch^{180,*}, K.J.C. Leney⁴²,
 T. Lenz²⁴, R. Leone⁷, S. Leone^{72a}, C. Leonidopoulos⁵⁰, A. Leopold¹³⁶, C. Leroy¹¹⁰, R. Les¹⁶⁷,
 C.G. Lester³², M. Levchenko¹³⁸, J. Levêque⁵, D. Levin¹⁰⁶, L.J. Levinson¹⁸⁰, D.J. Lewis²¹, B. Li^{15b},
 B. Li¹⁰⁶, C-Q. Li^{60a}, F. Li^{60c}, H. Li^{60a}, H. Li^{60b}, J. Li^{60c}, K. Li¹⁵³, L. Li^{60c}, M. Li^{15a,15d}, Q. Li^{15a,15d},
 Q.Y. Li^{60a}, S. Li^{60d,60c}, X. Li⁴⁶, Y. Li⁴⁶, Z. Li^{60b}, Z. Liang^{15a}, B. Liberti^{74a}, A. Liblong¹⁶⁷, K. Lie^{63c},
 S. Lim²⁹, C.Y. Lin³², K. Lin¹⁰⁷, T.H. Lin¹⁰⁰, R.A. Linck⁶⁶, J.H. Lindon²¹, A.L. Lionti⁵⁴, E. Lipeles¹³⁷,
 A. Lipniacka¹⁷, T.M. Liss^{173,ar}, A. Lister¹⁷⁵, A.M. Litke¹⁴⁶, J.D. Little⁸, B. Liu⁷⁹, B.L. Liu⁶, H.B. Liu²⁹,
 H. Liu¹⁰⁶, J.B. Liu^{60a}, J.K.K. Liu¹³⁵, K. Liu¹³⁶, M. Liu^{60a}, P. Liu¹⁸, Y. Liu^{15a,15d}, Y.L. Liu¹⁰⁶, Y.W. Liu^{60a},
 M. Livan^{71a,71b}, A. Lleres⁵⁸, J. Llorente Merino¹⁵², S.L. Lloyd⁹³, C.Y. Lo^{63b}, F. Lo Sterzo⁴²,
 E.M. Lobodzinska⁴⁶, P. Loch⁷, S. Loffredo^{74a,74b}, T. Lohse¹⁹, K. Lohwasser¹⁴⁹, M. Lokajicek¹⁴¹,
 J.D. Long¹⁷³, R.E. Long⁹⁰, L. Longo³⁶, K.A. Looper¹²⁷, J.A. Lopez^{147c}, I. Lopez Paz¹⁰¹, A. Lopez Solis¹⁴⁹,
 J. Lorenz¹¹⁴, N. Lorenzo Martinez⁵, A.M. Lory¹¹⁴, M. Losada²², P.J. Lösel¹¹⁴, A. Lösle⁵², X. Lou⁴⁶,
 X. Lou^{15a}, A. Lounis⁶⁵, J. Love⁶, P.A. Love⁹⁰, J.J. Lozano Bahilo¹⁷⁴, M. Lu^{60a}, Y.J. Lu⁶⁴, H.J. Lubatti¹⁴⁸,
 C. Luci^{73a,73b}, A. Lucotte⁵⁸, C. Luedtke⁵², F. Luehring⁶⁶, I. Luise¹³⁶, L. Luminari^{73a}, B. Lund-Jensen¹⁵⁴,
 M.S. Lutz¹⁰³, D. Lynn²⁹, H. Lyons⁹¹, R. Lysak¹⁴¹, E. Lytken⁹⁷, F. Lyu^{15a}, V. Lyubushkin⁸⁰,
 T. Lyubushkina⁸⁰, H. Ma²⁹, L.L. Ma^{60b}, Y. Ma^{60b}, G. Maccarrone⁵¹, A. Macchiolo¹¹⁵,
 C.M. Macdonald¹⁴⁹, J. Machado Miguens¹³⁷, D. Madaffari¹⁷⁴, R. Madar³⁸, W.F. Mader⁴⁸, N. Madysa⁴⁸,
 J. Maeda⁸³, T. Maeno²⁹, M. Maerker⁴⁸, A.S. Maevskiy¹¹³, V. Magerl⁵², N. Magini⁷⁹, D.J. Mahon³⁹,
 C. Maidantchik^{81b}, T. Maier¹¹⁴, A. Maio^{140a,140b,140d}, K. Maj^{84a}, O. Majersky^{28a}, S. Majewski¹³²,
 Y. Makida⁸², N. Makovec⁶⁵, B. Malaescu¹³⁶, Pa. Malecki⁸⁵, V.P. Maleev¹³⁸, F. Malek⁵⁸, U. Mallik⁷⁸,
 D. Malon⁶, C. Malone³², S. Maltezos¹⁰, S. Malyukov⁸⁰, J. Mamuzic¹⁷⁴, G. Mancini⁵¹, I. Mandić⁹²,
 L. Manhaes de Andrade Filho^{81a}, I.M. Maniatis¹⁶², J. Manjarres Ramos⁴⁸, K.H. Mankinen⁹⁷, A. Mann¹¹⁴,
 A. Manousos⁷⁷, B. Mansoulie¹⁴⁵, I. Manthos¹⁶², S. Manzoni¹²⁰, A. Marantis¹⁶², G. Marceca³⁰,
 L. Marchese¹³⁵, G. Marchiori¹³⁶, M. Marcisovskiy¹⁴¹, L. Marcocchia^{74a,74b}, C. Marcon⁹⁷,
 C.A. Marin Tobon³⁶, M. Marjanovic¹²⁹, Z. Marshall¹⁸, M.U.F. Martensson¹⁷², S. Marti-Garcia¹⁷⁴,
 C.B. Martin¹²⁷, T.A. Martin¹⁷⁸, V.J. Martin⁵⁰, B. Martin dit Latour¹⁷, L. Martinelli^{75a,75b}, M. Martinez^{14,z},
 V.I. Martinez Outschoorn¹⁰³, S. Martin-Haugh¹⁴⁴, V.S. Martoiu^{27b}, A.C. Martyniuk⁹⁵, A. Marzin³⁶,
 S.R. Maschek¹¹⁵, L. Masetti¹⁰⁰, T. Mashimo¹⁶³, R. Mashinistov¹¹¹, J. Masik¹⁰¹, A.L. Maslennikov^{122b,122a},
 L. Massa^{74a,74b}, P. Massarotti^{70a,70b}, P. Mastrandrea^{72a,72b}, A. Mastroberardino^{41b,41a}, T. Masubuchi¹⁶³,
 D. Matakias¹⁰, A. Matic¹¹⁴, N. Matsuzawa¹⁶³, P. Mättig²⁴, J. Maurer^{27b}, B. Maček⁹²,
 D.A. Maximov^{122b,122a}, R. Mazini¹⁵⁸, I. Maznas¹⁶², S.M. Mazza¹⁴⁶, S.P. Mc Kee¹⁰⁶, T.G. McCarthy¹¹⁵,
 W.P. McCormack¹⁸, E.F. McDonald¹⁰⁵, J.A. Mcfayden³⁶, G. Mchedlidze^{159b}, M.A. McKay⁴²,
 K.D. McLean¹⁷⁶, S.J. McMahon¹⁴⁴, P.C. McNamara¹⁰⁵, C.J. McNicol¹⁷⁸, R.A. McPherson^{176,ae},
 J.E. Mdhluhi^{33d}, Z.A. Meadows¹⁰³, S. Meehan³⁶, T. Megy⁵², S. Mehlhase¹¹⁴, A. Mehta⁹¹, T. Meideck⁵⁸,
 B. Meirose⁴³, D. Melini¹⁶⁰, B.R. Mellado Garcia^{33d}, J.D. Mellenthin⁵³, M. Melo^{28a}, F. Meloni⁴⁶,
 A. Melzer²⁴, S.B. Menary¹⁰¹, E.D. Mendes Gouveia^{140a,140e}, L. Meng³⁶, X.T. Meng¹⁰⁶, S. Menke¹¹⁵,
 E. Meoni^{41b,41a}, S. Mergelmeyer¹⁹, S.A.M. Merkt¹³⁹, C. Merlassino²⁰, P. Mermod⁵⁴, L. Merola^{70a,70b},
 C. Meroni^{69a}, G. Merz¹⁰⁶, O. Meshkov^{113,111}, J.K.R. Meshreki¹⁵¹, A. Messina^{73a,73b}, J. Metcalfe⁶,
 A.S. Mete¹⁷¹, C. Meyer⁶⁶, J-P. Meyer¹⁴⁵, H. Meyer Zu Theenhausen^{61a}, F. Miano¹⁵⁶, M. Michetti¹⁹,
 R.P. Middleton¹⁴⁴, L. Mijović⁵⁰, G. Mikenberg¹⁸⁰, M. Mikesikova¹⁴¹, M. Mikuž⁹², H. Mildner¹⁴⁹,
 M. Milesi¹⁰⁵, A. Milic¹⁶⁷, D.A. Millar⁹³, D.W. Miller³⁷, A. Milov¹⁸⁰, D.A. Milstead^{45a,45b}, R.A. Mina¹⁵³,

A.A. Minaenko¹²³, M. Miñano Moya¹⁷⁴, I.A. Minashvili^{159b}, A.I. Mincer¹²⁵, B. Mindur^{84a}, M. Mineev⁸⁰,
 Y. Minegishi¹⁶³, L.M. Mir¹⁴, A. Mirto^{68a,68b}, K.P. Mistry¹³⁷, T. Mitani¹⁷⁹, J. Mitrevski¹¹⁴, V.A. Mitsou¹⁷⁴,
 M. Mittal^{60c}, O. Miu¹⁶⁷, A. Miucci²⁰, P.S. Miyagawa¹⁴⁹, A. Mizukami⁸², J.U. Mjörnmark⁹⁷,
 T. Mkrtchyan^{61a}, M. Mlynarikova¹⁴³, T. Moa^{45a,45b}, K. Mochizuki¹¹⁰, P. Mogg⁵², S. Mohapatra³⁹,
 R. Moles-Valls²⁴, M.C. Mondragon¹⁰⁷, K. Mönig⁴⁶, J. Monk⁴⁰, E. Monnier¹⁰², A. Montalbano¹⁵²,
 J. Montejo Berlingen³⁶, M. Montella⁹⁵, F. Monticelli⁸⁹, S. Monzani^{69a}, N. Morange⁶⁵, D. Moreno²²,
 M. Moreno Llácer¹⁷⁴, C. Moreno Martinez¹⁴, P. Moretini^{55b}, M. Morgenstern¹²⁰, S. Morgenstern⁴⁸,
 D. Mori¹⁵², M. Morii⁵⁹, M. Morinaga¹⁷⁹, V. Morisbak¹³⁴, A.K. Morley³⁶, G. Mornacchi³⁶, A.P. Morris⁹⁵,
 L. Morvaj¹⁵⁵, P. Moschovakos³⁶, B. Moser¹²⁰, M. Mosidze^{159b}, T. Moskalets¹⁴⁵, H.J. Moss¹⁴⁹,
 J. Moss^{31,m}, E.J.W. Moyse¹⁰³, S. Muanza¹⁰², J. Mueller¹³⁹, R.S.P. Mueller¹¹⁴, D. Muenstermann⁹⁰,
 G.A. Mullier⁹⁷, D.P. Mungo^{69a,69b}, J.L. Munoz Martinez¹⁴, F.J. Munoz Sanchez¹⁰¹, P. Murin^{28b},
 W.J. Murray^{178,144}, A. Murrone^{69a,69b}, M. Muškinja¹⁸, C. Mwewa^{33a}, A.G. Myagkov^{123,al}, A.A. Myers¹³⁹,
 J. Myers¹³², M. Myska¹⁴², B.P. Nachman¹⁸, O. Nackenhorst⁴⁷, A.Nag Nag⁴⁸, K. Nagai¹³⁵, K. Nagano⁸²,
 Y. Nagasaka⁶², J.L. Nagle²⁹, E. Nagy¹⁰², A.M. Nairz³⁶, Y. Nakahama¹¹⁷, K. Nakamura⁸², T. Nakamura¹⁶³,
 I. Nakano¹²⁸, H. Nanjo¹³³, F. Napolitano^{61a}, R.F. Naranjo Garcia⁴⁶, R. Narayan⁴², I. Naryshkin¹³⁸,
 T. Naumann⁴⁶, G. Navarro²², P.Y. Nechaeva¹¹¹, F. Nechansky⁴⁶, T.J. Neep²¹, A. Negri^{71a,71b},
 M. Negrini^{23b}, C. Nellist⁵³, M.E. Nelson^{45a,45b}, S. Nemecek¹⁴¹, P. Nemethy¹²⁵, M. Nessi^{36,d},
 M.S. Neubauer¹⁷³, M. Neumann¹⁸², R. Newhouse¹⁷⁵, P.R. Newman²¹, Y.S. Ng¹⁹, Y.W.Y. Ng¹⁷¹,
 B. Ngair^{35e}, H.D.N. Nguyen¹⁰², T. Nguyen Manh¹¹⁰, E. Nibigira³⁸, R.B. Nickerson¹³⁵, R. Nicolaidou¹⁴⁵,
 D.S. Nielsen⁴⁰, J. Nielsen¹⁴⁶, N. Nikiiforou¹¹, V. Nikolaenko^{123,al}, I. Nikolic-Audit¹³⁶, K. Nikolopoulos²¹,
 P. Nilsson²⁹, H.R. Nindhito⁵⁴, Y. Ninomiya⁸², A. Nisati^{73a}, N. Nishu^{60c}, R. Nisius¹¹⁵, I. Nitsche⁴⁷,
 T. Nitta¹⁷⁹, T. Nobe¹⁶³, Y. Noguchi⁸⁶, I. Nomidis¹³⁶, M.A. Nomura²⁹, M. Nordberg³⁶,
 N. Norjoharuddeen¹³⁵, T. Novak⁹², O. Novgorodova⁴⁸, R. Novotny¹⁴², L. Nozka¹³¹, K. Ntekas¹⁷¹,
 E. Nurse⁹⁵, F.G. Oakham^{34,at}, H. Oberlack¹¹⁵, J. Ocariz¹³⁶, A. Ochi⁸³, I. Ochoa³⁹, J.P. Ochoa-Ricoux^{147a},
 K. O'Connor²⁶, S. Oda⁸⁸, S. Odaka⁸², S. Oerdek⁵³, A. Ogrodnik^{84a}, A. Oh¹⁰¹, S.H. Oh⁴⁹, C.C. Ohm¹⁵⁴,
 H. Oide¹⁶⁵, M.L. Ojeda¹⁶⁷, H. Okawa¹⁶⁹, Y. Okazaki⁸⁶, M.W. O'Keefe⁹¹, Y. Okumura¹⁶³, T. Okuyama⁸²,
 A. Olariu^{27b}, L.F. Oleiro Seabra^{140a}, S.A. Olivares Pino^{147a}, D. Oliveira Damazio²⁹, J.L. Oliver¹,
 M.J.R. Olsson¹⁷¹, A. Olszewski⁸⁵, J. Olszowska⁸⁵, D.C. O'Neil¹⁵², A.P. O'Neill¹³⁵, A. Onofre^{140a,140e},
 P.U.E. Onyisi¹¹, H. Oppen¹³⁴, M.J. Oreglia³⁷, G.E. Orellana⁸⁹, D. Orestano^{75a,75b}, N. Orlando¹⁴,
 R.S. Orr¹⁶⁷, V. O'Shea⁵⁷, R. Ospanov^{60a}, G. Otero y Garzon³⁰, H. Otono⁸⁸, P.S. Ott^{61a}, M. Ouchrif^{35d},
 J. Ouellette²⁹, F. Ould-Saada¹³⁴, A. Ouraou¹⁴⁵, Q. Ouyang^{15a}, M. Owen⁵⁷, R.E. Owen²¹, V.E. Ozcan^{12c},
 N. Ozturk⁸, J. Pacalt¹³¹, H.A. Pacey³², K. Pachal⁴⁹, A. Pacheco Pages¹⁴, C. Padilla Aranda¹⁴,
 S. Pagan Griso¹⁸, M. Paganini¹⁸³, G. Palacino⁶⁶, S. Palazzo⁵⁰, S. Palestini³⁶, M. Palka^{84b}, D. Pallin³⁸,
 I. Panagoulas¹⁰, C.E. Pandini³⁶, J.G. Panduro Vazquez⁹⁴, P. Pani⁴⁶, G. Panizzo^{67a,67c}, L. Paolozzi⁵⁴,
 C. Papadatos¹¹⁰, K. Papageorgiou^{9,g}, S. Parajuli⁴³, A. Paramonov⁶, D. Paredes Hernandez^{63b},
 S.R. Paredes Saenz¹³⁵, B. Parida¹⁶⁶, T.H. Park¹⁶⁷, A.J. Parker³¹, M.A. Parker³², F. Parodi^{55b,55a},
 E.W. Parrish¹²¹, J.A. Parsons³⁹, U. Parzefall⁵², L. Pascual Dominguez¹³⁶, V.R. Pascuzzi¹⁶⁷,
 J.M.P. Pasner¹⁴⁶, F. Pasquali¹²⁰, E. Pasqualucci^{73a}, S. Passaggio^{55b}, F. Pastore⁹⁴, P. Pasuwan^{45a,45b},
 S. Patariaia¹⁰⁰, J.R. Pater¹⁰¹, A. Pathak^{181,i}, T. Pauly³⁶, J. Pearkes¹⁵³, B. Pearson¹¹⁵, M. Pedersen¹³⁴,
 L. Pedraza Diaz¹¹⁹, R. Pedro^{140a}, T. Peiffer⁵³, S.V. Peleganchuk^{122b,122a}, O. Penc¹⁴¹, H. Peng^{60a},
 B.S. Peralva^{81a}, M.M. Perego⁶⁵, A.P. Pereira Peixoto^{140a}, D.V. Perpelitsa²⁹, F. Peri¹⁹, L. Perini^{69a,69b},
 H. Pernegger³⁶, S. Perrella^{70a,70b}, A. Perrevoort¹²⁰, K. Peters⁴⁶, R.F.Y. Peters¹⁰¹, B.A. Petersen³⁶,
 T.C. Petersen⁴⁰, E. Petit¹⁰², A. Petridis¹, C. Petridou¹⁶², P. Petroff⁶⁵, M. Petrov¹³⁵, F. Petrucci^{75a,75b},
 M. Pettee¹⁸³, N.E. Pettersson¹⁰³, K. Petukhova¹⁴³, A. Peyaud¹⁴⁵, R. Pezoa^{147c}, L. Pezzotti^{71a,71b},
 T. Pham¹⁰⁵, F.H. Phillips¹⁰⁷, P.W. Phillips¹⁴⁴, M.W. Phipps¹⁷³, G. Piacquadio¹⁵⁵, E. Pianori¹⁸,
 A. Picazio¹⁰³, R.H. Pickles¹⁰¹, R. Piegaia³⁰, D. Pietreanu^{27b}, J.E. Pilcher³⁷, A.D. Pilkington¹⁰¹,
 M. Pinamonti^{67a,67c}, J.L. Pinfold³, M. Pitt¹⁶¹, L. Pizzimento^{74a,74b}, M.-A. Pleier²⁹, V. Pleskot¹⁴³,

E. Plotnikova⁸⁰, P. Podberezko^{122b,122a}, R. Poettgen⁹⁷, R. Poggi⁵⁴, L. Poggioli⁶⁵, I. Pogrebnyak¹⁰⁷,
 D. Pohl²⁴, I. Pokharel⁵³, G. Polesello^{71a}, A. Poley¹⁸, A. Policicchio^{73a,73b}, R. Polifka¹⁴³, A. Polini^{23b},
 C.S. Pollard⁴⁶, V. Polychronakos²⁹, D. Ponomarenko¹¹², L. Pontecorvo³⁶, S. Popa^{27a}, G.A. Popeneciu^{27d},
 L. Portales⁵, D.M. Portillo Quintero⁵⁸, S. Pospisil¹⁴², K. Potamianos⁴⁶, I.N. Potrap⁸⁰, C.J. Potter³²,
 H. Potti¹¹, T. Poulsen⁹⁷, J. Poveda³⁶, T.D. Powell¹⁴⁹, G. Pownall⁴⁶, M.E. Pozo Astigarraga³⁶,
 P. Pralavorio¹⁰², S. Prell⁷⁹, D. Price¹⁰¹, M. Primavera^{68a}, S. Prince¹⁰⁴, M.L. Proffitt¹⁴⁸, N. Proklova¹¹²,
 K. Prokofiev^{63c}, F. Prokoshin⁸⁰, S. Protopopescu²⁹, J. Proudfoot⁶, M. Przybycien^{84a}, D. Pudzha¹³⁸,
 A. Puri¹⁷³, P. Puzo⁶⁵, J. Qian¹⁰⁶, Y. Qin¹⁰¹, A. Quadt⁵³, M. Queitsch-Maitland³⁶, A. Qureshi¹,
 M. Racko^{28a}, F. Ragusa^{69a,69b}, G. Rahal⁹⁸, J.A. Raine⁵⁴, S. Rajagopalan²⁹, A. Ramirez Morales⁹³,
 K. Ran^{15a,15d}, T. Rashid⁶⁵, S. Raspopov⁵, D.M. Rauch⁴⁶, F. Rauscher¹¹⁴, S. Rave¹⁰⁰, B. Ravina¹⁴⁹,
 I. Ravinovitch¹⁸⁰, J.H. Rawling¹⁰¹, M. Raymond³⁶, A.L. Read¹³⁴, N.P. Readioff⁵⁸, M. Reale^{68a,68b},
 D.M. Rebuzzi^{71a,71b}, A. Redelbach¹⁷⁷, G. Redlinger²⁹, K. Reeves⁴³, L. Rehnisch¹⁹, J. Reichert¹³⁷,
 D. Reikher¹⁶¹, A. Reiss¹⁰⁰, A. Rej¹⁵¹, C. Rembser³⁶, M. Renda^{27b}, M. Rescigno^{73a}, S. Resconi^{69a},
 E.D. Resseguie¹³⁷, S. Rettie¹⁷⁵, B. Reynolds¹²⁷, E. Reynolds²¹, O.L. Rezanova^{122b,122a}, P. Reznicek¹⁴³,
 E. Ricci^{76a,76b}, R. Richter¹¹⁵, S. Richter⁴⁶, E. Richter-Was^{84b}, O. Ricken²⁴, M. Ridel¹³⁶, P. Rieck¹¹⁵,
 O. Rifki⁴⁶, M. Rijssenbeek¹⁵⁵, A. Rimoldi^{71a,71b}, M. Rimoldi⁴⁶, L. Rinaldi^{23b}, G. Ripellino¹⁵⁴, I. Riu¹⁴,
 J.C. Rivera Vergara¹⁷⁶, F. Rizatdinova¹³⁰, E. Rizvi⁹³, C. Rizzi³⁶, R.T. Roberts¹⁰¹, S.H. Robertson^{104,ae},
 M. Robin⁴⁶, D. Robinson³², J.E.M. Robinson⁴⁶, C.M. Robles Gajardo^{147c}, A. Robson⁵⁷, A. Rocchi^{74a,74b},
 E. Rocco¹⁰⁰, C. Roda^{72a,72b}, S. Rodriguez Bosca¹⁷⁴, A. Rodriguez Perez¹⁴, D. Rodriguez Rodriguez¹⁷⁴,
 A.M. Rodríguez Vera^{168b}, S. Roe³⁶, O. Røhne¹³⁴, R. Röhrig¹¹⁵, R.A. Rojas^{147c}, C.P.A. Roland⁶⁶,
 J. Roloff²⁹, A. Romaniouk¹¹², M. Romano^{23b,23a}, N. Rompotis⁹¹, M. Ronzani¹²⁵, L. Roos¹³⁶, S. Rosati^{73a},
 G. Rosin¹⁰³, B.J. Rosser¹³⁷, E. Rossi⁴⁶, E. Rossi^{75a,75b}, E. Rossi^{70a,70b}, L.P. Rossi^{55b}, L. Rossini^{69a,69b},
 R. Rosten¹⁴, M. Rotaru^{27b}, J. Rothberg¹⁴⁸, D. Rousseau⁶⁵, G. Rovelli^{71a,71b}, A. Roy¹¹, D. Roy^{33d},
 A. Rozanov¹⁰², Y. Rozen¹⁶⁰, X. Ruan^{33d}, F. Rühr⁵², A. Ruiz-Martinez¹⁷⁴, A. Rummler³⁶, Z. Rurikova⁵²,
 N.A. Rusakovich⁸⁰, H.L. Russell¹⁰⁴, L. Rustige^{38,47}, J.P. Rutherford⁷, E.M. Rüttinger¹⁴⁹, M. Rybar³⁹,
 G. Rybkin⁶⁵, E.B. Rye¹³⁴, A. Ryzhov¹²³, J.A. Sabater Iglesias⁴⁶, P. Sabatini⁵³, G. Sabato¹²⁰, S. Sacerdoti⁶⁵,
 H.F.W. Sadrozinski¹⁴⁶, R. Sadykov⁸⁰, F. Safai Tehrani^{73a}, B. Safarzadeh Samani¹⁵⁶, P. Saha¹²¹, S. Saha¹⁰⁴,
 M. Sahinsoy^{61a}, A. Sahu¹⁸², M. Saimpert⁴⁶, M. Saito¹⁶³, T. Saito¹⁶³, H. Sakamoto¹⁶³, A. Sakharov^{125,ak},
 D. Salamani⁵⁴, G. Salamanna^{75a,75b}, J.E. Salazar Loyola^{147c}, A. Salnikov¹⁵³, J. Salt¹⁷⁴, D. Salvatore^{41b,41a},
 F. Salvatore¹⁵⁶, A. Salvucci^{63a,63b,63c}, A. Salzburger³⁶, J. Samarati³⁶, D. Sammel⁵², D. Sampsonidis¹⁶²,
 D. Sampsonidou¹⁶², J. Sánchez¹⁷⁴, A. Sanchez Pineda^{67a,36,67c}, H. Sandaker¹³⁴, C.O. Sander⁴⁶,
 I.G. Sanderswood⁹⁰, M. Sandhoff¹⁸², C. Sandoval²², D.P.C. Sankey¹⁴⁴, M. Sannino^{55b,55a}, Y. Sano¹¹⁷,
 A. Sansoni⁵¹, C. Santoni³⁸, H. Santos^{140a,140b}, S.N. Santpur¹⁸, A. Santra¹⁷⁴, A. Saprnov⁸⁰,
 J.G. Saraiva^{140a,140d}, O. Sasaki⁸², K. Sato¹⁶⁹, F. Sauerburger⁵², E. Sauvan⁵, P. Savard^{167,at}, N. Savic¹¹⁵,
 R. Sawada¹⁶³, C. Sawyer¹⁴⁴, L. Sawyer^{96,ai}, C. Sbarra^{23b}, A. Sbrizzi^{23a}, T. Scanlon⁹⁵, J. Schaarschmidt¹⁴⁸,
 P. Schacht¹¹⁵, B.M. Schachtner¹¹⁴, D. Schaefer³⁷, L. Schaefer¹³⁷, J. Schaeffer¹⁰⁰, S. Schaepe³⁶,
 U. Schäfer¹⁰⁰, A.C. Schaffer⁶⁵, D. Schaile¹¹⁴, R.D. Schamberger¹⁵⁵, N. Scharmberg¹⁰¹,
 V.A. Schegelsky¹³⁸, D. Scheirich¹⁴³, F. Schenck¹⁹, M. Schernau¹⁷¹, C. Schiavi^{55b,55a}, S. Schier¹⁴⁶,
 L.K. Schildgen²⁴, Z.M. Schillaci²⁶, E.J. Schioppa³⁶, M. Schioppa^{41b,41a}, K.E. Schleicher⁵², S. Schlenker³⁶,
 K.R. Schmidt-Sommerfeld¹¹⁵, K. Schmieden³⁶, C. Schmitt¹⁰⁰, S. Schmitt⁴⁶, S. Schmitz¹⁰⁰,
 J.C. Schmoedel⁴⁶, U. Schnoor⁵², L. Schoeffel¹⁴⁵, A. Schoening^{61b}, P.G. Scholer⁵², E. Schopf¹³⁵,
 M. Schott¹⁰⁰, J.F.P. Schouwenberg¹¹⁹, J. Schovancova³⁶, S. Schramm⁵⁴, F. Schroeder¹⁸², A. Schulte¹⁰⁰,
 H-C. Schultz-Coulon^{61a}, M. Schumacher⁵², B.A. Schumm¹⁴⁶, Ph. Schune¹⁴⁵, A. Schwartzman¹⁵³,
 T.A. Schwarz¹⁰⁶, Ph. Schwemling¹⁴⁵, R. Schwienhorst¹⁰⁷, A. Sciandra¹⁴⁶, G. Sciolla²⁶, M. Scodreggio⁴⁶,
 M. Scornajenghi^{41b,41a}, F. Scuri^{72a}, F. Scutti¹⁰⁵, L.M. Scyboz¹¹⁵, C.D. Sebastiani^{73a,73b}, P. Seema¹⁹,
 S.C. Seidel¹¹⁸, A. Seiden¹⁴⁶, B.D. Seidlitz²⁹, T. Seiss³⁷, J.M. Seixas^{81b}, G. Sekhniaidze^{70a}, K. Sekhon¹⁰⁶,
 S.J. Sekula⁴², N. Semprini-Cesari^{23b,23a}, S. Sen⁴⁹, C. Serfon⁷⁷, L. Serin⁶⁵, L. Serkin^{67a,67b}, M. Sessa^{60a},

H. Severini¹²⁹, T. Šfiligoj⁹², F. Sforza^{55b,55a}, A. Sfyrla⁵⁴, E. Shabalina⁵³, J.D. Shahinian¹⁴⁶, N.W. Shaikh^{45a,45b}, D. Shaked Renous¹⁸⁰, L.Y. Shan^{15a}, J.T. Shank²⁵, M. Shapiro¹⁸, A. Sharma¹³⁵, A.S. Sharma¹, P.B. Shatalov¹²⁴, K. Shaw¹⁵⁶, S.M. Shaw¹⁰¹, M. Shehade¹⁸⁰, Y. Shen¹²⁹, A.D. Sherman²⁵, P. Sherwood⁹⁵, L. Shi^{158,aq}, S. Shimizu⁸², C.O. Shimmin¹⁸³, Y. Shimogama¹⁷⁹, M. Shimojima¹¹⁶, I.P.J. Shipsey¹³⁵, S. Shirabe¹⁶⁵, M. Shiyakova^{80,ac}, J. Shlomi¹⁸⁰, A. Shmeleva¹¹¹, M.J. Shochet³⁷, J. Shojaii¹⁰⁵, D.R. Shope¹²⁹, S. Shrestha¹²⁷, E.M. Shrif^{33d}, E. Shulga¹⁸⁰, P. Sicho¹⁴¹, A.M. Sickles¹⁷³, P.E. Sidebo¹⁵⁴, E. Sideras Haddad^{33d}, O. Sidiropoulou³⁶, A. Sidoti^{23b,23a}, F. Siegert⁴⁸, Dj. Sijacki¹⁶, M.Jr. Silva¹⁸¹, M.V. Silva Oliveira^{81a}, S.B. Silverstein^{45a}, S. Simion⁶⁵, R. Simoniello¹⁰⁰, S. Simsek^{12b}, P. Sinervo¹⁶⁷, V. Sinetckii¹¹³, N.B. Sinev¹³², S. Singh¹⁵², M. Sioli^{23b,23a}, I. Siral¹³², S.Yu. Sivoklokov¹¹³, J. Sjölin^{45a,45b}, E. Skorda⁹⁷, P. Skubic¹²⁹, M. Slawinska⁸⁵, K. Sliwa¹⁷⁰, R. Slovak¹⁴³, V. Smakhtin¹⁸⁰, B.H. Smart¹⁴⁴, J. Smiesko^{28a}, N. Smirnov¹¹², S.Yu. Smirnov¹¹², Y. Smirnov¹¹², L.N. Smirnova^{113,u}, O. Smirnova⁹⁷, J.W. Smith⁵³, M. Smizanska⁹⁰, K. Smolek¹⁴², A. Smykiewicz⁸⁵, A.A. Snesev¹¹¹, H.L. Snoek¹²⁰, I.M. Snyder¹³², S. Snyder²⁹, R. Sobie^{176,ae}, A. Soffer¹⁶¹, A. Sogaard⁵⁰, F. Sohns⁵³, C.A. Solans Sanchez³⁶, E.Yu. Soldatov¹¹², U. Soldevila¹⁷⁴, A.A. Solodkov¹²³, A. Soloshenko⁸⁰, O.V. Solovyanov¹²³, V. Solovyev¹³⁸, P. Sommer¹⁴⁹, H. Son¹⁷⁰, W. Song¹⁴⁴, W.Y. Song^{168b}, A. Sopczak¹⁴², A.L. Sopio⁹⁵, F. Sopkova^{28b}, C.L. Sotiropoulou^{72a,72b}, S. Sottocornola^{71a,71b}, R. Soualah^{67a,67c,f}, A.M. Soukharev^{122b,122a}, D. South⁴⁶, S. Spagnolo^{68a,68b}, M. Spalla¹¹⁵, M. Spangenberg¹⁷⁸, F. Spanò⁹⁴, D. Sperlich⁵², T.M. Spieker^{61a}, R. Spighi^{23b}, G. Spigo³⁶, M. Spina¹⁵⁶, D.P. Spiteri⁵⁷, M. Spousta¹⁴³, A. Stabile^{69a,69b}, B.L. Stamas¹²¹, R. Stamen^{61a}, M. Stamenkovic¹²⁰, E. Stanecka⁸⁵, B. Stanislaus¹³⁵, M.M. Stanitzki⁴⁶, M. Stankaityte¹³⁵, B. Stapf¹²⁰, E.A. Starchenko¹²³, G.H. Stark¹⁴⁶, J. Stark⁵⁸, S.H. Stark⁴⁰, P. Staroba¹⁴¹, P. Starovoitov^{61a}, S. Stärz¹⁰⁴, R. Staszewski⁸⁵, G. Stavropoulos⁴⁴, M. Stegler⁴⁶, P. Steinberg²⁹, A.L. Steinhebel¹³², B. Stelzer¹⁵², H.J. Stelzer¹³⁹, O. Stelzer-Chilton^{168a}, H. Stenzel⁵⁶, T.J. Stevenson¹⁵⁶, G.A. Stewart³⁶, M.C. Stockton³⁶, G. Stoicea^{27b}, M. Stolarski^{140a}, S. Stonjek¹¹⁵, A. Straessner⁴⁸, J. Strandberg¹⁵⁴, S. Strandberg^{45a,45b}, M. Strauss¹²⁹, P. Strizenec^{28b}, R. Ströhmer¹⁷⁷, D.M. Strom¹³², R. Stroynowski⁴², A. Strubig⁵⁰, S.A. Stucci²⁹, B. Stugu¹⁷, J. Stupak¹²⁹, N.A. Styles⁴⁶, D. Su¹⁵³, S. Suchek^{61a}, V.V. Sulin¹¹¹, M.J. Sullivan⁹¹, D.M.S. Sultan⁵⁴, S. Sultansoy^{4c}, T. Sumida⁸⁶, S. Sun¹⁰⁶, X. Sun³, K. Suruliz¹⁵⁶, C.J.E. Suster¹⁵⁷, M.R. Sutton¹⁵⁶, S. Suzuki⁸², M. Svatos¹⁴¹, M. Swiatlowski³⁷, S.P. Swift², T. Swirski¹⁷⁷, A. Sydorenko¹⁰⁰, I. Sykora^{28a}, M. Sykora¹⁴³, T. Sykora¹⁴³, D. Ta¹⁰⁰, K. Tackmann^{46,aa}, J. Taenzer¹⁶¹, A. Taffard¹⁷¹, R. Tafirout^{168a}, H. Takai²⁹, R. Takashima⁸⁷, K. Takeda⁸³, T. Takeshita¹⁵⁰, E.P. Takeva⁵⁰, Y. Takubo⁸², M. Talby¹⁰², A.A. Talyshev^{122b,122a}, N.M. Tamir¹⁶¹, J. Tanaka¹⁶³, M. Tanaka¹⁶⁵, R. Tanaka⁶⁵, S. Tapia Araya¹⁷³, S. Tapprogge¹⁰⁰, A. Tarek Abouelfadl Mohamed¹³⁶, S. Tarem¹⁶⁰, K. Tariq^{60b}, G. Tarna^{27b,c}, G.F. Tartarelli^{69a}, P. Tas¹⁴³, M. Tasevsky¹⁴¹, T. Tashiro⁸⁶, E. Tassi^{41b,41a}, A. Tavares Delgado^{140a}, Y. Tayalati^{35e}, A.J. Taylor⁵⁰, G.N. Taylor¹⁰⁵, W. Taylor^{168b}, A.S. Tee⁹⁰, R. Teixeira De Lima¹⁵³, P. Teixeira-Dias⁹⁴, H. Ten Kate³⁶, J.J. Teoh¹²⁰, S. Terada⁸², K. Terashi¹⁶³, J. Terron⁹⁹, S. Terzo¹⁴, M. Testa⁵¹, R.J. Teuscher^{167,ae}, S.J. Thais¹⁸³, T. Thevenaux-Pelzer⁴⁶, F. Thiele⁴⁰, D.W. Thomas⁹⁴, J.O. Thomas⁴², J.P. Thomas²¹, A.S. Thompson⁵⁷, P.D. Thompson²¹, L.A. Thomsen¹⁸³, E. Thomson¹³⁷, E.J. Thorpe⁹³, R.E. Tisce Torres⁵³, V.O. Tikhomirov^{111,am}, Yu.A. Tikhonov^{122b,122a}, S. Timoshenko¹¹², P. Tipton¹⁸³, S. Tisserant¹⁰², K. Todome^{23b,23a}, S. Todorova-Nova⁵, S. Todt⁴⁸, J. Tojo⁸⁸, S. Tokár^{28a}, K. Tokushuku⁸², E. Tolley¹²⁷, K.G. Tomiwa^{33d}, M. Tomoto¹¹⁷, L. Tompkins^{153,p}, B. Tong⁵⁹, P. Tornambe¹⁰³, E. Torrence¹³², H. Torres⁴⁸, E. Torrò Pastor¹⁴⁸, C. Toscirì¹³⁵, J. Toth^{102,ad}, D.R. Tovey¹⁴⁹, A. Traet¹⁷, C.J. Treado¹²⁵, T. Trefzger¹⁷⁷, F. Tresoldi¹⁵⁶, A. Tricoli²⁹, I.M. Trigger^{168a}, S. Trincaz-Duvoid¹³⁶, D.T. Trischuk¹⁷⁵, W. Trischuk¹⁶⁷, B. Trocme⁵⁸, A. Trofymov¹⁴⁵, C. Troncon^{69a}, M. Trovatelli¹⁷⁶, F. Trovato¹⁵⁶, L. Truong^{33b}, M. Trzebinski⁸⁵, A. Trzupek⁸⁵, F. Tsai⁴⁶, J.C.-L. Tseng¹³⁵, P.V. Tsiarehka^{108,ah}, A. Tsirigotis^{162,x}, V. Tsiskaridze¹⁵⁵, E.G. Tskhadadze^{159a}, M. Tsopoulou¹⁶², I.I. Tsukerman¹²⁴, V. Tsulaia¹⁸, S. Tsuno⁸², D. Tsybychev¹⁵⁵, Y. Tu^{63b}, A. Tudorache^{27b}, V. Tudorache^{27b}, T.T. Tulbure^{27a}, A.N. Tuna⁵⁹, S. Turchikhin⁸⁰, D. Turgeman¹⁸⁰, I. Turk Cakir^{4b,v}, R.J. Turner²¹, R.T. Turra^{69a}, P.M. Tuts³⁹,

S. Tzamarias¹⁶², E. Tzovara¹⁰⁰, G. Uccielli⁴⁷, K. Uchida¹⁶³, I. Ueda⁸², F. Ukegawa¹⁶⁹, G. Unal³⁶,
 A. Undrus²⁹, G. Unei¹⁷¹, F.C. Ungaro¹⁰⁵, Y. Unno⁸², K. Uno¹⁶³, J. Urban^{28b}, P. Urquijo¹⁰⁵, G. Usai⁸,
 Z. Uysal^{12d}, V. Vacek¹⁴², B. Vachon¹⁰⁴, K.O.H. Vadla¹³⁴, A. Vaidya⁹⁵, C. Valderanis¹¹⁴,
 E. Valdes Santurio^{45a,45b}, M. Valente⁵⁴, S. Valentineti^{23b,23a}, A. Valero¹⁷⁴, L. Valéry⁴⁶, R.A. Vallance²¹,
 A. Vallier³⁶, J.A. Valls Ferrer¹⁷⁴, T.R. Van Daalen¹⁴, P. Van Gemmeren⁶, I. Van Vulpen¹²⁰,
 M. Vanadia^{74a,74b}, W. Vandelli³⁶, M. Vandenbroucke¹⁴⁵, E.R. Vandewall¹³⁰, A. Vaniachine¹⁶⁶,
 D. Vannicola^{73a,73b}, R. Vari^{73a}, E.W. Varnes⁷, C. Varni^{55b,55a}, T. Varol¹⁵⁸, D. Varouchas⁶⁵, K.E. Varvell¹⁵⁷,
 M.E. Vasile^{27b}, G.A. Vasquez¹⁷⁶, F. Vazeille³⁸, D. Vazquez Furelos¹⁴, T. Vazquez Schroeder³⁶, J. Veatch⁵³,
 V. Vecchio^{75a,75b}, M.J. Veen¹²⁰, L.M. Veloce¹⁶⁷, F. Veloso^{140a,140c}, S. Veneziano^{73a}, A. Ventura^{68a,68b},
 N. Venturi³⁶, A. Verbytskyi¹¹⁵, V. Vercesi^{71a}, M. Verducci^{72a,72b}, C.M. Vergel Infante⁷⁹, C. Vergis²⁴,
 W. Verkerke¹²⁰, A.T. Vermeulen¹²⁰, J.C. Vermeulen¹²⁰, M.C. Vetterli^{152,at}, N. Viaux Maira^{147c},
 M. Vicente Barreto Pinto⁵⁴, T. Vickey¹⁴⁹, O.E. Vickey Boeriu¹⁴⁹, G.H.A. Viehhauser¹³⁵, L. Vigani^{61b},
 M. Villa^{23b,23a}, M. Villaplana Perez^{69a,69b}, E. Vilucchi⁵¹, M.G. Vinciter³⁴, G.S. Virdee²¹,
 A. Vishwakarma⁴⁶, C. Vittori^{23b,23a}, I. Vivarelli¹⁵⁶, M. Vogel¹⁸², P. Vokac¹⁴², S.E. von Buddenbrock^{33d},
 E. Von Toerne²⁴, V. Vorobel¹⁴³, K. Vorobev¹¹², M. Vos¹⁷⁴, J.H. Vosseveld⁹¹, M. Vozak¹⁰¹, N. Vranjes¹⁶,
 M. Vranjes Milosavljevic¹⁶, V. Vrba¹⁴², M. Vreeswijk¹²⁰, R. Vuillermet³⁶, I. Vukotic³⁷, P. Wagner²⁴,
 W. Wagner¹⁸², J. Wagner-Kuhr¹¹⁴, S. Wahdan¹⁸², H. Wahlberg⁸⁹, V.M. Walbrecht¹¹⁵, J. Walder⁹⁰,
 R. Walker¹¹⁴, S.D. Walker⁹⁴, W. Walkowiak¹⁵¹, V. Wallangen^{45a,45b}, A.M. Wang⁵⁹, C. Wang^{60c},
 C. Wang^{60b}, F. Wang¹⁸¹, H. Wang¹⁸, H. Wang³, J. Wang^{63a}, J. Wang¹⁵⁷, J. Wang^{61b}, P. Wang⁴²,
 Q. Wang¹²⁹, R.-J. Wang¹⁰⁰, R. Wang^{60a}, R. Wang⁶, S.M. Wang¹⁵⁸, W.T. Wang^{60a}, W. Wang^{15c},
 W.X. Wang^{60a}, Y. Wang^{60a,aj}, Z. Wang^{60c}, C. Wanotayaroj⁴⁶, A. Warburton¹⁰⁴, C.P. Ward³²,
 D.R. Wardrope⁹⁵, N. Warrack⁵⁷, A. Washbrook⁵⁰, A.T. Watson²¹, M.F. Watson²¹, G. Watts¹⁴⁸,
 B.M. Waugh⁹⁵, A.F. Webb¹¹, S. Webb¹⁰⁰, C. Weber¹⁸³, M.S. Weber²⁰, S.A. Weber³⁴, S.M. Weber^{61a},
 A.R. Weidberg¹³⁵, J. Weingarten⁴⁷, M. Weirich¹⁰⁰, C. Weiser⁵², P.S. Wells³⁶, T. Wenaus²⁹, T. Wengler³⁶,
 S. Wenig³⁶, N. Wermes²⁴, M.D. Werner⁷⁹, M. Wessels^{61a}, T.D. Weston²⁰, K. Whalen¹³², N.L. Whallon¹⁴⁸,
 A.M. Wharton⁹⁰, A.S. White¹⁰⁶, A. White⁸, M.J. White¹, D. Whiteson¹⁷¹, B.W. Whitmore⁹⁰,
 W. Wiedenmann¹⁸¹, M. Wielers¹⁴⁴, N. Wieseotte¹⁰⁰, C. Wiglesworth⁴⁰, L.A.M. Wiik-Fuchs⁵², F. Wilk¹⁰¹,
 H.G. Wilkens³⁶, L.J. Wilkins⁹⁴, H.H. Williams¹³⁷, S. Williams³², C. Willis¹⁰⁷, S. Willocq¹⁰³,
 J.A. Wilson²¹, I. Wingerter-Seez⁵, E. Winkels¹⁵⁶, F. Winklmeier¹³², O.J. Winston¹⁵⁶, B.T. Winter⁵²,
 M. Wittgen¹⁵³, M. Wobisch⁹⁶, A. Wolf¹⁰⁰, T.M.H. Wolf¹²⁰, R. Wolff¹⁰², R.W. Wölker¹³⁵, J. Wollrath⁵²,
 M.W. Wolter⁸⁵, H. Wolters^{140a,140c}, V.W.S. Wong¹⁷⁵, N.L. Woods¹⁴⁶, S.D. Worm²¹, B.K. Wosiek⁸⁵,
 K.W. Woźniak⁸⁵, K. Wraight⁵⁷, S.L. Wu¹⁸¹, X. Wu⁵⁴, Y. Wu^{60a}, T.R. Wyatt¹⁰¹, B.M. Wynne⁵⁰, S. Xella⁴⁰,
 Z. Xi¹⁰⁶, L. Xia¹⁷⁸, X. Xiao¹⁰⁶, I. Xiotidis¹⁵⁶, D. Xu^{15a}, H. Xu^{60a,c}, L. Xu²⁹, T. Xu¹⁴⁵, W. Xu¹⁰⁶, Z. Xu^{60b},
 Z. Xu¹⁵³, B. Yabsley¹⁵⁷, S. Yacoob^{33a}, K. Yajima¹³³, D.P. Yallup⁹⁵, Y. Yamaguchi¹⁶⁵, A. Yamamoto⁸²,
 M. Yamatani¹⁶³, T. Yamazaki¹⁶³, Y. Yamazaki⁸³, Z. Yan²⁵, H.J. Yang^{60c,60d}, H.T. Yang¹⁸, S. Yang⁷⁸,
 X. Yang^{60b,58}, Y. Yang¹⁶³, W.-M. Yao¹⁸, Y.C. Yap⁴⁶, Y. Yasu⁸², E. Yatsenko^{60c,60d}, J. Ye⁴², S. Ye²⁹,
 I. Yeletsikh⁸⁰, M.R. Yexley⁹⁰, E. Yigitbasi²⁵, K. Yorita¹⁷⁹, K. Yoshihara¹³⁷, C.J.S. Young³⁶, C. Young¹⁵³,
 J. Yu⁷⁹, R. Yuan^{60b,h}, X. Yue^{61a}, S.P.Y. Yuen²⁴, M. Zaazoua^{35e}, B. Zabinski⁸⁵, G. Zacharis¹⁰,
 E. Zaffaroni⁵⁴, J. Zahreddine¹³⁶, A.M. Zaitsev^{123,al}, T. Zakareishvili^{159b}, N. Zakharchuk³⁴, S. Zambito⁵⁹,
 D. Zanzi³⁶, D.R. Zaripovas⁵⁷, S.V. Zeiβner⁴⁷, C. Zeitnitz¹⁸², G. Zemaityte¹³⁵, J.C. Zeng¹⁷³, O. Zenin¹²³,
 T. Ženiš^{28a}, D. Zerwas⁶⁵, M. Zgubič¹³⁵, B. Zhang^{15c}, D.F. Zhang^{15b}, G. Zhang^{15b}, H. Zhang^{15c}, J. Zhang⁶,
 L. Zhang^{15c}, L. Zhang^{60a}, M. Zhang¹⁷³, R. Zhang¹⁸¹, S. Zhang¹⁰⁶, X. Zhang^{60b}, Y. Zhang^{15a,15d},
 Z. Zhang^{63a}, Z. Zhang⁶⁵, P. Zhao⁴⁹, Y. Zhao^{60b}, Z. Zhao^{60a}, A. Zhemchugov⁸⁰, Z. Zheng¹⁰⁶, D. Zhong¹⁷³,
 B. Zhou¹⁰⁶, C. Zhou¹⁸¹, M.S. Zhou^{15a,15d}, M. Zhou¹⁵⁵, N. Zhou^{60c}, Y. Zhou⁷, C.G. Zhu^{60b}, C. Zhu^{15a,15d},
 H.L. Zhu^{60a}, H. Zhu^{15a}, J. Zhu¹⁰⁶, Y. Zhu^{60a}, X. Zhuang^{15a}, K. Zhukov¹¹¹, V. Zhulanov^{122b,122a},
 D. Ziemska⁶⁶, N.I. Zimine⁸⁰, S. Zimmermann⁵², Z. Zinonos¹¹⁵, M. Ziolkowski¹⁵¹, L. Živković¹⁶,
 G. Zobernig¹⁸¹, A. Zoccoli^{23b,23a}, K. Zoch⁵³, T.G. Zorbas¹⁴⁹, R. Zou³⁷, L. Zwalinski³⁶.

- ¹Department of Physics, University of Adelaide, Adelaide; Australia.
- ²Physics Department, SUNY Albany, Albany NY; United States of America.
- ³Department of Physics, University of Alberta, Edmonton AB; Canada.
- ^{4(a)}Department of Physics, Ankara University, Ankara;^(b)Istanbul Aydin University, Istanbul;^(c)Division of Physics, TOBB University of Economics and Technology, Ankara; Turkey.
- ⁵LAPP, Université Grenoble Alpes, Université Savoie Mont Blanc, CNRS/IN2P3, Annecy; France.
- ⁶High Energy Physics Division, Argonne National Laboratory, Argonne IL; United States of America.
- ⁷Department of Physics, University of Arizona, Tucson AZ; United States of America.
- ⁸Department of Physics, University of Texas at Arlington, Arlington TX; United States of America.
- ⁹Physics Department, National and Kapodistrian University of Athens, Athens; Greece.
- ¹⁰Physics Department, National Technical University of Athens, Zografou; Greece.
- ¹¹Department of Physics, University of Texas at Austin, Austin TX; United States of America.
- ^{12(a)}Bahcesehir University, Faculty of Engineering and Natural Sciences, Istanbul;^(b)Istanbul Bilgi University, Faculty of Engineering and Natural Sciences, Istanbul;^(c)Department of Physics, Bogazici University, Istanbul;^(d)Department of Physics Engineering, Gaziantep University, Gaziantep; Turkey.
- ¹³Institute of Physics, Azerbaijan Academy of Sciences, Baku; Azerbaijan.
- ¹⁴Institut de Física d'Altes Energies (IFAE), Barcelona Institute of Science and Technology, Barcelona; Spain.
- ^{15(a)}Institute of High Energy Physics, Chinese Academy of Sciences, Beijing;^(b)Physics Department, Tsinghua University, Beijing;^(c)Department of Physics, Nanjing University, Nanjing;^(d)University of Chinese Academy of Science (UCAS), Beijing; China.
- ¹⁶Institute of Physics, University of Belgrade, Belgrade; Serbia.
- ¹⁷Department for Physics and Technology, University of Bergen, Bergen; Norway.
- ¹⁸Physics Division, Lawrence Berkeley National Laboratory and University of California, Berkeley CA; United States of America.
- ¹⁹Institut für Physik, Humboldt Universität zu Berlin, Berlin; Germany.
- ²⁰Albert Einstein Center for Fundamental Physics and Laboratory for High Energy Physics, University of Bern, Bern; Switzerland.
- ²¹School of Physics and Astronomy, University of Birmingham, Birmingham; United Kingdom.
- ²²Facultad de Ciencias y Centro de Investigaciones, Universidad Antonio Nariño, Bogota; Colombia.
- ^{23(a)}INFN Bologna and Università di Bologna, Dipartimento di Fisica;^(b)INFN Sezione di Bologna; Italy.
- ²⁴Physikalisches Institut, Universität Bonn, Bonn; Germany.
- ²⁵Department of Physics, Boston University, Boston MA; United States of America.
- ²⁶Department of Physics, Brandeis University, Waltham MA; United States of America.
- ^{27(a)}Transilvania University of Brasov, Brasov;^(b)Horia Hulubei National Institute of Physics and Nuclear Engineering, Bucharest;^(c)Department of Physics, Alexandru Ioan Cuza University of Iasi, Iasi;^(d)National Institute for Research and Development of Isotopic and Molecular Technologies, Physics Department, Cluj-Napoca;^(e)University Politehnica Bucharest, Bucharest;^(f)West University in Timisoara, Timisoara; Romania.
- ^{28(a)}Faculty of Mathematics, Physics and Informatics, Comenius University, Bratislava;^(b)Department of Subnuclear Physics, Institute of Experimental Physics of the Slovak Academy of Sciences, Kosice; Slovak Republic.
- ²⁹Physics Department, Brookhaven National Laboratory, Upton NY; United States of America.
- ³⁰Departamento de Física, Universidad de Buenos Aires, Buenos Aires; Argentina.
- ³¹California State University, CA; United States of America.
- ³²Cavendish Laboratory, University of Cambridge, Cambridge; United Kingdom.
- ^{33(a)}Department of Physics, University of Cape Town, Cape Town;^(b)Department of Mechanical

- Engineering Science, University of Johannesburg, Johannesburg;^(c)University of South Africa, Department of Physics, Pretoria;^(d)School of Physics, University of the Witwatersrand, Johannesburg; South Africa.
- ³⁴Department of Physics, Carleton University, Ottawa ON; Canada.
- ³⁵^(a)Faculté des Sciences Ain Chock, Réseau Universitaire de Physique des Hautes Energies - Université Hassan II, Casablanca;^(b)Faculté des Sciences, Université Ibn-Tofail, Kénitra;^(c)Faculté des Sciences Semlalia, Université Cadi Ayyad, LPHEA-Marrakech;^(d)Faculté des Sciences, Université Mohamed Premier and LPTPM, Oujda;^(e)Faculté des sciences, Université Mohammed V, Rabat; Morocco.
- ³⁶CERN, Geneva; Switzerland.
- ³⁷Enrico Fermi Institute, University of Chicago, Chicago IL; United States of America.
- ³⁸LPC, Université Clermont Auvergne, CNRS/IN2P3, Clermont-Ferrand; France.
- ³⁹Nevis Laboratory, Columbia University, Irvington NY; United States of America.
- ⁴⁰Niels Bohr Institute, University of Copenhagen, Copenhagen; Denmark.
- ⁴¹^(a)Dipartimento di Fisica, Università della Calabria, Rende;^(b)INFN Gruppo Collegato di Cosenza, Laboratori Nazionali di Frascati; Italy.
- ⁴²Physics Department, Southern Methodist University, Dallas TX; United States of America.
- ⁴³Physics Department, University of Texas at Dallas, Richardson TX; United States of America.
- ⁴⁴National Centre for Scientific Research "Demokritos", Agia Paraskevi; Greece.
- ⁴⁵^(a)Department of Physics, Stockholm University;^(b)Oskar Klein Centre, Stockholm; Sweden.
- ⁴⁶Deutsches Elektronen-Synchrotron DESY, Hamburg and Zeuthen; Germany.
- ⁴⁷Lehrstuhl für Experimentelle Physik IV, Technische Universität Dortmund, Dortmund; Germany.
- ⁴⁸Institut für Kern- und Teilchenphysik, Technische Universität Dresden, Dresden; Germany.
- ⁴⁹Department of Physics, Duke University, Durham NC; United States of America.
- ⁵⁰SUPA - School of Physics and Astronomy, University of Edinburgh, Edinburgh; United Kingdom.
- ⁵¹INFN e Laboratori Nazionali di Frascati, Frascati; Italy.
- ⁵²Physikalisches Institut, Albert-Ludwigs-Universität Freiburg, Freiburg; Germany.
- ⁵³II. Physikalisches Institut, Georg-August-Universität Göttingen, Göttingen; Germany.
- ⁵⁴Département de Physique Nucléaire et Corpusculaire, Université de Genève, Genève; Switzerland.
- ⁵⁵^(a)Dipartimento di Fisica, Università di Genova, Genova;^(b)INFN Sezione di Genova; Italy.
- ⁵⁶II. Physikalisches Institut, Justus-Liebig-Universität Giessen, Giessen; Germany.
- ⁵⁷SUPA - School of Physics and Astronomy, University of Glasgow, Glasgow; United Kingdom.
- ⁵⁸LPSC, Université Grenoble Alpes, CNRS/IN2P3, Grenoble INP, Grenoble; France.
- ⁵⁹Laboratory for Particle Physics and Cosmology, Harvard University, Cambridge MA; United States of America.
- ⁶⁰^(a)Department of Modern Physics and State Key Laboratory of Particle Detection and Electronics, University of Science and Technology of China, Hefei;^(b)Institute of Frontier and Interdisciplinary Science and Key Laboratory of Particle Physics and Particle Irradiation (MOE), Shandong University, Qingdao;^(c)School of Physics and Astronomy, Shanghai Jiao Tong University, KLPPAC-MoE, SKLPPC, Shanghai;^(d)Tsung-Dao Lee Institute, Shanghai; China.
- ⁶¹^(a)Kirchhoff-Institut für Physik, Ruprecht-Karls-Universität Heidelberg, Heidelberg;^(b)Physikalisches Institut, Ruprecht-Karls-Universität Heidelberg, Heidelberg; Germany.
- ⁶²Faculty of Applied Information Science, Hiroshima Institute of Technology, Hiroshima; Japan.
- ⁶³^(a)Department of Physics, Chinese University of Hong Kong, Shatin, N.T., Hong Kong;^(b)Department of Physics, University of Hong Kong, Hong Kong;^(c)Department of Physics and Institute for Advanced Study, Hong Kong University of Science and Technology, Clear Water Bay, Kowloon, Hong Kong; China.
- ⁶⁴Department of Physics, National Tsing Hua University, Hsinchu; Taiwan.
- ⁶⁵IJCLab, Université Paris-Saclay, CNRS/IN2P3, 91405, Orsay; France.
- ⁶⁶Department of Physics, Indiana University, Bloomington IN; United States of America.

- 67^(a)INFN Gruppo Collegato di Udine, Sezione di Trieste, Udine;^(b)ICTP, Trieste;^(c)Dipartimento Politecnico di Ingegneria e Architettura, Università di Udine, Udine; Italy.
- 68^(a)INFN Sezione di Lecce;^(b)Dipartimento di Matematica e Fisica, Università del Salento, Lecce; Italy.
- 69^(a)INFN Sezione di Milano;^(b)Dipartimento di Fisica, Università di Milano, Milano; Italy.
- 70^(a)INFN Sezione di Napoli;^(b)Dipartimento di Fisica, Università di Napoli, Napoli; Italy.
- 71^(a)INFN Sezione di Pavia;^(b)Dipartimento di Fisica, Università di Pavia, Pavia; Italy.
- 72^(a)INFN Sezione di Pisa;^(b)Dipartimento di Fisica E. Fermi, Università di Pisa, Pisa; Italy.
- 73^(a)INFN Sezione di Roma;^(b)Dipartimento di Fisica, Sapienza Università di Roma, Roma; Italy.
- 74^(a)INFN Sezione di Roma Tor Vergata;^(b)Dipartimento di Fisica, Università di Roma Tor Vergata, Roma; Italy.
- 75^(a)INFN Sezione di Roma Tre;^(b)Dipartimento di Matematica e Fisica, Università Roma Tre, Roma; Italy.
- 76^(a)INFN-TIFPA;^(b)Università degli Studi di Trento, Trento; Italy.
- 77Institut für Astro- und Teilchenphysik, Leopold-Franzens-Universität, Innsbruck; Austria.
- 78University of Iowa, Iowa City IA; United States of America.
- 79Department of Physics and Astronomy, Iowa State University, Ames IA; United States of America.
- 80Joint Institute for Nuclear Research, Dubna; Russia.
- 81^(a)Departamento de Engenharia Elétrica, Universidade Federal de Juiz de Fora (UFJF), Juiz de Fora;^(b)Universidade Federal do Rio De Janeiro COPPE/EE/IF, Rio de Janeiro;^(c)Universidade Federal de São João del Rei (UFSJ), São João del Rei;^(d)Instituto de Física, Universidade de São Paulo, São Paulo; Brazil.
- 82KEK, High Energy Accelerator Research Organization, Tsukuba; Japan.
- 83Graduate School of Science, Kobe University, Kobe; Japan.
- 84^(a)AGH University of Science and Technology, Faculty of Physics and Applied Computer Science, Krakow;^(b)Marian Smoluchowski Institute of Physics, Jagiellonian University, Krakow; Poland.
- 85Institute of Nuclear Physics Polish Academy of Sciences, Krakow; Poland.
- 86Faculty of Science, Kyoto University, Kyoto; Japan.
- 87Kyoto University of Education, Kyoto; Japan.
- 88Research Center for Advanced Particle Physics and Department of Physics, Kyushu University, Fukuoka ; Japan.
- 89Instituto de Física La Plata, Universidad Nacional de La Plata and CONICET, La Plata; Argentina.
- 90Physics Department, Lancaster University, Lancaster; United Kingdom.
- 91Oliver Lodge Laboratory, University of Liverpool, Liverpool; United Kingdom.
- 92Department of Experimental Particle Physics, Jožef Stefan Institute and Department of Physics, University of Ljubljana, Ljubljana; Slovenia.
- 93School of Physics and Astronomy, Queen Mary University of London, London; United Kingdom.
- 94Department of Physics, Royal Holloway University of London, Egham; United Kingdom.
- 95Department of Physics and Astronomy, University College London, London; United Kingdom.
- 96Louisiana Tech University, Ruston LA; United States of America.
- 97Fysiska institutionen, Lunds universitet, Lund; Sweden.
- 98Centre de Calcul de l'Institut National de Physique Nucléaire et de Physique des Particules (IN2P3), Villeurbanne; France.
- 99Departamento de Física Teórica C-15 and CIAFF, Universidad Autónoma de Madrid, Madrid; Spain.
- 100Institut für Physik, Universität Mainz, Mainz; Germany.
- 101School of Physics and Astronomy, University of Manchester, Manchester; United Kingdom.
- 102CPPM, Aix-Marseille Université, CNRS/IN2P3, Marseille; France.
- 103Department of Physics, University of Massachusetts, Amherst MA; United States of America.
- 104Department of Physics, McGill University, Montreal QC; Canada.

- ¹⁰⁵School of Physics, University of Melbourne, Victoria; Australia.
- ¹⁰⁶Department of Physics, University of Michigan, Ann Arbor MI; United States of America.
- ¹⁰⁷Department of Physics and Astronomy, Michigan State University, East Lansing MI; United States of America.
- ¹⁰⁸B.I. Stepanov Institute of Physics, National Academy of Sciences of Belarus, Minsk; Belarus.
- ¹⁰⁹Research Institute for Nuclear Problems of Byelorussian State University, Minsk; Belarus.
- ¹¹⁰Group of Particle Physics, University of Montreal, Montreal QC; Canada.
- ¹¹¹P.N. Lebedev Physical Institute of the Russian Academy of Sciences, Moscow; Russia.
- ¹¹²National Research Nuclear University MEPhI, Moscow; Russia.
- ¹¹³D.V. Skobeltsyn Institute of Nuclear Physics, M.V. Lomonosov Moscow State University, Moscow; Russia.
- ¹¹⁴Fakultät für Physik, Ludwig-Maximilians-Universität München, München; Germany.
- ¹¹⁵Max-Planck-Institut für Physik (Werner-Heisenberg-Institut), München; Germany.
- ¹¹⁶Nagasaki Institute of Applied Science, Nagasaki; Japan.
- ¹¹⁷Graduate School of Science and Kobayashi-Maskawa Institute, Nagoya University, Nagoya; Japan.
- ¹¹⁸Department of Physics and Astronomy, University of New Mexico, Albuquerque NM; United States of America.
- ¹¹⁹Institute for Mathematics, Astrophysics and Particle Physics, Radboud University Nijmegen/Nikhef, Nijmegen; Netherlands.
- ¹²⁰Nikhef National Institute for Subatomic Physics and University of Amsterdam, Amsterdam; Netherlands.
- ¹²¹Department of Physics, Northern Illinois University, DeKalb IL; United States of America.
- ¹²²^(a)Budker Institute of Nuclear Physics and NSU, SB RAS, Novosibirsk;^(b)Novosibirsk State University Novosibirsk; Russia.
- ¹²³Institute for High Energy Physics of the National Research Centre Kurchatov Institute, Protvino; Russia.
- ¹²⁴Institute for Theoretical and Experimental Physics named by A.I. Alikhanov of National Research Centre "Kurchatov Institute", Moscow; Russia.
- ¹²⁵Department of Physics, New York University, New York NY; United States of America.
- ¹²⁶Ochanomizu University, Otsuka, Bunkyo-ku, Tokyo; Japan.
- ¹²⁷Ohio State University, Columbus OH; United States of America.
- ¹²⁸Faculty of Science, Okayama University, Okayama; Japan.
- ¹²⁹Homer L. Dodge Department of Physics and Astronomy, University of Oklahoma, Norman OK; United States of America.
- ¹³⁰Department of Physics, Oklahoma State University, Stillwater OK; United States of America.
- ¹³¹Palacký University, RCPTM, Joint Laboratory of Optics, Olomouc; Czech Republic.
- ¹³²Center for High Energy Physics, University of Oregon, Eugene OR; United States of America.
- ¹³³Graduate School of Science, Osaka University, Osaka; Japan.
- ¹³⁴Department of Physics, University of Oslo, Oslo; Norway.
- ¹³⁵Department of Physics, Oxford University, Oxford; United Kingdom.
- ¹³⁶LPNHE, Sorbonne Université, Université de Paris, CNRS/IN2P3, Paris; France.
- ¹³⁷Department of Physics, University of Pennsylvania, Philadelphia PA; United States of America.
- ¹³⁸Konstantinov Nuclear Physics Institute of National Research Centre "Kurchatov Institute", PNPI, St. Petersburg; Russia.
- ¹³⁹Department of Physics and Astronomy, University of Pittsburgh, Pittsburgh PA; United States of America.
- ¹⁴⁰^(a)Laboratório de Instrumentação e Física Experimental de Partículas - LIP, Lisboa;^(b)Departamento de Física, Faculdade de Ciências, Universidade de Lisboa, Lisboa;^(c)Departamento de Física, Universidade de

Coimbra, Coimbra;^(d)Centro de Física Nuclear da Universidade de Lisboa, Lisboa;^(e)Departamento de Física, Universidade do Minho, Braga;^(f)Departamento de Física Teórica y del Cosmos, Universidad de Granada, Granada (Spain);^(g)Dep Física and CEFITEC of Faculdade de Ciências e Tecnologia, Universidade Nova de Lisboa, Caparica;^(h)Instituto Superior Técnico, Universidade de Lisboa, Lisboa; Portugal.

¹⁴¹Institute of Physics of the Czech Academy of Sciences, Prague; Czech Republic.

¹⁴²Czech Technical University in Prague, Prague; Czech Republic.

¹⁴³Charles University, Faculty of Mathematics and Physics, Prague; Czech Republic.

¹⁴⁴Particle Physics Department, Rutherford Appleton Laboratory, Didcot; United Kingdom.

¹⁴⁵IRFU, CEA, Université Paris-Saclay, Gif-sur-Yvette; France.

¹⁴⁶Santa Cruz Institute for Particle Physics, University of California Santa Cruz, Santa Cruz CA; United States of America.

¹⁴⁷(^a)Departamento de Física, Pontificia Universidad Católica de Chile, Santiago;^(b)Universidad Andres Bello, Department of Physics, Santiago;^(c)Departamento de Física, Universidad Técnica Federico Santa María, Valparaíso; Chile.

¹⁴⁸Department of Physics, University of Washington, Seattle WA; United States of America.

¹⁴⁹Department of Physics and Astronomy, University of Sheffield, Sheffield; United Kingdom.

¹⁵⁰Department of Physics, Shinshu University, Nagano; Japan.

¹⁵¹Department Physik, Universität Siegen, Siegen; Germany.

¹⁵²Department of Physics, Simon Fraser University, Burnaby BC; Canada.

¹⁵³SLAC National Accelerator Laboratory, Stanford CA; United States of America.

¹⁵⁴Physics Department, Royal Institute of Technology, Stockholm; Sweden.

¹⁵⁵Departments of Physics and Astronomy, Stony Brook University, Stony Brook NY; United States of America.

¹⁵⁶Department of Physics and Astronomy, University of Sussex, Brighton; United Kingdom.

¹⁵⁷School of Physics, University of Sydney, Sydney; Australia.

¹⁵⁸Institute of Physics, Academia Sinica, Taipei; Taiwan.

¹⁵⁹(^a)E. Andronikashvili Institute of Physics, Iv. Javakhishvili Tbilisi State University, Tbilisi;^(b)High Energy Physics Institute, Tbilisi State University, Tbilisi; Georgia.

¹⁶⁰Department of Physics, Technion, Israel Institute of Technology, Haifa; Israel.

¹⁶¹Raymond and Beverly Sackler School of Physics and Astronomy, Tel Aviv University, Tel Aviv; Israel.

¹⁶²Department of Physics, Aristotle University of Thessaloniki, Thessaloniki; Greece.

¹⁶³International Center for Elementary Particle Physics and Department of Physics, University of Tokyo, Tokyo; Japan.

¹⁶⁴Graduate School of Science and Technology, Tokyo Metropolitan University, Tokyo; Japan.

¹⁶⁵Department of Physics, Tokyo Institute of Technology, Tokyo; Japan.

¹⁶⁶Tomsk State University, Tomsk; Russia.

¹⁶⁷Department of Physics, University of Toronto, Toronto ON; Canada.

¹⁶⁸(^a)TRIUMF, Vancouver BC;^(b)Department of Physics and Astronomy, York University, Toronto ON; Canada.

¹⁶⁹Division of Physics and Tomonaga Center for the History of the Universe, Faculty of Pure and Applied Sciences, University of Tsukuba, Tsukuba; Japan.

¹⁷⁰Department of Physics and Astronomy, Tufts University, Medford MA; United States of America.

¹⁷¹Department of Physics and Astronomy, University of California Irvine, Irvine CA; United States of America.

¹⁷²Department of Physics and Astronomy, University of Uppsala, Uppsala; Sweden.

¹⁷³Department of Physics, University of Illinois, Urbana IL; United States of America.

- ¹⁷⁴Instituto de Física Corpuscular (IFIC), Centro Mixto Universidad de Valencia - CSIC, Valencia; Spain.
- ¹⁷⁵Department of Physics, University of British Columbia, Vancouver BC; Canada.
- ¹⁷⁶Department of Physics and Astronomy, University of Victoria, Victoria BC; Canada.
- ¹⁷⁷Fakultät für Physik und Astronomie, Julius-Maximilians-Universität Würzburg, Würzburg; Germany.
- ¹⁷⁸Department of Physics, University of Warwick, Coventry; United Kingdom.
- ¹⁷⁹Waseda University, Tokyo; Japan.
- ¹⁸⁰Department of Particle Physics, Weizmann Institute of Science, Rehovot; Israel.
- ¹⁸¹Department of Physics, University of Wisconsin, Madison WI; United States of America.
- ¹⁸²Fakultät für Mathematik und Naturwissenschaften, Fachgruppe Physik, Bergische Universität Wuppertal, Wuppertal; Germany.
- ¹⁸³Department of Physics, Yale University, New Haven CT; United States of America.
- ^a Also at Borough of Manhattan Community College, City University of New York, New York NY; United States of America.
- ^b Also at CERN, Geneva; Switzerland.
- ^c Also at CPPM, Aix-Marseille Université, CNRS/IN2P3, Marseille; France.
- ^d Also at Département de Physique Nucléaire et Corpusculaire, Université de Genève, Genève; Switzerland.
- ^e Also at Departament de Física de la Universitat Autònoma de Barcelona, Barcelona; Spain.
- ^f Also at Department of Applied Physics and Astronomy, University of Sharjah, Sharjah; United Arab Emirates.
- ^g Also at Department of Financial and Management Engineering, University of the Aegean, Chios; Greece.
- ^h Also at Department of Physics and Astronomy, Michigan State University, East Lansing MI; United States of America.
- ⁱ Also at Department of Physics and Astronomy, University of Louisville, Louisville, KY; United States of America.
- ^j Also at Department of Physics, Ben Gurion University of the Negev, Beer Sheva; Israel.
- ^k Also at Department of Physics, California State University, East Bay; United States of America.
- ^l Also at Department of Physics, California State University, Fresno; United States of America.
- ^m Also at Department of Physics, California State University, Sacramento; United States of America.
- ⁿ Also at Department of Physics, King's College London, London; United Kingdom.
- ^o Also at Department of Physics, St. Petersburg State Polytechnical University, St. Petersburg; Russia.
- ^p Also at Department of Physics, Stanford University, Stanford CA; United States of America.
- ^q Also at Department of Physics, University of Adelaide, Adelaide; Australia.
- ^r Also at Department of Physics, University of Fribourg, Fribourg; Switzerland.
- ^s Also at Department of Physics, University of Michigan, Ann Arbor MI; United States of America.
- ^t Also at Dipartimento di Matematica, Informatica e Fisica, Università di Udine, Udine; Italy.
- ^u Also at Faculty of Physics, M.V. Lomonosov Moscow State University, Moscow; Russia.
- ^v Also at Giresun University, Faculty of Engineering, Giresun; Turkey.
- ^w Also at Graduate School of Science, Osaka University, Osaka; Japan.
- ^x Also at Hellenic Open University, Patras; Greece.
- ^y Also at IJCLab, Université Paris-Saclay, CNRS/IN2P3, 91405, Orsay; France.
- ^z Also at Institutio Catalana de Recerca i Estudis Avancats, ICREA, Barcelona; Spain.
- ^{aa} Also at Institut für Experimentalphysik, Universität Hamburg, Hamburg; Germany.
- ^{ab} Also at Institute for Mathematics, Astrophysics and Particle Physics, Radboud University Nijmegen/Nikhef, Nijmegen; Netherlands.
- ^{ac} Also at Institute for Nuclear Research and Nuclear Energy (INRNE) of the Bulgarian Academy of Sciences, Sofia; Bulgaria.

- ad* Also at Institute for Particle and Nuclear Physics, Wigner Research Centre for Physics, Budapest; Hungary.
- ae* Also at Institute of Particle Physics (IPP), Vancouver; Canada.
- af* Also at Institute of Physics, Azerbaijan Academy of Sciences, Baku; Azerbaijan.
- ag* Also at Instituto de Fisica Teorica, IFT-UAM/CSIC, Madrid; Spain.
- ah* Also at Joint Institute for Nuclear Research, Dubna; Russia.
- ai* Also at Louisiana Tech University, Ruston LA; United States of America.
- aj* Also at LPNHE, Sorbonne Université, Université de Paris, CNRS/IN2P3, Paris; France.
- ak* Also at Manhattan College, New York NY; United States of America.
- al* Also at Moscow Institute of Physics and Technology State University, Dolgoprudny; Russia.
- am* Also at National Research Nuclear University MEPhI, Moscow; Russia.
- an* Also at Physics Department, An-Najah National University, Nablus; Palestine.
- ao* Also at Physics Dept, University of South Africa, Pretoria; South Africa.
- ap* Also at Physikalisches Institut, Albert-Ludwigs-Universität Freiburg, Freiburg; Germany.
- aq* Also at School of Physics, Sun Yat-sen University, Guangzhou; China.
- ar* Also at The City College of New York, New York NY; United States of America.
- as* Also at Tomsk State University, Tomsk, and Moscow Institute of Physics and Technology State University, Dolgoprudny; Russia.
- at* Also at TRIUMF, Vancouver BC; Canada.
- au* Also at Università di Napoli Parthenope, Napoli; Italy.
- * Deceased