

Conformal Invariance in Three-Dimensional Rotating Turbulence

S. Thalabard,^{1,2} D. Rosenberg,¹ A. Pouquet,¹ and P. D. Mininni^{1,3}

¹*Computational and Information Systems Laboratory, NCAR, P.O. Box 3000, Boulder, Colorado 80307, USA*

²*CEA Saclay, l'Orme les Merisiers, France*

³*Departamento de Física, Facultad de Ciencias Exactas y Naturales, UBA and IFIBA, CONICET, Ciudad Universitaria, 1428 Buenos Aires, Argentina*

(Received 3 February 2011; published 20 May 2011)

We examine turbulent flows in the presence of solid-body rotation and helical forcing in the framework of stochastic Schramm-Löwner evolution (SLE) curves. The data stem from a run with 1536^3 grid points, with Reynolds and Rossby numbers of, respectively, 5100 and 0.06. We average the parallel component of the vorticity in the direction parallel to that of rotation and examine the resulting $\langle \omega_z \rangle_z$ field for scaling properties of its zero-value contours. We find for the first time for three-dimensional fluid turbulence evidence of nodal curves being conformal invariant, belonging to a SLE class with associated Brownian diffusivity $\kappa = 3.6 \pm 0.1$. SLE behavior is related to the self-similarity of the direct cascade of energy to small scales and to the partial bidimensionalization of the flow because of rotation. We recover the value of κ with a heuristic argument and show that this is consistent with several nontrivial SLE predictions.

DOI: 10.1103/PhysRevLett.106.204503

PACS numbers: 47.32.-y, 05.40.-a, 47.27.-i, 47.53.+n

Self-similarity in physics is a common phenomenon, with identical properties of a system when considered at different scales. Rugged coastlines, fractals, traffic in computer networks, growth processes, geometrical properties of interfaces, phase transitions in critical phenomena such as in the Ising model for spontaneous magnetization, and classical and quantum field theory often display power-law scaling of some variable, and such scaling exponents have been the object of intense investigations resulting in the finding of broad classes of universality.

A property stronger than scale invariance is conformal invariance, under transformations that preserve angles with rescaling that depends on position; it is difficult to test, since it implies the need to investigate the scaling of multipoint high-order correlation functions. However, recent developments by Schramm, in particular (see, e.g., [1] and references therein), allow in some cases for a statistical characterization of conformal invariance. Such scaling laws can be related to Brownian motion (which is scale invariant and conformal in two dimensions) in what is now named Schramm-Löwner evolution (SLE), with as the sole parameter the diffusivity κ associated with this Brownian motion. In this approach, the driving of the Löwner equation [Eq. (2) below] is stochastic, with a conformal map allowing us to go from static (fixed-time) two-dimensional (2D) paths in the complex plane \mathbb{C} to “dynamic” one-dimensional (1D) motions. In other words, it allows one to describe paths in \mathbb{C} by a succession (convolution) of conformal maps obeying a differential equation. Schramm's theorem (see, e.g., [1]) states that if and only if the driving is Brownian is the measure of the 2D paths conformally invariant.

Two-dimensional turbulence differs in many ways from the three-dimensional (3D) case because of the presence of an extra invariant in the absence of viscosity, the enstrophy

$S = \langle |\nabla \times \mathbf{u}|^2/2 \rangle$, leading to an inverse cascade of energy $E = \langle |\mathbf{u}|^2/2 \rangle$ to large scales [2], with \mathbf{u} the velocity field. It was shown in Ref. [3] that this inverse cascade, which is known to lack intermittency and is self-similar, can be viewed in the framework of conformal invariance when examining zero-vorticity lines; it belongs to the universality class with $\kappa = 8/3$ (the enstrophy cascade to small scales, however, is not SLE [3]). These results stem from direct numerical simulations (DNS) on grids of up to $16\,384^2$ points, with forcing at intermediate wave number $k_F/k_{\min} \approx 100$, with $k_{\min} = 2\pi/L_0$, L_0 being the size of the vessel.

In the case of 3D Navier-Stokes (NS) incompressible flows at high Reynolds numbers, the cascade of energy to small scales is not self-similar, because of the presence of strong vorticity gradients. Only one time scale is present, the eddy turnover time $\tau_{NL} \sim \ell/u_\ell$, with u_ℓ the velocity at scale ℓ , and dimensional analysis gives an energy spectrum $E(k) \propto k^{-5/3}$ that is quite close to observed spectra in the atmosphere or in laboratory experiments. However, when introducing solid-body rotation Ω with inertial time $\tau_\Omega \sim 1/\Omega$, $E(k)$ steepens and its spectral index can be recovered by taking into account the weakening of nonlinear interactions due to the inertial waves [4]. In this case, self-similarity and Gaussianity in the 3D direct energy cascade were found recently both in the laboratory [5,6] and in DNS [7,8], more clearly so in the presence of helicity, i.e., velocity-vorticity correlations [9].

Since rotating flows tend to become quasi-2D (but not strictly 2D, as our results will confirm) when strong rotation is imposed, the question thus arises as to whether SLE can be identified in such flows. To this end, we examine the large data set produced in a run of rotating helical turbulence on a grid of 1536^3 points, with $L_0 = 2\pi$ and forcing at $k_F = 7$; an inverse cascade of energy to

large scales (with constant negative flux) is observed but with too little extent in wave number to allow for a SLE analysis similar to that performed in Ref. [3] for the 2D NS inverse cascade. We concentrate instead on the direct energy cascade to small scales (with constant and positive flux; see Fig. 9 in [8]) and analyzed for its classical statistical properties and structures in [9]. A pseudospectral code with periodic boundary conditions was used, with at the onset of the inverse cascade a Reynolds number $\text{Re} = U_0 2\pi / [\nu k_F] \approx 5100$ (with ν the viscosity) and the Rossby number $\text{Ro} = U_0 k_F / [2\pi\Omega] \approx 0.06$; $U_0 \approx 1$ is the rms velocity. We integrated the 3D NS equations in the rotating frame for an incompressible flow ($\nabla \cdot \mathbf{u} = 0$); with $\boldsymbol{\omega} = \nabla \times \mathbf{u}$ the vorticity, they read

$$\frac{\partial \mathbf{u}}{\partial t} + \boldsymbol{\omega} \times \mathbf{u} + 2\boldsymbol{\Omega} \times \mathbf{u} = -\nabla \mathcal{P} + \nu \nabla^2 \mathbf{u} + \mathbf{F}; \quad (1)$$

\mathcal{P} is the total pressure modified by the centrifugal term, and \mathbf{F} is a helical Arn'old-Beltrami-Childress forcing [7,8]. The rotation is imposed in the vertical (z) direction, with $\boldsymbol{\Omega} = 9\hat{z}$. The code is fully parallelized and uses the 2/3 dealiasing rule, and the temporal scheme is a second-order Runge-Kutta. Note that in 3D, besides energy, total helicity $H = \langle \mathbf{u} \cdot \boldsymbol{\omega} \rangle$ is also an ideal invariant [10].

The procedure.—Considering the symmetries of Eq. (1), we construct a 2D field by averaging in the vertical direction the parallel component of vorticity, which we denote hereafter $\langle \omega_z \rangle_z$; we also compute a transverse average $\langle \omega_z \rangle_y$ to compare with. Starting from an arbitrary line, say, the x axis, we explore isocontours of zero field as trajectories in the 2D plane that keep the positive field to their right. The direction along the trajectories is parametrized by a “driving time” τ . The path is stopped whenever it returns to the initial axis. The end point is then sent to infinity through a holomorphic (Möbius) transformation as in Ref. [3], with a cutoff Δ chosen to be such that the tip of the curve is within a small arbitrary distance of the chosen axis; results are insensitive to the choice of Δ in a range of 1–10 pixels and agree as well with a procedure in which the Möbius conformal mapping is not applied. Note that, because of periodicity, the procedure is not affected by the boundaries and that all trajectories are renormalized to $\tau_{\text{max}} = 1$.

We have shown numerically for this flow the existence of scale invariance for the direct energy cascade and the Gaussianity of the velocity in [9] (see Figs. 7 and 8), also examining anisotropy at different times by using a $SO(2) \times \mathbb{R}$ decomposition (see Figs. 2 and 3 in [9] for the actual scaling ranges). We now probe the conformal invariance of these 2D curves viewed as paths in the upper complex plane; the paths are encoded in a “driving function” $\xi(\tau)$ obtained through the chordal Löwner equation below, with $g_\tau(\zeta)$ ($\zeta \in \mathbb{C}$) a conformal map (see, e.g., [11]):

$$\partial_\tau g_\tau(\zeta) = \frac{2}{g_\tau(\zeta) - \xi(\tau)}; \quad (2)$$

$\xi(\tau)$ is the unknown 1D real continuous stochastic driving function for the path. In order to estimate $\xi(\tau)$ numerically, we use the zipper algorithm with vertical slits [12]. Then $g_{a,\delta\tau}(\zeta) = a + \sqrt{[(\zeta - a)^2 + 4\delta\tau]}$ conformally maps the upper plane minus the vertical slit in $\mathbb{C} [(a, 0); (a, 2\sqrt{\delta\tau})]$ into the upper plane: The zipper algorithm gradually zips the whole path onto the x axis by using the composition of functions $g_{a,\delta\tau}(\zeta)$ for different $\delta\tau$. We thus transform the erratic nodal line in the plane (the inset in Fig. 1, described below) into an unknown motion along the real axis, $\xi(\tau)$.

To test for conformal invariance, we therefore must ask: Is $\xi(\tau)$ a Gaussian process? Does it correspond to a Brownian motion? And if so, what is its diffusivity? To answer the first question, one can use the classical Kolmogorov-Smirnov (KS) test and check (i) whether its p_{KS} value is above a given threshold for a wide range of driving times τ and (ii) whether the steps in this motion are independent. When both tests are favorable, we then consider the scaling of the variance of $\xi(\tau)$. If the scaling is reasonably linear with τ , we will conclude that the set of driving functions likely stems from a Brownian process and, hence, that the vorticity isolines obtained as indicated above are likely to be conformally invariant. The linear scaling also gives us the diffusivity κ , which describes entirely the statistics of the SLE process.

Results.—We now apply the procedure to the 1536^3 DNS data. After performing the average (either in z or in y), fifteen temporal snapshots are analyzed, separated by approximately one eddy turnover time. The resulting data set has in excess of 3.5×10^7 points for each averaging direction. In Fig. 1 is given a snapshot of $|\boldsymbol{\omega}(\mathbf{x})|$ in 3D, a

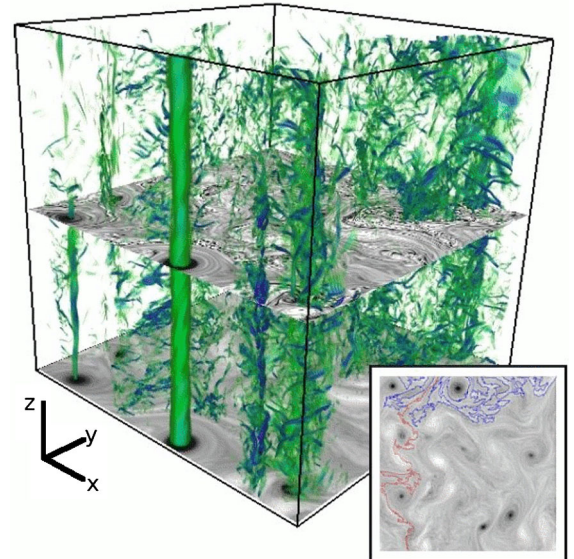


FIG. 1 (color online). Perspective volume rendering of vorticity intensity in a snapshot of the flow. The slice in the middle of the box shows a 2D cut of ω_z , while the slice at the bottom shows the same field averaged vertically. The inset is $\langle \omega_z \rangle_z$, with superimposed nodal paths, the traversing ones (top to bottom, red online) being discarded from the analysis.

2D slice of $\omega_z(\mathbf{x})$ (in the middle of the box), and the same field component when vertically averaged, $\langle\omega_z\rangle_z$ (bottom slice). The flow displays features of both 2D and 3D behavior [7,9]; prominent are tangles of vortex filaments, loosely organized parallel to $\Omega\hat{z}$, and Beltrami core vortices, smooth long-lived helical columns. The inset shows $\langle\omega_z\rangle_z$ face-on with a few examples of superimposed paths that are analyzed below, noting that we discard the traversing paths, keeping only returning paths (loops at the top, blue online), as done in Refs. [3,13].

Figure 2 summarizes the analysis, for ω_z averaged either parallel (full circle) or transverse (y , full triangle) to $\Omega\hat{z}$. Since a barely resolved inverse cascade of energy develops in the DNS between the forcing scale and the box size, we also performed the analysis in a data set in which ω_z was filtered so as to preserve only scales smaller than the driving scale: For $\ell < 2\pi/10$, the results are now displayed with open symbols. Figure 2 (top) gives the p_{KS} values of the KS test with abscissa τ in the log scale. The value $p_{KS} \approx 10^{-5}$ for $\langle\omega_z\rangle_y$ (triangles) shows that the transverse y -averaged field is not Gaussian, and we shall not analyze further such y -averaged data. On the other hand, $p_{KS} \geq 0.6$ for most values of τ for $\langle\omega_z\rangle_z$ (circles). These opposite results imply that our test can eliminate non-Gaussian behavior and that, due to the anisotropy of the flow, only parallel z averaging may lead to conformal

invariance. To confirm the Gaussianity of the process with *parallel* averaging, we show in the inset the probability distribution functions (PDFs) for two driving times τ_1 and τ_2 ; the dotted line is a Gaussian with zero mean and unit variance [14]. Note that Gaussianity also implies independence of increments (we show the evolution of the PDFs for different τ in Fig. 2).

Figure 2 (bottom) gives the variance of the motion normalized by τ with error bars for the data sets that are not discarded by the KS test. The resulting diffusivity for the associated Brownian motion is $\langle\xi_\tau^2\rangle/\tau = \kappa = 3.6 \pm 0.1$ for the full data set (full circles) and $\kappa = 3.5 \pm 0.2$ for the data in which the scales comparable to or larger than the forcing have been filtered out (open circles). The inset shows the actual scaling of variance with driving time, in log-log coordinates, with the dashed line for linear variation. Note that, within error bars, the results are insensitive to whether or not we filter the numerical data (keeping only Fourier modes $k > 10$, thereby making sure we restrict the data to the direct cascade of energy).

Finally, we confirm the scaling we found for κ by examining some of the predictions on statistical properties of nodal lines of $\langle\omega_z\rangle_z$ that can be made by using the SLE framework (see [1]). A classical one concerns the fractal dimension of the nodal lines, but less trivial features predicted by SLE include, for instance, the so-called “winding angle” or the gyration radius. The winding angle prediction states that the probability P_{left} of a SLE line to leave a point $z_0 = \rho e^{i\theta}$ in \mathbb{C} to its left depends only on κ and θ following a known expression [1]. Figure 3 shows the results obtained from our data sets as a function of θ , as well as the mean gyration radius of the nodal lines as a function of their length in pixels in the top-right inset. In both cases, the SLE predictions for $\kappa = 3.6$, given with the dashed lines, appear convincing.

We thus conclude that our analysis identifies conformal invariance for nodal lines of the vertical component of the

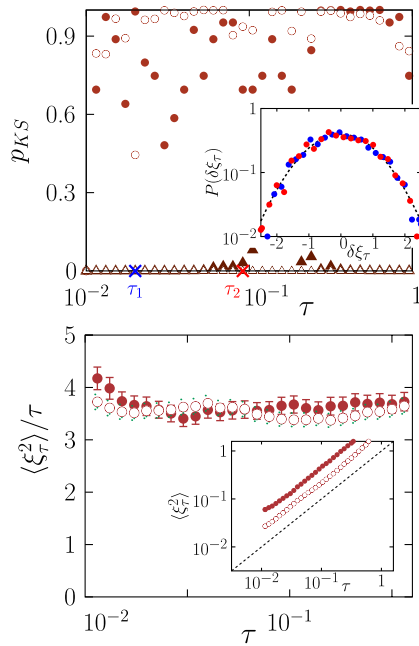


FIG. 2 (color online). SLE analysis for $\langle\omega_z\rangle_z$ (circles) and $\langle\omega_z\rangle_y$ (triangles). Filled symbols comprise the full data, and open symbols correspond to paths in the data set filtered at $\ell < 2\pi/10$. Driving time τ is in log coordinates. Top: KS test; inset: PDFs of driving function increments for $\langle\omega_z\rangle_z$ for τ_1 and τ_2 as marked on the τ axis; the dashed line indicates a Gaussian. Bottom: Diffusivity κ for $\langle\omega_z\rangle_z$ with error bars; inset: scaling of variance for $\langle\omega_z\rangle_z$, with the dashed line indicating linear variation with τ .

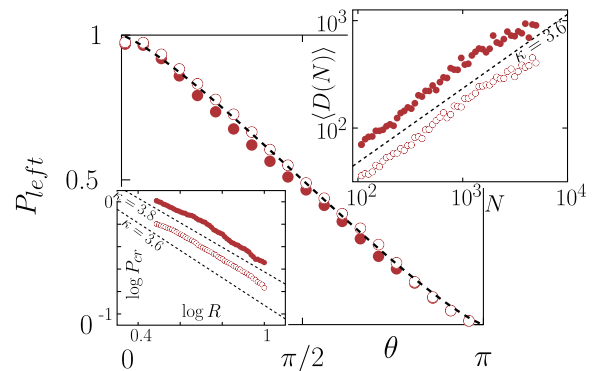


FIG. 3 (color online). Winding angle probability P_{left} as a function of the angle θ , as illustrated by the sketch at the bottom. Inset: Mean gyration radius D of nodal lines as a function of the number of pixels N . Dashed lines: Theoretical predictions for $\kappa_S = 3.6$; open and filled circles as in Fig. 2.

vorticity field when averaging parallel to the direction of rotation and fails to identify such invariance in its transverse average. For the parallel-averaged vertical vorticity, the associated diffusivity is $\kappa \approx 3.6 \pm 0.1$. Moreover, SLE predictions for this value of κ agree well with our results. It is also important to remark that our analysis could fail to reject the hypothesis of Gaussianity if data were insufficiently resolved; this is not surprising since it is hard to distinguish SLE behavior from something close to SLE [12]. In spite of these limitations, the data analyzed here up to the spatial resolution considered are found to be consistent with SLE behavior.

Discussion.—Rotating helical turbulence may be perhaps the first documented case presenting SLE scaling for three-dimensional flows undergoing a direct cascade of energy and of helicity to small scales, when properly averaged in the direction of rotation. Conformal invariance is a strong local property and allows determination of a series of scaling laws, as exemplified in Refs. [3,13] for 2D NS and other related 2D cases such as surface quasigeostrophic flows and as found here as well. SLE obtains convincingly for the vertical component of the vorticity averaged along the direction of rotation, with $\kappa \approx 3.6$, close (but not identical) to the value identified in Ref. [13] for surface quasigeostrophic flows for an inverse cascade. Note that anisotropy of this 3D rotating flow must play an essential role, since the direct cascade of enstrophy in strictly 2D NS is not SLE as shown in Ref. [3].

The fractal dimension $D_F \leq 2$ of SLE curves can be related to κ [3], as well as to the cancellation exponent κ_C which measures how fast a field changes sign [15]. With d the dimension of space, we have $D_F = 1 + \kappa/8 = d - 2\kappa_C$. It is straightforward to relate the diffusivity of the SLE process κ and the exponent e of the energy spectrum, $E(k) \sim k^{-e}$, under the assumption of self-similarity: $\zeta_p = a_S p$; ζ_p are the exponents of the p th-order longitudinal structure functions of the velocity field, $\langle \delta u_L(r)^p \rangle \sim r^{\zeta_p}$, where δu_L is the variation of the velocity projected along the direction of the spatial increment \mathbf{r} . We use that $\kappa_C = \zeta_1 = a_S$, $\zeta_2 = e - 1$ for $1 < e \leq 3$ and that dimensional analysis for a given dynamics gives a_S . Then,

$$\frac{\kappa}{8} = d - e = d - 1 - 2a_S. \quad (3)$$

Hence, the value of κ is quite sensitive to e or a_S [16]. For 2D NS, $a_S = 1/3$ and $\kappa = 8/3$, as found in Ref. [3] (with dual value $\kappa^* = 6$). For rotating helical turbulence, $a_S = 3/4$, by using a phenomenological model based on three assumptions [7,9]: wave-modulated energy spectrum, domination of the helicity cascade to small scales, and maximal helicity. The first hypothesis allows us to write that the transfer of energy to small scale is slowed down in proportion τ_{NL}/τ_Ω ; the second one stems from the fact that, with the energy undergoing an inverse cascade to large scale, little energy is left to feed the small scales, whereas helicity possesses only a small-scale cascade and

thus is the determining factor in this direct cascade. These two concepts lead to $e + h = 4$, with helicity spectrum $H(k) \sim k^{-h}$. The third assumption gives $h = e - 1$ and thus $\zeta_p = 3p/4$, a value reported experimentally as well [6,16]. From Eq. (3), we then obtain $\kappa = 4$, close to the value we find given the statistics.

The connection between SLE and statistical properties of turbulence allows one to look at such flows with a new eye and to build bridges between fluid dynamics and other research areas in mathematics, condensed matter, percolation, and quantum field theory. Other three-dimensional flows may be studied with the same tools when the flow is self-similar and symmetries allow for a reduction of dimensionality. As an example, we leave for future work an investigation of SLE properties in the inverse cascade of rotating turbulence.

Computer time was provided by NCAR, which is sponsored by NSF; partial support was given by Grant No. NSF-CMG 1025188 and for P.D.M. by UBACYT 20020090200692, PICT 2007-02211, and PIP 11220090100825.

-
- [1] J. Zinn-Justin, *Quantum Field Theory and Critical Phenomena* (Oxford University, New York, 2002); W. Werner, [arXiv:math/0303354](https://arxiv.org/abs/math/0303354); I. A. Gruzberg and L. P. Kadanoff, *J. Stat. Phys.* **114**, 1183 (2004); J. L. Cardy, *Ann. Phys. (N.Y.)* **318**, 81 (2005).
 - [2] R. H. Kraichnan and D. Montgomery, *Rep. Prog. Phys.* **43**, 547 (1980).
 - [3] D. Bernard *et al.*, *Nature Phys.* **2**, 124 (2006).
 - [4] C. Cambon, R. Rubinstein, and F. S. Godeferd, *New J. Phys.* **6**, 73 (2004); F. Bellet *et al.*, *J. Fluid Mech.* **562**, 83 (2006).
 - [5] C. Simand, thèse, Ecole Normale Supérieure de Lyon, 2002.
 - [6] L. J. van Bokhoven *et al.*, *Phys. Fluids* **21**, 096601 (2009).
 - [7] P. D. Mininni and A. Pouquet, *Phys. Rev. E* **79**, 026304 (2009).
 - [8] P. D. Mininni and A. Pouquet, *Phys. Fluids* **22**, 035105 (2010).
 - [9] P. D. Mininni and A. Pouquet, *Phys. Fluids* **22**, 035106 (2010).
 - [10] H. K. Moffatt, *J. Fluid Mech.* **35**, 117 (1969).
 - [11] T. Kennedy, *J. Stat. Phys.* **131**, 803 (2008).
 - [12] D. D. Marshall and S. Rohde, *SIAM J. Numer. Anal.* **45**, 2577 (2007).
 - [13] D. Bernard *et al.*, *Phys. Rev. Lett.* **98**, 024501 (2007); G. Falkovich and S. Musacchio, [arXiv:1012.3868](https://arxiv.org/abs/1012.3868).
 - [14] A similar test for $\langle \omega_z \rangle_y$ gives strong departures from a Gaussian for its driving function increments (not shown).
 - [15] E. Ott *et al.*, *Phys. Rev. Lett.* **69**, 2654 (1992); A. Pouquet and P. L. Veltri, *Phys. Plasmas* **9**, 89 (2002).
 - [16] Different problems with the same inertial index e can lead to the same diffusivity κ ; conversely, a set of rotating fluids with different energy indices ($e + h = 4$, $e \neq h$) can lead to different diffusivities, provided they are SLE.