









Review

Millimeter-Wave Smart Antenna Solutions for URLLC in Industry 4.0 and Beyond

Abdul Jabbar ^{1,*} , Qammer H. Abbasi ¹ , Nadeem Anjum ² , Tahera Kalsoom ³ , Naeem Ramzan ³, Shehzad Ahmed ⁴ , Piyya Muhammad Rafi-ul-Shan ^{5,*}, Oluyemi Peter Falade ⁶ , Muhammad Ali Imran ¹  and Masood Ur Rehman ¹ 

- ¹ James Watt School of Engineering, University of Glasgow, Glasgow G12 8QQ, UK; qammer.abbasi@glasgow.ac.uk (Q.H.A.); muhammad.imran@glasgow.ac.uk (M.A.I.); masood.urrehman@glasgow.ac.uk (M.U.R.)
- ² Department of Software Engineering, Capital University of Science and Technology, Islamabad 44000, Pakistan; nadeem.anjum@cust.edu.pk
- ³ School of Computing, Engineering and Physical Sciences, University of West of Scotland, Paisley G72 0LH, UK; tahera.kalsoom@uws.ac.uk (T.K.); naeem.ramzan@uws.ac.uk (N.R.)
- ⁴ School of Business and Creative Industries, University of West of Scotland, Paisley G72 0LH, UK; shehzad.ahmed@uws.ac.uk
- ⁵ Cardiff School of Management, Cardiff Metropolitan University, Cardiff CF5 2YB, UK
- ⁶ Tempfad Limited, London E10 6PG, UK; o.p.falade@qmul.ac.uk
- * Correspondence: abdul.jabbar@glasgow.ac.uk (A.J.); prafi-ul-shan@cardiffmet.ac.uk (P.M.R.-u.-S.)

Abstract: Industry 4.0 is a new paradigm of digitalization and automation that demands high data rates and real-time ultra-reliable agile communication. Industrial communication at sub-6 GHz industrial, scientific, and medical (ISM) bands has some serious impediments, such as interference, spectral congestion, and limited bandwidth. These limitations hinder the high throughput and reliability requirements of modern industrial applications and mission-critical scenarios. In this paper, we critically assess the potential of the 60 GHz millimeter-wave (mmWave) ISM band as an enabler for ultra-reliable low-latency communication (URLLC) in smart manufacturing, smart factories, and mission-critical operations in Industry 4.0 and beyond. A holistic overview of 60 GHz wireless standards and key performance indicators are discussed. Then the review of 60 GHz smart antenna systems facilitating agile communication for Industry 4.0 and beyond is presented. We envisage that the use of 60 GHz communication and smart antenna systems are crucial for modern industrial communication so that URLLC in Industry 4.0 and beyond could soar to its full potential.

Keywords: 5G; 60 GHz; Industry 4.0; millimeter-wave communication; smart antennas



Citation: Jabbar, A.; Abbasi, Q.H.; Anjum, N.; Kalsoom, T.; Ramzan, N.; Ahmed, S.; Rafi-ul-Shan, P.M.; Falade, O.P.; Imran, M.A.; Ur Rehman, M. Millimeter-Wave Smart Antenna Solutions for URLLC in Industry 4.0 and Beyond. *Sensors* **2022**, *22*, 2688. <https://doi.org/10.3390/s22072688>

Academic Editors: Petros Bithas and Demosthenes D. Vouyioukas

Received: 28 February 2022

Accepted: 29 March 2022

Published: 31 March 2022

Publisher's Note: MDPI stays neutral with regard to jurisdictional claims in published maps and institutional affiliations.



Copyright: © 2022 by the authors. Licensee MDPI, Basel, Switzerland. This article is an open access article distributed under the terms and conditions of the Creative Commons Attribution (CC BY) license (<https://creativecommons.org/licenses/by/4.0/>).

1. Introduction

The fourth industrial revolution (Industry 4.0) is a paradigm of the cyber-physical world whose philosophy is based on fully automated and digitalized smart factories for enhanced production and customized user experience [1–3]. Various key enabling technologies are involved in one way or the other to bring the concept of Industry 4.0 to operation, such as cloud computing [4,5], big data [6], Industrial Internet of Things (IIoT) [4,5,7], digital twins [8], artificial intelligence [9–13], smart communication [14–17], additive manufacturing [18,19], advanced robotics [20–22], and cyber-physical systems [7,8]. The main objective of Industry 4.0 revolves around automation and mass-productivity without much human intervention. On the other hand, a more human-centric approach has been envisioned to propose a new generation of the industrial revolution, i.e., Industry 5.0 [23–25]. Its aim is to leverage human creativity in addition to the intelligence of machines [23,24]. However, it is instructive to mention here that since the philosophy of Industry 5.0 is based on human involvement back in an industrial environment, thus on technological grounds, most of the enabling technologies that serve to visualize Industry 4.0 can equally

be employed to pursue Industry 5.0. Therefore, onwards in this paper, we refer to both industrial regimes collectively as Industry 4.0 and beyond.

In the industrial regime, the communication network has already welcomed a shift from wired to wireless communication due to the unblemished benefits of wireless infrastructure, such as mobility, scalability, easy installation, and low cost [15,26,27]. Primarily, the industrial wireless communication infrastructure is based on sub-6 GHz industrial, scientific and medical (ISM) bands, such as 2.4 and 5 GHz [28–33]. However, under the ambit of Industry 4.0 and beyond, factory automation and smart manufacturing applications require high throughput, ultrahigh reliability with a packet error rate of up to 10^{-9} , low latency of below millisecond level, and agility [34]. This requirement can be linked with one of the use cases of fifth-generation (5G) mobile technology, i.e., ultra-reliable low-latency communication (URLLC), as shown in Figure 1. Out of three vertices of a 5G triangle, i.e., enhanced mobile broadband (eMBB), massive machine-type communication (mMTC), and URLLC, the factory automation scenario fits best under URLLC category to ensure millisecond-level delay in smart communication [35,36]. Moreover, with the emergence of ever more sophisticated applications (such as holographic telepresence, virtual reality, augmented reality, visual capabilities for smart robots and automatic guided vehicles, mass customization and personalization of products), the sixth generation of wireless technology (6G) has also emerged as an enabling technology to enhance the efficiency and scalability of the communication system [37–44]. As a result, traditional sub-6 GHz wireless communication cannot meet URLLC requirements of Industry 4.0 and beyond because the unlicensed spectral resources in the low-frequency bands (e.g., 2.4 GHz and 5 GHz) are limited. The existing sub-6 GHz IEEE 802.11 wireless local area network (WLAN) standards (e.g., IEEE 802.11n, IEEE 802.11ac, etc.) can only provide a restricted data rate for new emergent applications.

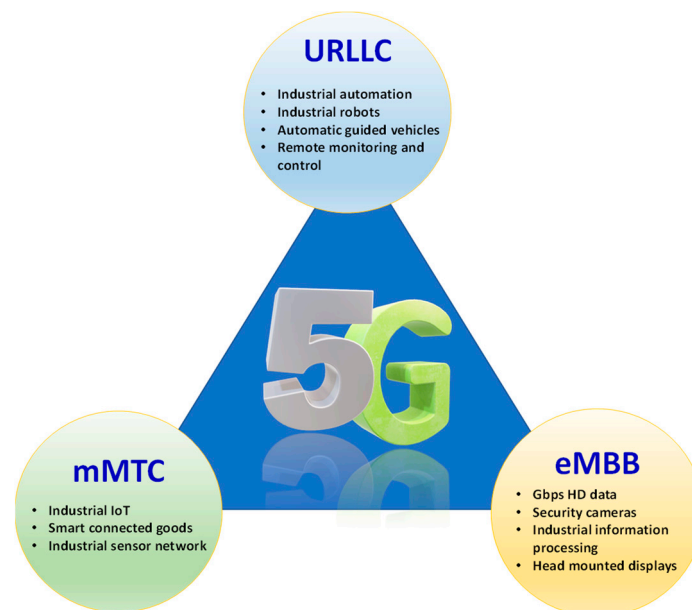


Figure 1. Avenues of 5G services in the viewpoint of Industry 4.0 and beyond.

In the context of Industry 4.0 and beyond, the requirements for quality of service (QoS) and quality of data (QoD) are much more stringent [28,41]. QoS mainly includes high reliability, real-time operation, agility, seamless connectivity, security, and privacy. QoD, on the other hand, includes validity, accuracy, and integrity of the data [28]. The 60 GHz mmWave communication carries a promising potential to provide high QoS and QoD. Some of the major key performance indicators in this view are illustrated in Figure 2.

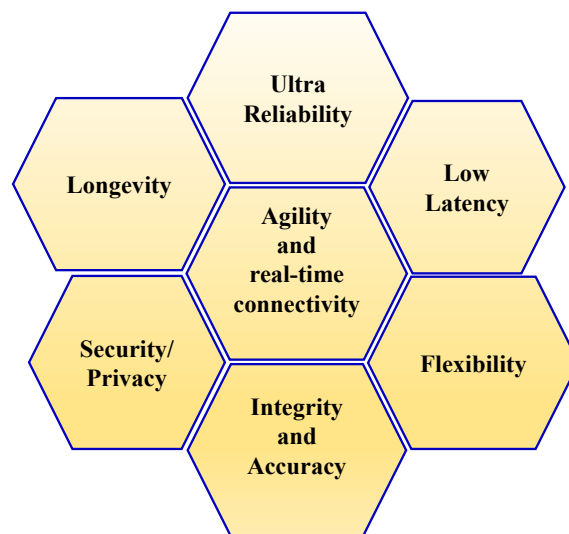


Figure 2. Key performance indicators for Industry 4.0 and beyond communication.

Since more spectra and new technologies are required to provide larger data rates for users to meet the ever-increasing high-speed wireless communications; therefore, industrial wireless communication is envisaged to embrace the 60 GHz millimeter-wave (mmWave) ISM band as an enabling technology to support URLLC [36,45–50].

In the mmWave regime, the 60 GHz ISM band carries a huge potential through which a wide variety of industrial automation applications can be realized. Wireless Gigabit Alliance (WiGig) is an industrial consortium that dictates the 60 GHz unlicensed band with multi-gigabits per second (mGbps)-level data rate under IEEE 802.11ad and IEEE 802.11ay standards [45,46,51–53]. WiGig is the next-generation Wi-Fi standard for the 60 GHz band envisioned to unleash URLLC in the indoor factory environment. It offers a huge bandwidth of 14 GHz, which is way more than all sub-6 GHz unlicensed bands combined. Moreover, the standardization of the new radio access technology (RAT) for 5G systems, called New Radio (NR) under the Third-Generation Partnership Project (3GPP), supports mmWave carrier frequencies. In this context, the considerations to allow NR to access unlicensed spectrum (NR-U) of 60 GHz are anticipated [48,54,55]. Details about the waveforms and numerologies of 5G NR are discussed in detail in [56,57].

A number of surveys, tutorials, and reviews are presented in the literature about various technologies associated with Industry 4.0 and beyond [1,4,6,7], mmWave communication [45,46,51–53,58–62], and mmWave antenna designs [63–65]. Discussions about IoT, cyber-physical systems, big data, health care for Industry 4.0, and revolutionary phases toward Industry 5.0 are presented in [1,4,6,7]. A survey of enabling technologies in Industry 5.0, such as edge computing, digital twins, collaborative robotics, Internet of Everything, blockchain, and 6G and beyond networks, is presented in [24]. For 60 GHz transceiver design, advances in the design of mmWave circuit components such as power amplifiers, low-noise amplifiers, analog-to-digital converters, on-chip, and in-package antennas are discussed in [59]. A survey of solutions and standards used in designing architectures and protocols for mmWave communications is reported in [61]. A review of multibeam antennas with beamforming systems is presented in [64]. A review of mmWave beamforming and MIMO is presented in [45,60–62]. The wireless protocols and standards (such as IEEE 802.11ad/ay) working at 60 GHz are reviewed in [45,51–53]. An inclusive review of mmWave array antennas for various mmWave applications is presented in [63,65] but without the demands and context of Industry 4.0 and beyond. However, it is noticed that a combined study of the requirements of Industry 4.0 and beyond, potential frequency bands, and related smart antenna solutions for them is missing in the literature. Consequently, to address this gap, here we first present the review of industrial communication in the context of Industry 4.0 and beyond, then highlight the potential of the 60 GHz mmWave

band for future industrial communications, and finally review various smart antenna designs at 60 GHz for Industry 4.0 and beyond communication. A summary of the earlier contributions to Industry 4.0 and beyond, mmWave communication, and mmWave antenna designs are depicted in Table 1.

Table 1. Comparison of the related contributions of selected literature at 60 GHz band.

Ref.	Comments
[1]	Discussion on the differences between Industry 4.0 and Industry 5.0, the co-existence of these two, and some enabling technologies.
[4]	Review of IoT, big data, and cloud computing for Industry 4.0-based healthcare
[7]	Discussion on cyber-physical systems for Industrial IoT in Industry 4.0.
[24]	A survey of potential applications of Industry 5.0 such as intelligent healthcare, cloud manufacturing, supply chain management, and manufacturing production
[45]	Discussed opportunities and challenges of 60 GHz mmWave communication for industrial environment.
[46]	Highlighted the potential of 60 GHz communication for factory automation scenarios.
[51]	Overview of IEEE 802.11ay standard, as well as new PHY and MAC specifications based on IEEE 802.11ad, MIMO enhanced channel access and beamforming training.
[52]	Design concerns for the IEEE 802.11ad standard, as well as solutions for overcoming mmWave communication problems.
[53]	Industrial perspective of using 60 GHz WiGig communication.
[58]	Review of beamforming training, design issues, channel bonding and aggregation, channel access, and channel allocation in IEEE 802.11ay.
[59]	A detailed survey of 60 GHz radio transceivers, antennas, low-noise amplifiers, power amplifiers, mixers, etc.
[65]	Review of various mmWave antenna designs from 10 to 100 GHz.
[66]	Discussion on 60 GHz radio, link budget, channel propagation, RF front end architecture, and antenna solutions.
This work	Review of URLLC requirements in Industry 4.0 and beyond, overview of potential of 60 GHz mmWave band for industrial communication, analysis of wireless standards and protocols at 60 GHz band. Review of various 60 GHz mmWave antennas for Industry 4.0 and beyond and their design challenges. Inclusive discussion on the prospects and research opportunities of 60 GHz mmWave communication and PHY-based solutions for Industry 4.0 and beyond.

1.1. Contributions

In this review paper, first, we discuss the impediments of sub-6 GHz communication from the viewpoint of Industry 4.0 and beyond. We review and highlight the potential prospects of 60 GHz mmWave communication holding up URLLC in Industry 4.0 and beyond applications. We discussed stringent communication requirements and fundamental key performance indicators of Industry 4.0 and beyond. The advantages and challenges of a 60 GHz unlicensed ISM band for industrial communication are reviewed in detail. Then we discussed standards and protocols operating at the 60 GHz band suitable for antenna designing. After establishing the communication requirements and frequency bands, we then review the state of the art of smart antennas for 60 GHz mmWave communication in the industrial environment. In the end, we highlight some research opportunities and challenges related to mmWave communication in the industrial environment. The contributions of this review paper are summarized as follows:

- We present an overview of the sophisticated applications under the ambit of Industry 4.0 and beyond;
- We reveal various limitations of sub-6 GHz ISM bands that can not meet the stringent requirements of modern industrial applications;
- We explore various key performance indicators (KPI) to ensure URLLC in Industry 4.0 and beyond. Based on these KPIs, we highlight the potential of the 60 GHz mmWave ISM band based on state-of-the-art literature;

- We investigate the potential advantages as well as the challenges of 60 GHz mmWave communication;
- We identify different standards and protocols working at unlicensed 60 GHz ISM bands so that smart antennas for Industry 4.0 and beyond can be designed at these bands. This might help antenna design engineers to select the right frequency bands to target 60 GHz mmWave industrial communication;
- By establishing the potential of the 60 GHz mmWave band for smart industrial communication and highlighting the wireless standards, we review various 60 GHz mmWave antenna designs and discuss their challenges for Industry 4.0 and beyond applications;
- We emphasize the intriguing potential emerging in this domain, explaining new design characteristics and research paths for the researchers in this domain. As a result, this review paper can act as a catalyst for more research into 60 GHz mmWave smart antenna designs and the development of physical layer-based solutions to support smart communication in the era of Industry 4.0 and beyond.

1.2. Paper Organization

The rest of the paper is organized as follows: Section 2 presents the potential prospects, advantages, and challenges in 60 GHz band communication in an industrial environment. Section 3 discusses standards and protocols for the 60 GHz mmWave ISM band for smart industries. Section 4 reveals state-of-the-art antenna designs, their challenges, and design considerations in the 60 GHz band. Section 5 unveils research prospects and future directions. Section 6 concludes the paper. The organization of this paper is depicted in Figure 3.

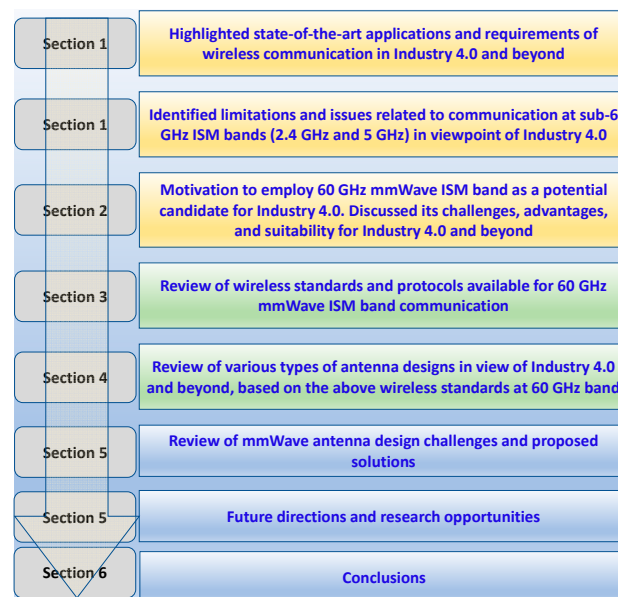


Figure 3. Organization of this review paper.

2. Advantages and Challenges of mmWave Industry 4.0 and beyond Communication

2.1. Advantages of mmWave Communication

2.1.1. Large Available Bandwidth

The large available bandwidth of 60 GHz unlicensed band unfolds many applications for Industry 4.0 and beyond. Some of the sophisticated smart industrial applications include vision-guided robots, ultrahigh definition video and imaging for remote visual monitoring, smart safety instrumented systems, intelligent logistics, and high precision image-guided automated assembly, to name a few [45,46]. The capacity to achieve URLLC in factory automation scenarios allows smart robots and machines to work alongside humans or collaborate on a similar goal. However, with the potential use of mmWave high throughput communication, a seamless adaptive behavior can be employed in the

machines/equipment to make them capable of detecting adjacent individuals or objects and reacting appropriately, such as by modifying their movements, slowing their operating rate, or even halt completely.

2.1.2. Inherent Security

The 60 GHz communication is sensitive to blockage due to weak diffraction capability around the objects in an industrial environment [67]. Moreover, because of beamforming, the nature of communication is highly directional. Even a small misalignment between the receiver and transmitter can lead to communication deafness. However, this aspect can be positively used as a security enabler. This also helps in avoiding jamming signals due to the directionality of the transmitter and receiver antenna systems. The problem of jamming detection and mitigation in 5G-enabled Industry 4.0 indoor factory deployments is presented in [68].

2.1.3. Efficient Spectrum Reuse

Since mmWave beamforming with large arrays produces highly directional beams, thus the effect of co-channel interference is greatly reduced. To benefit from this inherent feature, MIMO or multibeam antenna techniques can be employed to reuse the spectrum resource and produce redundancy radiation beams. This will provide diversity gain and multiplexing gain, in addition to array gain [69]. This way, spatial redundancy, and diversity can be efficiently used to reuse the spectrum in industrial communication.

2.1.4. Beamforming

Since 60 GHz communication is directional, thus beamforming is needed to obtain narrow beams. In antenna beamforming, an array of multiple antenna elements is used to produce a net-directed beam. One of the most significant advantages of mmWaves is that directional transmission greatly reduces the interference problems that hinder the sub-6-GHz bands, resulting in increased throughput. Moreover, co-channel interference is not a problem in mmWave communication; thus, mmWave networks primarily function in noise-limited rather than interference-limited mode, which makes it easier for collaborative robots to communicate at the same time in the smart industrial environment.

2.1.5. Size Miniaturization

The advancement in complementary metal oxide semiconductor (CMOS) technology and integrated circuits (IC) designs in recent decades have paved the way to realize compact 60 GHz transceivers and radio designs [59]. Since the Federal Communication Commission (FCC) and other governing organizations released the 60-GHz spectrum, great progress has been made toward the realization of highly integrated 60-GHz radios for low-cost, potentially ubiquitous consumer adoption. Some comprehensive surveys on 60 GHz radios, transceivers, on-chip antennas, and other related circuitry are presented in [59,66,70]. The advantages of 60 GHz mmWave communication are summarized in Figure 4.

2.2. Challenges of mmWave Communication

2.2.1. LOS Blockage

Industrial wireless communication is different from that of commercial, home, or office wireless communication. This is due to the large metallic structures, heavy machinery, large pillar structures, and random moving objects. Thus, an industrial environment is usually considered as a heavy multi-path and rich scattering [45]. In this view, the narrow beam antennas with beamforming reduce the available path diversity and weaken non-line-of-sight (NLOS) scenarios, which may sometimes cause blockage. Moving robots, human activity, or any other large scatterers and absorbers result in a fast-fading channel. Thus, characterizing radio propagation behavior in realistic factory environments is difficult due to shorter mmWave wavelengths, which cause channel properties to be sensitive to the

actual topology and size of surrounding objects. As a result, accurate channel models are required to be used for accurate communication systems [49,50,71–73].

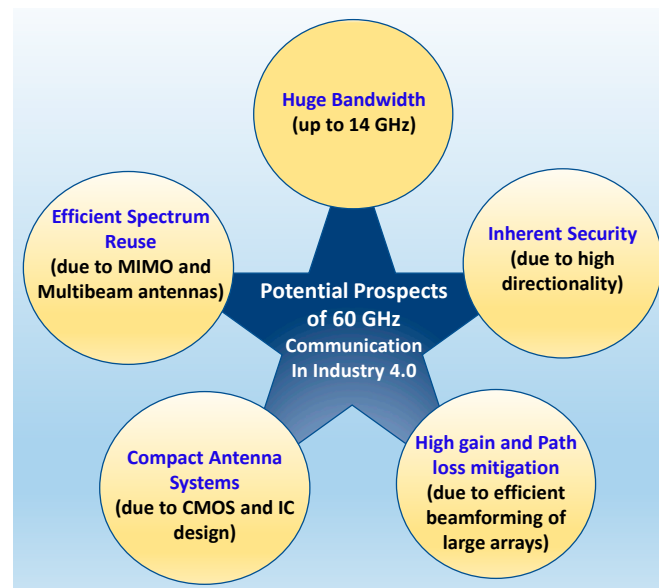


Figure 4. Advantages of 60 GHz mmWave communication in Industry 4.0 and beyond.

2.2.2. Path Loss

mmWave propagation at 60 GHz faces severe path loss because of oxygen absorption, as well as according to Friis' equation. The free-space propagation loss is directly proportional to the square of the frequency. The path loss at 60 GHz is about 21 to 28 dB (at 10 m distance) more as compared to conventional sub-6 GHz communication bands [45,52]. Furthermore, 60 GHz communication exhibits quasi-optical propagation, in which the received signal is dominated by the LOS path and first-order reflections from strong reflecting materials [74].

In order to combat path loss issues, 60 GHz communication leverages the beamforming antenna gain. As a result, array gain helps to improve the signal-to-noise ratio (SNR) to mitigate path loss at 60 GHz. Thanks to the smaller wavelength at 60 GHz, array form factors are much lower as compared to those of sub-6 GHz designs. Moreover, for the same physical antenna size, mmWave transmissions allow for a better antenna gain to mitigate path loss [69]. An improvement of 28.1 dB in path loss was achieved using a multibeam antenna system by combing the strongest received signals coherently at mmWave bands [75]. Besides the antenna array gain, the implementation of multiple-input-multiple-output (MIMO) in IEEE 802.11ay also helps to enhance the multiplexing gain. However, due to directional communication using beamforming, interference can occur if the receive beam aligns with unwanted transmitters, causing potential disruption.

3. Wireless Standards at 60 GHz mmWave Band

Different standardization efforts are being made for 60 GHz communication. Current standards include IEEE 802.11ad, IEEE 802.11ay, IEEE 802.15.3c, WirelessHD and ECMA387 [51,59,76,77]. However, ECMA, WirelessHD, and IEEE 802.15.3c are wireless personal area network (WPAN) standards. The two most anticipated WLAN technologies for ultrahigh-speed 60 GHz communications are IEEE 802.11ad and IEEE 802.11ay. These are extended protocols of the IEEE 802.11 Wireless Fidelity (Wi-Fi) family. As opposed to the limited available bandwidth of sub-6 GHz ISM bands, such as 2.4 GHz and 5 GHz with 85 MHz and 500 MHz of bandwidth, respectively, the 60 GHz mmWave ISM band provides huge bandwidth of up to 8 GHz. IEEE 802.11ad and IEEE 802.11ay are networking standards for WiGig communication networks for supporting data rate of mGbps, which are anticipated as key enablers for indoor factory automation communication as well.

However, 60 GHz communication is supposed to be directional, supported by beamforming techniques as opposed to sub-6 GHz omnidirectional communication. The complete 60 GHz band covers the frequency range from 57 to 71 GHz, according to a new release by FCC [78]. There has been a release of 14 GHz spectrum in the United States, Europe, and Canada. However, the 9 GHz spectrum (57–66 GHz) is being used in other regions such as Singapore, Australia, and Russia. China uses a 59–64 GHz band, whereas 57–64 GHz is being used in South Korea. A worldwide spectrum allocation of the 60 GHz unlicensed band is depicted in Figure 5 [78,79]. A summary of 60 GHz wireless standards is given in Table 2 [59].

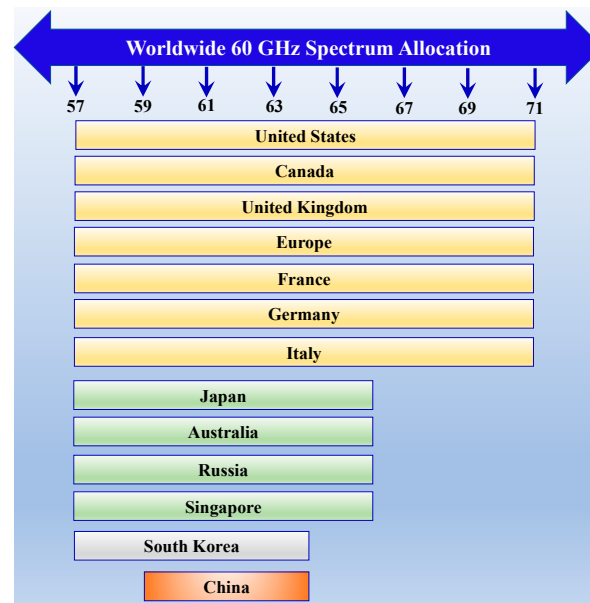


Figure 5. Worldwide allocation of 60 GHz mmWave spectrum.

Table 2. The 60 GHz mmWave ISM band standards suitable for indoor industrial communication.

IEEE Standard	Forum Type	Peak Data Rate (Gbps)	Bandwidth (GHz)
IEEE 802.11ay	International standard	100	8.64
IEEE 802.11ad	Industry consortium	8	2.16
IEEE 802.15.3c	International standard	5.7	<3
WirelessHD	Industry consortium	4	2
ECMA387	International standard	4.032	2.16

3.1. IEEE 802.11ad

IEEE 802.11ad is a standalone unlicensed protocol that provides data rates up to 8 Gbps. It spans from 57 to 71 GHz with six sub-divided channels, each with a bandwidth of 2.16 GHz. It supports only single-channel transmission of 2.16 GHz bandwidth and does not support multi-user MIMO (MU-MIMO). It uses carrier sense multiple access with collision avoidance (CSMA-CA) [77]. There are different modulation and coding schemes that can be grouped together for high SNR, power efficiency, low complexity, robustness, and high achievable data rates. The idea of antenna sectors is introduced in 802.11ad, which corresponds to a discretization of the antenna space, reducing the number of possible beam directions to test. This is analogous to beamforming. The sector-level sweep (SLS) phase and the beam refinement protocol (BRP) phase are the two steps of beamforming training. The SLS is required to establish a link between the two stations, with one station attempting different antenna sector configurations consecutively while the other has its antennas set up in a quasi-omnidirectional fashion. In the case of phased antenna arrays, the BRP is then

used to fine-tune this arrangement by employing narrower beams and possibly optimizing the antenna weight vectors.

For a pair of transmitter-receiver stations, beamforming training identifies the optimum receive and transmit antenna sectors. A bidirectional training frame sequence is transmitted to accomplish this. IEEE 802.11ad may achieve a maximum throughput of up to 8 Gbps with a fully trained transmit and receive antenna beamforming configuration. Furthermore, the beamforming protocol provides a low antenna gain device training procedure and can send training parameters to a central network coordinator for channel access scheduling. A detailed analysis of this protocol has been presented in [52].

3.2. IEEE 802.11ay

IEEE 802.11ay is an amendment to IEEE 802.11ad standard, which supports faster and longer-range mGbps communication. The hallmark of this standard is its ultrahigh performance for fixed point-to-multipoint (P2MP) and point-to-point (P2P) transmissions, either indoor or outdoor. It is a standalone unlicensed protocol that provides a theoretical peak data rate of up to 100 Gbps. In addition, it provides a bandwidth of 8.64 GHz as well as supports MU-MIMO. It supports channel bonding and channel aggregation [51,58] to provide higher throughput and bandwidth. Channel bonding corresponds to when many contiguous channels are merged into a single wideband channel, there is no channel spacing between them, and they can be used as a whole hand to form a single channel. Channel aggregation, on the other hand, is frequently used to combine two or more contiguous or non-contiguous channels with channel separation between them.

Additionally, in IEEE 802.11ad, the MIMO link can accommodate up to eight spatial streams per station, depending on the environment, the antenna's directivity, and whether or not antenna polarization is used. Multiplexing gain is added to the beamforming gain by employing antenna arrays in MIMO communication. As a result, the spatial domain's variety is completely exploited, enhancing communication durability and resulting in extremely high SNR links that are almost resistant to fading. A detailed analysis of beamforming training, MAC schemes, channel bonding, and radio propagation of IEEE 802.11ay is described in [51].

4. Antennas for mmWave Industry 4.0 and beyond Communication

Antenna design at the 60 GHz mmWave band has been explored to a great extent in recent years. This is due to the advancement in CMOS and IC design technologies that support compact mmWave circuitry and RF frontends. Array antenna systems with beamforming are essential to support robust and reliable communication due to smaller wavelengths at mmWave and high susceptibility to path loss. The beamforming antennas help to improve the coverage, SNR, and effective beam steering [80]. We broadly categorize the 60 GHz smart beamforming antennas into three types: printed circuit board (PCB)-based antennas [80–97], on-chip antennas [59,98–103], and low temperature co-fired ceramic (LTCC)-based antennas [104–115]. We discuss these antennas here in detail.

4.1. PCB-Based Antennas

PCB technology is cost-effective and easy to fabricate for antenna designs [65]. For mmWave antenna design, ease of fabrication and integration is of paramount importance. PCB technology is a common choice to fulfill these requirements. Moreover, the radiation properties of a particular antenna element are also an important consideration in the technology selection process. Broadside antennas are typically easier to integrate into array configurations, whereas end-fire radiating elements lend themselves best to edge integration. Microstrip patch antennas are currently among the most used radiating elements for 60 GHz mmWave arrays, despite material losses and performance limitations at this band. Various substrates are used to design such antennas, such as FR4, Rogers, liquid crystal polymers (LCP), polytetrafluoroethylene (PTFE), etc. [81,86,116–118]. For industrial communication, some other durable substrates are also reported in the literature,

such as Arlon, but at lower frequency bands [119]. However, conductor and dielectric losses are quite high in PCB-based antennas at mmWave frequencies.

Because of the skin effect at 60 GHz, conductor losses increase manifold. A survey on various mmWave antenna designs from 10 to 100 GHz is presented in [65]. Many conventional PCB-based antennas such as microstrip patch, dipole, monopole and slot antennas are reported in the literature [81,85,86,92,95,97,120,121]. Moreover, Vivaldi antennas [122–124], dielectric resonator antennas [120,125,126], fractal antennas [127–130], and substrate-integrated waveguide (SIW)-based leaky wave antennas [96,127,131–133] are also implemented on PCB technology.

The key to enhancing antenna gain at the mmWave band is to use array configuration. A detailed overview of various mmWave array antennas, different array geometries, and the challenges in array configuration is presented in [65,134]. Microstrip-based array antennas at 60 GHz may suffer losses. The properties of the substrate and its thickness necessitate extra consideration. At 60 GHz, the substrate thickness is quite high when compared to sub-6 GHz microwave frequencies. This impacts the bandwidth and input impedance of the antenna. Moreover, proper feed structure is essential to be designed for accurate antenna performance [65]. Furthermore, a review of array antennas, including 60 GHz P2P and P2MP communication, is provided in [92].

4.2. LTCC-Based Antennas

LTCC technology has emerged in recent years for the miniaturization of portable electronics devices. It is a multilayer technology and eludes many disadvantages of PCB-based designs. LTCC is a multilayer technology that has been used for packaging ICs and has been applied to sensors, actuators, and integrated microsystems with relatively low cost and high productivity [106,109,135]. LTCC-based antennas can be employed with efficient characteristics in industrial environments as well. Various circularly polarized (CP) and linearly polarized (LP) LTCC-based antennas are reported [104,107,110–112]. Since the electric field of the wave only changes direction in a circular fashion in circularly polarized antennas, the signal strength remains constant. Thus, high gain CP antennas can be more useful for effective short-range communication in a rich scattering industrial environment. An LTCC-based phased array antenna at 60 GHz integrated with a 28 nm CMOS transceiver at 60 GHz was reported in [136].

In order to mitigate the high cost of large arrays at the 60 GHz band for beamforming or MIMO, a metamaterial-based LTCC compressed Luneburg lens antenna is reported at the 60 GHz band [113]. An assembly of stacked multilayer PCB was used to realize a high gain LTCC-based Luneburg lens antenna. A comprehensive review of various LTCC-based antenna designs at 60 GHz is presented in [106]. In the future, LTCC-based antenna designs can be employed in Industry 4.0 and beyond at 60 GHz as a low-cost and compact solution.

4.3. On-Chip Antennas

As a result of unprecedented development in integrated circuit (IC) design due to the unmatched level of integration and aggressive scaling of transistors in the last few decades, on-chip antennas have become part of the chip. Earlier, the system-in-package (SiP) approach was mainly used to include antenna design along with the chip. However, with this approach, the antennas, which have diameters on the order of wavelengths, are still outside the package and are still the bottleneck for true on-chip system realization [102]. More advancements and improvements in complementary metal oxide semiconductor (CMOS) and silicon germanium (SiGe) technologies have paved the way for the design of small-scale packaged antennas on silicon wafers using the system-on-chip (SoC) approach [59,102]. Moreover, for PCB-based antennas, the bond wires are used to connect antennas to ICs because they are typically implemented on PCBs. As a result, because these bond wires are not well characterized, matching can suffer greatly, especially at higher frequencies GHz band. In this way, on-chip antennas helped to alleviate this problem [102].

On-chip antenna configuration is governed by foundry-specific constraints, whereas on-chip antenna characterization necessitates the use of particular test fixtures. In recent years, the majority of on-chip antennas have been implemented in bulk silicon-based technologies such as CMOS and SiGe (with low resistivity of 10 ohm-cm), as opposed to other semiconductor technologies (with high resistivity) such as gallium arsenide (GaAs) [59,102].

Owing to smart manufacturing and integration techniques, these on-chip antennas can be integrated with moving objects, smart robots, moving machines, unreachable points in a factory scenario, and/or human head-mounts to provide indoor seamless connectivity at 60 GHz. Various on-chip antennas have been reported in the literature [59,101,102], among which monopole, dipole, loop, and Yagi-Uda antennas are fundamental types. An insightful demonstration of on-chip antennas, their design rules, characterization, limitations, challenges, and solutions are presented in [102]. The 60 GHz on-chip antennas, as well as the complete RF front end, are reviewed in [59]. The advantages and disadvantages of different types of 60 GHz mmWave antennas are summarized in Table 3. A comparison of various 60 GHz antennas is given in Table 4.

Table 3. Categories of 60 GHz mmWave antennas with benefits and drawbacks.

Antenna Type	Advantages	Disadvantages
Microstrip and PCB antennas	Compact, low cost, easy fabrication, light weight, easily integrable with other RF circuitry	High substrate loss, conductor and dielectric loss, feed radiation issues, impedance matching issues, bandwidth issues for thick substrates
On-chip integrated antennas	Compact, low power, light weight, low profile and multifunctional	Low gain, low efficiency, high radiation losses, complex fabrication, and complex design rules
Leaky wave and surface wave antennas	Low fabrication cost, planar tunability, no requirement of phase shifters usually	Low efficiency usually due to traveling wave, scanning angle varies with frequency, complex design considerations

Table 4. Summary of various 60 GHz antenna designs available in the literature.

Ref.	Antenna Technology	Antenna Type	Array Configuration	Peak Gain (dBi)	Size (mm × mm)
[90]	PCB	Integrated horn	Single unit structure	14.6	-
[85]	PCB	Monopole array	1 × 2	11.6	20.64 × 20
[96]	PCB	SIW coplanar fed slot	Linear array	12	30 × 5
[82]	PCB	T-slot planar	Single element	8.77	11.7 × 9.8
[84]	PCB	CP substrate-integrated cavity	4 × 4	20	30 × 30
[97]	PCB	Microstrip CP array	2 × 2	16	20 × 20
[120]	PCB	Dielectric resonator	2 × 2	11.43	-
[132]	PCB	SIW-based leaky wave	Linear array	14.5	23 × 3
[127]	PCB	SIW fractal antenna	Single SIW	4.57	4.1 × 8.6
[130]	PCB	SIW fractal antenna	Single SIW	7.9	6.5 × 9.6
[110]	LTCC	CP SIW	4 × 4	18.2	18.6 × 18.6
[107]	LTCC	Parasitic microstrip patches	4 × 4	10.5	10.1 × 8.5
[104]	LTCC	Planar aperture	16 × 16	24.6	37 × 37
[111]	LTCC	Patch with SIW feed	4 × 4	16.7	≈20 × 20
[105]	LTCC	Patch	4 × 4	17.1	13 × 13
[114]	LTCC	U-slot patch	4 × 4	16	14 × 16
[115]	LTCC	Helical	4 × 4	14	12 × 10
[103]	On-chip	Yagi	-	-8	Chip size 1.1 × 0.95
[98]	On-chip	MEMS based	9 × 9	23.3	24.75 × 24.75
[99]	On-chip	Folded slot silicon integrated	-	3.9	-

5. Research Opportunities and Future Directions

Where there are challenges, there are opportunities. Millimeter-wave communication has opened many research opportunities in wide areas of communication systems. Some key opportunities and open research questions are discussed in this section.

5.1. RF Frontend Design

First, there exists a huge room for improvement and advancements to design efficient RF frontend components. For instance, mmWave power amplifiers are usually less efficient due to the very high frequency of operation. Similarly, the design of wideband PAs and low-noise amplifiers (LNAs) at 60 GHz mmWave is also a challenge [137]. Particularly high PA efficiency will help to extend communication range and enhance battery life. The phase shifters (e.g., to be used for phased array antennas) at mmWave frequencies are quite lossy, and thus, accurate phase shifts are difficult to achieve with low insertion loss. Lossy phase shifters also reduce antenna gain at high frequencies. Thus, research should be carried out to design efficient phase shifters at mmWave bands to reduce antenna losses. In the same way, other RF components, such as mixers and voltage-controlled oscillators, must have a very large tuning range at the 60 GHz band. Likewise, the design of high-speed digital to analog converters (DAC) and analog-to-digital converts (ADC) is also a challenge. ADC is a crucial component of the 60 GHz communication system as it determines the achievable data rates.

5.2. System-on-Chip Design

The advancement in CMOS, SiGe, and IC design has led to the design of on-chip antennas (AoC) and antennas-in-package (AiP). AoC has always remained a bottleneck for the realization of true system-on-chip (SoC) RF solutions. Efficiency is the main issue in AoC due to the low resistivity and high permittivity of a silicon substrate [102]. However, some solutions, such as CMOS-MEMS (microelectromechanical systems), to suspend the antenna structure in air and keep a gap from the silicon substrate, may increase the efficiency and gain of AoC [98,102]. Moreover, the characterization and measurements of AoC are also different than those of conventional PCB-based antennas. This is because on-chip antennas are fed using small wafer probes, which are fragile and prone to damage. Any mishandling may affect the measurement results. A microscope is required to accurately place the probes on the miniature on-chip antennas or the lines feeding the antenna. Microscopes are not standard anechoic chamber equipment, so they must be carefully placed so that they do not interfere with the antenna radiation or obstruct its movement [102].

5.3. mmWave Antenna Array Design Challenges

At mmWave frequencies, array antennas are crucial for high gain and directional communication. Array designs at mmWave frequencies face additional challenges compared to low-frequency arrays [138]. The antenna element is an important part of the phased array antenna design. It has to be chosen according to the requirements of the antenna array, such as operating bandwidth, gain, sidelobe levels (SLL), polarization, etc. [139]. Extra emphasis needs to be placed on array antenna gain (to compensate for high attenuation and path loss of mmWave), size, and interoperability with other radio frequency modules in mmWave communication systems [65,139]. The high directivity of mmWave beams should ensure that interference is minimized. The substrate materials used in mmWave array antennas also affect their performance. The thermal capacity of the substrate material also limits the power. Radiation pattern, bandwidth, input impedance, and efficiency are all influenced by conductor characteristics, substrate thickness, and relative permittivity values of the substrate [65,134].

Due to closely placed antenna elements in array configuration, the mutual coupling in proximity becomes an issue for antenna design engineers and needs special attention [65]. Mutual coupling between array elements causes grating lobes and power transfer from one element to another via direct radiation and surface waves. Careful selection of the gap between the antenna elements is necessary to avoid grating lobes [140]. In some cases, grating lobes are deliberately introduced to combat the sparsity of mmWave channels with an analog beamformer [141]. These intentionally created grating lobes are employed in an analog beamformer to increase the scattering intensity in NLOS settings and therefore increase the scattering in the received signal power delay profile. Mutual coupling at

mmWave frequencies rises as the substrate becomes thicker, resulting in a greater number of surface wave modes. As a result, the array sidelobe levels and main beam shape are degraded and may also cause scan blindness [92]. Various methods to reduce the mutual coupling between array elements are reported in [142–147].

The polarization of the array antenna is also an important factor. Polarization is defined by the time-varying electric field vector at a given observation point. To overcome the polarization mismatch, multi-polarized antenna arrays are used with the improvement in diversity gain [148–150]. Polarization is also affected by mutual coupling. As the scan angle increases, the mutual coupling causes cross-polarization isolation to deteriorate [151]. To maintain polarization purity, polarization compensation techniques are sometimes used, which increase the cost and complexity of mmWave array design [152–155].

Appropriate feeding mechanisms and power division networks should be designed, and their effects should be included in the antenna design process. The performance of an array is degraded by the radiation from the feed network. Mitigating the feed connector losses in mmWave PCB-based antennas is a challenging task and demands special attention. Particularly, in an industrial environment, electromagnetic interference from other machines and electrical appliances may affect the antenna performance severely. In this way, complete electromagnetic modeling of the antenna system with respect to the industrial ambience is necessary to achieve accurate performance of the antennas. Extra care should be given to the selection of antenna element type and material properties for industrial communication.

The development challenges in mmWave antenna beamforming networks are presented in [156] that need to be addressed in future research. The review of mmWave penetration, coverage, security, scalability, attenuation, and antenna array architecture is presented in [157,158]. In order to make a robust and efficient smart antenna system, the smart antenna systems should entail rigorous RF measurements in real industrial environments. This will help to fully characterize the propagation channels of industrial wireless systems over the mmWave band.

5.4. mmWave MIMO

Since 60 GHz IEEE 802.11ay standard supports MIMO configuration [58]; thus, more advanced MIMO techniques should be designed and experimentally analyzed for different antenna directivities and single-polarized or dual-polarized transmissions. Moreover, suitable research opportunities exist for the design and implementation of dynamic adaptive dual-polarized antenna arrays for millimeter-wave, as well as low-power and low-complexity MIMO systems [159,160] that allow for flexible analog and digital beamforming and advanced signal processing techniques. MIMO, massive MIMO, and multiple antenna techniques at mmWave bands are hot cake topics for researchers [60].

Furthermore, for the wideband properties of 60 GHz channels, severe hurdles for MIMO communications may be created, particularly in multi-user scenarios. A detailed survey of MIMO channel models in wireless communication is presented in [161]. It is worthwhile to investigate adaptable systems that adjust to changing channel circumstances to attain the required performance. Additional beamforming gain might be obtained by using a denser array. Directivity and spatial multiplexing gain are provided by a mmWave MIMO architecture with a series of sub-arrays [162]. As a result, the diversity in the spatial domain is fully used, enhancing communication resilience and resulting in exceptionally high SNR channel links that are practically fading-proof in an industrial environment. Furthermore, MIMO with beamforming has been reported to enhance PHY security at 60 GHz [163], which is an active area of research for Industry 4.0 and beyond.

5.5. Beamforming

Beamforming techniques created specifically for NLOS and LOS radio channels will be required for next-generation wireless communication systems. As the size of antenna elements is much reduced at mmWave bands and a large number of antenna elements

are involved in an array configuration, thus mmWave beamforming requires more RF components and RF chains, which increases the complexity of the antenna system [164]. In this view, the huge room is available to perform research to devise efficient, less complex, and low-cost analog/digital hybrid architectures for smart antenna systems. In a factory environment, multiple antenna systems with numerous radiating elements at the access point are particularly interesting options for obtaining very high data rates (mGbps) for users sharing the same spectrum at the same time [156].

Furthermore, for an effective hardware implementation of a beamformer system operating in the mmWave band, a realistic understanding of hardware impairments, wave propagation, and antenna characteristics is required in industrial communication. Contemporary research challenges in mmWave beamforming include solving complicated challenges linked to analog/digital hybrid beamforming, polarization diversity, optimization of the beam search process, concurrent beamforming protocols, resilient adaptive beamforming, exploiting channel sparsity, and 3D beamforming. These systems must achieve the goals of lowering beamforming calculation costs, delays, and power consumption while maintaining acceptable QoS to provide mGbps throughput [62].

5.6. Terahertz Communication

Terahertz (THz) communication is considered an enabling technology to envisage beyond-5G and 6G systems [165–167]. Industry 4.0 and beyond can also benefit from THz communication for future mission-critical applications with the high demand for massive URLLC [168–172]. However, more difficult propagation conditions exist at THz frequencies, such as increased path loss, higher penetration loss, and more severe shadowing. Besides other challenges such as standardization, design of THz sources, THz integrated circuits, and advanced THz antenna fabrication techniques [173–176].

THz antennas are the key devices for THz communication because of their tiny size, wide frequency bandwidth, and high data rate [177,178]. A plethora of THz antenna designs are reported in the literature for THz communication [177,179–187], to list but a few. Graphene is extensively used in THz antennas due to its exceptional optical properties [181,188]. THz communication is believed to be an emerging and enabling technology in future Industry 4.0 and beyond to provide extremely high data rates, with open research challenges [168].

5.7. Distributed Antenna System

The relatively harsh environment in industries (as compared to homes, offices, etc.) demands robust communication solutions. Traditional co-located multi-antenna systems reduce path loss, but they are insufficient in demanding real-world industrial applications where NLOS conditions occur often [37,189,190]. URLLC in Industry 4.0 and beyond for cyber-physical systems is a crucial challenge that is anticipated to be served by distributed antenna systems at mmWave bands [191–194]. The potential of mmWave-over-fiber distributed antenna systems for high-data wireless communication was demonstrated in [191]. Measurements in a controlled anechoic chamber and a realistic environment resembling an Industry 4.0 setting revealed the potential of distributed antenna system for establishing and maintaining mGbps wireless communication while overcoming self-blocking and LOS blockage issues [191,195].

The link blockage problem must be carefully addressed in order to transmit mmWave signals through LOS pathways to the required users. This will result in effective coverage and smooth network connectivity for mmWave communication systems [139]. Distributed antenna systems can serve as a potential solution by adding the properties of mmWave communication systems [192,196].

5.8. Machine Learning for Antennas in Industry 4.0 and Beyond

The potential of exploiting machine learning (ML) is imminent in 5G and beyond-enabled Industry 4.0 and beyond. At each abstraction layer, ML is anticipated to be used

to predict service demands of Industry 4.0 and beyond as well as the evolution of the wireless channel in order to design self-optimizing and self-updating networks [197–200]. It is unveiled in [191] that the traditional multi-antenna signal processing approaches are no longer sufficient for broadband mmWave massive MIMO systems due to a large number of radiating elements involved, high data rates, and a high number of mobile users. Unlike traditional communication systems, which demand many computing resources and result in unacceptable latency, deep-learning-based approaches take advantage of natural channel sparsity to efficiently precode and modulate data into several streams and send it to the distributed system [191,201–203]. Moreover, a physics-inspired neural network is used in [204] to design a reconfigurable coded metasurface for dynamic beam steering. Such type of ML-based reconfigurable antennas possess huge potential for Industry 4.0 and beyond applications, where the smart antennas system is required to reconfigure its radiation pattern in real-time based on blockage, jamming, and NLOS scenarios.

5.9. Reconfigurable Intelligent Surfaces

Reconfigurable intelligent surface (RIS) is a groundbreaking technique for reconfiguring the wireless propagation environment through software-controlled reflections to achieve enhanced spectral and energy efficiency in a cost-effective manner [205–210]. Some alternative terms are also used for RIS, such as intelligent reflecting surface (IRS) or software-controlled metasurfaces [211,212]. By changing the phase and/or amplitude, the elements of RIS can separately reflect the incident signal. In this way, beamforming for directional signal augmentation or null placement is performed. Radiating elements, control circuitry using PIN diodes or varactors, and a controller or field-programmable gate array (FPGA) [213,214]. RIS technology is still in its infancy; however, most of the development aspects of RIS are presented in detail in [215,216]. Furthermore, beamforming development with RIS is studied in [217–219].

RIS provides a unique and cost-effective method for proactively combating wireless channel impairments. In this view, RIS-aided industrial communication is an emerging research area with huge potential [208,220]. RIS-aided wireless communication carries the promising potential to be an enabling technology to assist smart communication in Industry 4.0 and Industry 5.0 [25]. Due to densely distributed industrial equipment (such as metal machinery, unpredictable movement of things (robots and trucks), wooden structures, and thick pillars), wireless signals are easily blocked and reduce performance reliability. When the direct communication link is impeded, RIS is a viable choice to provide an alternate transmission link [21,25,221,222]. The communication link can be created using a RIS mounted on the factory ceiling or the wall, delivering mission-critical industrial communication with seamless, reliable connectivity. A vision of RIS-enabled communication in Industry 4.0 and beyond seems to become a reality in the near future.

6. Conclusions

The increasing demand for URLLC as a result of burgeoning sophisticated and mission-critical applications in Industry 4.0 and beyond necessitates more spectrum and new technologies. The mmWave communications appear to be the key to delivering the solution. As a result, future 5G networks and WLANs are paying close attention to mmWave communications to enable the full potential of Industry 4.0. First, we presented an overview of Industry 4.0 and the stringent communication requirements. We then highlighted the issues associated with existing sub-6 GHz industrial wireless standards and their limitations in the industrial context.

Unfurling the challenges of communication at sub-6 GHz ISM bands, we then unfolded the prospects of mmWave communication in an industrial setting. We highlighted the potential advantages, prospects, and challenges of the 60 GHz mmWave ISM band for URLLC in factory automation from the viewpoint of Industry 4.0 and beyond. The WiGig consortium has been working to widespread 60 GHz unlicensed spectrum worldwide, which can be leveraged for smart industrial communication and operations. A detailed dis-

cussion on IEEE 802.11 ad and 802.11 ay standards for multi-gigabits-per-second data rate communication is also presented. We also identified the prospects of the 60 GHz spectrum for mission-critical and low-latency applications in smart factory automation. Moreover, the propagation challenges at the 60 GHz band were also elucidated. Furthermore, it is expounded that beamforming is a crucial requirement at 60 GHz communication to ensure directional communication. In this view, smart beamforming array antennas as PHY candidates are of paramount importance. We present the review of various state-of-the-art 60 GHz mmWave antenna antennas suitable for Industry 4.0 and beyond. Moreover, several challenges of mmWave antenna design are also highlighted.

Various future directions and opportunities are highlighted in this review. The design challenges of mmWave array antennas are presented along with the need for robust RF frontend circuitry. The challenges of on-chip antennas and integrated system design are highlighted to devise solutions for them. Novel research aspects of efficient MIMO and beamforming techniques associated with mmWave communication are explored. Moreover, the potential of THz communication and THz antennas, along with their challenges, is presented for the next generation of wireless communication. Moreover, light is shed on the capabilities of distributed antenna systems to provide seamless connectivity at mmWave bands. The role of machine learning to design smart antennas is emphasized, which is a demanding area of research. Furthermore, the irrefutable potential of IRS as a key enabler for the next generation of wireless communication is looming. In this view, we accentuated the promising potential of IRS-assisted smart factories to ensure URLLC in Industry 4.0 and beyond.

As a final remark, the 60 GHz mmWave communication with smart antennas holds a promising potential for future industrial automation systems. The use of the huge bandwidth of the mmWave spectrum can pave the way for a wide range of capabilities for Industry 4.0 and beyond. For instance, smart robots, cognitive machines, and other industrial automation systems enable them to actively interact with objects and safely navigate their surroundings using wireless cameras and vision technology. This will facilitate them to become accustomed to changing manufacturing-line conditions, thus unfolding a whole new world of industrial automation possibilities in Industry 4.0 and beyond.

Author Contributions: Conceptualization, A.J., M.U.R., N.A. and T.K.; resources, M.U.R., Q.H.A., M.A.I., N.R., S.A. and O.P.F.; writing—original draft preparation, A.J. and M.U.R.; writing—review and editing, M.U.R., N.A., T.K., N.R., P.M.R.-u.-S., S.A. and O.P.F.; visualization, A.J. and M.U.R.; supervision, M.U.R., Q.H.A. and M.A.I.; project administration, M.U.R., N.R. and S.A.; funding acquisition, M.U.R., N.R., S.A., P.M.R.-u.-S., O.P.F. and N.A. All authors have read and agreed to the published version of the manuscript.

Funding: This research received no external funding.

Institutional Review Board Statement: Not applicable.

Informed Consent Statement: Not applicable.

Data Availability Statement: Not applicable.

Conflicts of Interest: The authors declare no conflict of interest.

Abbreviations

The following abbreviations are used in this paper.

3GPP	Third-Generation Partnership Project
5G	Fifth Generation
6G	Sixth Generation
CMOS	Complementary Metal Oxide Semiconductor
FPGA	Field-Programmable Gate Array
IC	Integrated Circuit
IoT	Internet of Things
ISM	Industrial Scientific and Medical
M2M	Machine to Machine
mGbps	Multi-Gigabits per Second
MIMO	Multiple-Input-Multiple-Output
ML	Machine Learning
mmWave	Millimeter Wave
NR	New Radio
P2P	Point-to-Point
P2MP	Point-to-Multipoint
PIN	Positive Intrinsic Negative
SNR	Signal-to-Noise Ratio
SiP	System-in-Package
SoC	System-on-Chip
URLLC	Ultra-Reliable and Low-Latency Communication
WiGig	Wireless Gigabit

References

- Xu, X.; Lu, Y.; Vogel-Heuser, B.; Wang, L. Industry 4.0 and Industry 5.0—Inception, conception and perception. *J. Manuf. Syst.* **2021**, *61*, 530–535. [[CrossRef](#)]
- Meindl, B.; Ayala, N.F.; Mendonça, J.; Frank, A.G. The four smarts of Industry 4.0: Evolution of ten years of research and future perspectives. *Technol. Forecast. Soc. Chang.* **2021**, *168*, 120784. [[CrossRef](#)]
- Kaloom, T.; Ramzan, N.; Ahmed, S.; Ur-Rehman, M. Advances in sensor technologies in the era of smart factory and industry 4.0. *Sensors* **2020**, *20*, 6783. [[CrossRef](#)]
- Aceto, G.; Persico, V.; Pescapé, A. Industry 4.0 and health: Internet of things, big data, and cloud computing for healthcare 4.0. *J. Ind. Inf. Integr.* **2020**, *18*, 100129. [[CrossRef](#)]
- Kaloom, T.; Ahmed, S.; Rafi-Ul-Shan, P.M.; Azmat, M.; Akhtar, P.; Pervez, Z.; Imran, M.A.; Ur-Rehman, M. Impact of IoT on Manufacturing Industry 4.0: A new triangular systematic review. *Sustainability* **2021**, *13*, 12506. [[CrossRef](#)]
- Singh, H. Big data, industry 4.0 and cyber-physical systems integration: A smart industry context. *Mater. Today Proc.* **2021**, *46*, 157–162. [[CrossRef](#)]
- Pivoto, D.G.S.; de Almeida, L.F.F.; da Rosa Righi, R.; Rodrigues, J.J.P.C.; Lugli, A.B.; Alberti, A.M. Cyber-physical systems architectures for industrial internet of things applications in Industry 4.0: A literature review. *J. Manuf. Syst.* **2021**, *58*, 176–192. [[CrossRef](#)]
- Tao, F.; Qi, Q.; Wang, L.; Nee, A.Y.C. Digital twins and cyber-physical systems toward smart manufacturing and industry 4.0: Correlation and comparison. *Engineering* **2019**, *5*, 653–661. [[CrossRef](#)]
- Peres, R.S.; Jia, X.; Lee, J.; Sun, K.; Colombo, A.W.; Barata, J. Industrial artificial intelligence in industry 4.0-systematic review, challenges and outlook. *IEEE Access* **2020**, *8*, 220121–220139. [[CrossRef](#)]
- Javaid, M.; Haleem, A.; Singh, R.P.; Suman, R. Artificial intelligence applications for industry 4.0: A literature-based study. *J. Ind. Integr. Manag.* **2021**, 1–29. [[CrossRef](#)]
- Mhlanga, D. Artificial intelligence in the industry 4.0, and its impact on poverty, innovation, infrastructure development, and the sustainable development goals: Lessons from emerging economies? *Sustainability* **2021**, *13*, 5788. [[CrossRef](#)]
- Dopico, M.; Gómez, A.; De la Fuente, D.; García, N.; Rosillo, R.; Puche, J. A vision of industry 4.0 from an artificial intelligence point of view. In Proceedings of the International Conference on Artificial Intelligence (ICAI), Las Vegas, NV, USA, 26–29 June 2006; p. 407.
- Alhayani, B.; Kwekha-Rashid, A.S.; Mahajan, H.B.; Ilhan, H.; Uke, N.; Alkhayyat, A.; Mohammed, H.J. 5G standards for the Industry 4.0 enabled communication systems using artificial intelligence: Perspective of smart healthcare system. *Appl. Nanosci.* **2022**, 1–11. [[CrossRef](#)] [[PubMed](#)]
- Schwab, K. *The Fourth Industrial Revolution*; Penguin Random House; LLC: New York, NY, USA, 2017.
- Wollschlaeger, M.; Sauter, T.; Jasperneite, J. The future of industrial communication: Automation networks in the era of the internet of things and industry 4.0. *IEEE Ind. Electron. Mag.* **2017**, *11*, 17–27. [[CrossRef](#)]

16. Vaidya, S.; Ambad, P.; Bhosle, S. Industry 4.0—A glimpse. *Procedia Manuf.* **2018**, *20*, 233–238. [[CrossRef](#)]
17. Xu, L.D.; Xu, E.L.; Li, L. Industry 4.0: State of the art and future trends. *Int. J. Prod. Res.* **2018**, *56*, 2941–2962. [[CrossRef](#)]
18. Haghnegahdar, L.; Joshi, S.S.; Dahotre, N.B. From IoT-based cloud manufacturing approach to intelligent additive manufacturing: Industrial Internet of Things—An overview. *Int. J. Adv. Manuf. Technol.* **2022**, *119*, 1461–1478. [[CrossRef](#)]
19. Dilberoglu, U.M.; Gharehpapagh, B.; Yaman, U.; Dolen, M. The role of additive manufacturing in the era of industry 4.0. *Procedia Manuf.* **2017**, *11*, 545–554. [[CrossRef](#)]
20. Pfeiffer, S. Robots, Industry 4.0 and humans, or why assembly work is more than routine work. *Societies* **2016**, *6*, 16. [[CrossRef](#)]
21. Van Huynh, D.; Khosravirad, S.R.; Nguyen, L.D.; Duong, T.Q. Multiple relay robots-assisted URLLC for industrial automation with deep neural networks. In Proceedings of the 2021 IEEE Global Communications Conference (GLOBECOM), Madrid, Spain, 7–11 December 2021; pp. 1–5.
22. Ranjha, A.; Kaddoum, G.; Dev, K. Facilitating URLLC in UAV-assisted relay systems with multiple-mobile robots for 6G Networks: A prospective of agriculture 4.0. *IEEE Trans. Ind. Inform.* **2021**. [[CrossRef](#)]
23. Østergaard, E.H. Welcome to industry 5.0. Retrieved Febr. **2018**, *5*, 2020.
24. Maddikunta, P.K.R.; Pham, Q.-V.; Prabadevi, B.; Deepa, N.; Dev, K.; Gadekallu, T.R.; Ruby, R.; Liyanage, M. Industry 5.0: A survey on enabling technologies and potential applications. *J. Ind. Inf. Integr.* **2021**, *26*, 100257. [[CrossRef](#)]
25. Firyaguna, F.; John, J.; Khyam, M.O.; Pesch, D.; Armstrong, E.; Claussen, H.; Poor, H.V. Towards Industry 5.0: Intelligent Reflecting Surface (IRS) in Smart Manufacturing. *arXiv* **2022**, arXiv:2201.02214.
26. Aceto, G.; Persico, V.; Pescapé, A. A survey on information and communication technologies for industry 4.0: State-of-the-art, taxonomies, perspectives, and challenges. *IEEE Commun. Surv. Tutor.* **2019**, *21*, 3467–3501. [[CrossRef](#)]
27. Luvisotto, M.; Pang, Z.; Dzung, D. High-performance wireless networks for industrial control applications: New targets and feasibility. *Proc. IEEE.* **2019**, *107*, 1074–1093. [[CrossRef](#)]
28. Li, X.; Li, D.; Wan, J.; Vasilakos, A.V.; Lai, C.F.; Wang, S. A review of industrial wireless networks in the context of industry 4.0. *Wirel. Netw.* **2017**, *23*, 23–41. [[CrossRef](#)]
29. Wang, Q.; Jiang, J. Comparative examination on architecture and protocol of industrial wireless sensor network standards. *IEEE Commun. Surv. Tutor.* **2016**, *18*, 2197–2219. [[CrossRef](#)]
30. Christin, D.; Mogre, P.S.; Hollick, M. Survey on wireless sensor network technologies for industrial automation: The security and quality of service perspectives. *Future Internet* **2010**, *2*, 96–125. [[CrossRef](#)]
31. Holfeld, B.; Wieruch, D.; Wirth, T.; Thiele, L.; Ashraf, S.A.; Huschke, J.; Aktas, I.; Ansari, J. Wireless communication for factory automation: An opportunity for LTE and 5G systems. *IEEE Commun. Mag.* **2016**, *54*, 36–43. [[CrossRef](#)]
32. Yu, H.; Zeng, P.; Xu, C. Industrial wireless control networks: From WIA to the future. *Engineering* **2021**, *8*, 18–24. [[CrossRef](#)]
33. Galloway, B.; Hancke, G.P. Introduction to industrial control networks. *IEEE Commun. Surv. Tutor.* **2012**, *15*, 860–880. [[CrossRef](#)]
34. Ho, T.M.; Tran, T.D.; Nguyen, T.T.; Kazmi, S.M.A.; Le, L.B.; Hong, C.S.; Hanzo, L. Next-generation wireless solutions for the smart factory, smart vehicles, the smart grid and smart cities. *arXiv* **2019**, arXiv:1907.10102.
35. Rao, S.K.; Prasad, R. Impact of 5G technologies on industry 4.0. *Wirel. Pers. Commun.* **2018**, *100*, 145–159. [[CrossRef](#)]
36. Brown, G.; Analyst, P.; Reading, H. Ultra-reliable low-latency 5G for industrial automation. *Technol. Rep. Qualcomm.* **2018**, *2*, 52065394.
37. Giordani, M.; Polese, M.; Mezzavilla, M.; Rangan, S.; Zorzi, M. Toward 6G networks: Use cases and technologies. *IEEE Commun. Mag.* **2020**, *58*, 55–61. [[CrossRef](#)]
38. Saad, W.; Bennis, M.; Chen, M. A vision of 6G wireless systems: Applications, trends, technologies, and open research problems. *IEEE Netw.* **2019**, *34*, 134–142. [[CrossRef](#)]
39. De Alwis, C.; Kalla, A.; Pham, Q.V.; Kumar, P.; Dev, K.; Hwang, W.-J.; Liyan, M. Survey on 6G frontiers: Trends, applications, requirements, technologies and future research. *IEEE Open J. Commun. Soc.* **2021**, *2*, 836–886. [[CrossRef](#)]
40. Zhao, Y.; Zhao, J.; Zhai, W.; Sun, S.; Niyato, D.; Lam, K.Y. A survey of 6G wireless communications: Emerging technologies. In Proceedings of the Future of Information and Communication Conference, Vancouver, BC, Canada, 29–30 April 2021; pp. 150–170.
41. Tambare, P.; Meshram, C.; Lee, C.C.; Ramteke, R.J.; Imoize, A.L. Performance Measurement System and Quality Management in Data-Driven Industry 4.0: A Review. *Sensors* **2021**, *22*, 224. [[CrossRef](#)]
42. Imoize, A.L.; Adedeji, O.; Tandiya, N.; Shetty, S. 6G enabled smart infrastructure for sustainable society: Opportunities, challenges, and research roadmap. *Sensors* **2021**, *21*, 1709. [[CrossRef](#)] [[PubMed](#)]
43. Ranjha, A.; Kaddoum, G.; Rahim, M.; Dev, K. URLLC in UAV-enabled multicasting systems: A dual time and energy minimization problem using UAV speed, altitude and beamwidth. *Comput. Commun.* **2022**, *187*, 125–133. [[CrossRef](#)]
44. She, C.; Sun, C.; Gu, Z.; Li, Y.; Yang, C.; Poor, H.V.; Vucetic, B. A tutorial on ultrareliable and low-latency communications in 6G: Integrating domain knowledge into deep learning. *Proc. IEEE* **2021**, *109*, 204–246. [[CrossRef](#)]
45. Cheffena, M. Industrial wireless communications over the millimeter wave spectrum: Opportunities and challenges. *IEEE Commun. Mag.* **2016**, *54*, 66–72. [[CrossRef](#)]
46. Pielli, C.; Ropitault, T.; Zorzi, M. The potential of mmwaves in smart industry: Manufacturing at 60 ghz. In Proceedings of the International Conference on Ad-Hoc Networks and Wireless, Saint-Malo, France, 5–7 September 2018; pp. 64–76.
47. Imran, M.A.; Hussain, S.; Abbasi, Q.H. *Wireless Automation as an Enabler for the Next Industrial Revolution*; John Wiley & Sons: Hoboken, NJ, USA, 2020.

48. Lagen, S.; Giupponi, L.; Goyal, S.; Patriciello, N.; Bojovic, B.; Demir, A.; Beluri, M. New radio beam-based access to unlicensed spectrum: Design challenges and solutions. *IEEE Commun. Surv. Tutor.* **2019**, *22*, 8–37. [[CrossRef](#)]
49. Yang, J.; Ai, B.; You, I.; Imran, M.; Wang, L.; Guan, K.; He, D.; Zhong, Z.; Keusgen, W. Ultra-reliable communications for industrial internet of things: Design considerations and channel modeling. *IEEE Netw.* **2019**, *33*, 104–111. [[CrossRef](#)]
50. Mazgula, J.; Sapis, J.; Hashmi, U.S.; Viswanathan, H. Ultra reliable low latency communications in mmWave for factory floor automation. *J. Indian Inst. Sci.* **2020**, *100*, 303–314. [[CrossRef](#)]
51. Ghasempour, Y.; Da Silva, C.R.C.M.; Cordeiro, C.; Knightly, E.W. IEEE 802.11ay: Next-Generation 60 GHz Communication for 100 Gb/s Wi-Fi. *IEEE Commun. Mag.* **2017**, *55*, 186–192. [[CrossRef](#)]
52. Nitsche, T.; Cordeiro, C.; Flores, A.B.; Knightly, E.W.; Perahia, E.; Widmer, J.C. IEEE 802.11 ad: Directional 60 GHz communication for multi-Gigabit-per-second Wi-Fi. *IEEE Commun. Mag.* **2014**, *52*, 132–141. [[CrossRef](#)]
53. Hansen, C.J. WiGiG: Multi-gigabit wireless communications in the 60 GHz band. *IEEE Wirel. Commun.* **2011**, *18*, 6–7. [[CrossRef](#)]
54. Patriciello, N.; Lagén, S.; Bojović, B.; Giupponi, L. NR-U and IEEE 802.11 technologies coexistence in unlicensed mmWave spectrum: Models and evaluation. *IEEE Access* **2020**, *8*, 71254–71271. [[CrossRef](#)]
55. Patriciello, N.; Goyal, S.; Lagen, S.; Giupponi, L.; Bojovic, B.; Demir, A.; Beluri, M. NR-U and WiGig coexistence in 60 GHz bands. *arXiv* **2020**, arXiv:2001.04779.
56. Segura, D.; Khatib, E.J.; Munilla, J.; Barco, R. 5G Numerologies Assessment for URLLC in Industrial Communications. *Sensors* **2021**, *21*, 2489. [[CrossRef](#)]
57. Zaidi, A.A.; Baldemair, R.; Tullberg, H.; Bjorkegren, H.; Sundstrom, L.; Medbo, J.; Kilinc, C.; Da Silva, I. Waveform and numerology to support 5G services and requirements. *IEEE Commun. Mag.* **2016**, *54*, 90–98. [[CrossRef](#)]
58. Zhou, P.; Cheng, K.; Han, X.; Fang, X.; Fang, Y.; He, R.; Long, Y.; Liu, Y. IEEE 802.11 ay-based mmWave WLANs: Design challenges and solutions. *IEEE Commun. Surv. Tutor.* **2018**, *20*, 1654–1681. [[CrossRef](#)]
59. Rappaport, T.S.; Murdock, J.N.; Gutierrez, F. State of the art in 60-GHz integrated circuits and systems for wireless communications. *Proc. IEEE* **2011**, *99*, 1390–1436. [[CrossRef](#)]
60. Busari, S.A.; Huq, K.M.S.; Mumtaz, S.; Dai, L.; Rodriguez, J. Millimeter-wave massive MIMO communication for future wireless systems: A survey. *IEEE Commun. Surv. Tutor.* **2017**, *20*, 836–869. [[CrossRef](#)]
61. Niu, Y.; Li, Y.; Jin, D.; Su, L.; Vasilakos, A.V. A survey of millimeter wave communications (mmWave) for 5G: Opportunities and challenges. *Wirel. Netw.* **2015**, *21*, 2657–2676. [[CrossRef](#)]
62. Kutty, S.; Sen, D. Beamforming for millimeter wave communications: An inclusive survey. *IEEE Commun. Surv. Tutor.* **2015**, *18*, 949–973. [[CrossRef](#)]
63. Hong, W.; Kwang-Hyun, B.; Seungtae, K. Millimeter-wave 5G antennas for smartphones: Overview and experimental demonstration. *IEEE Trans. Antennas Propag.* **2017**, *65*, 6250–6261. [[CrossRef](#)]
64. Hong, W.; Jiang, Z.H.; Yu, C.; Zhou, J.; Chen, P.; Yu, Z.; Zhang, H.; Yang, B.; Pang, X.; Jiang, M.; et al. Multibeam antenna technologies for 5G wireless communications. *IEEE Trans. Antennas Propag.* **2017**, *65*, 6231–6249. [[CrossRef](#)]
65. Ghosh, S.; Sen, D. An inclusive survey on array antenna design for millimeter-wave communications. *IEEE Access* **2019**, *7*, 83137–83161. [[CrossRef](#)]
66. Smulders, P.; Yang, H.; Akkermans, I. On the design of low-cost 60-GHz radios for multigigabit-per-second transmission over short distances [topics in radio communications]. *IEEE Commun. Mag.* **2007**, *45*, 44–51. [[CrossRef](#)]
67. Bandy, Y.; Rather, G.M.; Begh, G.R. Effect of atmospheric absorption on millimetre wave frequencies for 5G cellular networks. *IET Commun.* **2019**, *13*, 265–270. [[CrossRef](#)]
68. Chiarello, L.; Baracca, P.; Upadhya, K.; Khosravirad, S.R.; Mandelli, S.; Wild, T. Jamming Resilient Indoor Factory Deployments: Design and Performance Evaluation. *arXiv* **2022**, arXiv:2202.01272.
69. Rangan, S.; Rappaport, T.S.; Erkip, E. Millimeter-wave cellular wireless networks: Potentials and challenges. *Proc. IEEE* **2014**, *102*, 366–385. [[CrossRef](#)]
70. Doan, C.H.; Emami, S.; Sobel, D.A.; Niknejad, A.M.; Brodersen, R.W. Design considerations for 60 GHz CMOS radios. *IEEE Commun. Mag.* **2004**, *42*, 132–140. [[CrossRef](#)]
71. Zekri, A.B.; Ajgou, R. Study of mmWave channels for different scenarios. In Proceedings of the 2019 6th International Conference on Image and Signal Processing and Their Applications (ISPA), Mostaganem, Algeria, 24–25 November 2019; pp. 1–6.
72. Manan, W.; Obeidat, H.; Al-Abdullah, A.; Abd-Alhameed, R.; Hu, F. Indoor to indoor and indoor to outdoor millimeter wave propagation channel simulations at 26 Ghz, 28 Ghz and 60 Ghz for 5G mobile networks. *Int. J. Eng. Sci.* **2018**, *7*, 8–18.
73. Solomitckii, D.; Orsino, A.; Andreev, S.; Koucheryavy, Y.; Valkama, M. Characterization of mmWave channel properties at 28 and 60 GHz in factory automation deployments. In Proceedings of the 2018 IEEE Wireless Communications and Networking Conference (WCNC), Barcelona, Spain, 15–18 April 2018; pp. 1–6.
74. Xu, H.; Kukshya, V.; Rappaport, T.S. Spatial and temporal characteristics of 60-GHz indoor channels. *IEEE J. Sel. Areas Commun.* **2002**, *20*, 620–630. [[CrossRef](#)]
75. Sun, S.; Rappaport, T.S. Multi-beam antenna combining for 28 GHz cellular link improvement in urban environments. In Proceedings of the 2013 IEEE Global Communications Conference (GLOBECOM), Atlanta, GA, USA, 9–13 December 2013; pp. 3754–3759.
76. Baykas, T.; Sum, C.-S.; Lan, Z.; Wang, J.; Rahman, M.A.; Harada, H.; Kato, S. IEEE 802.15. 3c: The first IEEE wireless standard for data rates over 1 Gb/s. *IEEE Commun. Mag.* **2011**, *49*, 114–121. [[CrossRef](#)]

77. IEEE 802.11 Working Group. IEEE 802.11 ad, amendment 3: Enhancements for very high throughput in the 60 GHz band. *IEEE Stand.* **2012**, *802*. [[CrossRef](#)]
78. Qualcomm. Global Update on Spectrum for 4G & 5G. Qualcomm Inc., San Diego, CA, White Pap. 2020; (December), 1–21. Available online: <https://www.qualcomm.com/media/documents/files/spectrum-for-4g-and-5g.pdf> (accessed on 20 February 2022).
79. 5G Americas. 5G Americas White Paper on 5G Spectrum Recommendations. Published online 2017, 5–7. Available online: <https://www.fcc.gov/document/fcc-promotes-higher-frequency-spectrum-future-wireless-technology-0/> (accessed on 20 February 2022).
80. Celik, N.; Iskander, M.F.; Emrick, R.; Franson, S.J.; Holmes, J. Implementation and experimental verification of a smart antenna system operating at 60 GHz band. *IEEE Trans. Antennas Propag.* **2008**, *56*, 2790–2800. [[CrossRef](#)]
81. Liu, H.; He, Y.; Wong, H. Printed U-slot patch antenna for 60GHz applications. In Proceedings of the 2013 IEEE International Workshop on Electromagnetics, Applications and Student Innovation Competition, Kowloon, China, 1–3 August 2013; pp. 153–155. [[CrossRef](#)]
82. Phalak, K.; Sebak, A. Surface Integrated waveguide based triangular cavity backed T slot planar antenna at 60 GHz. In Proceedings of the 2014 IEEE Antennas and Propagation Society International Symposium (APSURSI), Memphis, TN, USA, 6–11 July 2014; pp. 1495–1496. [[CrossRef](#)]
83. Raj, C.; Suganthi, S. Performance analysis of antenna with different substrate materials at 60 GHz. In Proceedings of the 2017 International Conference on Wireless Communications, Signal Processing and Networking (WiSPNET), Chennai, India, 22–24 March 2017; pp. 2537–2539.
84. Zhu, J.; Liao, S.; Li, S.; Xue, Q. 60 GHz wideband high-gain circularly polarized antenna array with substrate integrated cavity excitation. *IEEE Antennas Wirel. Propag. Lett.* **2018**, *17*, 751–755. [[CrossRef](#)]
85. Mneesy, T.S.; Hamad, R.K.; Zaki, A.I.; Ali, W.A.E. A novel high gain monopole antenna array for 60 GHz millimeter-wave communications. *Appl. Sci.* **2020**, *10*, 4546. [[CrossRef](#)]
86. Chen, Z.N.; Qing, X.; Sun, M.; Gong, K.; Hong, W. 60-GHz antennas on PCB. In Proceedings of the 8th European Conference on Antennas and Propagation (EuCAP 2014), The Hague, The Netherlands, 6–11 April 2014; pp. 533–536.
87. Baniya, P.; Melde, K.L. 360° Switched Beam SIW Horn Arrays at 60 GHz, Phase Centers, and Friis Equation. In Proceedings of the 2021 United States National Committee of URSI National Radio Science Meeting (USNC-URSI NRSM), Boulder, CO, USA, 4–9 January 2021; pp. 113–114. [[CrossRef](#)]
88. Ur Rehman, M.; Safdar, G.A. *LTE Communications and Networks: Femtocells and Antenna Design Challenges*; John Wiley & Sons: Hoboken, NJ, USA, 2018.
89. Ur-Rehman, M.; Malik, N.A.; Yang, X.; Abbasi, Q.H.; Zhang, Z.; Zhao, N. A low profile antenna for millimeter-wave body-centric applications. *IEEE Trans. Antennas Propag.* **2017**, *65*, 6329–6337. [[CrossRef](#)]
90. Pan, B.; Li, Y.; Ponchak, G.E.; Papapolymerou, J.; Tentzeris, M.M. A 60-GHz CPW-fed high-gain and broadband integrated horn antenna. *IEEE Trans. Antennas Propag.* **2009**, *57*, 1050–1056. [[CrossRef](#)]
91. Baniya, P.; Melde, K.L. Switched beam SIW horn arrays at 60 GHz for 360° reconfigurable chip-to-chip communications with interference considerations. *IEEE Access* **2021**, *9*, 100460–100471. [[CrossRef](#)]
92. Federico, G.; Caratelli, D.; Theis, G.; Smolders, A.B. A Review of Antenna Array Technologies for Point-to-Point and Point-to-Multipoint Wireless Communications at Millimeter-Wave Frequencies. *Int. J. Antennas Propag.* **2021**, *2021*, 5559765. [[CrossRef](#)]
93. Hussain, M.; Naqvi, S.I.; Awan, W.A.; Ali, W.A.E.; Ali, E.M.; Khan, S.; Alibakhshikenari, M. Simple wideband extended aperture antenna-inspired circular patch for V-band communication systems. *AEU-Int. J. Electron. Commun.* **2022**, *144*, 154061. [[CrossRef](#)]
94. Haider, M.F.; Alam, S.; Sagor, M.H. V-shaped patch antenna for 60 GHz mmWave communications. In Proceedings of the 2018 3rd International Conference for Convergence in Technology (I2CT), Pune, India, 6–8 April 2018; pp. 1–4.
95. Saini, J.; Agarwal, S.K. Design a single band microstrip patch antenna at 60 GHz millimeter wave for 5G application. In Proceedings of the 2017 International Conference on Computer, Communications and Electronics (Comptelix), Jaipur, India, 1–2 July 2017; pp. 227–230.
96. Vettikalladi, H.; Sethi, W.T.; Himdi, M.; Alkanhal, M. 60 GHz beam-tilting coplanar slotted SIW antenna array. *Frequenz* **2022**, *76*, 29–36. [[CrossRef](#)]
97. Li, M.; Luk, K.M. Low-cost wideband microstrip antenna array for 60-GHz applications. *IEEE Trans. Antennas Propag.* **2014**, *62*, 3012–3018. [[CrossRef](#)]
98. Li, J.; Matos, C.; Chen, S.; Ghalichechian, N. Fundamental improvement to the efficiency of on-chip mmWave phased arrays using MEMS suspension. *IEEE Antennas Wirel. Propag. Lett.* **2021**, *20*, 473–477. [[CrossRef](#)]
99. Pilard, R.; Giancesello, F.; Gloria, D.; Titz, D.; Ferrero, F.; Luxey, C. 60 GHz HR SOI CMOS antenna for a system-on-chip integration scheme targeting high data-rate kiosk applications. In Proceedings of the 2011 IEEE International Symposium on Antennas and Propagation (APSURSI), Spokane, WA, USA, 3–8 July 2011; pp. 895–898.
100. Bijumon, P.V.; Antar, Y.M.M.; Freundorfer, A.P.; Sayer, M. Integrated dielectric resonator antennas for system on-chip applications. In Proceedings of the 2007 International Conference on Microelectronics, Cairo, Egypt, 29–31 December 2007; pp. 275–278.
101. Rappaport, T.S.; Gutierrez, F., Jr.; Al-Attar, T. Millimeter-wave and terahertz wireless RFIC and on-chip antenna design: Tools and layout techniques. In Proceedings of the 2009 IEEE Globecom Workshops, Honolulu, HI, USA, 30 November–4 December 2009; pp. 1–7.
102. Cheema, H.M.; Shamim, A. The last barrier: On-chip antennas. *IEEE Microw. Mag.* **2013**, *14*, 79–91. [[CrossRef](#)]

103. Hsu, S.S.; Wei, K.C.; Hsu, C.Y.; Ru-Chuang, H. A 60-GHz millimeter-wave CPW-fed Yagi antenna fabricated by using 0.18- μ CMOS technology. *IEEE Electron. Device Lett.* **2008**, *29*, 625–627. [[CrossRef](#)]
104. Li, P.F.; Liao, S.; Xue, Q.; Qu, S.W. 60 GHz dual-polarized high-gain planar aperture antenna array based on LTCC. *IEEE Trans. Antennas Propag.* **2019**, *68*, 2883–2894. [[CrossRef](#)]
105. Zhang, W.; Zhang, Y.P.; Sun, M.; Luxey, C.; Titz, D.; Ferrero, F. A 60-GHz circularly-polarized array antenna-in-package in LTCC technology. *IEEE Trans. Antennas Propag.* **2013**, *61*, 6228–6232. [[CrossRef](#)]
106. Ullah, U.; Mahyuddin, N.; Arifin, Z.; Abdullah, M.Z.; Marzuki, A. Antenna in LTCC technologies: A review and the current state of the art. *IEEE Antennas Propag. Mag.* **2015**, *57*, 241–260. [[CrossRef](#)]
107. Lee, H.J.; Li, E.S.; Jin, H.; Li, C.Y.; Chin, K.S. 60 GHz wideband LTCC microstrip patch antenna array with parasitic surrounding stacked patches. *IET Microw. Antennas Propag.* **2019**, *13*, 35–41. [[CrossRef](#)]
108. Emami, M. A Reconfigurable, LTCC-Based, Ultra-Wideband Periodic Leaky-Wave Antenna with Circular Polarization at 60 GHz. Master's Dissertation, École de Technologie Supérieure, Montreal, QC, Canada, 2022. Available online: <https://espace.etsmtl.ca/id/eprint/2815> (accessed on 27 February 2022).
109. Kam, D.G.; Liu, D.; Natarajan, A.; Reynolds, S.; Chen, H.C.; Floyd, B.A. LTCC packages with embedded phased-array antennas for 60 GHz communications. *IEEE Microw. Wirel. Compon. Lett.* **2011**, *21*, 142–144. [[CrossRef](#)]
110. Lamminen, A.E.I.; Saily, J.; Vimpari, A.R. 60-GHz patch antennas and arrays on LTCC with embedded-cavity substrates. *IEEE Trans. Antennas Propag.* **2008**, *56*, 2865–2874. [[CrossRef](#)]
111. Zhu, J.; Yang, Y.; Chu, C.; Li, S.; Liao, S.; Xue, Q. Low-profile wideband and high-gain LTCC patch antenna array for 60 GHz applications. *IEEE Trans. Antennas Propag.* **2019**, *68*, 3237–3242. [[CrossRef](#)]
112. Li, Y. Circularly Polarized SIW Slot LTCC Antennas at 60 GHz. In *Substrate-Integrated Millimeter-Wave Antennas for Next-Generation Communication and Radar Systems*; Wiley: Hoboken, NJ, USA, 2021; pp. 177–195.
113. Zelenchuk, D.; Kärnfelt, C.; Gallee, F.; Munina, I. Metamaterial-based LTCC Compressed Luneburg Lens Antenna at 60 GHz for Wireless Communications. In Proceedings of the 2021 IEEE International Conference on Microwaves, Antennas, Communications and Electronic Systems (COMCAS), Tel Aviv, Israel, 1–3 November 2021; pp. 513–515.
114. Sun, H.; Guo, Y.X.; Wang, Z. 60-GHz circularly polarized U-slot patch antenna array on LTCC. *IEEE Trans. Antennas Propag.* **2012**, *61*, 430–435. [[CrossRef](#)]
115. Liu, C.; Guo, Y.X.; Bao, X.; Xiao, S.Q. 60-GHz LTCC integrated circularly polarized helical antenna array. *IEEE Trans. Antennas Propag.* **2011**, *60*, 1329–1335. [[CrossRef](#)]
116. Cabrol, P.; Pietraski, P. 60 GHz patch antenna array on low cost Liquid-Crystal Polymer (LCP) substrate. In Proceedings of the IEEE Long Island Systems, Applications and Technology (LISAT) Conference 2014, Farmingdale, NY, USA, 2 May 2014; pp. 1–6.
117. Adane, A.; Person, C.; Gallee, F. A broadband U-shaped patch antenna on PTFE/Cu substrate for 60 GHz wireless communications. *Microw. Opt. Technol. Lett.* **2018**, *60*, 265–271. [[CrossRef](#)]
118. Bondarik, A.; Sjöberg, D. 60 GHz microstrip antenna array on PTFE substrate. In Proceedings of the 2012 6th European Conference on Antennas and Propagation (EUCAP), Prague, Czech Republic, 26–30 March 2012; pp. 1016–1018.
119. Parthiban, P. IoT Antennas for Industry 4.0—Design and Manufacturing with an Example. In Proceedings of the 2020 IEEE International IOT, Electronics and Mechatronics Conference (IEMTRONICS), Vancouver, BC, Canada, 9–12 September 2020; pp. 1–5.
120. Sun, Y.X.; Leung, K.W. Circularly polarized substrate-integrated cylindrical dielectric resonator antenna array for 60 GHz applications. *IEEE Antennas Wirel. Propag. Lett.* **2018**, *17*, 1401–1405. [[CrossRef](#)]
121. Jabbar, A.; Kazim, J.U.; Imran, M.A.; Abbasi, Q.H.; Ur Rehman, M. Design of a Compact Ultra-Wideband Microstrip Antenna for Millimeter-Wave Communication. In Proceedings of the IEEE International Symposium on Antennas and Propagation and USNC-URSI Radio Science Meeting (APS/URSI), Singapore, 4–10 December 2021; pp. 837–838.
122. Dixit, A.S.; Kumar, S.; Urooj, S.; Malibari, A. A highly compact antipodal Vivaldi Antenna array for 5G millimeter wave applications. *Sensors* **2021**, *21*, 2360. [[CrossRef](#)]
123. Plettemeier, D.; Jennings, M.; Liang, T.J. Multilayer vivaldi antenna for 60 GHz applications. In Proceedings of the Fourth European Conference on Antennas and Propagation, Barcelona, Spain, 12–16 April 2010; pp. 1–5.
124. Hahnel, R.; Benedix, W.S.; Plettemeier, D. Broadside radiating vivaldi antenna for the 60 GHz band. In Proceedings of the 2013 International Workshop on Antenna Technology (IWAT), Karlsruhe, Germany, 4–6 March 2013; pp. 83–86.
125. Antar, Y.M.M. Antennas for wireless communication: Recent advances using dielectric resonators. *IET Circuits Devices Syst.* **2008**, *2*, 133–138. [[CrossRef](#)]
126. Petosa, A.; Thirakoune, S. Design of a 60 GHz dielectric resonator antenna with enhanced gain. In Proceedings of the 2010 IEEE Antennas and Propagation Society International Symposium, Toronto, ON, Canada, 11–17 July 2010; pp. 1–4.
127. Nandakumar, M.; Shanmuganatham, T. SIW flower shaped fractal antenna backed with cavity for 60GHz frequency applications. In Proceedings of the 2018 International Conference on Computer, Communication, and Signal Processing (ICCCSP), Chennai, India, 22–23 February 2018; pp. 1–4.
128. Palanisamy, S.; Thangaraju, B.; Khalaf, O.I.; Alotaibi, Y.; Alghamdi, S.; Alassery, F. A Novel Approach of Design and Analysis of a Hexagonal Fractal Antenna Array (HFAA) for Next-Generation Wireless Communication. *Energies* **2021**, *14*, 6204. [[CrossRef](#)]

129. Rahim, A.; Malik, P.K.; Sankar Ponnappalli, V.A. State of the art: A review on vehicular communications, impact of 5G, fractal antennas for future communication. In Proceedings of the First International Conference on Computing, Communications, and Cyber-Security (IC4S 2019), Singapore, 28 April 2020; pp. 3–15.
130. Jawad, M.M.; Abd Malik, N.N.N.; Murad, N.A.; Ahmad, M.R.; Esa, M.R.M.; Hussein, Y.M. Design of substrate integrated waveguide with Minkowski-Sierpinski fractal antenna for WBAN applications. *Bull. Electr. Eng. Inform.* **2020**, *9*, 2455–2461. [[CrossRef](#)]
131. Li, Y.; Luk, K.M. 60-GHz substrate integrated waveguide fed cavity-backed aperture-coupled microstrip patch antenna arrays. *IEEE Trans. Antennas Propag.* **2015**, *63*, 1075–1085. [[CrossRef](#)]
132. Sarkar, A.; Lim, S. 60 GHz compact larger beam scanning range PCB leaky-wave antenna using HMSIW for millimeter-wave applications. *IEEE Trans. Antennas Propag.* **2020**, *68*, 5816–5826. [[CrossRef](#)]
133. Nanda Kumar, M.; Shanmuganatham, T. SIW-based slot antenna fed by microstrip for 60/79 GHz applications. In *Microelectronics, Electromagnetics and Telecommunications*; Springer: Berlin/Heidelberg, Germany, 2019; pp. 741–748.
134. Kumar, S.; Dixit, A.S.; Malekar, R.R.; Raut, H.D.; Shevada, L.K. Fifth generation antennas: A comprehensive review of design and performance enhancement techniques. *IEEE Access* **2020**, *8*, 163568–163593. [[CrossRef](#)]
135. Kam, D.G.; Liu, D.; Natarajan, A.; Reynolds, S.; Floyd, B.A. Low-cost antenna-in-package solutions for 60-GHz phased-array systems. In Proceedings of the 19th Topical Meeting on Electrical Performance of Electronic Packaging and Systems, Austin, TX, USA, 25–27 October 2010; pp. 93–96.
136. Sowlati, T.; Sarkar, S.; Perumana, B.G.; Chan, W.L.; Toda, A.P.; Afshar, B.; Boers, M.; Shin, D.; Mercer, T.R.; Chen, W.-H.; et al. A 60-GHz 144-element phased-array transceiver for backhaul application. *IEEE J. Solid-State Circuits* **2018**, *53*, 3640–3659. [[CrossRef](#)]
137. Daniels, R.C.; Heath, R.W. 60 GHz wireless communications: Emerging requirements and design recommendations. *IEEE Veh. Technol. Mag.* **2007**, *2*, 41–50. [[CrossRef](#)]
138. Haupt, R.L.; Rahmat-Samii, Y. Antenna array developments: A perspective on the past, present and future. *IEEE Antennas Propag. Mag.* **2015**, *57*, 86–96. [[CrossRef](#)]
139. Zhang, J.; Ge, X.; Li, Q.; Guizani, M.; Zhang, Y. 5G millimeter-wave antenna array: Design and challenges. *IEEE Wirel. Commun.* **2016**, *24*, 106–112. [[CrossRef](#)]
140. Mizutani, A.; Sakakibara, K.; Kikuma, N.; Hirayama, H. Grating lobe suppression of narrow-wall slotted hollow waveguide millimeter-wave planar antenna for arbitrarily linear polarization. *IEEE Trans. Antennas Propag.* **2007**, *55*, 313–320. [[CrossRef](#)]
141. Aldalbahi, A.; Siasi, N.; Ababneh, M.; Jasim, M. Grating Lobes for Enhanced Scattering Intensity in Millimeter Wave Sparse Channels. In Proceedings of the 2019 IEEE 9th Annual Computing and Communication Workshop and Conference (CCWC), Las Vegas, NV, USA, 7–9 January 2019; pp. 1010–1014.
142. Farahani, M.; Pourahmadazar, J.; Akbari, M.; Nedil, M.; Sebak, A.R.; Denidni, T.A. Mutual coupling reduction in millimeter-wave MIMO antenna array using a metamaterial polarization-rotator wall. *IEEE Antennas Wirel. Propag. Lett.* **2017**, *16*, 2324–2327. [[CrossRef](#)]
143. Farahbakhsh, A.; Mohanna, S.; Tavakoli, S.; Sadegh, M.O. New patch configurations to reduce the mutual coupling in microstrip array antenna. In Proceedings of the 2009 Loughborough Antennas & Propagation Conference, Loughborough, UK, 6–17 November 2009; pp. 469–472.
144. Hafezifard, R.; Naser-Moghadasi, M.; Mohassel, J.R.; Sadeghzadeh, R.A. Mutual coupling reduction for two closely spaced meander line antennas using metamaterial substrate. *IEEE Antennas Wirel. Propag. Lett.* **2015**, *15*, 40–43.
145. Mandal, S.; Ghosh, C.K. Mutual coupling reduction in a patch antenna array based on planar frequency selective surface structure. *Radio Sci.* **2022**, *57*, e2021RS007392. [[CrossRef](#)]
146. Sadiq, M.S.; Ruan, C.; Nawaz, H.; Abbasi, M.A.B.; Nikolaou, S. Mutual coupling reduction between finite spaced planar antenna elements using modified ground structure. *Electronics* **2020**, *10*, 19. [[CrossRef](#)]
147. Mandal, S.; Ghosh, C.K. Low mutual coupling of microstrip antenna array integrated with dollar shaped resonator. *Wirel. Pers. Commun.* **2021**, *119*, 777–789. [[CrossRef](#)]
148. Naqvi, A.H.; Lim, S. Review of recent phased arrays for millimeter-wave wireless communication. *Sensors* **2018**, *18*, 3194. [[CrossRef](#)]
149. Chuang, N.C.; Lin, H.S.; Lin, Y.C. Compact cavity-backed dual-polarized aperture antennas for millimeter wave MIMO applications. In Proceedings of the 2017 IEEE MTT-S International Conference on Microwaves for Intelligent Mobility (ICMIM), Nagoya, Japan, 19–21 March 2017; pp. 131–134.
150. Hsu, Y.W.; Huang, T.C.; Lin, H.S.; Lin, Y.C. Dual-polarized quasi Yagi-Uda antennas with endfire radiation for millimeter-wave MIMO terminals. *IEEE Trans. Antennas Propag.* **2017**, *65*, 6282–6289. [[CrossRef](#)]
151. Wójcik, D.; Surma, M.; Noga, A.; Magnuski, M. On the Design of Dual-Polarised Linear Antenna Arrays with Enhanced Port-to-Port Isolation. *Sensors* **2020**, *20*, 6105. [[CrossRef](#)] [[PubMed](#)]
152. Mirzozafari, M.; Zhang, G.; Fulton, C.; Doviak, R.J. Dual-polarization antennas with high isolation and polarization purity: A review and comparison of cross-coupling mechanisms. *IEEE Antennas Propag. Mag.* **2018**, *61*, 50–63. [[CrossRef](#)]
153. Da, Y.; Chen, X.; Li, M.; Zhang, Z.; Al-Hadi, A.A.; Zhang, A.; Kishk, A.A. Enhanced cross-polarization isolation of loop-dipole antenna array backed by dielectric cavities for 5G base stations. *J. Electromagn. Waves Appl.* **2021**, *35*, 2034–2050. [[CrossRef](#)]
154. Shi, J.; Zhai, H.; Li, H. A low-profile dual-polarized antenna with crosspolarization enhancement. *Microw. Opt. Technol. Lett.* **2020**, *62*, 1997–2003. [[CrossRef](#)]

155. Le, A.T.; Huang, X.; Guo, Y.J. Analog Self-Interference Cancellation in Dual-Polarization Full-Duplex MIMO Systems. *IEEE Commun. Lett.* **2021**, *25*, 3075–3079. [[CrossRef](#)]
156. Abbasi, M.A.B.; Fusco, V. Beamformer development challenges for 5G and beyond. In *Antennas and Propagation for 5G and Beyond*; IET, 2020; pp. 265–299.
157. Jijo, B.T.; Zeebaree, S.R.; Zebari, R.R.; Sadeeq, M.A.; Sallow, A.B.; Mohsin, S.; Ageed, Z.S. A comprehensive survey of 5G mm-wave technology design challenges. *Asian J. Res. Comput. Sci.* **2021**, *8*, 1–20. [[CrossRef](#)]
158. Wang, X.; Kong, L.; Kong, F.; Qiu, F.; Xia, M.; Arnon, S.; Chen, G. Millimeter wave communication: A comprehensive survey. *IEEE Commun. Surv. Tutor.* **2018**, *20*, 1616–1653. [[CrossRef](#)]
159. Zhao, L.; Yang, S.; Chi, X.; Chen, W.; Ma, S. Achieving Energy-Efficient Uplink URLLC with MIMO-Aided Grant-Free Access. *IEEE Trans. Wirel. Commun.* **2021**. [[CrossRef](#)]
160. Ding, J.; Nemati, M.; Pokhrel, S.R.; Park, O.S.; Choi, J.; Adachi, F. Enabling grant-free URLLC: An overview of principle and enhancements by massive MIMO. *IEEE Internet. Things J.* **2021**. [[CrossRef](#)]
161. Imoize, A.L.; Ibhaze, A.E.; Atayero, A.A.; Kavitha, K.V.N. Standard propagation channel models for MIMO communication systems. *Wirel. Commun. Mob. Comput.* **2021**. [[CrossRef](#)]
162. Sun, S.; Rappaport, T.S.; Heath, R.W.; Nix, A.; Rangan, S. MIMO for millimeter-wave wireless communications: Beamforming, spatial multiplexing, or both? *IEEE Commun. Mag.* **2014**, *52*, 110–121. [[CrossRef](#)]
163. Sulyman, A.I.; Henggeler, C. Physical Layer Security for Military IoT Links Using MIMO-Beamforming at 60 GHz. *Information* **2022**, *13*, 100. [[CrossRef](#)]
164. Gao, X.; Dai, L.; Sayeed, A.M. Low RF-complexity technologies to enable millimeter-wave MIMO with large antenna array for 5G wireless communications. *IEEE Commun. Mag.* **2018**, *56*, 211–217. [[CrossRef](#)]
165. Rappaport, T.S.; Xing, Y.; Kanhere, O.; Ju, S.; Madanayake, A.; Mandal, S.; Alkhateeb, A.; Trichopoulos, G.C. Wireless communications and applications above 100 GHz: Opportunities and challenges for 6G and beyond. *IEEE Access* **2019**, *7*, 78729–78757. [[CrossRef](#)]
166. Chaccour, C.; Soorki, M.N.; Saad, W.; Bennis, M.; Popovski, P.; Debbah, M. Seven defining features of terahertz (THz) wireless systems: A fellowship of communication and sensing. *IEEE Commun. Surv. Tutor.* **2022**. [[CrossRef](#)]
167. Pacheco-Peña, V. Terahertz Technologies and Its Applications. *Electronics* **2021**, *10*, 268. [[CrossRef](#)]
168. Sigov, A.; Ratkin, L.; Ivanov, L.A.; da Xu, L. Emerging Enabling Technologies for Industry 4.0 and Beyond. *Inf. Syst. Front.* **2022**, 1–11. [[CrossRef](#)]
169. Angrisani, L.; Arpaia, P.; Bonavolonta, F.; Moriello, R.S.L. Academic fablabs for industry 4.0: Experience at University of naples federico II. *IEEE Instrum. Meas. Mag.* **2018**, *21*, 6–13. [[CrossRef](#)]
170. Hassan, B.; Baig, S.; Asif, M. Key Technologies for Ultra-Reliable and Low-Latency Communication in 6G. *IEEE Commun. Stand Mag.* **2021**, *5*, 106–113. [[CrossRef](#)]
171. Buratti, C.; Mesini, L.; Verdone, R. Comparing MAC protocols for industrial IoT using Terahertz communications. In Proceedings of the 2020 IEEE 31st Annual International Symposium on Personal, Indoor and Mobile Radio Communications, London, UK, 31 August–3 September 2020; pp. 1–7.
172. Popovski, P.; Stefanovic, C.; Nielsen, J.J.; de Carvalho, E.; Angjelichinoski, M.; Trillingsgaard, K.F.; Bana, A.-S. Wireless access in ultra-reliable low-latency communication (URLLC). *IEEE Trans. Commun.* **2019**, *67*, 5783–5801. [[CrossRef](#)]
173. Sengupta, K.; Nagatsuma, T.; Mittleman, D.M. Terahertz integrated electronic and hybrid electronic–photonic systems. *Nat. Electron.* **2018**, *1*, 622–635. [[CrossRef](#)]
174. Pfeiffer, U.R.; Jain, R.; Grzyb, J.; Malz, S.; Hillger, P.; Rodriguez-Vizquez, P. Current status of terahertz integrated circuits—from components to systems. In Proceedings of the 2018 IEEE BiCMOS and Compound Semiconductor Integrated Circuits and Technology Symposium (BCICTS), San Diego, CA, USA, 14–17 October 2018; pp. 1–7.
175. Tekb\iy\ik, K.; Ekti, A.R.; Kurt, G.K.; Görçin, A. Terahertz band communication systems: Challenges, novelties and standardization efforts. *Phys. Commun.* **2019**, *35*, 100700. [[CrossRef](#)]
176. Withayachumnankul, W.; Fujita, M.; Nagatsuma, T. Integrated silicon photonic crystals toward terahertz communications. *Adv. Opt. Mater.* **2018**, *6*, 1800401. [[CrossRef](#)]
177. He, Y.; Chen, Y.; Zhang, L.; Wong, S.W.; Chen, Z.N. An overview of terahertz antennas. *China Commun.* **2020**, *17*, 124–165. [[CrossRef](#)]
178. Abohmra, A.; Khan, Z.U.; Abbas, H.T.; Shoaib, N.; Imran, M.A.; Abbasi, Q.H. Two-Dimensional Materials for Future Terahertz Wireless Communications. *IEEE Open J. Antennas Propag.* **2022**, *3*, 217–228. [[CrossRef](#)]
179. Zhao, Z.; Bai, B.; Yuan, K.; Tang, R.; Xiong, J.; Wang, K. Effect of Terahertz Antenna Radiation in Hypersonic Plasma Sheaths with Different Vehicle Shapes. *Appl. Sci.* **2022**, *12*, 1811. [[CrossRef](#)]
180. Wang, C.; Yao, Y.; Yu, J.; Chen, X. 3d beam reconfigurable THz antenna with graphene-based high-impedance surface. *Electronics* **2019**, *8*, 1291. [[CrossRef](#)]
181. Correas-Serrano, D.; Gomez-Diaz, J.S. Graphene-based antennas for terahertz systems: A review. *arXiv* **2017**, arXiv:170400371.
182. Rebeiz, G.M. Millimeter-wave and terahertz integrated circuit antennas. *Proc. IEEE* **1992**, *80*, 1748–1770. [[CrossRef](#)]
183. Jha, K.R.; Singh, G. Terahertz planar antennas for future wireless communication: A technical review. *Infrared Phys. Technol.* **2013**, *60*, 71–80. [[CrossRef](#)]

184. Usman, M.; Ansari, S.; Taha, A.; Zahid, A.; Abbasi, Q.H.; Imran, M.A. Terahertz-Based Joint Communication and Sensing for Precision Agriculture: A 6G Use-Case. *Front. Commun. Netw.* **2022**, *3*, 836506. [[CrossRef](#)]
185. Abohmra, A.; Abbas, H.; Kazim, J.U.R.; Rabbani, M.S.; Li, C.; Alomainy, A.; Imran, M.A.; Abbasi, Q.H. An ultrawideband microfabricated gold-based antenna array for terahertz communication. *IEEE Antennas Wirel. Propag. Lett.* **2021**, *20*, 2156–2160. [[CrossRef](#)]
186. Kazim, J.U.R.; Abohmra, A.; Ur Rehman, M.; Imran, M.A.; Abbasi, Q.H. A Corrugated SIW Based Slot Antenna for Terahertz Application. In Proceedings of the 2020 IEEE International Symposium on Antennas and Propagation and North American Radio Science Meeting, Montreal, QC, Canada, 4–11 July 2020; pp. 1407–1408.
187. Kazim, J.U.R.; Abohmra, A.; Al-Hasan, M.; Mabrouk, I.B.; Ur-Rehman, M.; Sheikh, F.; Kaiser, T.; Imran, M.A.; Abbasi, Q.H. A 1-bit High-Gain Flexible Metasurface Reflectarray for Terahertz Application. In Proceedings of the 2020 Third International Workshop on Mobile Terahertz Systems (IWMTS), Essen, Germany, 1–2 July 2020; pp. 1–4.
188. Dash, S.; Patnaik, A. Material selection for THz antennas. *Microw. Opt. Technol. Lett.* **2018**, *60*, 1183–1187. [[CrossRef](#)]
189. Matthaoui, M.; Yurduseven, O.; Ngo, H.Q.; Morales-Jimenez, D.; Cotton, S.L.; Fusco, V.F. The road to 6G: Ten physical layer challenges for communications engineers. *IEEE Commun. Mag.* **2021**, *59*, 64–69. [[CrossRef](#)]
190. Khosravirad, S.R.; Viswanathan, H.; Yu, W. Exploiting diversity for ultra-reliable and low-latency wireless control. *IEEE Trans. Wirel. Commun.* **2020**, *20*, 316–331. [[CrossRef](#)]
191. Moerman, A.; Van Kerrebrouck, J.; Caytan, O.; de Paula, I.L.; Bogaert, L.; Torfs, G.; Demeester, P.; Rogier, H.; Lemey, S. Beyond 5G Without Obstacles: mmWaveover-Fiber Distributed Antenna Systems. *IEEE Commun. Mag.* **2022**, *60*, 27–33. [[CrossRef](#)]
192. Hong, J.P.; Park, J.; Shin, W.; Beak, S. Distributed antenna system design for ultra-reliable low-latency uplink communications. In Proceedings of the 2019 International Conference on Electronics, Information, and Communication (ICEIC), Auckland, New Zealand, 22–25 January 2019; pp. 1–3.
193. Arnold, M.; Baracca, P.; Wild, T.; Schaich, F.; ten Brink, S. Measured Distributed vs Co-located Massive MIMO in Industry 4.0 Environments. In Proceedings of the 2021 Joint European Conference on Networks and Communications & 6G Summit (EuCNC/6G Summit), Porto, Portugal, 8–11 June 2021; pp. 306–310.
194. Battistella Nadas, J.P. *The Path towards Ultra-Reliable Low-Latency Communications Via HARQ*; University of Glasgow: Glasgow, Scotland, 2021. [[CrossRef](#)]
195. Björnson, E.; Sanguinetti, L. Scalable cell-free massive MIMO systems. *IEEE Trans. Commun.* **2020**, *68*, 4247–4261. [[CrossRef](#)]
196. Sheikh, M.U.; Ruttik, K.; Jäntti, R.; Hämäläinen, J. Distributed Antenna System in 3GPP Specified Industrial Environment. In Proceedings of the 2021 IEEE 93rd Vehicular Technology Conference (VTC2021-Spring), Helsinki, Finland, 25–28 April 2021; pp. 1–6.
197. Joung, J. Machine learning-based antenna selection in wireless communications. *IEEE Commun. Lett.* **2016**, *20*, 2241–2244. [[CrossRef](#)]
198. El Misilmani, H.M.; Naous, T.; Al Khatib, S.K. A review on the design and optimization of antennas using machine learning algorithms and techniques. *Int. J. RF Microw. Comput. Eng.* **2020**, *30*, e22356. [[CrossRef](#)]
199. El Misilmani, H.M.; Naous, T. Machine learning in antenna design: An overview on machine learning concept and algorithms. In Proceedings of the 2019 International Conference on High Performance Computing & Simulation (HPCS), Dublin, Ireland, 15–19 July 2019; pp. 600–607.
200. Wu, Q.; Cao, Y.; Wang, H.; Hong, W. Machine-learning-assisted optimization and its application to antenna designs: Opportunities and challenges. *China Commun.* **2020**, *17*, 152–164. [[CrossRef](#)]
201. Taha, A.; Alrabeiah, M.; Alkhateeb, A. Enabling large intelligent surfaces with compressive sensing and deep learning. *IEEE Access* **2021**, *9*, 44304–44321. [[CrossRef](#)]
202. Jin, Y.; Zhang, J.; Jin, S.; Ai, B. Channel estimation for cell-free mmWave massive MIMO through deep learning. *IEEE Trans. Veh. Technol.* **2019**, *68*, 10325–10329. [[CrossRef](#)]
203. Alkhateeb, A.; Alex, S.; Varkey, P.; Li, Y.; Qu, Q.; Tujkovic, D. Deep learning coordinated beamforming for highly-mobile millimeter wave systems. *IEEE Access* **2018**, *6*, 37328–37348. [[CrossRef](#)]
204. Li, S.; Liu, Z.; Fu, S.; Wang, Y.; Xu, F. Intelligent Beamforming via Physics-Inspired Neural Networks on Programmable Metasurface. *IEEE Trans. Antennas Propag.* **2022**. [[CrossRef](#)]
205. Kazim, J.U.R.; Abbas, H.T.; Imran, M.A.; Abbasi, Q.H. Intelligent Reflective Surfaces—State of the Art. *Backscattering RF Sens. Future Wirel. Commun.* **2021**, 1–18. [[CrossRef](#)]
206. Wu, Q.; Zhang, R. Intelligent reflecting surface enhanced wireless network via joint active and passive beamforming. *IEEE Trans. Wirel. Commun.* **2019**, *18*, 5394–5409. [[CrossRef](#)]
207. Almohamad, A.; Tahir, A.M.; Al-Kababji, A.; Furqan, H.M.; Khattab, T.; Hasna, M.O.; Arslan, H. Smart and secure wireless communications via reflecting intelligent surfaces: A short survey. *IEEE Open J. Commun. Soc.* **2020**, *1*, 1442–1456. [[CrossRef](#)]
208. Hu, S.; Rusek, F.; Edfors, O. Beyond massive MIMO: The potential of data transmission with large intelligent surfaces. *IEEE Trans. Signal. Process.* **2018**, *66*, 2746–2758. [[CrossRef](#)]
209. Abeywickrama, S.; Zhang, R.; Wu, Q.; Yuen, C. Intelligent reflecting surface: Practical phase shift model and beamforming optimization. *IEEE Trans. Commun.* **2020**, *68*, 5849–5863. [[CrossRef](#)]
210. Mu, X.; Liu, Y.; Guo, L.; Lin, J.; Al-Dhahir, N. Exploiting intelligent reflecting surfaces in NOMA networks: Joint beamforming optimization. *IEEE Trans. Wirel. Commun.* **2020**, *19*, 6884–6898. [[CrossRef](#)]

211. Di Renzo, M.; Danufane, F.H.; Tretyakov, S. Communication Models for Reconfigurable Intelligent Surfaces: From Surface Electromagnetics to Wireless Networks Optimization. *arXiv* **2021**, arXiv:211000833.
212. Björnson, E.; Wymeersch, H.; Matthiesen, B.; Popovski, P.; Sanguinetti, L.; de Carvalho, E. Reconfigurable intelligent surfaces: A signal processing perspective with wireless applications. *arXiv* **2021**, arXiv:210200742. [[CrossRef](#)]
213. Özdogan, Ö.; Björnson, E.; Larsson, E.G. Intelligent reflecting surfaces: Physics, propagation, and pathloss modeling. *IEEE Wirel. Commun. Lett.* **2019**, *9*, 581–585. [[CrossRef](#)]
214. Rains, J.; Kazim, J.u.R.; Zhang, L.; Abbasi, Q.H.; Imran, M.; Tukmanov, A. 2.75-Bit Reflecting Unit Cell Design for Reconfigurable Intelligent Surfaces. In Proceedings of the 2021 IEEE International Symposium on Antennas and Propagation and USNC-URSI Radio Science Meeting (APS/URSI), Marina Bay Sands, Singapore, 4–10 December 2021; pp. 335–336.
215. Trichopoulos, G.C.; Theofanopoulos, P.; Kashyap, B.; Modi, A.; Osman, T.; Kumar, S.; Sengar, A.; Chang, A.; Alkhateeb, A. Design and Evaluation of Reconfigurable Intelligent Surfaces in Real-World Environment. *arXiv* **2021**, arXiv:210907763. [[CrossRef](#)]
216. Wu, Q.; Zhang, R. Towards smart and reconfigurable environment: Intelligent reflecting surface aided wireless network. *IEEE Commun. Mag.* **2019**, *58*, 106–112. [[CrossRef](#)]
217. Zheng, B.; You, C.; Mei, W.; Zhang, R. A survey on channel estimation and practical passive beamforming design for intelligent reflecting surface aided wireless communications. *IEEE Commun. Surv. Tutor.* **2022**. [[CrossRef](#)]
218. Ge, L.; Dong, P.; Zhang, H.; Wang, J.B.; You, X. Joint beamforming and trajectory optimization for intelligent reflecting surfaces-assisted UAV communications. *IEEE Access* **2020**, *8*, 78702–78712. [[CrossRef](#)]
219. Pei, X.; Yin, H.; Tan, L.; Cao, L.; Li, Z.; Wang, K.; Zhang, K.; Björnson, E. RIS-aided wireless communications: Prototyping, adaptive beamforming, and indoor/outdoor field trials. *IEEE Trans. Commun.* **2021**, *69*, 8627–8640. [[CrossRef](#)]
220. Di Renzo, M.; Zappone, A.; Debbah, M.; Alouini, M.-S.; Yuen, C.; de Rosny, J.; Tretyakov, S. Smart radio environments empowered by reconfigurable intelligent surfaces: How it works, state of research, and the road ahead. *IEEE J. Sel. Areas Commun.* **2020**, *38*, 2450–2525. [[CrossRef](#)]
221. Ren, H.; Wang, K.; Pan, C. Intelligent Reflecting Surface-aided URLLC in a Factory Automation Scenario. *arXiv* **2021**, arXiv:210309323. [[CrossRef](#)]
222. Li, Y.; Yin, C.; Do-Duy, T.; Masaracchia, A.; Duong, T.Q. Aerial reconfigurable intelligent surface-enabled URLLC UAV systems. *IEEE Access* **2021**, *9*, 140248–140257. [[CrossRef](#)]