

Polynuclear Gold [Au(I)]₄, [Au(I)]₈, and Bimetallic [Au(I)₄Ag(I)] Complexes: C-H Functionalization of Carbonyl Compounds and Homogeneous Carbonylation of Amines.

SMIRNOVA, Ekaterina S., MUÑOZ MOLINA, José M., JOHNSON, Alice <<http://orcid.org/0000-0001-7676-2464>>, BANDEIRA, Nuno A.G., BO, Carles and ECHAVARREN, Antonio M.

Available from Sheffield Hallam University Research Archive (SHURA) at:

<http://shura.shu.ac.uk/29951/>

This document is the author deposited version. You are advised to consult the publisher's version if you wish to cite from it.

Published version

SMIRNOVA, Ekaterina S., MUÑOZ MOLINA, José M., JOHNSON, Alice, BANDEIRA, Nuno A.G., BO, Carles and ECHAVARREN, Antonio M. (2016). Polynuclear Gold [Au(I)]₄, [Au(I)]₈, and Bimetallic [Au(I)₄Ag(I)] Complexes: C-H Functionalization of Carbonyl Compounds and Homogeneous Carbonylation of Amines. *Angew Chem Int Ed Engl*, 55 (26), 7487-7491.

Copyright and re-use policy

See <http://shura.shu.ac.uk/information.html>

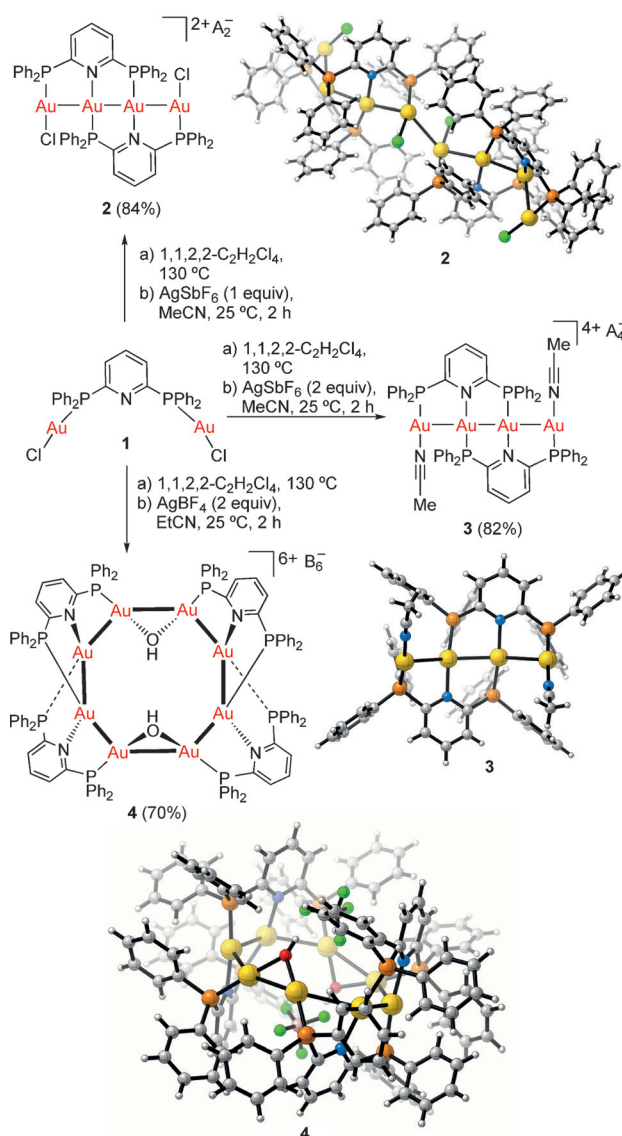
Heterometallic Complexes

International Edition: DOI: 10.1002/anie.201603200
German Edition: DOI: 10.1002/ange.201603200Polynuclear Gold $[\text{Au}^{\text{I}}]_4$, $[\text{Au}^{\text{I}}]_8$, and Bimetallic $[\text{Au}^{\text{I}}_4\text{Ag}^{\text{I}}]$ Complexes: C–H Functionalization of Carbonyl Compounds and Homogeneous Carbonylation of AminesEkaterina S. Smirnova⁺, José M. Muñoz Molina⁺, Alice Johnson, Nuno A. G. Bandeira, Carles Bo, and Antonio M. Echavarren^{*}

Abstract: The synthesis of tetranuclear gold complexes, a structurally unprecedented octanuclear complex with a planar $[\text{Au}^{\text{I}}_8]$ core, and pentanuclear $[\text{Au}^{\text{I}}_4\text{M}^{\text{I}}]$ ($\text{M} = \text{Cu}, \text{Ag}$) complexes is presented. The linear $[\text{Au}^{\text{I}}_4]$ complex undergoes C–H functionalization of carbonyl compounds under mild reaction conditions. In addition, $[\text{Au}^{\text{I}}_4\text{Ag}^{\text{I}}]$ catalyzes the carbonylation of primary amines to form ureas under homogeneous conditions with efficiencies higher than those achieved by gold nanoparticles.

Following the pioneering work of the groups of Hutchings^[1] and Haruta^[2] on the oxidation of hydrocarbons and CO, many gold clusters and nanoparticles have been structurally characterized and studied in catalysis.^[3,4] Recently, small gold clusters have been found to activate the C–I bond of iodobenzene in the gas phase^[5] and to catalyze reactions usually performed by mononuclear gold complexes.^[6] However, the actual structures of these clusters have not been determined. In this context, it is important to note that the group of Bertrand reported the synthesis of mixed-valence trinuclear $[\text{Au}^{\text{I}}_2\text{Au}^{\text{III}}]$ clusters which are catalysts for the carbonylation of aliphatic amines under homogeneous conditions.^[7]

As part of our program on the study of the catalytic activity of well-defined gold(I) clusters,^[8] we now report a ready synthesis of linear $[\text{Au}_4]$, pentagonal $[\text{Au}^{\text{I}}_4\text{M}^{\text{I}}]$ ($\text{M} = \text{Cu}, \text{Ag}$), and octagonal $[\text{Au}_8]$ complexes. The linear $[\text{Au}_4]$ complex reacts with carbonyl compounds by C–H functionalization to form square-planar complexes. Furthermore, the



Scheme 1. Synthesis of the $[\text{Au}_4]$ complexes **2** and **3** and the $[\text{Au}_8]$ complex **4**. A = SbF_6^- , B = BF_4^- .

pentanuclear complex $[\text{Au}^{\text{I}}_4\text{Ag}^{\text{I}}]$ has been found to be an excellent homogeneous catalyst for the carbonylation of amines.

Our synthesis started from the dinuclear gold(I) complex **1**, which is quantitatively prepared by mixing 2,6-bis(diphe-

[*] E. S. Smirnova,^[†] Dr. J. M. Muñoz Molina,^[†] A. Johnson, Dr. N. A. G. Bandeira, Prof. C. Bo, Prof. A. M. Echavarren Institute of Chemical Research of Catalonia (ICIQ) Barcelona Institute of Science and Technology Av. Països Catalans 16, 43007 Tarragona (Spain) E-mail: aecharren@iciq.es

Prof. C. Bo, Prof. A. M. Echavarren Departament de Química Analítica i Química Orgànica Universitat Rovira i Virgili, 43007 Tarragona (Spain)

[†] These authors contributed equally to this work.

Supporting information and the ORCID identification number(s) for the author(s) of this article can be found under <http://dx.doi.org/10.1002/anie.201603200>.

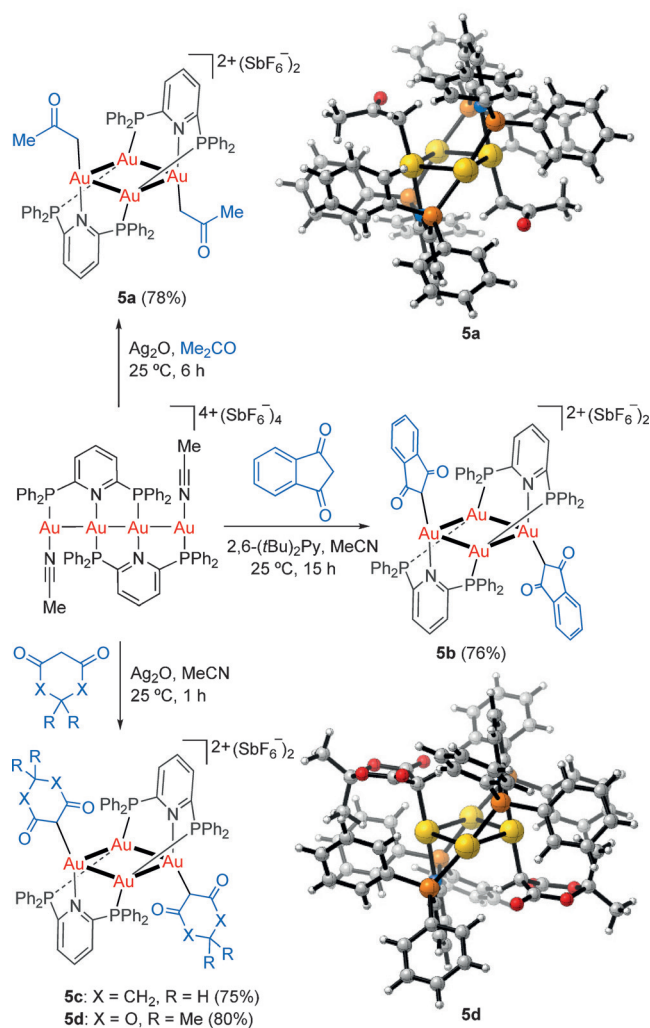
© 2016 The Authors. Published by Wiley-VCH Verlag GmbH & Co. KGaA. This is an open access article under the terms of the Creative Commons Attribution-NonCommercial License, which permits use, distribution and reproduction in any medium, provided the original work is properly cited and is not used for commercial purposes.

nylphosphino)pyridine $[(\text{Ph}_2\text{P})_2\text{Py}]^{[9]}$ with 2 equivalents of $[\text{AuCl}(\text{tht})]$ (Scheme 1). Upon heating to 130°C in 1,1,2,2-tetrachloroethane, the initial insoluble white solid gives a colorless solution, $^{[10,11]}$ which was treated with 1 or 2 equivalents of AgSbF_6 in MeCN at 25°C to give tetranuclear complexes **2** and **3**, respectively, in good yields. $^{[12,13]}$ The structures of both complexes were determined by X-ray diffraction, $^{[14]}$ which shows the two tridentate ligands *trans* to each other and aligned with one-unit translation. $^{[15]}$ In the solid state, **2** forms a dimeric $[\text{Au}_4]_2$ structure stabilized by aurophilic interactions (3.24 Å distance between two terminal gold atoms in each of Au_4 fragments) along with rare intermolecular $\text{Au}\cdots\text{Cl}$ interactions (3.38 Å). $^{[16]}$ However, in solution, two singlets were observed at $\delta = 42.3$ and 38.0 ppm in the $^{31}\text{P}\{^1\text{H}\}$ NMR spectrum of monomeric $[\text{Au}_4]$, which has two identical P-Au-Cl and P-Au-N units.

Remarkably, when EtCN was used instead of MeCN, and the ratio of nitrile to 1,1,2,2-tetrachloroethane was reduced from 1:3.5 to 1:25, the new complex **4** was obtained and showed a mass ion at m/z 1219.3998 (calcd 1219.4228) in MALDI-TOF, which corresponds to the octanuclear $[\text{Au}_8(\text{OH})_2\text{L}_4](\text{BF}_4)_3^{3+}$ [$\text{L} = ((\text{Ph}_2\text{P})_2\text{Py})$] $^{[17,18]}$. X-Ray diffraction of **4** $^{[14]}$ revealed an unprecedented planar octagonal $[\text{Au}_8]$ structure, $^{[19]}$ which is very different from those reported for mixed-valence $\{\text{Au}^0\text{Au}^{\text{I}}\}$ octanuclear clusters. $^{[20]}$ The complex **4** consists of eight Au^{I} centers bound to the next one by the bridging ligands and aurophilic interactions. All $\text{Au}\cdots\text{Au}$ contacts are within 2.81–3.00 Å, thus corresponding to bond orders on the order of 0.2 according to DFT calculations, $^{[21]}$ which are similar to those determined experimentally by X-ray diffraction (2.80–3.08 Å).

When complex **3** was dissolved in a mixture of acetone and pentane, the complex **5a**, having two $\text{Au}-\text{CH}_2\text{COMe}$ units, was slowly formed, although for preparative purposes the reaction performed better in the presence of Ag_2O as a base (Scheme 2). In this process a remarkable reorganization from a linear to square-planar C_2 -chiral structure has taken place. $^{[22]}$ The $\text{Au}-\text{CH}_2$ bond distance of 2.09 Å, determined by X-ray diffraction, $^{[14]}$ is similar to that found in other gold(I) C-enolates of acetone. $^{[23]}$ The complex **3** also reacted with 1,3-indandione, 1,3-cyclohexadienone, and Meldrum's acid to form the complexes **5b–d** in good yields by C–H functionalization, which showed $\text{Au}-\text{C}$ bonds in the 2.05–2.07 Å range. $^{[14]}$ Related C–H functionalizations of methyl ketones have been observed with other gold complexes, $^{[24]}$ as well as with an oxo $\text{Au}^{\text{I}}-\text{Ag}^{\text{I}}$ cluster. $^{[25]}$

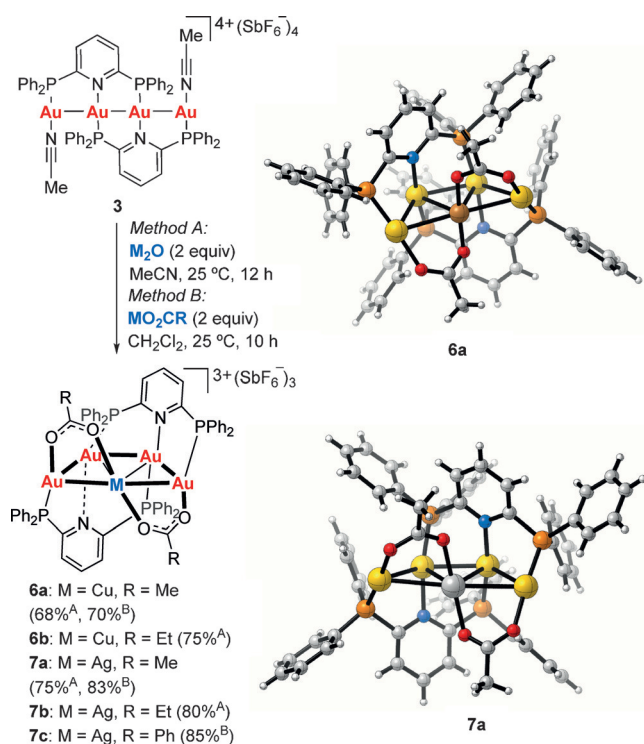
To gain insight into the mechanism of this C–H functionalization, we performed the reaction of **3** with Cu_2O or Ag_2O in MeCN in the absence of carbonyl compounds. Interestingly, the new C_2 -chiral complexes **6a** and **7a**, with a trapezoid pentanuclear $[\text{Au}_4\text{M}]$ core, were cleanly obtained in 68 and 75% yield, respectively (Scheme 3). $^{[14]}$ Remarkably, the acetonitrile ligands of **3** had suffered hydrolysis by trace amounts of water, in the solvent, under unusually mild reaction conditions to form the bridged acetate ligands of **6a** and **7a**. Similarly, reaction of **3** with either Cu_2O or Ag_2O in EtCN (HPLC grade) led to the corresponding **6b** or **7b** with propionate bridges in 75 and 80%, respectively. The complexes **6a**, **7a**, and **7c** were also readily obtained by reaction



Scheme 2. C–H functionalization of carbonyl compounds with **3**.

of **3** with copper(I) and silver(I) carboxylates in a 4 + 1-type process. The complexes **6a** and **7a** display significant aurophilic as well as $\text{Au}-\text{Cu}$ or $\text{Au}-\text{Ag}$ interactions and are the first examples in which a carboxylate ligand bridges between Au^{I} and either Ag^{I} or Cu^{I} .

We also tested the new complexes as catalysts for the carbonylative synthesis of ureas from primary amines under the reaction conditions reported by Bertrand with a mixed-valence trinuclear $[\text{Au}_2\text{Au}^{\text{I}}]$ cluster. $^{[7]}$ This report is significant because all other gold-catalyzed carbonylations of amines have been carried out under heterogeneous conditions. $^{[26]}$ Thus, although the first gold-catalyzed synthesis of urea by carbonylation of aliphatic amines was performed with $[\text{AuCl}(\text{PPh}_3)]$, $^{[27]}$ under the harsh reaction conditions (200°C) gold nanoparticles are actually formed. $^{[28]}$ Bulk gold also gives ureas via intermediate isocyanates, $^{[29]}$ whereas gold nanoparticles promote the cyclocarbonylation of 2-aminophenols to 2-benzoxazolinones. $^{[30]}$ For our study, we chose cyclohexylamine as the substrate with the catalyst (2 mol %) dissolved in THF in a vial open to the air, and then 5 bar of CO was introduced and maintained in a low-pressure reactor, at 60°C for 24 hours. The complexes **3**, **6a,b**, **7b,c** gave the urea **8a** in



Scheme 3. Synthesis of the $[\text{Au}_4\text{M}]$ complexes **6** and **7**.

Table 1: Oxidative carbonylation of amines.^[a]

Entry	Catalyst	Variation from the standard reaction conditions	Yield [%] ^[b]
1	3	–	12
2	4	–	50
3	6a	–	30
4	6b	–	13
5	7a	–	97 ^[c]
6	7a	O ₂ (2 bar)	99
7	7a	anaerobic	0
8	7a	CO ₂ instead CO	< 5
9	7a	toluene	20
10	7b	–	35
11	7c	–	22
12	AgOAc	–	< 5
13	AgOAc	20 mol %	20
14	NP1	–	3
15	NP1	20 mol %	21
16	NP2	10 mol %	< 1
17	NP3	–	7
18	NP3	20 mol %	37

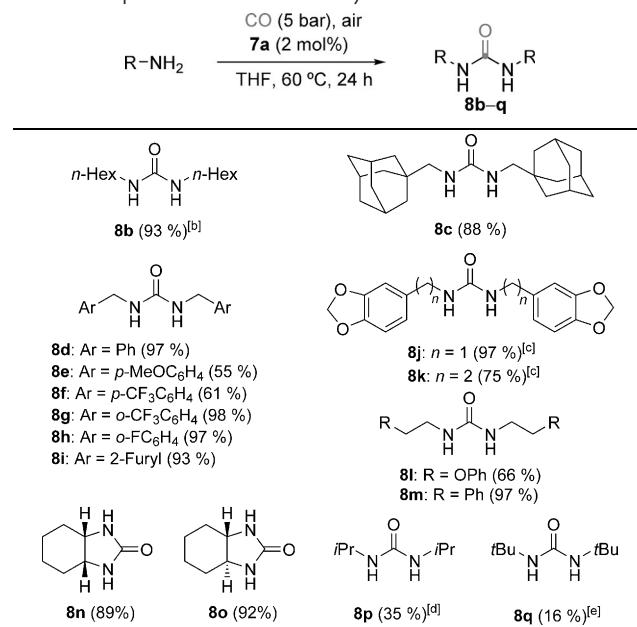
[a] Standard reaction conditions: Heating at 60 °C for CyNH_2 , catalyst (2 mol %), CO (5 bar), air, 24 h. [b] Yields determined by ¹H NMR spectroscopy with Ph_3CH as an internal standard. [c] Yield of the isolated product. NP = nanoparticles prepared from **1** (NP1), **3** (NP2), **6a** (NP3). THF = tetrahydrofuran.

low yields (Table 1, entries 1, 3, 4, 10, and 11). More satisfactory results were obtained using the octanuclear complex **4** (entry 2) and **7a**, which led to **8a** in an excellent

97% yield (entry 5). When air was replaced by pure O₂ (2 bar), **8a** was formed quantitatively (entry 6). However, either no reaction or only traces of **8a** were observed under strict anaerobic conditions and also when CO was replaced by CO₂ (entries 7 and 8). A lower yield was obtained by using toluene as the solvent (entry 9). As reported,^[31] the carbonylation in the presence of AgOAc only proceeded stoichiometrically (entries 12 and 13). Nanoparticles prepared by the procedure of Hutchison^[32] from different gold complexes, **1**, **3**, and **7a**, gave low yields of **8b**, even when relatively high catalyst loadings were used (entries 14–18). No urea was obtained with CuOAc, and also not with the gold(I) complexes $[\text{Au}(\text{tht})\text{Cl}]$, $[\text{AuCl}(\text{PPh}_3)]$, and $[\text{JohnPhosAu}(\text{NCMe})](\text{SbF}_6)$ ^[33] under the standard reaction conditions.

Under the optimized reaction conditions using **7a** as the catalyst, the carbonylation reaction of aliphatic amines gave rise to the ureas **8b–o** in good to excellent yields, although when more sterically hindered *i*PrNH₂ and *t*BuNH₂ were used, the corresponding products **8p** and **8q** were obtained in modest yields (lower temperatures had to be used because of the low boiling point of these amines; Table 2). In the case of

Table 2: Scope of the oxidative carbonylation.^[a]



[a] Reaction at 60 °C, catalyst (2 mol %), 24 h. Yield is that of the isolated product determined as an average of 2 runs. [b] Reaction at 25 °C. [c] 2 bars of O₂ were used instead of air. [d] 30 °C. [e] 40 °C.

n-HexNH₂, the urea **8b** was obtained at room temperature in excellent yield. For the less reactive primary amines such as adamantylamine, the formation of the intermediate isocyanate was observed by GC-MS.^[34] Secondary amines such as (*n*Pr)₂NH are unreactive under the optimized reaction conditions, which is consistent with the involvement of isocyanates as intermediates. Accordingly, under the reaction conditions of the oxidative carbonylation, mixtures of *n*BuNH₂ and (*n*Pr)₂NH gave di-*n*-butylurea and *n*BuNH(C=O)N(*n*-Pr)₂ with **7a** as the catalyst, but none of the sym-

metrical urea ($n\text{Pr}$)₂N(C=O)N($n\text{Pr}$)₂ was formed.^[34] *N*-cyclohexylformamide was unreactive under the oxidative carbonylation in the presence of **7a**.^[34] We did not observe any induction period when monitoring the formation of **8b**, from *n*-hexylamine over time, by ¹H NMR spectroscopy when using **7a** as the catalyst,^[34] thus suggesting that the reaction occurs under homogeneous conditions.

Other experiments were performed to understand the nature of the catalyst using the carbonylation of *n*-hexylamine as a model system.^[35] Thus, when the reaction mixture was filtered after 45 minutes through a HPLC filter (PTFE 0.2 μm) and Celite, **8b** was still obtained in 86% yield.^[34] After addition of amine at the end of the carbonylation, the reaction restarted, thus forming **8b** again (73% yield). We also isolated a small amount of insoluble black solid in the filtration of the reaction mixture, and it did not dissolve in the presence of an amine and also did not show any catalytic activity. Although the mechanism for the formation of isocyanates and ureas under the oxidative carbonylation reaction is not totally clear, in contrast to that observed by the group of Bertrand,^[7] no reaction of either **3**, **4**, or **7a** with CO (5 bar) was observed even after 24 hours. Interestingly, formation of a new species was detected upon reaction of **7a** with CyNH₂, and it showed a single signal in the ³¹P NMR spectrum at δ = 31 ppm and a cluster of peaks at *m/z* 2455–2462 (MALDI-TOF) which corresponds to the quasi-molecular ion of pentanuclear complex [L₂Au₄Ag(NHCy)₂](SbF₆)₂ (Figure 1).

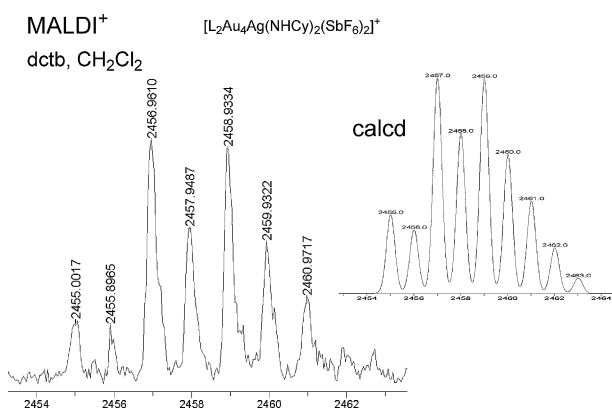


Figure 1. MALDI-TOF spectrum of **7a** + CyNH₂. L = (Ph₂P)₂Py.

In summary, we have developed a simple synthesis of a linear tetracationic tetranuclear [Au^I₄] complex in one step from [Au₂Cl₂{(Ph₂P)₂Py}], and it induces C–H functionalization of carbonyl compounds under mild reaction conditions. We have also prepared a pentanuclear [Au^I₄Ag^I] complex by reaction of [Au^I₄] with Ag^I, which is highly catalytically active for the oxidative carbonylation of primary amines to form ureas under homogeneous conditions, with efficiencies comparable to other transition-metal-catalyzed processes and higher than those achieved by gold nanoparticles. We have also obtained an octanuclear complex with an unprecedented and almost planar [Au^I₈] core, and it is formally the product of

a 4 + 4 reaction of two [Au₄] complexes. Further studies on the synthesis of other complexes along these lines and further mechanistic studies are under way.

Acknowledgments

We thank MINECO [Severo Ochoa Excellence Accreditation 2014-2018 (SEV-2013-0319) CTQ2013-42106-P and CTQ2014-52824-R], the European Research Council (Advanced Grant No. 321066), the AGAUR (2014 SGR 818), and the ICIQ Foundation. N.A.G.B. gratefully acknowledges COFUND/Marie Curie action 291787-ICIQ-IPMP for funding. We also thank the ICIQ X-ray diffraction unit for the X-ray structures.

Keywords: carbonylation · heterometallic complexes · homogeneous catalysis · gold · structure elucidation

How to cite: *Angew. Chem. Int. Ed.* **2016**, *55*, 7487–7491
Angew. Chem. **2016**, *128*, 7613–7617

- [1] a) A. A. Herzing, C. J. Kiely, A. F. Carley, P. Landon, G. J. Hutchings, *Science* **2008**, *321*, 1331–1335; b) G. J. Hutchings, C. K. Kiely, *Acc. Chem. Res.* **2013**, *46*, 1759–1772; c) A. Villa, N. Dimitratos, C. E. Chan-Thaw, C. Hammond, L. Prati, G. J. Hutchings, *Acc. Chem. Res.* **2015**, *48*, 1403–1412.
- [2] a) M. Haruta, *Chem. Rev.* **2003**, *3*, 75–87; b) M. Haruta, *Faraday Discuss.* **2011**, *152*, 11–32.
- [3] a) M. C. Daniel, D. Astruc, *Chem. Rev.* **2004**, *104*, 293–346; b) B. K. Min, C. M. Friend, *Chem. Rev.* **2007**, *107*, 2709–2724.
- [4] a) Lead references on small gold clusters: Y. Gao, N. Shao, Y. Pei, Z. Chen, X. C. Zeng, *ACS Nano* **2011**, *5*, 7818–7829; b) H. Qian, M. Zhu, Z. Wu, R. Jin, *Acc. Chem. Res.* **2012**, *45*, 1470–1479; c) G. Li, C. Liu, Y. Lei, R. Jin, *Chem. Commun.* **2012**, *48*, 12005–12007; d) G. Li, R. Jin, *Acc. Chem. Res.* **2013**, *46*, 1749–1758; e) Z. Wu, R. Jin, *Chem. Eur. J.* **2013**, *19*, 12259–12263; f) J. Chen, Q.-F. Zhang, T. A. Bonaccorso, P. G. Williard, L.-S. Wang, *J. Am. Chem. Soc.* **2014**, *136*, 92–95; g) Y. Shichibu, M. Zhang, Y. Kamei, K. Konishi, *J. Am. Chem. Soc.* **2014**, *136*, 12892–12895; h) X.-K. Wan, S.-F. Yuan, Z.-W. Lin, Q.-M. Wang, *Angew. Chem. Int. Ed.* **2014**, *53*, 2923–2926; *Angew. Chem.* **2014**, *126*, 2967–2970; i) M. Boronat, A. Leyva-Pérez, A. Corma, *Acc. Chem. Res.* **2014**, *47*, 834–844; j) G. Li, H. Abroshan, Y. Chen, R. Jin, H. J. Kim, *J. Am. Chem. Soc.* **2015**, *137*, 14295–14304.
- [5] a) P. S. D. Robinson, G. N. Khairallah, G. da Silva, H. Lioe, R. A. O’Hair, *Angew. Chem. Int. Ed.* **2012**, *51*, 3812–3817; b) *Angew. Chem.* **2012**, *124*, 3878–3883; M. Boronat, T. López-Ausens, A. Corma, *J. Phys. Chem. C* **2014**, *118*, 9018–9029.
- [6] a) J. O. Oliver-Meseguer, J. R. Cabrero-Antonino, I. Domínguez, A. Leyva-Pérez, A. Corma, *Science* **2012**, *338*, 1452–1455; b) J. Oliver-Meseguer, A. L. Pérez, A. Corma, *ChemCatChem* **2013**, *5*, 3509–3515.
- [7] L. Jin, D. S. Weinberger, M. Melaimi, C. E. Moore, A. L. Rheingold, G. Bertrand, *Angew. Chem. Int. Ed.* **2014**, *53*, 9059–9063; *Angew. Chem.* **2014**, *126*, 9205–9209.
- [8] E. S. Smirnova, A. M. Echavarren, *Angew. Chem. Int. Ed.* **2013**, *52*, 9023–9026; *Angew. Chem.* **2013**, *125*, 9193–9196.
- [9] O. Herd, A. Hessler, H. Hingst, M. Tepper, O. Stelzer, *J. Organomet. Chem.* **1996**, *522*, 69–76.
- [10] a) A different complex [L₃Au₂](ClO₄)₂ [L = (Ph₂P)₂Py] has been reported, in which gold(I) is coordinated face to face only to the phosphines: S.-J. Shieh, D. Li, S.-M. Peng, C.-M. Che, *J. Chem.*

- Soc. Dalton Trans.* **1993**, 195–196; b) A similar structure was observed for $[(\text{Au}_2(\text{PNP}^{\text{tBu}})_2)(\text{BF}_4)_2]$: J. I. van der Vlugt, M. A. Sieglar, M. Janssen, D. Vogt, A. L. Spek, *Organometallics* **2009**, *28*, 7025–7032.
- [11] Other gold or gold-silver complexes with $(\text{Ph}_2\text{P})_2\text{Py}$ as a ligand: a) S.-J. Shieh, X. Hong, S.-M. Peng, C.-M. Che, *J. Chem. Soc. Dalton Trans.* **1994**, 3067–3067; b) Y. Jiang, Y.-T. Wang, Z.-G. Ma, Z.-H. Li, Q.-H. Wei, G.-N. Chen, *Organometallics* **2013**, *32*, 4919–4926.
- [12] The complex **2** shows stronger aurophilic interactions than **3**, and correlate to the emission maximums in the solid state of these compounds: $\lambda_{\text{max}} = 582 \text{ nm}$ for complex **2**, $\lambda_{\text{max}} = 544 \text{ nm}$ for complex **3**.
- [13] This data is in contrast to that found with more donating ligands such as N,N' -bis(di-*tert*-butylphosphanyl)imidazol-2-ylidene, which forms $[\text{Au}_3\text{L}_2]$ complexes: a) P. Ai, C. Gourlaouen, A. A. Danopoulos, P. Braunstein, *Inorg. Chem.* **2016**, *55*, 1219–1229; b) P. Ai, M. Mauro, L. De Cola, A. A. Danopoulos, P. Braunstein, *Angew. Chem. Int. Ed.* **2016**, *55*, 3338–3341; *Angew. Chem.* **2016**, *128*, 3399–3402.
- [14] CCDC 1453434 (**2**), 1453435 (**3**), 1453436 (**4**), 1453437 (**4'**), 1457361 (**5a**), 1457362 (**5b**), 1457363 (**5c**), 1457364 (**5d**), 1453438 (**6a**), and 1453439 (**7a**) contain the supplementary crystallographic data for this paper. These data can be obtained free of charge from The Cambridge Crystallographic Data Centre.
- [15] The same type of structure was found for a tetranuclear rhodium(I) complex with $(\text{Ph}_2\text{P})_2\text{Py}$ as the ligand: F. E. Wood, M. M. Olmstead, A. L. Bach, *J. Am. Chem. Soc.* **1983**, *105*, 6332–6334.
- [16] a) P. Schwerdtfeger, H. L. Hermann, H. Schmidbaur, *Inorg. Chem.* **2003**, *42*, 1334–1342; b) E. O'Grady, N. Kaltsoyannis, *Phys. Chem. Chem. Phys.* **2004**, *6*, 680–687.
- [17] a) The reaction was performed with 1,1,2,2-tetrachloroethane containing ca. 4.5 equiv water (ca. 0.06% water, Karl Fischer analysis); b) the μ^2 -hydroxo groups of **4** appear at $\delta = 5.33 \text{ ppm}$ in the ^1H NMR spectrum (CD_2Cl_2), and is very different from the OH of the bridged complex $[\text{LAu}(\text{OH})\text{AuL}]\text{BF}_4$ (L = Johnphos), which appears at $\delta = -0.42 \text{ ppm}$ (CDCl_3): A. Zhdanko, M. Ströbele, M. E. Maier, *Chem. Eur. J.* **2012**, *18*, 14732–14744.
- [18] In the solid state, the emission observed for **4** is more intense than in CH_2Cl_2 solution, with the maximum red-shifted in comparison with the maximum in solution. The difference between maxima is less for **4** than for **3** (9 vs. 54 nm), which suggests that the strength of aurophilic interactions for **4** remains in solution.
- [19] A similar Au_8 complex, **4'**, was obtained when AgSbF_6 was used, although one of the bridging $\mu\text{-OH}$ had been replaced by a bridging $\mu\text{-FSbF}_5$. See the Supporting Information for details on the X-ray structure of **4'**.
- [20] a) F. A. Vollenbroek, W. P. Bosman, J. J. Bour, J. H. Noordik, P. T. Beurskens, *J. Chem. Soc. Chem. Commun.* **1979**, 387–388; b) J. W. A. van der Velden, J. J. Bour, W. P. Bosman, J. H. Noordik, *Inorg. Chem.* **1983**, *22*, 1913–1918; c) Y. Yang, P. R. Sharp, *J. Am. Chem. Soc.* **1994**, *116*, 6983–6984; d) M. Schulz-Dobrick, M. Jansen, *Angew. Chem. Int. Ed.* **2008**, *47*, 2256–2259; *Angew. Chem.* **2008**, *120*, 2288–2291; e) Y. Kamei, Y. Shichibu, K. Konishi, *Angew. Chem. Int. Ed.* **2011**, *50*, 7442–7445; *Angew. Chem.* **2011**, *123*, 7580–7583; f) Y. Kamei, N. Robertson, Y. Shichibu, *J. Phys. Chem. C* **2015**, *119*, 10995–10999.
- [21] I. Mayer, *Int. J. Quantum Chem.* **1986**, *29*, 73–84.
- [22] For a structurally related Au_4 complex, see: T. M. Dau, Y.-A. Chen, A. J. Karttunen, E. V. Grachova, S. P. Tunik, K.-T. Lin, W.-Y. Hung, P.-T. Chou, T. A. Pakkanen, I. O. Koshevoy, *Inorg. Chem.* **2014**, *53*, 12720–12731.
- [23] a) Y. Ito, M. Inouye, M. Suginoe, M. Murakami, *J. Organomet. Chem.* **1988**, *342*, C41–C44; b) M. Murakami, M. Inouye, M. Suginoe, Y. Ito, *Bull. Chem. Soc. Jpn.* **1988**, *61*, 3649–3652.
- [24] a) A. N. Nesmeyanov, K. I. Grandberg, V. P. Dyadchenko, D. A. Lemenovskii, E. G. Perevalova, *Izv. Akad. Nauk SSSR Ser. Khim.* **1974**, 1206 [CAN 81:49772]; b) L. G. Kuzmina, *Koord. Khim.* **1994**, *20*, 540–546; c) J. Vicente, M.-D. Bermúdez, M. T. Chicote, M. J. Sánchez-Santano, *J. Chem. Soc. Chem. Commun.* **1989**, 141–142; d) J. Vicente, M. D. Bermúdez, J. Escobedo, M. P. Carrillo, P. G. Jones, *J. Chem. Soc. Dalton Trans.* **1990**, 3083–3089; e) F. Mohr, L. R. Falvello, M. Laguna, *Eur. J. Inorg. Chem.* **2006**, 833–838; f) A. S. Romanov, M. Bochmann, *Organometallics* **2015**, *34*, 2439–2454; g) D. Gasperini, A. Collado, A. Gómez-Suárez, D. B. Cordes, A. M. Z. Slawin, S. P. Nolan, *Chem. Eur. J.* **2015**, *21*, 5403–5412.
- [25] X.-L. Pei, Y. Yang, Z. Lei, S.-S. Chang, Z.-J. Guan, X.-K. Wan, T.-B. Wen, Q.-M. Wang, *J. Am. Chem. Soc.* **2015**, *137*, 5520–5525.
- [26] Lead references on the synthesis of ureas by transition-metal-catalyzed carbonylation of amines: a) B. Gabriele, G. Salerno, R. Mancuso, M. Costa, *J. Org. Chem.* **2004**, *69*, 4741–4750; b) K. Orito, M. Miyazawa, T. Nakamura, A. Horibata, H. Ushito, H. Nagasaki, M. Yuguchi, S. Yamashita, T. Yamazaki, M. Tokuda, *J. Org. Chem.* **2006**, *71*, 5951–5958; c) D. J. Díaz, A. K. Darko, L. McElwee-White, *Eur. J. Org. Chem.* **2007**, 4453–4465; d) F. Ragaini, *Dalton Trans.* **2009**, 6251–6266; e) Z.-H. Guan, H. Lei, M. Chen, Z.-H. Ren, Y. Bai, Y.-Y. Wang, *Adv. Synth. Catal.* **2012**, *354*, 489–496; f) S. T. Gadge, B. M. Bhanage, *RSC Adv.* **2014**, *4*, 10367–10389.
- [27] a) F. Shi, Y. Deng, *Chem. Commun.* **2001**, 443–444; b) F. Shi, Y. Deng, *J. Catal.* **2002**, *211*, 548–551.
- [28] G. Kyriakou, S. K. Beaumont, S. M. Humphrey, C. Antonetti, R. M. Lambert, *ChemCatChem* **2010**, *2*, 1444–1449.
- [29] a) B. Zhu, R. J. Angelici, *J. Am. Chem. Soc.* **2006**, *128*, 14460–14461; b) E. R. Klobukowski, R. J. Angelici, L. K. Woo, *Organometallics* **2012**, *31*, 2785–2792.
- [30] A. Noujima, T. Mitsudome, T. Mizugaki, K. Jitsukawa, K. Kaneda, *Green Chem.* **2013**, *15*, 608–611.
- [31] T. Tsuda, Y. Isegawa, T. Saegusa, *J. Org. Chem.* **1972**, *37*, 2670–2672.
- [32] W. W. Weare, S. M. Reed, M. G. Warner, J. E. Hutchison, *J. Am. Chem. Soc.* **2000**, *122*, 12890–12891.
- [33] B. Ranieri, I. Escofet, A. M. Echavarren, *Org. Biomol. Chem.* **2015**, *13*, 7103–7118.
- [34] See the Supporting Information for details.
- [35] The mercury test gave a “false-negative result” since **7a** decomposes in the presence of Hg at room temperature in CD_2Cl_2 . For other false-negative mercury tests, see: P. Dyson, *Dalton Trans.* **2003**, 2964–2974.

Received: April 1, 2016

Published online: May 11, 2016