



LJMU Research Online

Deb, P, Debnath, B, Hasan, M, Alqarni, AS, Alaskar, A, Alsabhan, AH, Khan, MA, Alam, S and Hashim, KS

Development of Eco-Friendly Concrete Mix Using Recycled Aggregates: Structural Performance and Pore Feature Study Using Image Analysis.

<http://researchonline.ljmu.ac.uk/id/eprint/16807/>

Article

Citation (please note it is advisable to refer to the publisher's version if you intend to cite from this work)

Deb, P, Debnath, B, Hasan, M, Alqarni, AS, Alaskar, A, Alsabhan, AH, Khan, MA, Alam, S and Hashim, KS (2022) Development of Eco-Friendly Concrete Mix Using Recycled Aggregates: Structural Performance and Pore Feature Study Using Image Analysis. Materials (Basel, Switzerland). 15 (8). ISSN

LJMU has developed [LJMU Research Online](#) for users to access the research output of the University more effectively. Copyright © and Moral Rights for the papers on this site are retained by the individual authors and/or other copyright owners. Users may download and/or print one copy of any article(s) in LJMU Research Online to facilitate their private study or for non-commercial research. You may not engage in further distribution of the material or use it for any profit-making activities or any commercial gain.







The version presented here may differ from the published version or from the version of the record. Please see the repository URL above for details on accessing the published version and note that access may require a subscription.

For more information please contact researchonline@ljmu.ac.uk

<http://researchonline.ljmu.ac.uk/>

Article

Development of Eco-Friendly Concrete Mix Using Recycled Aggregates: Structural Performance and Pore Feature Study Using Image Analysis

Plaban Deb ¹, Barnali Debnath ² , Murtaza Hasan ^{1,*} , Ali S. Alqarni ^{3,*} , Abdulaziz Alaskar ³,
Abdullah H. Alsabhan ³, Mohammad Amir Khan ⁴ , Shamshad Alam ³  and Khalid S. Hashim ⁵ 

- ¹ Department of Civil Engineering, Chandigarh University, Mohali 140413, Punjab, India; plaban930@gmail.com
- ² Department of Civil Engineering, North Tripura District Polytechnic, Bagbassa 799253, Tripura, India; brnali540@gmail.com
- ³ Department of Civil Engineering, College of Engineering, King Saud University, P.O. Box 800, Riyadh-11421, Saudi Arabia; abalaskar@ksu.edu.sa (A.A.); aalsabhan@ksu.edu.sa (A.H.A.); salam@ksu.edu.sa (S.A.)
- ⁴ Department of Civil Engineering, Galgotia College of Engineering, Knowledge Park I, Greater Noida 201310, Uttar Pradesh, India; amirdmadu@gmail.com
- ⁵ Built Environment and Sustainable Technologies (BEST) Research Institute, Liverpool John Moores University, Liverpool L3 3AF, UK; k.s.hashim@ljmu.ac.uk
- * Correspondence: murtazadce@gmail.com (M.H.); aalqarni@ksu.edu.sa (A.S.A.)



Citation: Deb, P.; Debnath, B.; Hasan, M.; Alqarni, A.S.; Alaskar, A.; Alsabhan, A.H.; Khan, M.A.; Alam, S.; Hashim, K.S. Development of Eco-Friendly Concrete Mix Using Recycled Aggregates: Structural Performance and Pore Feature Study Using Image Analysis. *Materials* **2022**, *15*, 2953. <https://doi.org/10.3390/ma15082953>

Academic Editors: Andrea Petrella, Michele Notarnicola and Francisco Agrela

Received: 12 March 2022

Accepted: 16 April 2022

Published: 18 April 2022

Publisher's Note: MDPI stays neutral with regard to jurisdictional claims in published maps and institutional affiliations.



Copyright: © 2022 by the authors. Licensee MDPI, Basel, Switzerland. This article is an open access article distributed under the terms and conditions of the Creative Commons Attribution (CC BY) license (<https://creativecommons.org/licenses/by/4.0/>).

Abstract: The shortage of natural aggregates has compelled the developers to devote their efforts to finding alternative aggregates. On the other hand, demolition waste from old constructions creates huge land acquisition problems and environmental pollution. Both these problems can be solved by recycling waste materials. The current study aims to use recycled brick aggregates (RBA) to develop eco-friendly pervious concrete (PC) and investigate the new concrete's structural performance and pore structure distributions. Through laboratory testing and image processing techniques, the effects of replacement ratio (0%, 20%, 40%, 60%, 80%, and 100%) and particle size (4.75 mm, 9.5 mm, and 12.5 mm) on both structural performance and pore feature were analyzed. The obtained results showed that the smallest aggregate size (size = 4.75 mm) provides the best strength compared to the large sizes. The image analysis method has shown the average pore sizes of PC mixes made with smaller aggregates (size = 4.75 mm) as 1.8–2 mm, whereas the mixes prepared with an aggregate size of 9.5 mm and 12.5 mm can provide pore sizes of 2.9–3.1 mm and 3.7–4.2 mm, respectively. In summary, the results confirmed that 40–60% of the natural aggregates could be replaced with RBA without influencing both strength and pore features.

Keywords: recycled brick aggregate; pervious concrete; image processing; pore feature

1. Introduction

The growing need for natural aggregates in the construction sector is causing a scarcity of materials and creating an environmental imbalance. [1,2]. Some countries, therefore, have restricted the excess use of natural aggregates in construction [3]. The north-eastern part of India, especially Tripura, is suffering from the unavailability of natural aggregates, and these are mostly imported from the nearby country Bangladesh [4–6]. As the states do not have their own source of natural aggregates and depend on other states/countries, the cost of natural stone is much higher in such areas [7]. As the world is becoming environmentally more conscious, any project nowadays not only considers the economy of the project but also checks the environmental impact that the project would have on the livelihood of the human being. Being a nonrenewable resource, natural aggregates requires an alternative to counteract their overuse and shortages [8]. On the other hand, demolishing old structures

produces a considerable amount of construction and demolition waste (CDW) that requires expensive disposal, and thereby large land areas become occupied [9,10]. Billions of tons of CDW annually are generated worldwide, causing severe environmental problems, such as water and soil pollution and infrastructural problems. For example, choking sewer systems in Chennai, India, due to the accumulation of CDW, resulted in a severe flood in 2015 [11]. Therefore, researchers are constantly trying to find innovative ways to recycle or reuse CDW to minimize their severe environmental and infrastructural problems effects, such as using recycled aggregates (RA) and recycled concrete aggregates (RCA) in construction material [7–9]. The concept of using RA as a construction material is not new, and there are several studies on the use of RA in concrete mixes or asphalt mixes [10–17]. In addition, researchers have recently tried to use RA in pervious concrete (PC) mixes [18,19].

Pervious concrete (PC) is an emerging construction concept that is a benefit to urban developers as it is the best and most sustainable way to control urban stormwater [20–22]. Currently, most developed and many developing countries are looking forward to using the PC in urban areas for its advantages from an ecological and hydrological point of view. Researchers have studied several aspects of PC as a pavement structure for managing heavy runoff in urban areas and ‘Urban Heat Island’ control [23–26]. PC is mainly porous concrete mixes having a certain amount of voids through which the runoff can be transferred to the lower layers and finally to the groundwater. Around 15–30% of voids are generally present in the PC mixes that can effectively produce an infiltration rate of around 0.1–3.5 cm/s [20,27]. However, the presence of these voids drastically affects the strength of PC mixes [28,29]. Hence, pervious concrete pavements cannot be implemented on any good quality service roads such as expressways, highways, or any other connecting roads. The major application of PCs can be found in parking lots, sidewalks, shoulders, etc., where low-strength pavements are also acceptable. The compressive strength of PC mixes generally ranges from 2 to 30 MPa, whereas the average strength of ‘Pavement Quality Concrete (PQC)’ is around 40 MPa. The foregoing studies on PCs have incorporated several governing factors such as (a) size, shape, and type of aggregate, (b) mix proportions, (c) void content, (d) water–cement ratio, (e) aggregate–binder ratio, (f) compaction type, and many others.

Zaetang et al. [30] have used lightweight aggregates (LWA) for preparing PC mixes and observed that the strength of PC mixes using LWA ranged from 2.47 MPa to 6 MPa. Considering the type of aggregates, the majority of the researchers have used natural stone aggregates, although some researchers have used lightweight aggregates, recycled aggregates, brick aggregates, steel slag aggregates, etc. [19,28,30–35]. Debnath and Sarkar [36] carried out a detailed characterization of PCs using over-burnt bricks and found that brick aggregates can be a good option for minimizing the consumption of stones. Steel slag aggregates were also used in the production of PC; the results of these studies indicated the compressive strength of the produced PC is in the range of 10–30 MPa with a permeability range of 0.2–2.8 cm/s [33,37]. Gaedicke et al. [38] found that using RA in PC could keep the compressive strength of the produced PC (PC-RA) in the range of 8–20 MPa, whereas the compressive strength of PC made of natural aggregates (PC-NA) is about 28 MPa. In addition, the permeability of the PC-RA is in the range of 0.5–1.5 cm/s, whereas the maximum permeability of PC-NA is 1.2 cm/s. Other studies on PC-RA have also mentioned that RAs are feasible enough to be used in PC mixes. However, all the previous studies focused on recycled concrete aggregates (RCA) and they have not focused particularly on recycled brick aggregates (RBAs). Thus the performance and suitability of RBAs in pervious concrete mixes are unknown. The present study addresses this research gap and aims at using recycled brick aggregates (RBA) in the production of PC. This study mostly focuses on the mechanical properties of the produced PC and the suitability of RBAs in PC mixes. Moreover, the past studies on PC-RA mainly conducted experimental tests to find out the performances, while the current study uses image analysis along with the experimental tests to investigate the performance of the produced concrete. The novelty of this research work mainly lies in the use of RBA in the PC mixes which will help to mitigate

the shortage of NA as well as the nuisances created by CDW. This study primarily provides a simple overview of the structural behavior and pore feature details of PC mixes prepared with recycled brick aggregates.

2. Experimental Plan

2.1. Aggregates and Other Materials

Demolition wastes were collected from a nearby construction site in India, and then recycled brick aggregates were collected from these, see Figure 1. The latter shows that the aggregates consist of crushed brick and mortar. The collected aggregates were sieved and graded to obtain three different aggregate gradations named RBA-12.5, RBA-9.5, and RBA-4.75, see Table 1. The general properties of RBAs are also evaluated and compared with the properties of natural stone and natural brick aggregates (NBA) (Table 2). The table provides the average values of different test results. The properties were calculated for different size fractions and then the average values are represented here for ease of comparison. Ordinary Portland Cement (OPC)-43 grade cement was used as a binder for preparing PC mixes, and sand was used as fine aggregate. The use of sand in PC mixes is generally prohibited, but some studies mentioned that sand provides better bonding and is essential when non-conventional aggregates are used in PC mixes [22]. Thus, in this study, 10% of sand by volume of coarse aggregate is used in the mix.




Figure 1. Recycled brick aggregate (RBA).

Table 1. Aggregate gradation.

Gradation	Size of Aggregate (Percentage Passing)				
	13.2 mm	12.5 mm	9.5 mm	6.3 mm	4.75 mm
RBA-12.5	100	0	0	0	0
RBA-9.5	100	100	0	0	0
RBA-4.75	100	100	100	100	0

Table 2. General properties of RBA (standard specifications were followed from [39,40]).

Properties	NA	RBA	NBA (Over-Burnt)	Standard Guidelines
Impact value (%)	18.4	33.4	36.2	IS:2386, Part IV [40]
Abrasion value (%)	25.6	40.8	45.3	IS:2386, Part IV [40]
Crushing value (%)	22.5	36.5	38.7	IS:2386, Part IV [40]
Specific gravity	2.781	1.975	1.912	IS:2386, Part III [39]

Mix Design and Preparation of Samples

The addition of RBA in PCs was performed in different sets depending upon the quantity of RBA. Several blending proportions were used, and natural aggregate (NA) was partially/fully replaced by RBA. The blending proportions (NA:RBA) were 100:0, 80:20, 60:40, 40:60, 20:80, and 0:100. The mix design method used in this study was following the research conducted by Debnath and Sarkar [36], as there is a lack of standard specifications for mix design of PC with non-conventional aggregates. The water–cement ratio was chosen as 0.3, and the designed air void was 20%. Table 3 shows the mixed proportions of cement, aggregate, and water along with a commercial superplasticizer (BASF Master Rheobuild 1125, Master Builders Solutions India Private Limited, Navi Mumbai, Maharashtra, India). The samples were prepared in a traditional concrete mixer, and then the prepared mix was transferred into some prefabricated molds depending upon the type of tests. A curing period of 28 days was fixed for all the mixes.

Table 3. Mix proportion of PC mixes.

Mix Type	NA (%)	RBA (%)	NA (kg/m ³)	RBA (kg/m ³)	Binder (kg/m ³)	Sand (kg/m ³)	Water (kg/m ³)	Admixture (kg/m ³)
RBA-0	100	0	1619.57	0	242.42	161.83	72.73	1.94
RBA-20	80	20	1295.66	230.12	242.42	161.83	72.73	1.94
RBA-40	60	40	971.74	460.24	242.42	161.83	72.73	1.94
RBA-60	40	60	647.83	690.36	242.42	161.83	72.73	1.94
RBA-80	20	80	323.91	920.48	242.42	161.83	72.73	1.94
RBA-100	0	100	0	1150.60	242.42	161.83	72.73	1.94

3. Analysis Methods

3.1. Structural Behavior

The structural performance of the PC was evaluated by checking its compressive strength and flexural strength behavior. According to IS: 516 [41], the compressive strength was performed using a cube of 150 mm × 150 mm × 150 mm. The cubes were prepared using the standard cube molds followed by IS:516 [41]. The loading rate during testing was kept as 4 tonne/mm. The flexure behavior of PC was calculated using beams of size 100 mm × 100 mm × 500 mm. A four-point loading system was used for this test, as shown in Figure 2, where the load was applied through a loading frame, and the failure load was recorded using a load cell.




Figure 2. Four-point bending test.

Pore Feature and Image Analysis

The porous nature of PC was accumulated through porosity analysis in both the experimental and image analysis process. The experimental method adopted for porosity analysis was followed by ASTM C1754 [42] and other past studies [28]. Cylinders of 100 mm in diameter and 200 mm in height were chosen for performing the tests, where the basic water-displacement concept was used. In the 2nd phase, the PC mixes were analyzed using the popular 'Image Processing Technique (IPT)', where the PC images were processed and thresholded to find the number of voids present in the mixes. Image processing is a widely used method in different fields of engineering. For the past few years, this IPT is also being used for identifying several responses of structures [43]. Freely available software 'ImageJTM' was used here, and the stereological analysis was conducted [44]. The method adopted for IPT is described through a flow chart in Figure 3. Initially, circular images were scanned from different locations of different PC samples. A similar cylindrical specimen was used for IPT as used for porosity calculation. Then the specimen was cut at five equal intervals to find thin slices, which means each specimen gave five slices. Three replicates were also used for each mix to quantify the variability in the pore distributions, which ultimately produced 15 slices for a particular mix type. The slices were then painted white to identify pores and solid phases properly. Once the solid and pores were identified, the slices were then scanned with a flatbed scanner, and the images' scaling was performed. After scaling and smoothening of boundaries, these were converted into binary images followed by thresholding and unnecessary noise removal. Finally, a square cross-section was cropped from each image (equal size for each type of mix), which denoted the representative area element (RAE). This RAE signifies the behavior of a whole specimen, and hence this RAE should be selected carefully. As PC mixes are porous and have variability in pore distribution, 15 RAEs were taken from each mix, which can represent the behavior of that particular mix.




Figure 3. Method of image processing.

4. Results and Discussions

4.1. Strength Behavior of PC-RBA

4.1.1. Compressive Strength

This section gives the detailed test results of compressive strength (fcs) of PC mixes produced with RBAs. The variation of fcs values for different blending proportions of RBA is shown in Figure 4, where it can be observed that the average fcs values are becoming reduced with the increased proportions of RBA. The PC mix with 100% NA has shown an fcs value of 14–16.7 MPa, whereas the fcs value of the PC mix with 100% RBA is only about 1.3–2.1 MPa. The recycled bricks have lesser strength properties such as crushing value, impact value, etc., compared to natural ones (refer to Table 2), and hence the concrete mixes produced with RBA become weaker than PC-NA. The typical lower limit of fcs for PC mixes is recommended as 3 MPa [45] and the majority of researchers have found or suggested an fcs value of at least 6 MPa for PC mixes made with single-sized aggregates [30,46]. However, it is observed in the figure that the PC mix with 100% RBA is not able to provide the lower limit of fcs, and can give an fcs value of about 1.3–2.1 MPa, irrespective of aggregate size. The PC mix with 80% RBA can produce an fcs value of about 3.2 MPa, 3.6 MPa, and 4.2 MPa for RBA-12.5, RBA-9.5, and RBA-4.75, respectively higher than the lower limit, although these do not satisfy the suggested limit (6 MPa). However, the PC mix made with 60% RBA is showing an fcs value of 6.1 MPa and 6.6 MPa for RBA-9.5 and RBA-4.75, which is very slightly higher than the suggested limit, while the mix RBA-60 with an aggregate size of 12.5 mm can reach an fcs value of 4.9 MPa. On the other hand, the PC mixes with 40% or 20% can provide fcs values much higher than the suggested limit for any aggregate size. For the mixes RBA-40 and RBA-20, the fcs values are 1.4–1.8 times and 1.7–2.4 times higher than the suggested limit. Therefore, if 6 MPa is taken as a benchmark of compressive strength for PC mixes, the natural aggregates can be replaced by 60% of RBA, when the aggregate size is 9.5 mm or less. Similarly, for an aggregate size of 12.5 mm, the natural aggregates can be replaced by 40% of RBA.

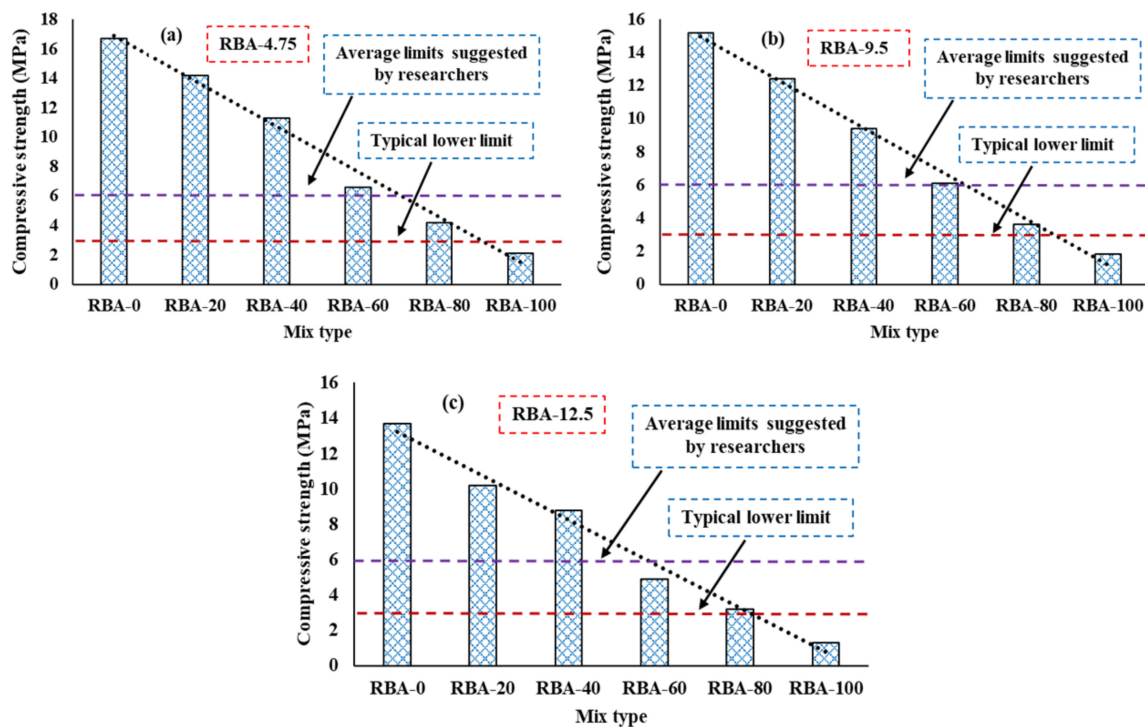


Figure 4. Compressive strength of PC mixes, (a) for RBA-4.75, (b) RBA-9.5, (c) RBA-12.5.

4.1.2. Flexural Strength

As pervious concretes are mostly used as paved sections, the flexural response also becomes essential. The flexural strength (f_r) variations for different mixes are shown in Figure 5, where it is observed that the mixes produced with a higher percentage of RBA are not suitable to withstand a high flexural load. The variations of f_r are somewhat similar to that of f_{cs} due to the poor strength of RBAs. The path of flexural load transfer mostly propagates through the aggregates, and hence the weaker RBAs cannot take more loads. The typical lower limit of f_r was suggested as 1 MPa [26,39], and it is found that the PC mixes made with 100% and 80% RBA cannot provide the minimum required value of f_r for RBA-4.75. When the 4.75 mm aggregate is used for preparing PC mixes, f_r values are obtained as 0.43 MPa, 0.74 MPa, 1.1 MPa, 1.5 MPa, 1.8 MPa, and 2.4 MPa for the mixes RBA-100, RBA-80, RBA-60, RBA-40, RBA-20, and RBA-0, respectively. However, for RBA-9.5 and RBA-12.5, 100% and 80% and 60% RBA usage are not useful for obtaining a limit value of flexural strength. The aggregate size of 9.5 mm f_r values are obtained as 0.38 MPa, 0.57 MPa, 0.82 MPa, 1.2 MPa, 1.5 MPa, and 2.1 MPa for the mixes RBA-100, RBA-80, RBA-60, RBA-40, RBA-20, and RBA-0, respectively. Similarly, the aggregate size of 12.5 mm f_r values are obtained as 0.33 MPa, 0.49 MPa, 0.75 MPa, 1.1 MPa, 1.3 MPa, and 1.9 MPa for the mixes RBA-100, RBA-80, RBA-60, RBA-40, RBA-20, and RBA-0, respectively. Another important thing that can be noticed here is that the value of f_r is higher for smaller aggregates compared to larger aggregates, which is primarily happening due to the presence of smaller pore sizes. The gap between two large aggregates is much higher than the gap between two small aggregates, and hence the crack propagation in the mixes with larger aggregates becomes much easier.

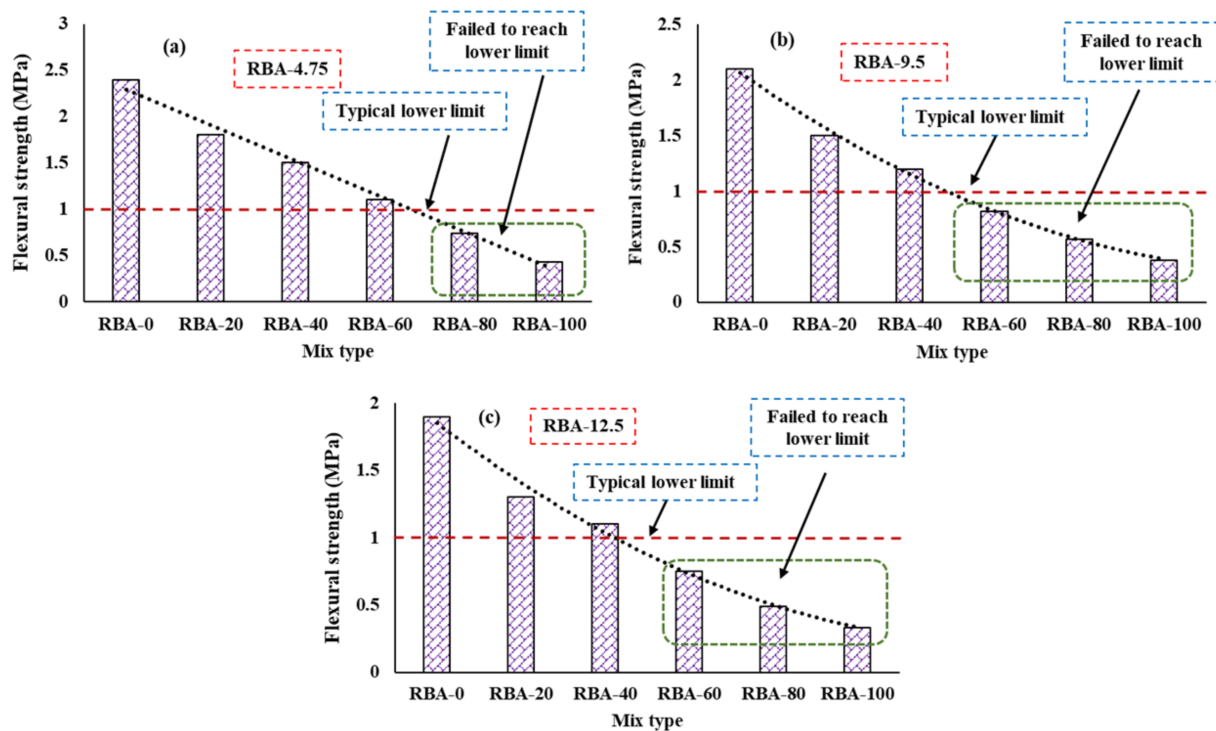


Figure 5. Flexural behavior of PC, (a) for RBA-4.75, (b) RBA-9.5, (c) RBA-12.5.

4.2. Pore Feature Analysis

A suitable porous structure and sufficient amount of voids are the key factors of PCs as an adequate water percolation rate can only be achieved due to the presence of these voids. In this study, the porous nature is checked in two ways: (a) porosity measurement and (b) stereological analysis through IPT. The experimental porosity results are shown in Figure 6, where it can be found that the effect of RBAs on the change of porosity values

is very little as the porosity value is slightly increasing with the increase in RBA content. It was observed from the literature that the porosity of PC mixes ranges from 15–30%, and here all the mixes show a porosity range of 20% to 30%, which is quite satisfactory. However, the difference in porosity values is much more prominent if the size of aggregates is changed. For an aggregate size of 4.75 mm, the porosity lies in the range of 20–22%, increasing up to 26–27% if a 9.5 mm size aggregate is used. Similarly, the porosity values can be achieved up to 32% if the aggregate size is kept at 12.5 mm. Such varying porosity is common because of the production of different sizes of pores in PC mixes when varying aggregates are used.

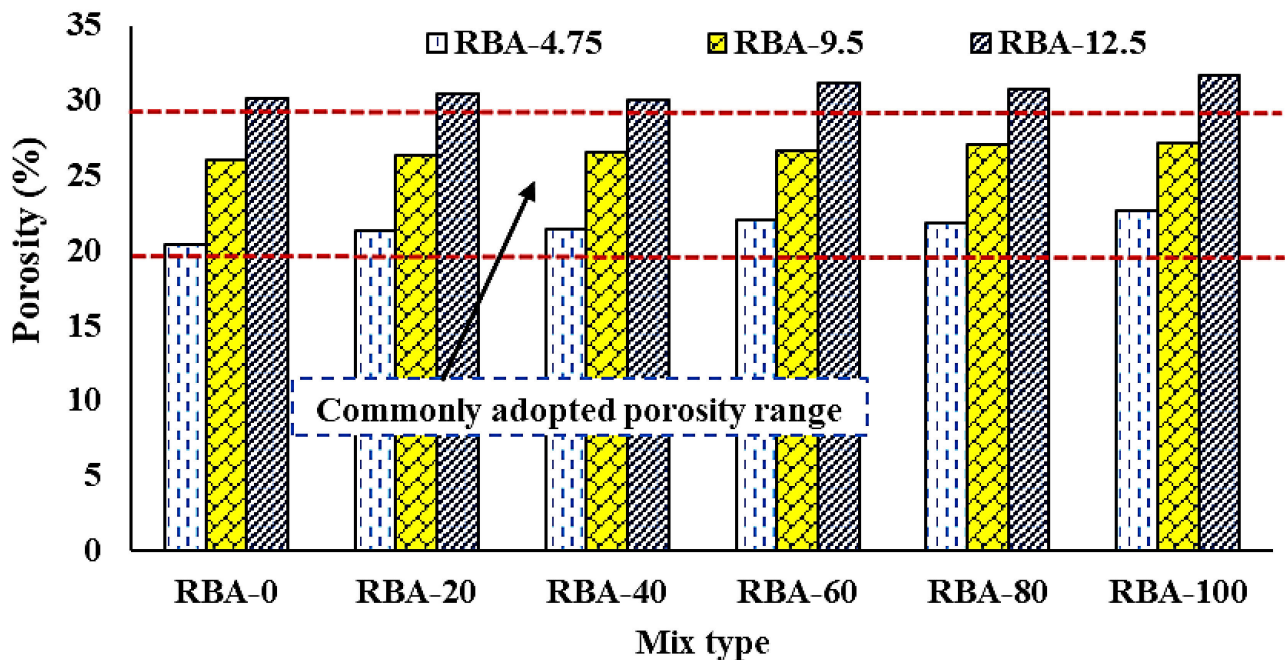


Figure 6. Variation of porosity in PC mixes.

This can be better understood from the RAEs collected from different mixes, reflecting the pore distribution in a particular PC mix (Figure 7). Image analysis helps to understand the size of the pores and the distribution of pores in a mix. In this study, the size of pores is identified from the stereological method, which signifies that the area fractions present in each RAE will be numerically equal to the actual porosity calculated experimentally. From this stereological image analysis, several parameters are obtained, such as the area fractions, pore histograms, and pore size present in each type of mix. The area fractions identified for each slice of each replicate of all mixes are mentioned in Table 4, along with the standard deviations and the experimental porosity values. The standard deviation values obtained for the slices S1 to S15 for each type of mix lie in the range of 0.76–1.97. This indicates that the replicates of each mix do not show any great variability and the pore distribution along the specimen is almost homogeneous. According to the stereological theory, the average values of A_f need to be the same as n_{exp} . However, it is found that the values of A_f for each mix are slightly higher than n_{exp} , indicating a higher void content (Figure 8). However, this variation lies in the range of 0.2% to 7%, and hence it can be assumed that the chosen RAEs can easily replicate the actual specimen.

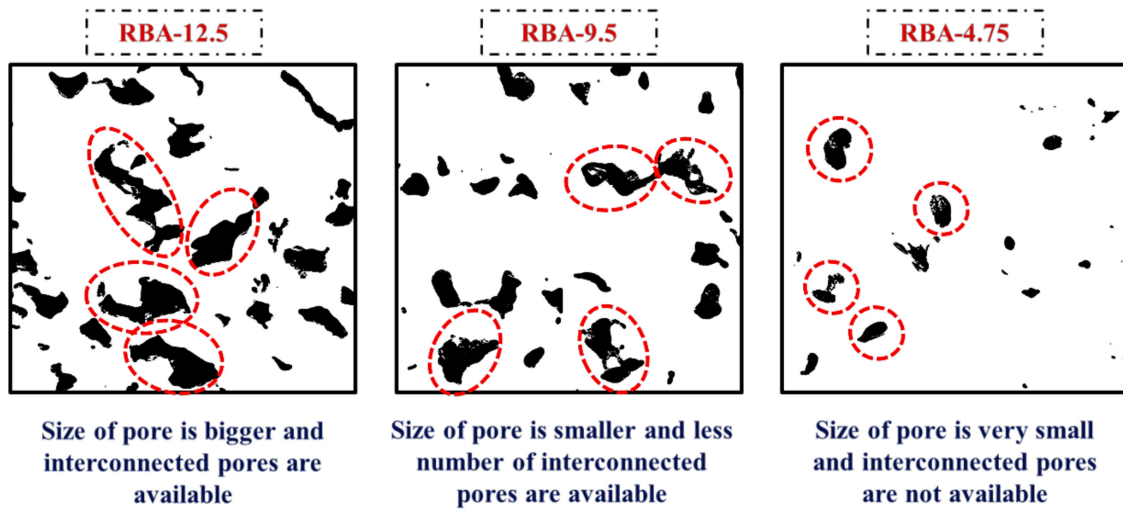


Figure 7. Typical RAEs for mixes with different aggregate sizes.

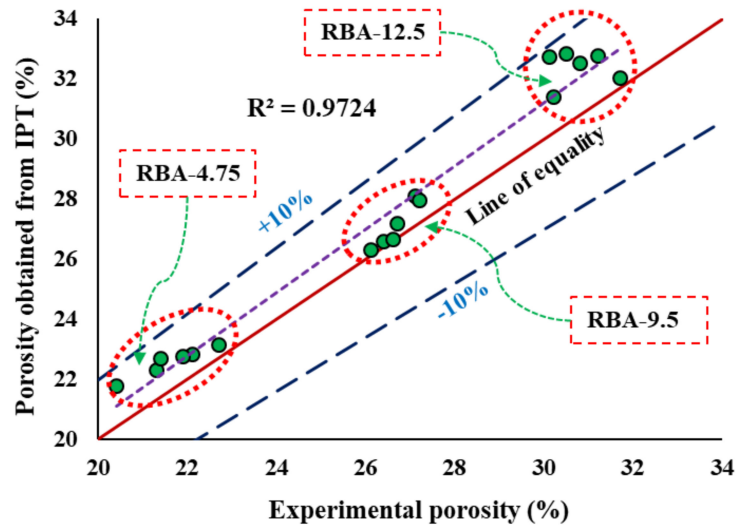


Figure 8. Comparison of experimental porosity with the porosity obtained from IPT.

Table 4. Details of area fractions obtained from RAEs.

Mix Type	R-1			R-2					R-3					St Dev	Average	Experimental Porosity (n_{exp})		
	S1	S2	S3	S4	S5	S6	S7	S8	S9	S10	S11	S12	S13				S14	S15
RBA-0	21.4	24.2	21.6	22.4	25.4	23.2	18.7	20.8	21.7	24.3	20.5	23.4	21.1	18.3	20.1	1.97	21.81	20.4
RBA-20	22.4	23.6	20.7	19.7	21.4	23.7	26.2	21.5	20.6	25.4	23.4	20.2	19.7	23.6	22.4	1.94	22.30	21.3
RBA-40	21.6	22.4	22.3	24.6	22.7	23.4	21.8	22.6	25.1	23.2	20.6	22.1	21.9	23.6	22.7	1.11	22.71	21.4
RBA-60	23.6	25.1	20.4	22.7	23.4	21.8	26.7	21.4	25.3	24.1	21.3	20.2	21.4	23.6	21.4	1.86	22.83	22.1
RBA-80	21.5	22.3	21.7	24.1	23.5	24.3	22.4	22.9	21.6	23.4	21.4	25.1	22.2	23.6	21.7	1.13	22.78	21.9
RBA-100	22.6	25.4	23.1	22.3	21.6	24.8	22.7	23.3	21.6	22.9	24.7	23.5	24.1	23.5	21.4	1.17	23.17	22.7
RBA-0	28.4	25.3	25.6	24.1	25.3	27.4	24.6	25.8	26.8	26.9	27.8	25.6	28.9	26.8	25.7	1.34	26.33	26.1
RBA-20	26.4	25.5	26.5	27.3	27.7	26.3	26.9	25.8	26.1	25.5	26.2	27.4	26.7	26.2	28.4	0.79	26.59	26.4
RBA-40	27.4	26.8	26.7	25.8	27.4	28.3	25.7	26.8	25.9	26.3	27.4	25.9	27.3	26.4	25.7	0.76	26.65	26.6
RBA-60	26.7	28.6	25.6	28.4	27.6	25.7	28.3	27.4	26.8	25.8	26.3	25.8	29.1	27.4	28.4	1.15	27.19	26.7
RBA-80	27.8	28.9	26.7	29.4	28.4	27.6	28.3	28.7	28.9	26.8	27.7	28.8	29.6	27.4	26.8	0.91	28.12	27.1
RBA-100	29.4	27.6	28.7	28.3	28.4	27.5	29.5	27.4	28.5	26.7	28.7	26.7	25.9	27.5	28.8	1.00	27.97	27.2
RBA-0	31.2	32.5	29.8	30.7	30.6	31.6	31.7	31.5	30.2	30.8	33.4	31.4	32.1	31.6	32.2	0.90	31.42	30.2
RBA-20	32.4	33.6	32.7	33.4	31.5	33.8	31.2	32.4	32.8	33.6	34.6	33.4	32.8	31.8	32.7	0.89	32.85	30.5
RBA-40	33.2	32.6	32.1	32.8	33.2	36.4	33.2	31.5	31.4	32.3	31.9	32.7	32.5	33.4	31.7	1.16	32.73	30.1
RBA-60	33.5	31.6	32.7	32.5	32.4	33.6	33.8	31.5	34.2	31.7	32.6	31.8	32.7	33.8	33.4	0.86	32.79	31.2
RBA-80	32.7	32.8	32.1	30.8	34.5	32.2	32.6	31.6	33.4	32.6	32.8	31.9	33.5	31.9	32.5	0.84	32.53	30.8
RBA-100	34.3	32.1	31.5	30.6	32.1	31.6	30.7	31.8	31.1	32.5	32.2	33.1	30.8	34.6	31.4	1.16	32.03	31.9

Another major outcome obtained from IPT is calculating the size of the pores in each mix. For obtaining the size of pores, two assumptions are taken in this study, (a) the shapes of the pores are circular, and (b) each pore has a distinct property. Several pore sizes are obtained from a single RAE, and then the cumulative frequency distribution (CFD) curves are drawn to find the equivalent pore size. In the present study, the equivalent pore size is taken as the d_{50} value, i.e., the pore size matching with 50% CFD curve is considered as d_{50} . The variation of CFD curves for different mixes is shown in Figure 9, and the average pore sizes for all the mixes are mentioned in Figure 10. It can be seen that the size of the pores for the mixes produced with RBA-12.5 is much larger than that of the mixes produced with RBA-4.75, which is mainly attributed to the presence of larger-sized aggregates in the mixes of RBA-12.5. It can also be understood from Figure 7, where the processed images are shown for three different sizes of aggregates. The available pore size for RBA-4.75 is much smaller as compared to RBA-12.5.

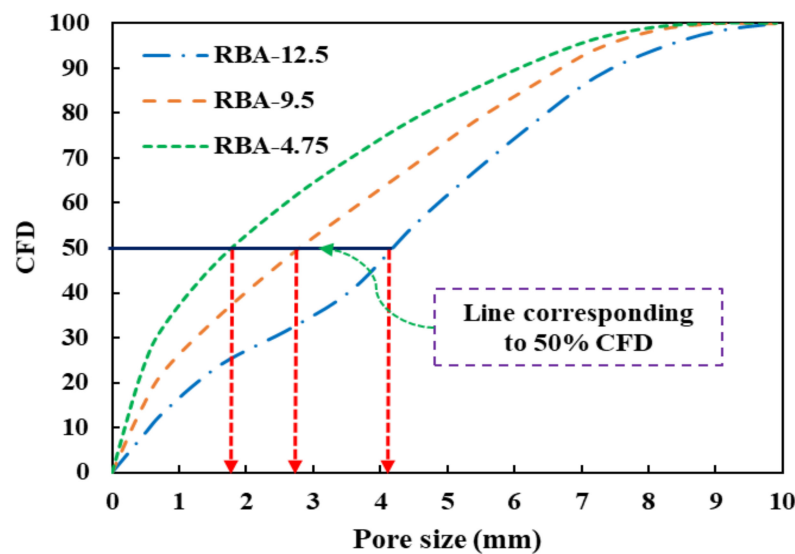


Figure 9. Frequency distribution and pore size calculation.

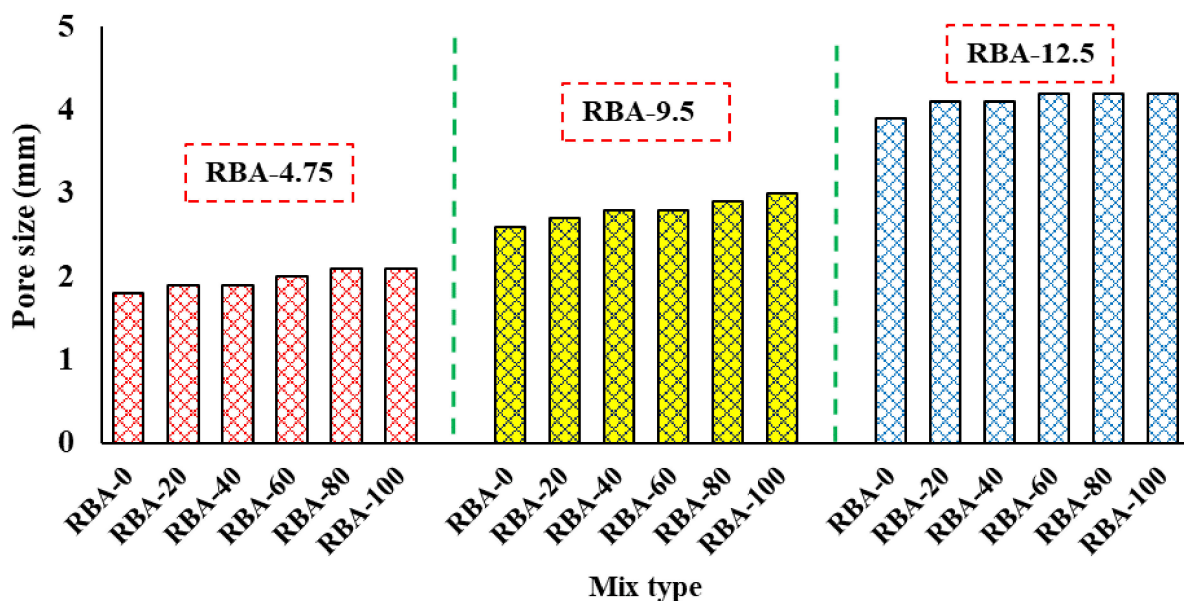


Figure 10. Average pore sizes for different mixes.

5. Summary of the Test Results

This study provides a preliminary understanding of the usage of recycled brick aggregates in the preparation of pervious concrete mixes. Several percentages of RBAs replace the natural aggregates, and the structural performance, i.e., the strength of the PC mixes, is checked through experimental tests. Being a bi-functional structure, pervious concrete also possesses internal voids for adequate water percolation. This study checks this porous nature through experiments and image processing techniques. The major outcome of the study deals with the applicability of RBAs in PC, and it is found that the full replacement of natural aggregates may not be possible as the effects of RBAs and NAs in PC mixes are not the same. If a PC mix is produced with 100% NA, the compressive strength can be obtained up to 14–16.7 MPa, which will be reduced to 1.3–2.1 MPa with the usage of 100 RBAs. The overall results show that the natural aggregates can be replaced by up to 40–60% of RBAs for ensuring a satisfactory strength. However, the aggregate size also plays an important role here as the smaller aggregates can provide better strength than large aggregates. Compressive and flexural strength values show that 60% of RBAs can be used in PCs if the aggregate size is chosen as 4.75 mm. However, if the aggregate size is larger than 4.75 mm (9.5 mm or 12.5 mm), natural aggregates can be replaced by 40% of RBAs. The porosity does not have much effect on the quantities of RBA that are being used in the mix; rather the porosity is greatly affected by the size of the RBA used in the mix. It is found that the use of 12.5 mm sized RBAs can provide a better porosity, although the use of 4.75 mm sized RBAs can also provide a satisfactory porosity. However, the image analysis reveals that the size of the pores present in PC mixes made with 12.5 mm sized aggregate is about 80% higher than that of the mixes made with 4.75 mm sized aggregates. Considering both strength and porosity, it can be decided that the size of RBA used in PC should be in the range of 4.75 mm to 9.5 mm. In short, it is clear from the test results that the RBAs can easily replace a certain percentage of NA, which will help to conserve our natural resources and also minimize the adverse environmental effects of demolition wastes.

6. Conclusions

The deficiency of natural aggregates for the growing demand for construction is assisting the search for alternate materials. From the perspective of natural resource conservation, other marginal materials have more environmental benefits. Moreover, the generation of substantial demolition waste creates several environmental nuisances that can only be minimized by recycling or reusing the waste materials. Both these severe issues can be curtailed by using recycled aggregates in the construction work, which will resolve the problems associated with waste disposal and reduce the consumption of natural aggregates. This study uses recycled brick aggregate in pervious concrete mixes with the intention of partially or fully replacing the natural aggregates. However, the test results disclose that the use of 100% RBAs in PC mixes may not be suitable from the structural point of view, as the use of 100% RBAs cannot provide adequate strength for the PC mixes. The overall test results and image analysis show that the smaller-sized RBAs (4.75 mm to 9.5 mm) are very useful for providing adequate pore size and sufficient strength and porosity. Although some laboratory tests and image analyses of the PC samples have been conducted in this study, further studies need to be carried out for the overall application of RBA in PC. The performance of PC under fatigue load needs further study because the pavements are often subjected to repeated loading and are more prone to fatigue failure.

7. Limitations and Future Scope

Although some laboratory tests and image analyses of the PC samples have been conducted in this study, further studies need to be carried out for the overall application of RBA in PC. This study is primarily focused on a particular design mix of PC for several percentages of NA and RBA. It is assumed that the mix could be resolved by optimizing the mix proportions, and several trials could be conducted to obtain an optimum mix design. This can be considered a limitation of this study and can be studied further. Moreover, the

durability study and cost analysis of PC with RBA require future analysis for the practical application of PC with RBA. Although the cost analysis has not been performed in this study, the use of recycled materials will be more economical in some locations due to the high price of stones in those areas. The performance of PC under fatigue load also needs further study because the pavements are often subjected to repeated loading and are more prone to fatigue failure. The life cycle cost analysis, fatigue studies, etc., are the future research scopes of this study, which can also be conducted to understand the applicability of RBAs in PC.

Author Contributions: P.D.: data collection, composing, reviewing, modifying, and funding; B.D.: composing, data collection, reviewing and modifying; M.H.: modifying, preparation of the manuscript and editing; A.S.A.: drafting and preparation of the manuscript; A.A.: preparation of the manuscript; A.H.A. and S.A.: preparation of the manuscript; M.A.K.: drafting and preparation of the manuscript; K.S.H.: preparation of the manuscript. All authors have read and agreed to the published version of the manuscript.

Funding: The authors would like to acknowledge the support provided by Researchers Supporting Project Number (RSP-2021/284), King Saud University, Riyadh, Saudi Arabia.

Acknowledgments: The authors are thankful to NIT Agartala for providing the facility for lab experiments and King Saud University, Riyadh, Saudi Arabia for financial support through Project Number (RSP-2021/284).

Conflicts of Interest: The authors declare no conflict of interest.

References

1. Tam, V.W.Y.; Soomro, M.; Evangelista, A.C.J. A review of recycled aggregate in concrete applications (2000–2017). *Constr. Build. Mater.* **2018**, *172*, 272–292. [[CrossRef](#)]
2. Bektas, F.; Wang, K.; Ceylan, H. Effects of crushed clay brick aggregate on mortar durability. *Constr. Build. Mater.* **2009**, *23*, 1909–1914. [[CrossRef](#)]
3. Singh, S.; Ransinchung, G.D.; Monu, K. Sustainable lean concrete mixes containing wastes originating from roads and industries. *Constr. Build. Mater.* **2019**, *209*, 619–630. [[CrossRef](#)]
4. Mazumder, A.R.; Kabir, A.; Yazdani, N. Performance of Overburnt Distorted Bricks as Aggregates in Pavement Works. *J. Mater. Civ. Eng.* **2006**, *18*, 777–785. [[CrossRef](#)]
5. Sarkar, D.; Pal, M.; Sarkar, A.K.; Mishra, U. Evaluation of the Properties of Bituminous Concrete Prepared from Brick-Stone Mix Aggregate. *Adv. Mater. Sci. Eng.* **2016**, *2016*, 2761038. [[CrossRef](#)]
6. Zachariah, J.P.; Sarkar, P.P.; Debnath, B.; Pal, M. Effect of polypropylene fibres on bituminous concrete with brick as aggregate. *Constr. Build. Mater.* **2018**, *168*, 867–876. [[CrossRef](#)]
7. Zachariah, J.P.; Sarkar, P.P.; Pal, M. A study on the moisture damage and rutting resistance of polypropylene modified bituminous mixes with crushed brick aggregate wastes. *Constr. Build. Mater.* **2021**, *269*, 121357. [[CrossRef](#)]
8. Yunchao, T.; Zheng, C.; Wanhui, F.; Yumei, N.; Cong, L.; Jieming, C. Combined effects of nano-silica and silica fume on the mechanical behavior of recycled aggregate concrete. *Nanotechnol. Rev.* **2021**, *10*, 819–838. [[CrossRef](#)]
9. Salehi, S.; Arashpour, M.; Kodikara, J.; Guppy, R. Sustainable pavement construction: A systematic literature review of environmental and economic analysis of recycled materials. *J. Clean. Prod.* **2021**, *313*, 127936. [[CrossRef](#)]
10. Prasad, D.; Singh, B.; Suman, S.K. Utilization of recycled concrete aggregate in bituminous mixtures: A comprehensive review. *Constr. Build. Mater.* **2022**, *326*, 126859. [[CrossRef](#)]
11. Ram, V.G.; Kishore, K.C.; Kalidindi, S.N. Environmental benefits of construction and demolition debris recycling: Evidence from an Indian case study using life cycle assessment. *J. Clean. Prod.* **2020**, *255*, 120258. [[CrossRef](#)]
12. Guo, H.; Shi, C.; Guan, X.; Zhu, J.; Ding, Y.; Ling, T.-C.; Zhang, H.; Wang, Y. Durability of recycled aggregate concrete—A review. *Cem. Concr. Compos.* **2018**, *89*, 251–259. [[CrossRef](#)]
13. Etxeberria, M.; Vázquez, E.; Mari, A.; Barra, M. Influence of amount of recycled coarse aggregates and production process on properties of recycled aggregate concrete. *Cem. Concr. Res.* **2007**, *37*, 735–742. [[CrossRef](#)]
14. Etxeberria, M.; Mari, A.; Vázquez, E. Recycled aggregate concrete as structural material. *Mater. Struct.* **2006**, *40*, 529–541. [[CrossRef](#)]
15. Singh, S.; Ransinchung, G.; Monu, K.; Kumar, P. Laboratory investigation of RAP aggregates for dry lean concrete mixes. *Constr. Build. Mater.* **2018**, *166*, 808–816. [[CrossRef](#)]
16. Prasad, D.; Pandey, A.; Kumar, B. Sustainable production of recycled concrete aggregates by lime treatment and mechanical abrasion for M40 grade concrete. *Constr. Build. Mater.* **2021**, *268*, 121119. [[CrossRef](#)]
17. Mohammed, T.U.; Hasnat, A.; Awal, M.A.; Bosunia, S.Z. Recycling of Brick Aggregate Concrete as Coarse Aggregate. *J. Mater. Civ. Eng.* **2015**, *27*, B4014005. [[CrossRef](#)]

18. Zhu, X.; Chen, X.; Shen, N.; Tian, H.; Fan, X.; Lu, J. Mechanical properties of pervious concrete with recycled aggregate. *Comput. Concr.* **2018**, *21*, 623–635. [\[CrossRef\]](#)
19. Toghroli, A.; Shariati, M.; Sajedi, F.; Ibrahim, Z.; Koting, S.; Mohamad, E.T.; Khorami, M. A review on pavement porous concrete using recycled waste materials. *Smart Struct. Syst.* **2018**, *22*, 433–440. [\[CrossRef\]](#)
20. Debnath, B.; Sarkar, P.P. Pervious concrete as an alternative pavement strategy: A state-of-the-art review. *Int. J. Pavement Eng.* **2018**, *21*, 1516–1531. [\[CrossRef\]](#)
21. Mullaney, J.; Lucke, T. Practical Review of Pervious Pavement Designs. *Clean-Soil Air Water* **2013**, *42*, 111–124. [\[CrossRef\]](#)
22. Debnath, B.; Sarkar, P.P. Clogging in Pervious Concrete Pavement Made with Non-conventional Aggregates: Performance Evaluation and Rehabilitation Technique. *Arab. J. Sci. Eng.* **2021**, *46*, 10381–10396. [\[CrossRef\]](#)
23. Sartipi, M.; Sartipi, F. Stormwater retention using pervious concrete pavement: Great Western Sydney case study. *Case Stud. Constr. Mater.* **2019**, *11*, e00274. [\[CrossRef\]](#)
24. Khankhaje, E.; Rafieizonooz, M.; Salim, M.R.; Khan, R.; Mirza, J.; Siong, H.C. Sustainable clean pervious concrete pavement production incorporating palm oil fuel ash as cement replacement. *J. Clean. Prod.* **2018**, *172*, 1476–1485. [\[CrossRef\]](#)
25. Imran, H.; Akib, S.; Karim, M.R. Permeable pavement and stormwater management systems: A review. *Environ. Technol.* **2013**, *34*, 2649–2656. [\[CrossRef\]](#) [\[PubMed\]](#)
26. Chen, J.; Chu, R.; Wang, H.; Zhang, L.; Chen, X.; Du, Y. Alleviating urban heat island effect using high-conductivity permeable concrete pavement. *J. Clean. Prod.* **2019**, *237*, 117722. [\[CrossRef\]](#)
27. Chandrappa, A.K.; Biligiri, K.P. Pervious concrete as a sustainable pavement material—Research findings and future prospects: A state-of-the-art review. *Constr. Build. Mater.* **2016**, *111*, 262–274. [\[CrossRef\]](#)
28. Debnath, B.; Sarkar, P.P. Permeability prediction and pore structure feature of pervious concrete using brick as aggregate. *Constr. Build. Mater.* **2019**, *213*, 643–651. [\[CrossRef\]](#)
29. Debnath, B.; Sarkar, P.P. Prediction and model development for fatigue performance of pervious concrete made with over burnt brick aggregate. *Mater. Struct.* **2020**, *53*, 86. [\[CrossRef\]](#)
30. Zaetang, Y.; Wongsas, A.; Sata, V.; Chindaprasirt, P. Use of lightweight aggregates in pervious concrete. *Constr. Build. Mater.* **2013**, *48*, 585–591. [\[CrossRef\]](#)
31. Aliabdo, A.A.; Elmoaty, A.E.M.A.; Fawzy, A.M. Experimental investigation on permeability indices and strength of modified pervious concrete with recycled concrete aggregate. *Constr. Build. Mater.* **2018**, *193*, 105–127. [\[CrossRef\]](#)
32. Sata, V.; Wongsas, A.; Chindaprasirt, P. Properties of pervious geopolymer concrete using recycled aggregates. *Constr. Build. Mater.* **2013**, *42*, 33–39. [\[CrossRef\]](#)
33. Wang, G.; Chen, X.; Dong, Q.; Yuan, J.; Hong, Q. Mechanical performance study of pervious concrete using steel slag aggregate through laboratory tests and numerical simulation. *J. Clean. Prod.* **2020**, *262*, 121208. [\[CrossRef\]](#)
34. Zaetang, Y.; Wongsas, A.; Sata, V.; Chindaprasirt, P. Use of coal ash as geopolymer binder and coarse aggregate in pervious concrete. *Constr. Build. Mater.* **2015**, *96*, 289–295. [\[CrossRef\]](#)
35. Debnath, B.; Sarkar, P.P. Application of Nano SiO₂ in Pervious Concrete Pavement Using Waste Bricks as Coarse Aggregate. *Arab. J. Sci. Eng.* **2022**, 1–21. [\[CrossRef\]](#)
36. Debnath, B.; Sarkar, P.P. Characterization of pervious concrete using over burnt brick as coarse aggregate. *Constr. Build. Mater.* **2020**, *242*, 118154. [\[CrossRef\]](#)
37. Zhang, G.; Wang, S.; Wang, B.; Zhao, Y.; Kang, M.; Wang, P. Properties of pervious concrete with steel slag as aggregates and different mineral admixtures as binders. *Constr. Build. Mater.* **2020**, *257*, 119543. [\[CrossRef\]](#)
38. Gaedicke, C.; Marines, A.; Miankodila, F. Assessing the abrasion resistance of cores in virgin and recycled aggregate pervious concrete. *Constr. Build. Mater.* **2014**, *68*, 701–708. [\[CrossRef\]](#)
39. IS 2386; Part III, Method of Test for Aggregate for Concrete. Part III- Specific Gravity, Density, Voids, Absorption and Bulking. Bureau of Indian Standards: New Delhi, India, 1963.
40. Bureau of Indian Standards. IS 2386; Part IV, Methods of Test for Aggregates for Concrete, Part 4: Mechanical Properties [CED 2: Cement and Concrete]; Bureau of Indian Standards: New Delhi, India, 2002; pp. 1–37.
41. Bureau of Indian Standards. IS:516; Method of Tests for Strength of Concrete; Bureau of Indian Standards: New Delhi, India, 2004; pp. 516–1959. [\[CrossRef\]](#)
42. ASTM International. C1754/C1754-12; Standard Test Method for Density and Void Content of Hardened Pervious Concrete; ASTM International: West Conshohocken, PA, USA, 2012; p. 3. [\[CrossRef\]](#)
43. Tang, Y.; Zhu, M.; Chen, Z.; Wu, C.; Chen, B.; Li, C.; Li, L. Seismic performance evaluation of recycled aggregate concrete-filled steel tubular columns with field strain detected via a novel mark-free vision method. *Structures* **2022**, *37*, 426–441. [\[CrossRef\]](#)
44. Debnath, B.; Sarkar, P.P. Quantification of random pore features of porous concrete mixes prepared with brick aggregate: An application of stereology and mathematical morphology. *Constr. Build. Mater.* **2021**, *294*, 123594. [\[CrossRef\]](#)
45. American Concrete Institute. ACI-522R. Report on Pervious Concrete, ACI Comm. 522; American Concrete Institute: Indianapolis, IN, USA, 2010; pp. 1–42.
46. Joshaghani, A.; Ramezani pour, A.A.; Ataei, O.; Golroo, A. Optimizing pervious concrete pavement mixture design by using the Taguchi method. *Constr. Build. Mater.* **2015**, *101*, 317–325. [\[CrossRef\]](#)