

VEJEN TIL DET BÆREDYGTIGE ROBUSTE LANDBRUG

– FOKUS PÅ METODER

VED MARIE TRYDEMAN KNUDSEN

MARIE TRYDEMAN KNUDSEN

- Seniorforsker ved Institut for Agroøkologi ved Århus Universitet og medlem af Klimarådet
- Agronom og ph.d. i livscyklusvurderinger af fødevarer
- Klima- og miljømæssig bæredygtighed af landbrugs- og fødevarer systemer, hvor jeg bruger livscyklusvurderinger - og underviser i jordbrug i globalt perspektiv.

FØDEVARESYSTEMER FRA JORD OG VAND TIL MÅLT, SÆTTET, HUSDYR TIL KOSTSAMME

SKOVLANDBRUG



HUSDYRPRODUKTION



GRØNTSAG



BIORAFFINER



ALTERNATIVE C



ØKOPRODUKTION

Hvad er klima- og miljøpåvirkningen?

Forbedringsmuligheder?

Hvad fanger metoden?


Hvordan kan vi forbedre metoden (f.eks. kulstoflagring eller biodiversitet)?

FØDEVARESYSTEMET FRA HELIKOPTERBLIK



MILJØPÅVIRKNING FRA FØDEVAREPRODUKTION

Klimapåvirkning



Næringsstofberigelse



Økotoxicitet

Jord og kulstoflagring

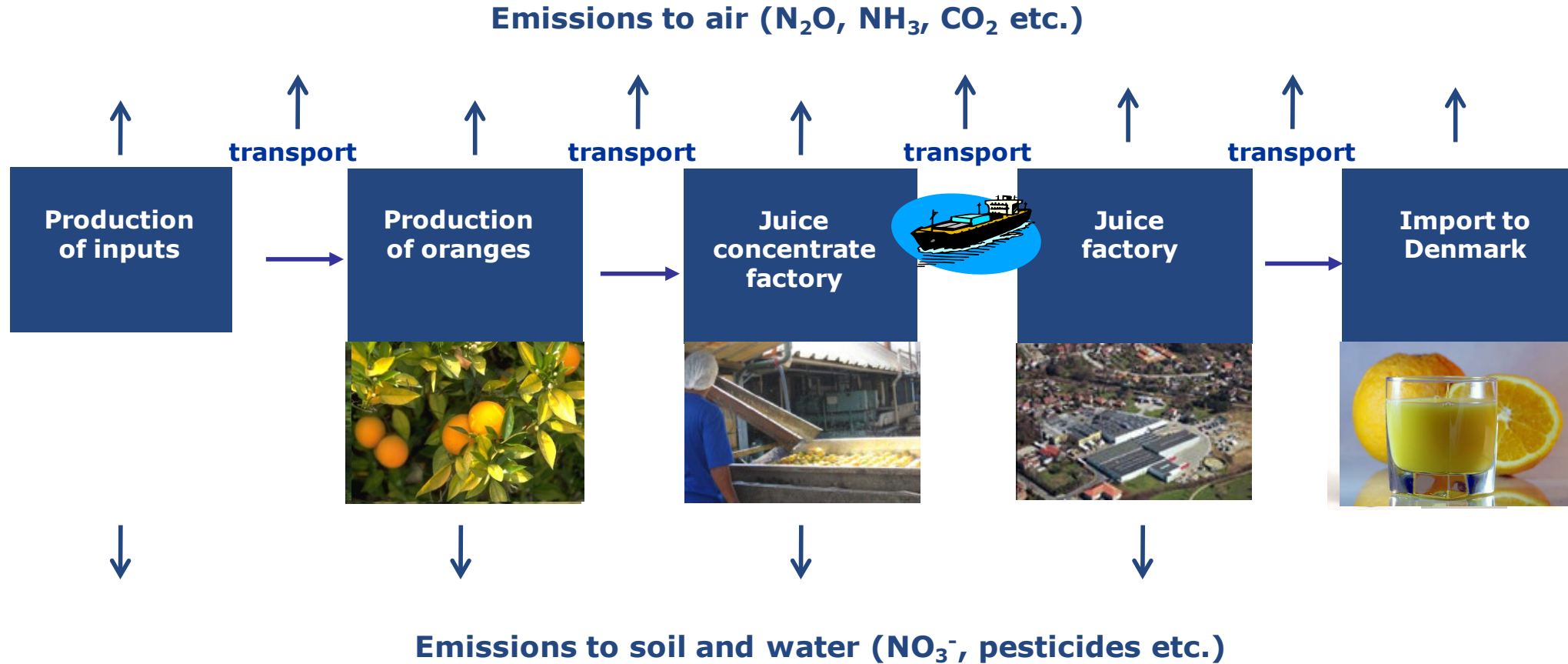


Biodiversitet




Dyrevelfærd

BEREGNET VIA LIVSCYKLUSVURDERINGER



KLIMABEREGNINGER OG LCA

GLOBAL



PRODUCT ENVIRONMENTAL FOOTPRINT (PEF)



 Translate this page

Environment

[Home](#) > [Sustainable Development](#) > [Single Market for Green Products](#)

- Single Market for Green Products
- Initiative on Green Claims
- Environmental Footprint transition phase
- Environmental Footprint pilot phase**
- News
 - The EF pilots
 - Results and deliverables
 - Policy background
 - [Development of PEF&OEF](#)
 - Mid-term conference
 - Final conference
- Questions and Answers

The development of the PEF and OEF methods

DG Environment has worked together with the European Commission's Joint Research Centre (JRC IES) and other European Commission services towards the development of a **harmonised methodology for the calculation of the environmental footprint of products and organisations** (including carbon).

Existing methods and initiatives were taken into account

- For the product angle, the International Reference Life Cycle Data System (ILCD) [Handbook](#) as well as other existing methodological standards and guidance documents (ISO 14040-44, PAS 2050, BP X30, WRI/WBCSD GHG protocol, Sustainability Consortium, ISO 14025, Ecological Footprint, etc).
- For the organisation angle, the Reference Life Cycle Data System Handbook (ILCD



INTERNATIONALE LCA-DATABASER



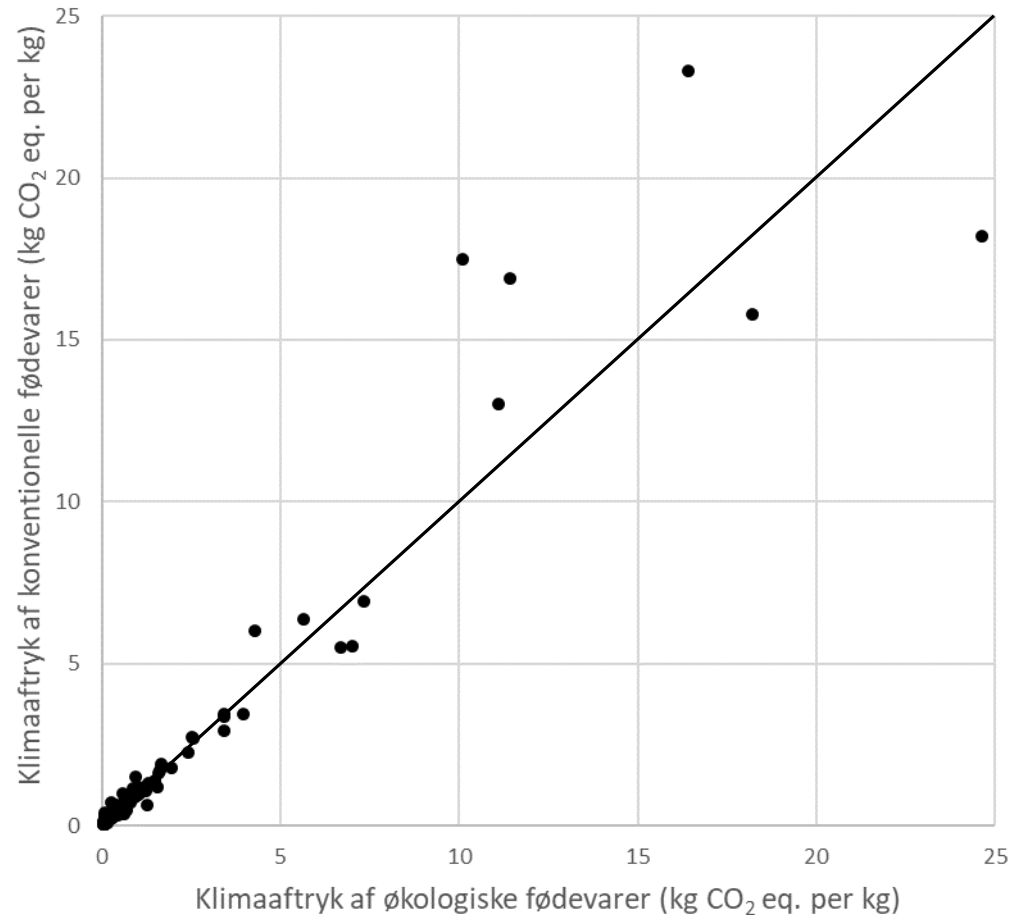
KLIMAPYRAMIDE

til gruppering af råvarerne i denne kokebog
efter klimabelastning per kg råvare



KLIMAAFTRYK FRA FØDEVARER – PER KG – BASERET PÅ REVIEW AF 50 VIDENSKABELIGE ARTIKLER

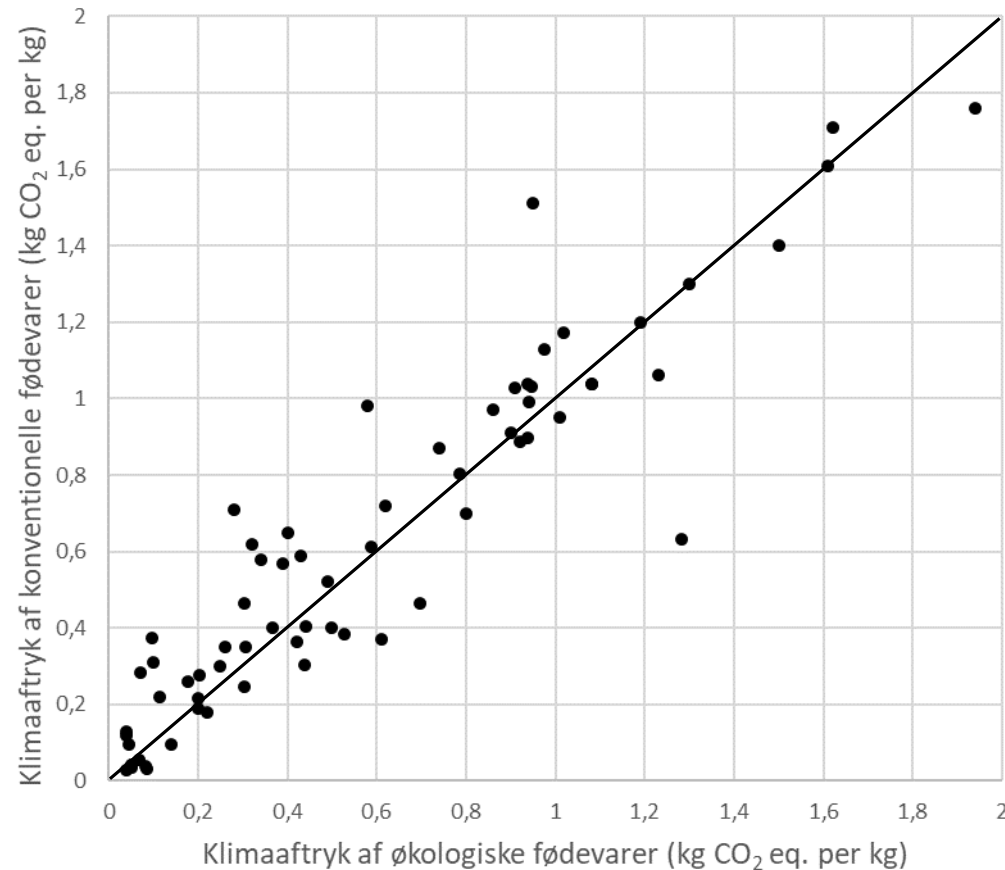
Klimaaftryk af økologiske og konventionelle fødevarer
(kg CO₂ eq. per kg)



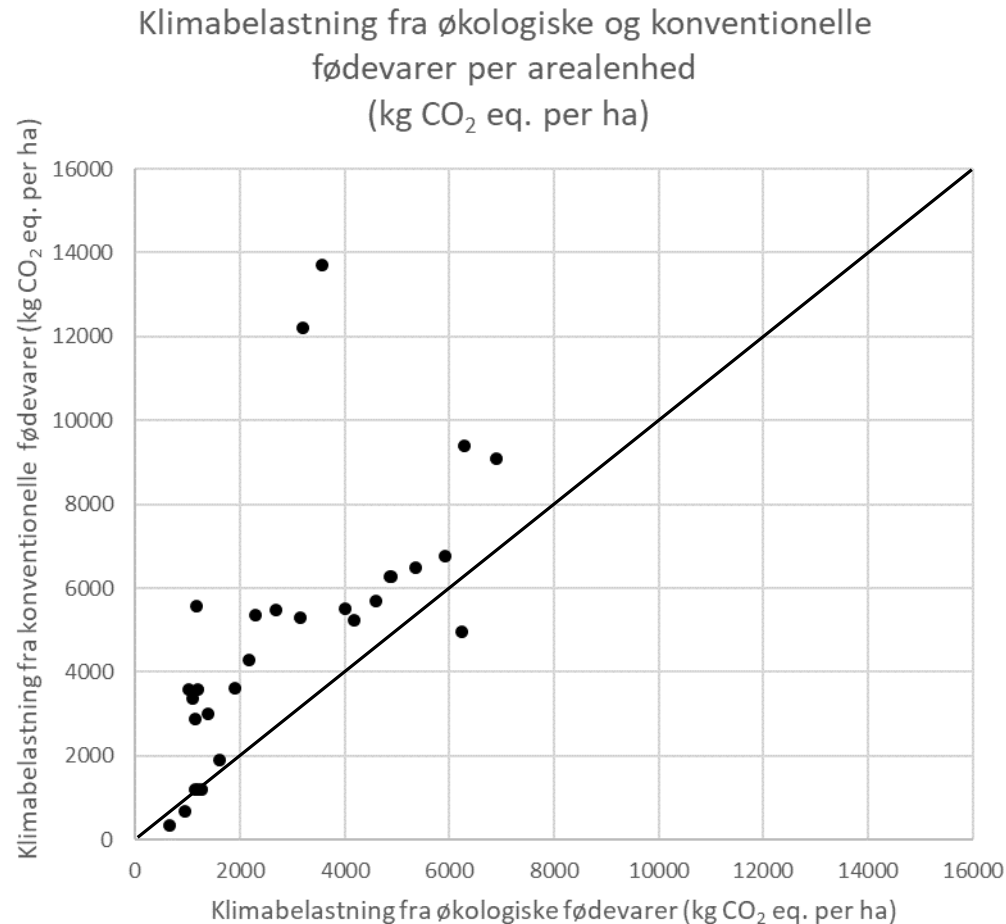
KLIMAAFTRYK FRA PLANTER OG MÆLK

- BASERET PÅ REVIEW AF 39 VIDENSKABELIGE ARTIKLER

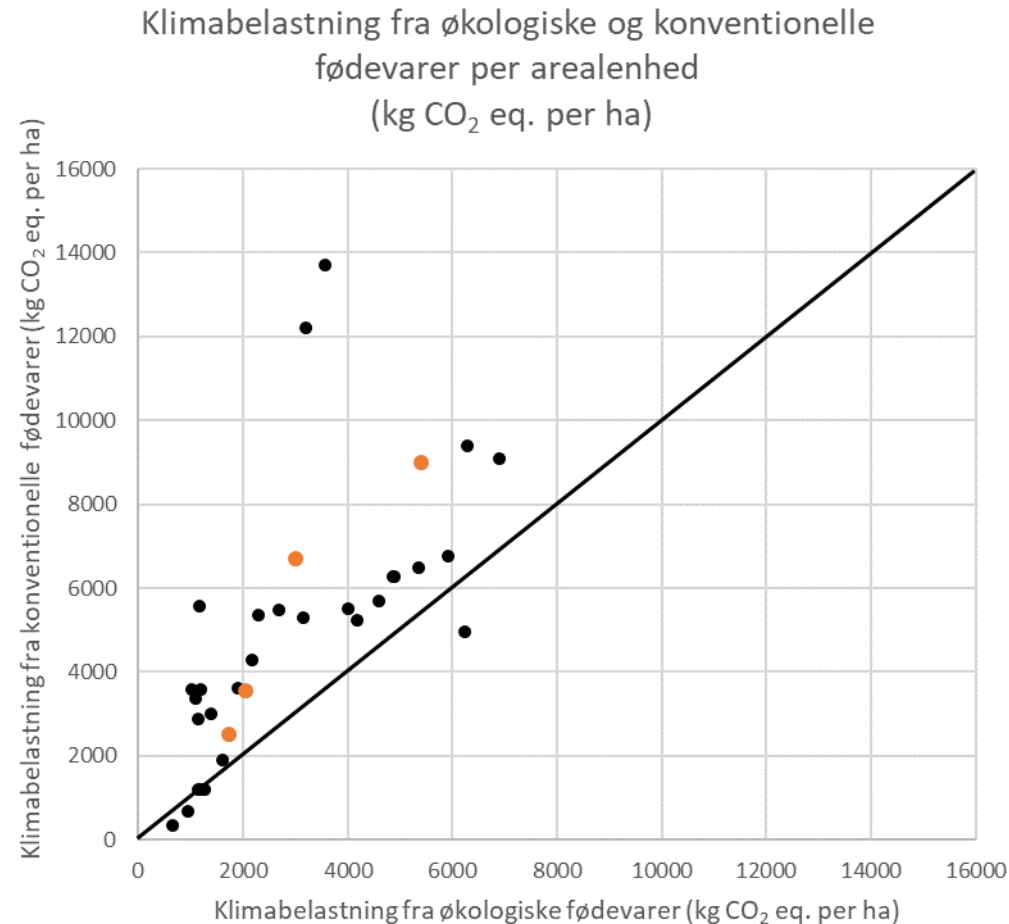
Klimaaftryk af økologiske og konventionelle
plantebaserede fødevarer og mælk
(kg CO₂ eq. per kg)



KLIMABELASTNING, FØDEVARER - PER HA - BASERET PÅ REVIEW AF 23 VIDENSKABELIGE ARTIKLER




KLIMABELASTNING, FØDEVARER - PER HA - BASERET PÅ REVIEW AF 23 VIDENSKABELIGE ARTIKLER



MILJØPÅVIRKNING FRA FØDEVAREPRODUKTION

Klimapåvirkning



Næringsstofberigelse



Økotoxicitet

Jord og kulstoflagring




Biodiversitet



Dyrevelfærd

MILJØPÅVIRKNING FRA FØDEVAREPRODUKTION

Klimapåvirkning



Næringsstofberigelse



Jord og kulstoflagring



Økotoxicitet


Biodiversitet



Dyrevelfærd

ØKOLOGISKE FØDEVARER

Klimapåvirkning



Næringsstofberigelse



Færre pesticidrester i urin (Hyland et al. 2019)

Økotoxicitet

Jord og kulstoflagring



Biodiversitet



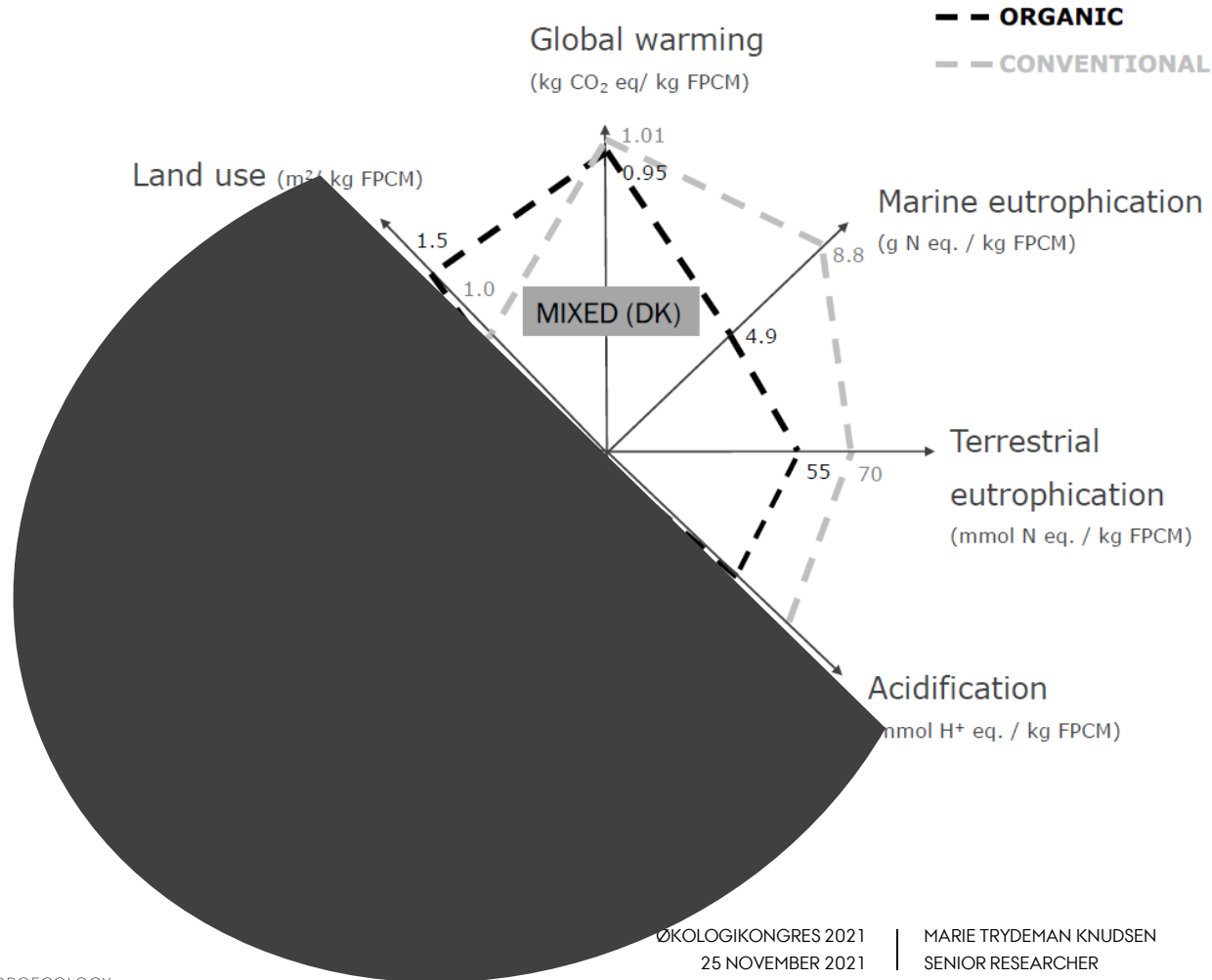
Højere mikrobiel aktivitet i økologiske marker (Lori et al. 2017)

Bedre mulighed for at udfolde naturlig adfærd for husdyr og et lavere forbrug af antibiotika (Sørensen et al. 2015)

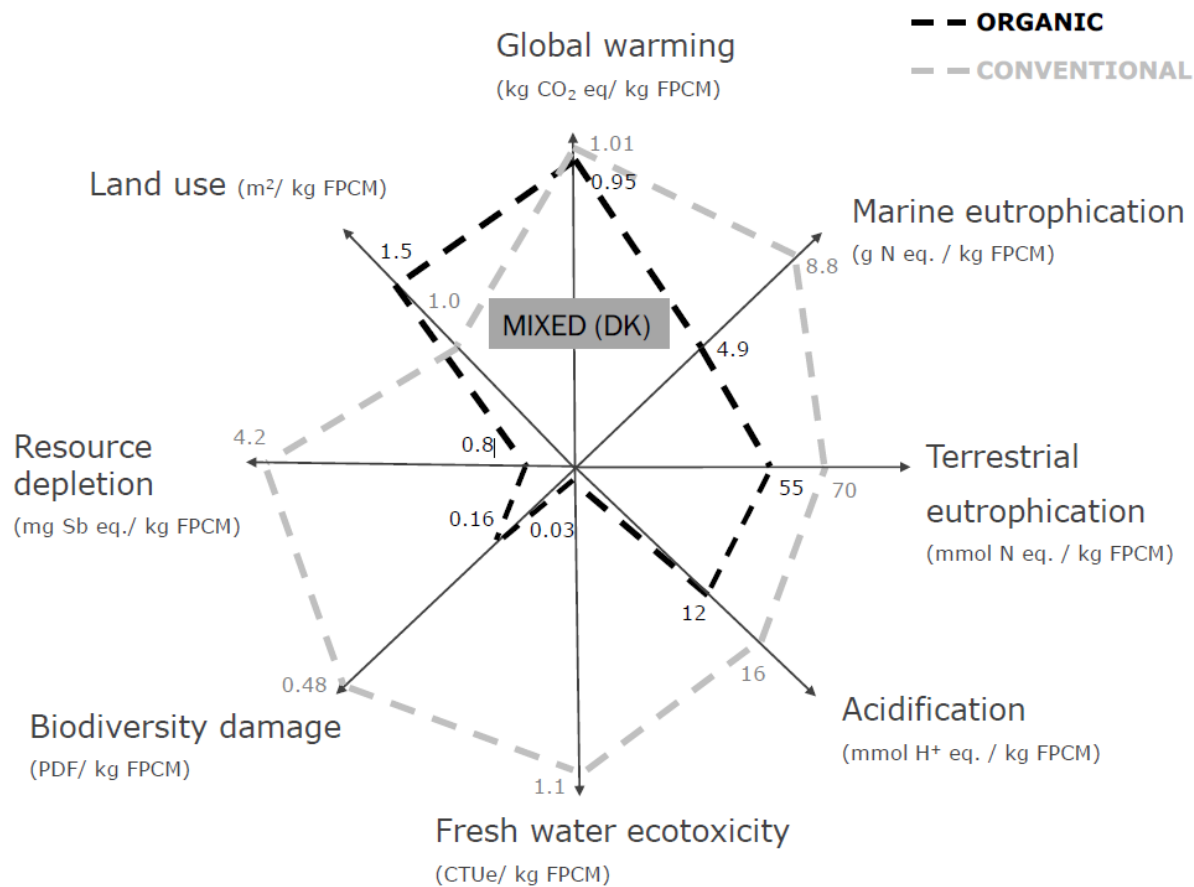
30% højere biodiversitet på de økologiske marker (Tuck et al. 2014)



MÆLKS MILJØPÅVIRKNING



MÆLKS MILJØPÅVIRKNING



ARTIKEL I “NATURE SUSTAINABILITY”

(Van der Werf, Knudsen & Cederberg, 2020)

nature sustainability

PERSPECTIVE

<https://doi.org/10.1038/s41893-020-0489-6>

Check for updates

Towards better representation of organic agriculture in life cycle assessment

Hayo M. G. van der Werf¹, Marie Trydeman Knudsen² and Christel Cederberg³

The environmental effects of agriculture and food are much discussed, with competing claims concerning the impacts of conventional and organic farming. Life cycle assessment (LCA) is the method most widely used to assess environmental impacts of agricultural products. Current LCA methodology and studies tend to favour high-input intensive agricultural systems and misrepresent less intensive agroecological systems such as organic agriculture. LCA assesses agroecological systems inadequately for three reasons: (1) a lack of operational indicators for three key environmental issues; (2) a narrow perspective on functions of agricultural systems; and (3) inconsistent modelling of indirect effects.

Societal interest in sustainable agriculture and food is great and growing^{1,2}, leading to a demand for information about the environmental performance of agricultural systems, food products and overall food chains from almost all parts of society: policy makers, farmers, agribusinesses, public procurers, the media and consumers. From this diverse group of stakeholders, different questions arise, such as: 'is product A better or worse for the environment than product B? Does converting to this production system really decrease environmental impacts? Should this innovative management technology be encouraged from an environmental perspective?'

The method most widely used to answer such questions is life cycle assessment (LCA), whose use is now well established for assessing resource depletion issues and environmental and health impacts caused by production of agricultural products. LCA's basic principle³ is to follow a product through its life cycle, defining a boundary between its 'product system' (the 'technosphere') and the surrounding environment. Energy and material flows crossing this boundary are related to the system's inputs (for example, resources) and outputs (for example, emissions to water and air). Resource consumption and pollutant emissions are then aggregated into impact indicators; LCA thus focuses on negative impacts rather than including positive impacts. The first LCAs were performed in the 1970s by Coca-Cola when it investigated consequences of switching from glass bottles to plastic bottles⁴. In the 1990s, application of LCA to agricultural systems began. From 1992 to 2018, the number of peer-reviewed English language articles using LCA to

approaches at multiple spatial and temporal scales⁵. Another example of a wider view of agriculture is the concept of agroecology (Fig. 2), recognized by United Nations (UN) institutions as a science and social movement in the transition to sustainable food systems and a pathway to achieving the UN's Sustainable Development Goals (SDGs)⁶. Organic agriculture includes many agroecological practices; its umbrella organization, International Federation of Organic Agriculture Movements (IFOAM) – Organics International, defines it as a "production system that sustains the health of soils, ecosystems and people" and "relies on ecological processes, biodiversity and cycles adapted to local conditions", ultimately basing it on four principles: health, ecology, fairness and care¹⁰.

Willett et al.¹ highlight the urgency of transforming global food systems to meet the SDGs and the UN's Paris climate agreement; they propose planetary boundaries for six key Earth system processes (climate change, land-system change, freshwater use, nitrogen and phosphorus cycling, and biodiversity losses) on which food production and consumption have great impact. There is growing agreement on the need for changes in agri-food systems to make progress towards SDGs. Willett et al.¹ even call for a 'Great Food Transformation', which would require appropriate assessment tools and methods to examine the environmental performance of agriculture.

Here, we identify important deficiencies in LCA methodology when assessing agriculture based on agroecological principles, with examples of applying it to organic agriculture. We propose ways to strengthen the ability of LCA to capture environmental impacts of

ARTIKEL I “NATURE SUSTAINABILITY”

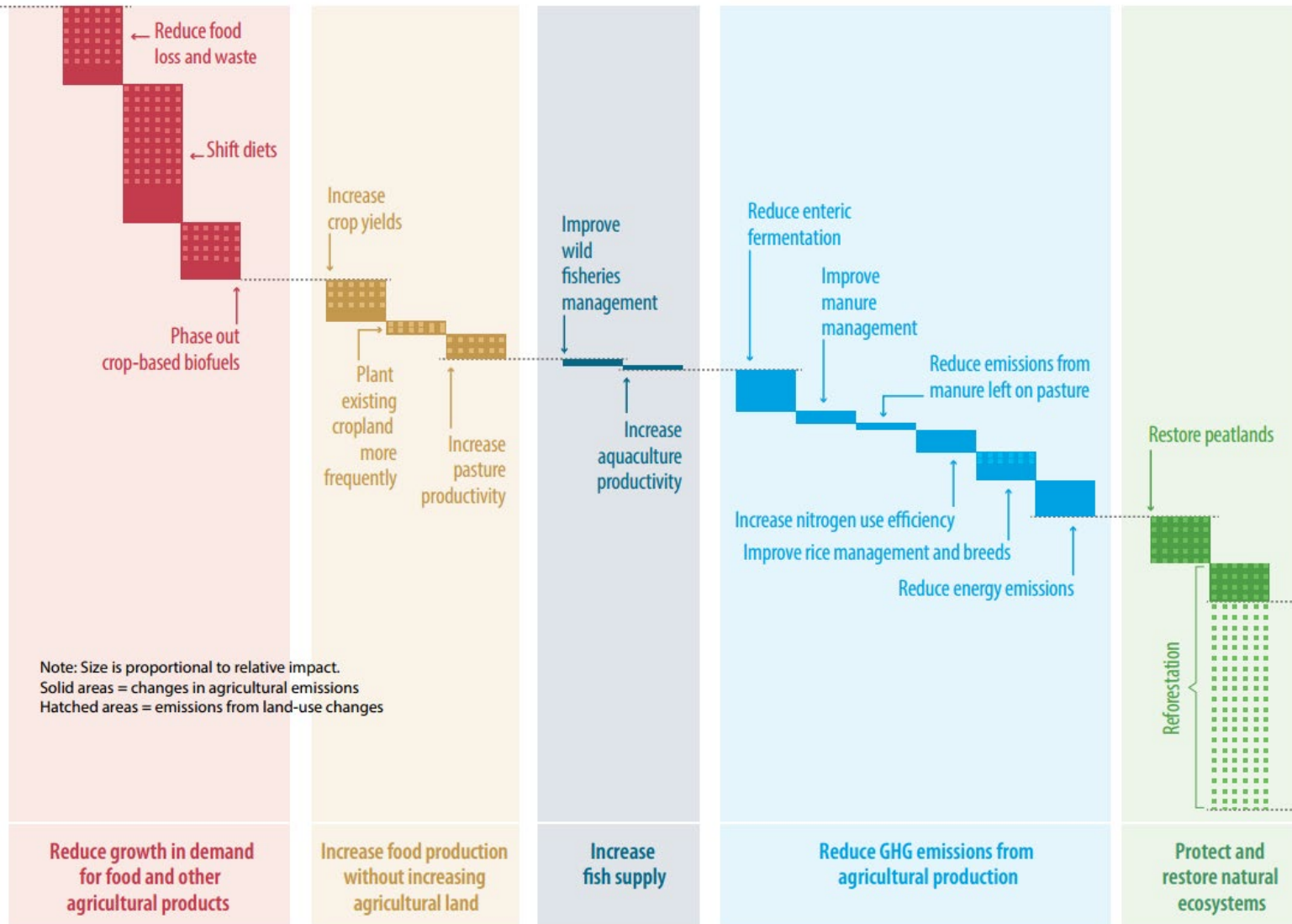
(Van der Werf, Knudsen & Cederberg, 2020)

Current LCA methodology and studies tend to favour high-input intensive agricultural systems and misrepresent less intensive agroecological systems such as organic agriculture. LCA assesses agroecological systems inadequately for three reasons: (1) a lack of operational indicators for three key environmental issues; (2) a narrow perspective on functions of agricultural systems; and (3) inconsistent modelling of indirect effects.

KONKLUSION

- ❖ Klimaaftryk per kg af økologiske og konventionelle fødevarer er det samme.
- ❖ Klimabelastning per ha er lavere for økologisk sammenlignet med konventionel.
- ❖ EU's harmonisering af LCA guidelines (PEF) bruger ALCA og dLUC (ikke iLUC), hvilket også gælder for de fleste internationale LCA-databaser.
- ❖ Evaluering af fremtidens bæredygtige robuste systemer; vigtigt at inkludere alle relevante miljøpåvirkningskategorier – og evaluere både per kg og per ha.

MULIGHEDER FOR REDUKTION I FØDEVARE- OG LANDBRUGSSYSTEMET



UN (2019)



MULIGHEDER FOR REDUKTION I LANDBRUGET



- Øge N-udnyttelsen og mindske tab og emissioner – højere udbytter
- Reducere energiforbruget og producere energi (biogas)
- Binde CO₂ via træer og i jord – og udgå emissioner fra tørvejorde



AARHUS
UNIVERSITY