

Spring 2011

Visionary Spring 2011

College of Optometry

Follow this and additional works at: http://nsuworks.nova.edu/hpd_opt_visionary

 Part of the [Optometry Commons](#)

NSUWorks Citation

College of Optometry, "Visionary Spring 2011" (2011). *Visionary*. Book 7.
http://nsuworks.nova.edu/hpd_opt_visionary/7

This Magazine is brought to you for free and open access by the College of Optometry at NSUWorks. It has been accepted for inclusion in Visionary by an authorized administrator of NSUWorks. For more information, please contact nsuworks@nova.edu.

the VISIONARY

Spring 2011

Cover Story

THE EYE CARE INSTITUTE AT KIDS IN DISTRESS

Passion and Collaboration
Come to Fruition

Also in This Issue...

NSUCO and Special Olympics
Technology in Optometric Education
NSUCO Research
and MORE!

A Publication of
Nova Southeastern University
College of Optometry



Dean's Message

David S. Loshin, O.D., Ph.D., FAAO



Dean's Message

As dean of the College of Optometry, I am in awe of the marvelous changes that continue to occur throughout Nova Southeastern University, thanks to the visionary and entrepreneurial spirit of university and Health Professions Division (HPD) leaders. Many new programs have been approved and implemented, providing educational opportunities to an ever-increasing and evermore diverse student body. Several of these programs fall within the HPD and have come about as a response to the health care needs of the communities in which we are situated.

Research initiatives are increasing as well, with more grant proposals being submitted and approved. While the continuous proliferation of research and educational programs signal NSU's extraordinary growth, one of the most exciting and visible marks of that growth is how technology has been integrated into so many aspects of the educational experience.

In the College of Optometry, for example, we teach online, we test online, and when in the classroom, innovative technology tools (think iPad) are being used to convey information and confirm that this information has been received. Technology also is part of our community service and outreach activities, as evidenced in the activities of the college's Eye Care Institute.

The use of technological advances extends to some of the college's research projects. One such study focuses on the use of E-Readers by low-vision patients in an effort to determine which products will provide them the best reading experiences. The results of such a project are far-ranging,

impacting practice in other fields such as geriatrics, ophthalmology, occupational therapy, and psychology.

In October 2010, The Eye Care Institute celebrated the opening of a satellite clinic at the Kids in Distress (KID) facility in Wilton Manors. This project came about as a result of an invitation from KID to run a clinic on its premises so the children who participate in its programs would be able to receive the kind of eye care they deserve. A lot of planning and hard work on the part of Eye Care Institute administrators as well as faculty and staff members brought this project to fruition, and the clinic is now fully operational. This clinic has been outfitted with the most up-to-date equipment and technologically advanced systems, just as all of the Eye Care Institute locations have regularly replaced older equipment with the latest models or newer technologies.

Indeed, from the moment students are accepted into the program, they begin to use SharkLink (the university's intranet portal) to manage their enrollment and financial aid and connect with their new classmates. The university also supports the use of social media such as Facebook and Twitter to create an inclusive environment.

While the juggernaut pace of technology is apparent to all, Nova Southeastern University and the College of Optometry strive to be progressive, continually seeking to make use of the latest advances. We continue to look forward to fostering an educational environment in which transmission of information is instant, recordable, and measurable for the betterment of our instructional programs and our students.

Table of Contents

Dean’s Message.....1
 Chancellor’s Communiqué3
 News Briefs.....4
 Special Olympics.....7
 Student News8
 Johnny Morette—Humble Beginnings.....10
 Student Organizations12
 NOPMA Spotlight.....14
 Dr. Heidi Wagner Faculty Profile15
 Faculty News17
 NSU Overview.....19
 Cover Story—The Eye Care Institute
 at Klds in Distress21
 Florida Optometric Association24
 Technology in Education25
 Research.....28
 NSUCO Faculty Members Honored30
 Alumni.....32
 Residency Report38
 Partners in Education42
 Calendar of Events.....back cover

CO-EDITORS
 Scott Colton, B.A., APR
 Barbara Karpel, M.S.

CONTRIBUTING WRITERS
 Michael Bacigalupi, O.D., M.S.
 Mark Dunbar, O.D.
 Gregory Fecho, O.D.
 Barry J. Frauens, O.D.
 Michael J. Giese, O.D., Ph.D.
 Jenalyn Jotie, OD3
 David S. Loshin, O.D., Ph.D.
 Wes McCann, OD3
 Pamela R. Oliver, O.D., M.S.
 Nicole Patterson, O.D.
 Sherrol A. Reynolds, O.D.
 Linda Rouse, O.D.
 Lori Vollmer, O.D.

ART DIRECTOR/GRAPHIC DESIGNER
 Brandee Evans



Cover Story—Kids in Distress...
a community vision




NSUCO and the Special Olympics...
helping special needs athletes succeed

The Doctor of Optometry Program at the Nova Southeastern University College of Optometry is fully accredited by The Accreditation Council on Optometric Education (ACOE). The ACOE (243 N. Lindbergh Avenue, St. Louis, Missouri; telephone number 800-365-2219) is the accrediting body for professional degree programs offered by all optometric institutions in the United States.

Nova Southeastern University is accredited by the Commission on Colleges of the Southern Association of Colleges and Schools (1866 Southern Lane, Decatur, Georgia, 30033-4097; telephone number: 404-679-4501) to award associate's, bachelor's, master's, educational specialist, and doctoral degrees.

Nova Southeastern University admits students of any race, color, sex, age, nondisqualifying disability, religion or creed, sexual orientation, or national or ethnic origin to all the rights, privileges, programs, and activities generally accorded or made available to students at the school, and does not discriminate in administration of its educational policies, admissions policies, scholarship and loan programs, and athletic and other school-administered programs.





Chancellor's Communique

A Message from the Health Professions Division Chancellor

Frederick Lippman, R.Ph., Ed.D.

Because of the endless stream of stories being generated by the news media about the ongoing discussions related to the passing of last year's Health Care Reform Act, many people across the country are wondering what the end result is going to be for them and their families once all the political wrangling is done.

When you get right down to it, however, the reality is that health care reform has actually been going on for the past decade with or without the intervention of policymakers, insurance companies, drug manufacturers, hospitals, and other interested parties. That's because the real evolution in health care is, and has been happening, at the educational level.

When you look at the health care professionals that are working today, most of whom are wonderful practitioners, many of them were trained in different eras and with different educational paradigms that have required them to stay abreast of the times from a professional, educational, and technological standpoint. For example, just look at some of the clinical techniques involved in surgery that have advanced dramatically thanks to the use of robotics and the conception of minimally invasive procedures.

All elements of health care have been progressing and transforming over the years. That's why it's so interesting to witness how the various professions that encompass the health care system from a collegial interchange point of view are being much more communicative and transitioning to an interdisciplinary and holistic view of the patient.

One of the health care buzzwords of the moment is the term "medical home," which involves a coordinated approach to delivering primary health care through a team partnership that ensures health care services are provided in a high-quality and comprehensive manner that includes immediate, chronic, and preventive care. In this paradigm, a primary care provider, which could be a physician, physician assistant, nurse practitioner, or clinic, leads the interdisciplinary medical home through support and direction of the client, family, clinic staff, community agencies, and specialists. I'm proud to say this is an approach we have successfully implemented here at Nova Southeastern University's Health Professions Division.

Our teaching model at the Health Professions Division, which allows our students to be exposed to and collaborate with other university programs (e.g., psychology) as well as our various HPD program components, illustrates that we're really at the forefront of what the U.S. medical landscape is eventually going to look like at all levels. In the future, I believe there will be fewer traditional tertiary care hospitals and more extremely high-tech, high-morbidity tertiary care institutions as well as more of what we call 24-hour medical and surgical interventions. In addition, enhanced communication will be created, which will mitigate the time elements relative to delivering care. More importantly, it will bring a continuum of care to the patient and provide the patient with improved quality of life.

I don't mean to imply that we, as a nation, are not providing good health care to the people. We are. But as time progresses, I think you're going to see an enhanced health care system that is much more holistic and collaborative in nature. A very significant asset to this approach is that patients will receive therapeutic oversight and intervention quickly. By doing this through the medical home approach I discussed earlier, people will be introduced to wellness programs, which leads to prevention. I really think that's where we're headed.

Yes, there's a lot of noise about the policymaking elements of health care reform, but that's exactly what it is—noise. The reality is that when you really examine what's happening in health care, you see exactly what the policymakers are intending to do. The quickest way to reduce health care costs is through prevention and wellness, which leads to a healthier population.

We have been involved in teaching this comprehensive, interdisciplinary, and holistic type of care to the students enrolled in our various HPD colleges for many years. That's why I would be remiss if I didn't express my gratitude to our deans, who are the academic leaders of their colleges, and to the numerous other individuals who are the driving forces behind these curricular changes. They deserve all the credit in the world for stepping up to the proverbial plate and recognizing the needs of the future.

NSUCO COMMEMORATES EMPLOYEE ANNIVERSARIES

The College of Optometry is proud that, as a unit within the Health Professions Division and the university, we can say that our faculty and staff members are a stable, dedicated, and loyal group of employees. This year, the college celebrated 19 milestone anniversaries at the annual “I Believe in NSU” Assembly and Employee Recognition event held February 9. The honorees listed below include faculty, administrative staff, and Eye Care Institute staff.

Jeanne De Caro-----25 years
Andrea Janoff, O.D. -----15 years
Barbara Karpel, M.S. -----15 years
Arnie Patrick, O.D. -----15 years
Joseph Pizzimenti, O.D. -----15 years
Simon Shteynberg -----15 years
Bai-chuan Jiang, Ph.D. -----10 years
Perla Najman, O.D. -----10 years
Sherrol Reynolds, O.D. -----10 years
Kenneth Seger, O.D. -----10 years

Yin Tea, O.D. -----10 years
Michael Bacigalupi, O.D. -----5 years
Jill Cabana -----5 years
Helen Capote -----5 years
Jane Hidalgo -----5 years
Maria Orozco -----5 years
Nicole Patterson, O.D. -----5 years
Jacqueline Rodena, O.D. -----5 years
Zoeanne Schinas, O.D. -----5 years

Fact File

The Florida Optometric Association Charities awarded the college a \$200,000 for the purpose of purchasing equipment for the new Kids in Distress clinic located in Wilton Manors. This clinic falls within The Eye Care Institute and will serve children who do not currently have proper access to eye care.

Coventry Health Care of Florida has selected the College of Optometry to receive a Coventry Community Grant in the amount of \$5,600 to fund comprehensive eye examinations at no charge to qualifying patients. In providing these funds, the Coventry organization recognizes the college and its Eye Care Institute for their commitment to the community.

Rachel Snell, assistant to the deans, once again joined classical music superstar Andrea Bocelli’s vocal team along with other members of Master Chorale of South Florida (MCSF) when he performed at the Bank Atlantic Center in Sunrise, Florida, on February 14. Snell, who previously sung and toured with several United Kingdom choirs, has been singing with MCSF for two years.

Two Chinese Scholars Visit NSUCO

LIN ZHANG, M.D., M.S.

Dr. Zhang is serving as a teaching assistant on optics at the College of Optometry. Dr. Zhang graduated from Tianjin Medical University in 2010, where she majored in optometry and ophthalmology. She then worked as an ophthalmologist at Tianjin Eye Hospital and Institute before spending the past two years conducting clinical research on refractive correction and wave-front aberrations. She also participated in several grant applications on both the local and national level in China.

In addition, several of her academic papers were published in both Chinese and English academic journals, including one that was published in *Investigative Ophthalmology & Visual Science* on March 5, 2010, concerning the geometric characteristics and properties of the posterior corneal surface in normal and post-operative eyes.

JINHUA BAO, M.S.

Jinhua Bao, a teaching assistant on ophthalmic optics and a research assistant in the field of vision science under Dr. Bai-chuan Jiang's supervision, is a Chinese visiting scholar who began working with the college in January 2011. Back home, Bao serves as a lecturer in the School of Optometry and Ophthalmology at Wenzhou Medical College (WZMC) in China, which is where she received her optometry degree in 2006.

In her position at WZMC, she teaches a course on ophthalmic optics and serves as a co-principal investigator in the Visual Function and Visual Performance Laboratory and the Sports Vision Laboratory, which conduct clinical and laboratory research of vision, accommodation, and aberration to the eye, as well as eye-hand coordination, peripheral awareness, and anticipation ability. In addition, she has published more than 10 research papers in academic journals.



NSUCO EARNS FOUR STUEY NOMINATIONS

The College of Optometry was recognized in four categories when nominations were announced for the 12th Annual NSU Student Life Achievement Awards (STUEYS), which were held April 12 at 6:00 p.m. in the Miniaci Performing Arts Center on campus.

The individuals and organizations nominated for the STUEYs represent every area of university life. Each nominee embraces and demonstrates the seven core values of inclusion, leadership, scholarship, service, commitment, integrity, and involvement. Five finalists in each category are selected, with the winners being announced at the awards ceremony.

Following are the NSUCO STUEY Award nominees:

Student of the Year

Wesdon McCann (OD3)

Administrator of the Year

Josephine Shallo-Hoffmann, Ph.D., FAAO

Cocurricular Adviser of the Year

Michael Bacigalupi, O.D., M.S., FAAO

Graduate Organization of the Year

National Optometric Student Association

(As this issue of The Visionary went to press, the National Optometric Student Association was named Graduate Organization of the Year at the April 12 ceremony.)

STUEY Nominees

McCann



Shallo-Hoffmann



Bacigalupi



Special Olympics

Making a Difference:

NSUCO AND SPECIAL OLYMPICS

BY PAMELA R. OLIVER, O.D., M.S., FAAO (DIPL.)
ASSOCIATE PROFESSOR OF OPTOMETRY

More than a decade ago, the Special Olympics established a program entitled Special Olympics Lions Club International Opening Eyes (SOLCIOE) to provide health care to individuals with intellectual disabilities. Few of the 7.5 million people with intellectual disabilities receive adequate eye care. In fact, many have never even visited an eye doctor.

SOLCIOE was created in response to the fact that this vulnerable population needed quality vision care but was often denied treatment or had limited access. Special Olympics found a correlation between the hands-on training and profound insights that health care providers gain through the Healthy Athletes program. The students and faculty members of Nova Southeastern University stepped up to the plate within a year of the SOLCIOE program being initiated in Florida. Faculty member Dr. Pamela Oliver became a clinical director for Florida in 2003 and an executive clinical director for the state in 2006 to help promote the program at NSU and throughout the state.

While providing a comprehensive 15-station vision and eye health evaluation, refractions and free prescription eye glasses, and/or sport safety goggles when needed, NSU optometry students learn firsthand the urgency of overcoming discrimination and neglect in health care training and services. The experiences these students gain through their personal interactions with Special Olympics' athletes also inspire them to care for special-needs patients in their own communities, and to involve their medical colleagues in Healthy Athletes. Alumni have continued to volunteer with this program, and two have gone on to become clinical directors for their states—Dr. Nicole Dillavou ('00) in North Dakota and Dr. Denise Smith ('01) in Texas.

Over the years, NSU students have helped to evaluate hundreds of athletes and have played a part in educating the athletes, parents, and coaches about the importance of regular eye care while also enlightening and altering the attitudes of eye care professionals about the vision care needs of people with intellectual disabilities. In fact, one parent remarked that her child had never received such "an amazing eye examination."

SOLCIOE is a program of Special Olympics International, in conjunction with the American Optometric Association, and is sponsored by private donations. Special Olympics International founder, Eunice Kennedy Shriver, who recently passed away, was the 1998 recipient of the American Optometric Association's Apollo Award, which is given to a non-optometrist for his or her efforts to promote quality eye care. NSU students will continue to fulfill Shriver's vision of breaking the barriers of uneasiness on the part of practitioners and bringing competent and caring volunteer health care to this underserved population.





WHITE COAT CEREMONY WELCOMES NEW STUDENTS

August 25, 2010, proved to be a special day for the 98 NSUCO students who were presented with their white coats at a special ceremony.

This group of students represents an outstanding collection of young people from across North America. There are 32 gentlemen and 66 ladies in the NSUCO class of 2014 that come from 21 different states as well as Canada and the Bahamas. Their diverse undergraduate backgrounds include University of Miami, University of Florida, Florida State University, University of Central Florida, University of North Carolina, University of California, Rutgers, Louisiana State University, and the University of Virginia with degrees in biology, nutrition, chemistry, zoology, neuroscience, business, and accounting.

The White Coat Ceremony involves the formal “cloaking” of optometry students in their white coats, which are the traditional garments worn for over 100 years by health care professionals. These types of ceremonies originated at the University of Chicago’s Pritzker School of Medicine in 1989, but the first full-fledged ceremony took place in 1993 at Columbia University College of Physicians and Surgeons.

BY MICHAEL BACIGALUPI, O.D., M.S., FAO
ASSISTANT DEAN FOR STUDENT AFFAIRS

The inaugural NSU Optometry White Coat Ceremony took place in 2005 and has since become an annual tradition. By establishing this meaningful ritual at the beginning of the optometry program, we hope students will become aware of their responsibilities from the first semester of training. The ceremony is intended to impress upon them the importance of the doctor-patient relationship. It encourages students to truly accept the obligations inherent in the practice of optometry including

- to be excellent in science
- to be compassionate
- to lead lives of “uprightness and honor”

The ceremony is designed to clarify for students that a physician’s responsibility is to take care of patients as well as to care for patients. The students recite the Optometric Oath for the first time at the White Coat Ceremony. The next time they will repeat this oath is at their graduation when the degree of Doctor of Optometry is officially conferred.

The 98 students who comprise the class of 2014 have now officially entered our profession. They come with outstanding academic credentials, and I am confident they will all contribute to our profession in a very positive manner for many years to come.



Pinar Haytac (class of 2015) conducted a study titled “An Open-Label Evaluation of the Degree of Accommodation in Pseudophakic Patients Bilaterally Implanted with Monofocal Intraocular Lenses.” The study was performed on patients with Crystalens, Crystalens HD, and Tecnis One IOLs. Testing involved accommodative measurements on the COAS high-definition wavefront aberrometer, which captures 75 images over 12 seconds. Additional tests included visual acuity at distance, intermediate, and near, topography, pupil size, and amplitude of accommodation on pushdown test. She had the honor of having the study presented at the XXVIII Congress of the European Society of Cataract and Refractive Surgeons in Paris, France, in 2010. The study will also appear at ASCRS and ARVO this May. Pinar’s current research involves the usage safety of bromfenac ophthalmic solution post two-week FDA approval. “Research is a way of expanding one’s knowledge and contributing towards future advancements in the field,” she said. “I would like to thank Dr. William Trattler for his continued support and mentorship in the development of my research skills.”



STUDENTS ATTEND LEGISLATIVE DAY



On March 11, an excited contingent of 25 third-year students traveled by bus to Tallahassee to participate in Florida Optometric Association Legislative Day. While visiting the Capitol, NSUCO students learned how a bill becomes law and spent quality time with several state legislators. Their participation in Legislative Day is important because the profession of optometry benefits when its practitioners understand legal processes and can advocate for a wider scope of practice.

NSU College of Optometry students joined nine other schools at the World Sight Day Challenge at the American Optometric Association Meeting in Washington D.C., raising more than \$6,600.

The following NSUCO students and graduates were awarded travel fellowships to the American Academy of Optometry (AAO) 88th Annual Meeting held November 17-21, 2010, in San Francisco, California:

Jenalyn Jotie (OD3) – Essilor

Ruth Smith (OD4) – Essilor

Vadim Guy (OD4) – Carl Zeiss Vision

Sara J. Henney, O.D. (2010 alumna) – Carl Zeiss Vision



JM

HUMBLE BEGINNINGS LEAD TO LIMITLESS FUTURE FOR OD₃ JOHNNY MORETTE

BY SCOTT COLTON, B.A., APR, CO-EDITOR, THE VISIONARY

It's a heartwarming story that's been told countless times in various iterations throughout the years, yet it's one that continues to exemplify why the United States is the "land of the free, and the home of the brave."

Over the centuries, millions of immigrants have come to this country in pursuit of a better life. Two such people were the parents of third-year NSUCO student Johnny Morette, who migrated to the United States in the late 1970s to start a family and provide their offspring with an abundance of opportunities they never would have access to in the poverty-stricken island nation.

"You can imagine how hard it is to raise nine kids in one house," said Morette, who was born in Boynton Beach, Florida, as the third of nine children and was the first person in his family to attend college. "My dad has always worked two jobs as a restaurant cook and has always been our provider and protector. He's my hero because he's always wanted us to have everything he and my mom didn't have.

With his mom remaining at home to raise her children until they were old enough to take care of each other, Morette was brought up in a nurturing environment where his parents stressed the importance of hard work—and role-modeled that behavior on a daily basis. These were life lessons Morette took to heart when it came to his academic pursuits at Santaluces Community High School in Lantana, Florida, where he graduated in the top five percent of his class.

FOCUSING IN ON OPTOMETRY

For someone who is so passionate about optometry today, it's an eye-opening actuality to learn that Morette didn't even consider a career in the field until he was a junior pursuing his Bachelor of Science degree in Applied Physiology and Kinesiology at the University of Florida. "I had no desire to even go to college until I was in high school, but I knew I wanted to do something

in the health field," explained Morette, who prides himself on being a well-rounded individual. "I was very involved in high school and participated in a lot of community service activities like going to the library after school to teach kids how to read or tutor them in math."

Although Morette had no idea his destiny lay in optometry, it seemed the universe was trying to tell him otherwise from an early age. "When I was about 10, I was playing outside near a beehive and actually got stung on my left eyelid," he said. "I had an allergic reaction, and my eye swelled shut for two days. Then, during a basketball game in my freshman year in high school, I got poked in the eye under the eyelid by someone with long fingernails. Both times I was taken to an emergency room, so I never even stepped foot in an optometrist's office until I was 15 to get glasses."

Because his high school grade-point average was so stellar, Morette received both a Florida Bright Futures and a Palm Beach Community College scholarship, which helped free his parents from the burden of paying for tuition. However, there was still one major hurdle for Morette to overcome. "When I got to the University of Florida in 2002, I still didn't know what I wanted to do," he admitted.

After settling on applied physiology and kinesiology, Morette experienced a well-timed epiphany during his junior year while he was involved in a student organization called the Minority Association for Pre-Health Students. "During our meetings, a number of different health programs would speak to us about their professions, and one day it was optometry," explained Morette, who liked what he heard. "I decided to take the next step and shadow several optometrists in the Gainesville area, including at the VA hospital."

It proved to be a prudent decision, providing Morette with welcome clarity about why optometry would be a perfect fit in his overall life plan. "As I was weighing my options, I realized

the hours you work in the optometry field are great because you don't have to be on call all the time. That meant I could work in a profession I enjoy and still have time for God and family. Growing up, my parents could only come to one of my basketball games, which I understood because they were so busy working and raising nine kids. Just as my parents wanted the best for me, I want to be there for my family in every way possible."

EYE ON NSU

When it came time for Morette to make a decision about which optometry schools to apply to, there was only one name on his obviously very short list: Nova Southeastern University. "I wanted to be near my parents and siblings, which is why coming to NSU was my first choice," he explained. "I also knew that going to graduate school was going to be tough, so I wanted a certain comfort level by having my family close by for support."

Because he lacked several of the prerequisites necessary to begin the matriculation process at NSU's College of Optometry, he participated in the one-year Preparatory Optometry Program, which is coordinated through NSU's Farquhar College of Arts and Sciences. "I actually found it to be quite beneficial because it helped me make a smooth transition from undergraduate to graduate school," he said.

Once he became an NSUCO student in 2008, Morette hit the ground running, joining a number of student organizations, including the Florida Optometric Student Association and the National Optometric Student Association (NOSA). "I fell in love with NOSA, which is why I decided to become president of the organization," said Morette, who will be starting his clinical rotations in May. I love NOSA because it's a leadership organization that does community outreach, such as educating high school students about optometry and discussing topics such as how diabetes can affect the

eyes. Every June, NOSA also participates in the College of Osteopathic Medicine's Jamaica medical mission trip, which I help organize by collecting drugs and doing fund-raising."

With the start of his clinical rotations looming, Morette will spend his final year in optometry school doing a three-month rotation at the Malcom Randall VA Medical Center in Gainesville, Florida, followed by three months at Clayton Eye Center in Morrow, Georgia, before returning to South Florida to conclude his NSUCO training at the university's various Eye Care Institute clinics.

So just what does the future hold for this driven young man once he graduates in 2012? "Actually, I'm still thinking about my options," he admitted. "Do I want to do a residency or go directly into the workforce? Knowing how ambitious I am, I'll probably do a residency because there is still so much I can learn. My goal is to do a residency focusing on ocular diseases because it fascinates me to learn about the different diseases that affect a person's vision. As far as my long-term plans, I see myself owning my own practice somewhere in South Florida but also getting back into the academic environment and teaching because I served as a teaching assistant when I was at the University of Florida and really enjoyed it."

Thanks to the loving and loyal support he received from his parents, Morette hopes to one day repay them for all their heartfelt efforts. "What keeps me going is knowing that I'm doing all this for my parents," he explained. "They worked too hard to put me in the position I'm in today. My dad still works two jobs, and my mom is a full-time maintenance worker at Jupiter Medical Center. Until I was a senior in high school, I never worked because my parents wanted me to focus on school. They sacrificed to give us a better life. Now it's my turn to return the favor."



"What keeps me going is knowing that I'm doing all this for my parents..."

STUDENT ORGANIZATIONS MAINTAIN ACTIVE AGENDA

BY OD3 WES McCANN, SGA PRESIDENT

THE 2010-11 ACADEMIC YEAR HAS BEEN TRULY EXCITING AND EVENTFUL. ALL OF OUR STUDENT ORGANIZATIONS HAVE BEEN EXTREMELY BUSY PLANNING AND HOSTING EVENTS AND FUND-RAISERS THROUGHOUT THE YEAR. A NUMBER OF OUR STUDENT GROUPS HAVE PROVIDED HIGHLIGHTS OF THEIR ACCOMPLISHMENTS FOR THIS EDITION OF THE VISIONARY.

OPTOMETRY'S STUDENT GOVERNMENT ASSOCIATION (SGA)

The SGA kicked the year off with the Back-to-School Beach Bash on Fort Lauderdale Beach. The event included a barbeque, a volleyball tournament, and door prizes. Over 200 students attended, representing half the College of Optometry. The eagerly anticipated annual Eyeball, which took place on March 26, is a dinner/dance social event codenamed "Fire and Eyece" that brings together all years of optometry students along with faculty and staff members for a night of excitement. This year, the event was held at So Cool Events in Miami and included an all-you-can-eat gourmet buffet, ice bar, and other surprises only those in attendance could experience.

(President: Wes McCann)

COLLEGE OF OPTOMETRISTS IN VISION DEVELOPMENT (COVD)

This year, the COVD hosted three guest lecturers and arranged a unique shadowing opportunity for its members. Maria Mandese, O.D., FAAO, NSUCO assistant professor, was the first speaker of the year and discussed management of binocular disorders in patients with traumatic brain injury. The second speaker, Larry Lampert, O.D., shared his experiences working in private practice and using sports vision therapy to help many of today's famous athletes improve their performance. COVD members also had an opportunity earlier in the year to visit Dr. Lampert's practice. Our most recent event was the Tour de Optometry featuring guest speaker Kara Heying, O.D., who is a member of the COVD Executive Board. Dr. Heying spent a day touring the optometry school and spoke to students and residents about the "3D's of Seeing 3D" using today's technology as a way to demonstrate the importance of binocular vision. The COVD hopes to end the school year with a final guest speaker and one last visit to a local private practice.

(Co-Liaisons: Davina Kuhnline and See Vang)

NSU OPTOMETRY PRACTICE MANAGEMENT ASSOCIATION (NOPMA)

Over the last six months, NOPMA has hosted five meetings and two symposiums. These sessions have featured successful private practitioners, including two of our own NSU alumni, and the CEO of an information-sharing network and consultant to America's leading practices. NOPMA recently launched Project Foresight, which is a competition sponsored by Wal-Mart Health and Wellness that involves writing a business plan that incorporates Wal-Mart's core values. Plans for NOPMA's final meetings

of the year are still in progress, but may include a provider from Vision Service Plan, which is the nation's largest eye care benefits organization, and/or a joint meeting with either NOSA or OSAOD.

(President: Jenalyn Jotie)

BETA SIGMA KAPPA (BSK)

Beta Sigma Kappa is an international honor society with deep roots in the optometric profession. Founded in 1925, the organization has promoted academic excellence and leadership as well as supported many scientific endeavors through its grant and scholarship programs. The NSUCO chapter of BSK stays active in fulfilling the organization's mission through several activities. Among these is the tutoring program, which provides tutoring services in all optometric as well as basic science courses and labs. BSK also prepares NSU's second-year optometry students for clinic by administering a mock preclinical proficiency examination in preparation for the real exam. Members of the honor society are also rewarded with a certificate of membership, which they receive during the annual Induction Ceremony. Congratulations to all the new BSK members for the 2010-11 school year.

(President: Valerie Croteau)

FELLOWSHIP OF CHRISTIAN OPTOMETRISTS (FCO)

The Fellowship of Christian Optometrists has begun the fundraising process for its upcoming mission trip to Honduras in late July. This is the group's second trip in the last three years to Honduras. The group will be teaming up with the local optometry missionaries to aid with exams, VBS, and visit with local orphans. FCO is also back on track with monthly meetings this semester and has added biweekly morning devotionals/prayer to its regimen. Regular meetings have brought about a fellowship between its members and newcomers, allowing the members to become closer friends and readily reach out to fill the needs of fellow students.

(President: Blake Hutto)

STUDENT VOLUNTEERS IN OPTOMETRIC SERVICE TO HUMANITY (SVOSH)

SVOSH traveled to South America during spring break 2010, where students spent three days working in Ica, Peru, providing free eye exams and glasses to about 1,300 patients. After three days of volunteering, students went sand boarding in Ica and visited Cuzco, where they explored Machu Picchu.

(President: Shannon Evans)

THE CANADIAN ASSOCIATION OF OPTOMETRY STUDENTS (CAOS)

The CAOS' main goal is to increase student awareness about current issues and challenges facing the profession of optometry in Canada and to encourage strong communication and involvement between students and their future coworkers. The organization kicked off its year with the Third Annual Canadian Thanksgiving Dinner on October 11, 2010. Fellow classmates and friends were able to enjoy this Canadian holiday, together, sharing their favorite dishes in a potluck-style dinner. Early in February, the CAOS hosted a webinar with Stacey Liles from the AOA and two O.D.s who recently graduated from U.S. schools and are now practicing in Canada. This webinar allowed CAOS members to take part in a presentation explaining the process and challenges of transferring accreditation to Canada, obtaining a U.S. visa if planning on staying in the United States, and a question-and-answer session to address any questions students had about optometry in Canada.

(Co-Presidents: Wes McCann and Nina Gupta)

AMERICAN OPTOMETRIC STUDENT ASSOCIATION (AOSA)

NSU's American Optometric Student Association (AOSA) has a main purpose to improve the visual welfare and health of the public, to promote the profession of optometry, and to enhance the education and welfare of optometry students. An example of what that means at our school is over \$15,000 in scholarships and reimbursements to fund over 150 students travel and accommodations at the annual optometry meeting this past year, keeping students updated on organized optometry, and providing friendly academic competition outside the classroom. At NSUCO, each and every student doctor is automatically a member of this vital organization and can take advantage of all the networking and annual benefits the AOSA has to offer. Fund-raising, scholarships, and free benefits help instill, to all students, the impact of organized optometry at a national level. Our "family" of optometric students spans from Fort Lauderdale to all corners of North America.

(Trustees: Vicky Wong and Victoria Trieu)

A HEARTFELT THANKS

I would like to express my heartfelt thanks to all our students who are making this year one of the best ever at NSUCO. The lecture hall brings us together out of necessity, but as Dr. Michael Bacigalupi told the first year class in September, it is the work done outside of the classroom that truly "bonds" us together to achieve greater successes.



Pictured are the 2010-11 NOPMA Executive Board officers with guest speakers Dr. Ben Gaddie and Dr. Scot Morris, who hosted the annual Optometric Student Practice Management Symposium in October 2010.



From left to right: Davina Kuhnline, Kara Heying, O.D., FCOVD, Deborah Amster, O.D., FCOVD, and See Vang.



Planting the Seeds of Success: NSU Optometry Practice Management Association



ABOVE: NOPMA 2010-11 members enjoy lunch at the Seventh Annual Ultimate Practice Management conference at the Marriott in Hollywood, Florida. **RIGHT:** The NOPMA 2010-11 executive board with club adviser Dr. Chris Woodruff and guest speakers Dr. Steve Bussa and Dr. Graham Rasanen.

BY OD₃ JENALYN JOTIE

The NSU Optometry Practice Management Association's (NOPMA) primary mission is to help students prepare for and make the transition from textbook and clinical education to real-world optometry. Since its inception in 2007, NOPMA has grown to over 140 members. The organization also has evolved in many ways, including the expansion of its executive board to include a Webmaster and a historian, the development of an online membership form, and the use of Facebook to invite and inform members about events. These positive changes, along with the hard work and creativity of the executive team, have contributed to NOPMA's 55 percent increase in membership over last year's roster.

NOPMA, which has a vision to plant the seeds for future optometric success stories, aims to inspire each member to accomplish his or her professional goals, with the hope that a few (or many) will return as alumni to share their success stories with NOPMA. Steve Bussa, O.D., who founded NOPMA, and Duane Mohon, O.D., are both NSU alumni who discussed the challenges of building their private practices earlier this year.

Our meetings have featured consultants and experts from all aspects of the eye care profession. For example, NOPMA's Annual Optometric Student Practice Management Symposium in October 2010 was hosted by Dr. Ben Gaddie, Dr. Scot Morris, and Jan Cory, vice president of sales at Luxottica. Various practice management topics were covered at the symposium, including effective ways to market one's optical practice. In November, Dr. Kelly Kerssick, director of professional services at Vision Source, shared how she opened her practice in Columbia, Illinois, shortly after graduation and explained the benefits of becoming a member of the Vision Source network.

NOPMA ended 2010 with a talk from Al Cleinman, CEO of Cleinman Performance Partners (CPP), a leading consulting company to America's most successful practices, who delivered a seminar on the topic "Controlling Your Destiny: The Entrepreneurial Optometrist." Third-year students who attended this presentation were eligible to apply

for the Graduate Connections Grant, which allows one winner per optometry school the opportunity to network with Cleinman Performance Partners' multimillion-dollar practices. NOPMA is pleased to announce that NSU's Graduate Connections Grant recipient is its very own events coordinator, Ruth Smith.

Twelve NOPMA members, including the entire executive board, attended the Ultimate Practice Management Conference at the Marriott in Hollywood, Florida, in early January 2011. Dr. Don Teig, a sports vision specialist with a successful group practice in Ridgefield, Connecticut, has generously donated complimentary student registrations to NOPMA members for the last four years, which usually cost \$600 for licensed optometrists to attend. This year's conference lineup included former Major League Baseball player and manager, Bucky Dent, and Dr. Mike Rothschild, who explained how he applied the Ritz Carlton's legendary customer service strategies to build his practice.

In February 2011, NOPMA launched Project Foresight, a national competition sponsored by Wal-Mart Health and Wellness, which involves two-member teams designing a business plan for an optometric practice that incorporates Wal-Mart's core values. This year, five NSU teams have made it to the final round and are competing for a \$1,000 prize at the school level. NSU's winning team will be able to compete at the national level for a grand prize of \$20,000. In May, Wal-Mart will announce the ten finalist teams to compete nationally. NOPMA hopes the Project Foresight competition will be a big win for NSUCO, highlighting the college's strong business and practice management programs.

Additionally, NOPMA has plans in the works for final meetings with a provider from Vision Service Plan, which is the largest not-for-profit vision benefits company in the United States, and/or a joint meeting with either the National Optometric Student Association or the Optometric Student Association for Ocular Disease. 2010-11 has been an exciting year for NOPMA, and we look forward to inspiring generations of optometry's future leaders to achieve success in the years to come.



PRIVATE PRACTICE GIVES WAY TO ACADEMIC CAREER FOR DR. HEIDI WAGNER

BY SCOTT COLTON, B.A., APR, CO-EDITOR, THE VISIONARY

When the time came for Heidi Wagner, O.D., M.P.H., FAAO (Dipl), to zero in on a career choice, she knew she wanted to pursue one that incorporated her interests in either math or science.

During her investigative process, Dr. Wagner, who serves as professor and chair of the college's Department of Clinics, discovered that a career in optometry would be a perfect fit for a number of reasons. "Optometry was appealing to me because it would allow me to combine my academic interests with a people-oriented primary care discipline," said Dr. Wagner, who grew up in a small town called Mansfield, Ohio. "My brother-in-law and a family friend were practicing optometrists and provided me with additional exposure to the profession."

With her decision now made, Dr. Wagner forged ahead with gusto, participating in a concurrent enrollment in both the College of Arts and Sciences and College of Optometry at The Ohio State University, earning her Bachelor of Science degree in 1984 and her Doctor of Optometry degree in 1986. Fortuitously, it was during her days as an optometry student that Dr. Wagner would meet the man who would soon become her husband, practice partner, and colleague at NSU's College of

Optometry—Chris Woodruff, O.D., M.B.A, FAAO, who serves as an associate professor in the college.

After graduating from optometry school, Drs. Wagner and Woodruff immediately put their O.D. degrees to good use by opening a private practice in Dr. Wagner's hometown and getting married on September 6, 1986. "Our first day of practice was exactly seven weeks following graduation," said Dr. Wagner, who is the proud mother of two daughters—16-year-old Alexandra and 14-year-old Alyssa, who are currently enrolled at NSU's University School. "My father extolled the virtues of self-employment, so his perspective contributed to my interest in choosing a private practice setting immediately following graduation."

In addition to running a practice, Dr. Wagner spent one day a week working outside it, first in a rural optometric practice, then as a clinical preceptor at The Ohio State University College of Optometry, and later as a provider in a health maintenance organization. However, after spending several years in private practice, Drs. Wagner and Woodruff decided the time had come to make a drastic change both professionally and geographically.

"After six-plus years, I decided I did not want to remain in private practice, and my husband decided he did not want to remain in my hometown," she explained. "With some encouragement from my husband, I secured a faculty appointment at Southeastern University of the Health Sciences (the precursor to Nova Southeastern University) in North Miami Beach, Florida, in 1993. I initially chose this

opportunity because I had enjoyed earlier experiences working with students in a clinical setting, and there were opportunities for professional growth associated with a new program.

"At the time, I speculated that this would be a steppingstone to other opportunities, rather than a permanent career shift," she added. "In retrospect, I believe that a career in an academic health care setting has been a good fit for me because I enjoy the varied activities related to teaching, scholarship, and service and because I enjoy working with students."

As she's worked her way up the ranks from instructor and associate professor to full professorship in 2009, Dr. Wagner has been involved in an array of academic and clinical areas. "My teaching assignments during my early years at the college included working in the optometric theory/methods and contact lens laboratories as well as doing clinical teaching in the primary care and cornea/contact lens services," said Dr. Wagner, who received her Master of Public Health degree from the University of Massachusetts Amherst School of Public Health and Health Sciences in 2004. "Currently, I serve as the instructor of record in a two-semester didactic contact lens course sequence as well as a preceptor in the Cornea and Contact Lens Service."

Dr. Wagner, who says she gains a great deal of satisfaction from teaching small groups of students, residents, and graduate students, also enjoys working and interacting with her NSUCO colleagues. However, one former faculty member, who passed away in

2006, left the most indelible impression on both her mind and heart: Professor Emeritus Lester E. Janoff, O.D., M.S. Ed, FAAO. “I considered him to be both a friend and mentor who made a positive and lasting impact on the program,” she explained. “His *Five Cardinal Rules for Education* certainly have served as a foundation for my personal philosophy of clinical education.”

During her 18 years as an NSUCO faculty member, Dr. Wagner has found fulfillment in many areas. But there are several that stand out for various reasons. “With regard to teaching, precepting students and residents in a clinical setting has been the most rewarding aspect of being an optometrist and working at NSU’s College of Optometry,” she stated. “With regard to patient care, managing patients with corneal thinning disorders and other medically necessary contact lens applications has been a long-term interest. I had the privilege of serving as the principal investigator of the Nova

Participating CLEK Study Clinic, which was one of fourteen sites in this federally-funded multicenter study on keratoconus.”

She’s also excited to have renewed her interest in something she participated in over two decades ago when she was in private practice. “In my early years of practice, I especially enjoyed working with children and teenagers,” she explained. “This interest has been rekindled with my recent participation in a collaborative clinical research project entitled “Contact Lens Assessment in Youth,” which investigates safety outcomes in young lens wearers.”

With a thriving professional career that’s seems to be adroitly balanced with personal satisfaction on the home front, it certainly seems as if Dr. Wagner has attained the much-desired but seemingly impossible-to-achieve dream of “having it all.”

FIVE CARDINAL RULES FOR CLINICAL EDUCATION

BY LESTER E. JANOFF, O.D., M.S. ED, FAAO

The purpose of the clinical course is to teach the student how to deliver high-quality clinical care.


Good education cannot take place when poor care is delivered. Therefore, patients come first and students second.

Access to patients is not a right, but a privilege that students must earn through taking personal responsibility for delivering the best quality care possible.

Thinking, problem-solving, questioning, doubting, self-instruction, and a sense of responsibility for learning through active participation are the fundamental keys to learning.

The attitudes, personal principles, and values that are essential are learned through preceptor modeling.

“After six-plus years, I decided I did not want to remain in private practice...”



FacultyNEWS

Michael Bacigalupi, O.D., M.S., FAAO, was featured in an article entitled “Education Helps Students Control Debt Load” that appeared in the September 2010 issue of *Optometry Times*.

Andrea Janoff, O.D., and Edward Keith, Ph.D. were awarded a \$5,000 Health Professions Division grant to fund their research project entitled “In Vivo Study of Protein Deposition on Omaficon A Contact Lenses.”

Erin C. Jenewein, O.D., M.S., FAAO, received the Terrence Ingraham Pediatric Optometry Residency Award during the American Academy of Optometry (AAO) 88th Annual Meeting held November 17-21, 2010, in San Francisco, California. She also achieved AAO fellowship status at the annual meeting along with **Melissa Misko, O.D., FAAO**, and **Marissa Perez, O.D., FAAO**. Founded in 1922, the AAO is committed to promoting the art and science of vision care through lifelong learning. The letters FAAO (Fellow of the American Academy of Optometry) after an optometrist, scientist, or other qualified person’s name signify to colleagues and patients that rigorous qualifications have been met.

Janet L. Leasher, O.D., M.P.H., FAAO, will be concluding her two-year stint as chancellor of the Beta Sigma Kappa International Honor Society, which represents the brightest optometric physicians and future optometrists.

David S. Loshin, O.D., Ph.D., FAAO, was named Florida’s Optometrist of the Year by the Florida Optometric Association at

the annual FOA conference in July 2010. This award was given because of Dr. Loshin’s outstanding record at the College of Optometry, where he has been instrumental in the college’s growth by developing creative programs and expanding The Eye Care Institute by introducing the utilization of electronic medical records and the most advanced instrumentation.

Kimberly Reed, O.D., FAAO, was appointed to the Ocular Nutrition Society Board of Directors as well as to the advisory board of the nutrition company MedOp, Inc.

Joseph J. Pizzimenti, O.D., FAAO (associate editor) and **Diana Shechtman, O.D.**, were appointed to the *Internet Journal of Allied Health Sciences and Practice* Editorial Review Board.

Diana Shechtman, O.D., FAAO, **Joseph Sowka, O.D., FAAO**, **Alan G. Kabat, O.D., FAAO**, and **Joseph J. Pizzimenti, O.D., FAAO**, were invited to serve as contributing editors of the *Review of Optometry*. Dr. Shechtman, who is Fellow of the American Academy of Optometry and the Optometric Retinal Society, also was named to the Macular Degeneration Association’s Medical Advisory Board.

Joseph W. Sowka, O.D., FAAO (associate editor) **Diana Shechtman, O.D., FAAO** (editorial review board), and **Chris E. Woodruff, O.D.** (practice strategies consultant) were named to the aforementioned positions for *Optometry – Journal of the American Optometric Association*.



BACIGALUPI



JENEWEIN



LEASHER



MISKO




PIZZIMENTI



REED




SOWKA



WOODRUFF

WHO’S THIS FACULTY MEMBER? CONTEST WINNER

The winner of the Who’s This Faculty Member? photo contest that appeared in the summer/fall 2010 issue of *The Visionary* is Michael O. Valle, O.D. (’10), who correctly guessed that the visage featured was N. Scott Gorman, O.D., Ed.D., M.S., FAAO.



Welcome NEW FACULTY

FacultyNEWS



ERIN JENEWEIN, O.D., M.S., FAAO

Dr. Jenewein received her Bachelor of Science degree in Biology in 2003 from St. Norbert College and her M.S. in biology in 2005 from the University of Wisconsin Oshkosh, where she earned the 2005 Master's Distinguished Thesis Award. She graduated in 2009 from Nova Southeastern University College of Optometry. Following graduation, Dr. Jenewein completed a residency at NSU in pediatrics and binocular vision and was the recipient of the 2009 Dr. Terrance N. Ingraham Pediatric Optometry Residency Award. Upon completing her residency in 2010, Dr. Jenewein joined the NSU faculty as an assistant professor.

Dr. Jenewein is currently the chief of service of The Eye Care Institute at Kids in Distress, where she is a clinical preceptor for third- and fourth-year students. Her academic interests include strabismus and patients with special needs. She has authored and presented posters at the Association for Research in Vision and Ophthalmology, SECO International, the College of Optometrists in Vision Development (COVD), and the American Academy of Optometry annual meetings. Her research has been published in *Pediatric Research*. Dr. Jenewein is a Fellow of the AAO and is currently pursuing her COVD fellowship.



SHANNON DEHESA, O.D.

Dr. Dehesa, who recently joined the NSUCO pediatric faculty as a clinical and lab instructor, graduated from the University of California at Los Angeles in 2005 with a Bachelor of Science in Biology before receiving her Doctor of Optometry degree from the New England College of Optometry in 2009, where she earned the Clinical Excellence Award. She then completed a one-year residency in primary care/pediatrics at the University of California at Berkeley School of Optometry, where she presented several lectures on pediatric optometry and the treatment/management of special needs patients.


Dr. Dehesa's areas of interest include amblyopia treatment, autism, and vision assessment for special needs children. She is planning on pursuing further research on the optometric management for special needs patients and autism.

Her current teaching responsibilities include precepting interns in the NSU Pediatric Care Eye Clinics and serving as assistant lab instructor for the Pediatric Optometry and Optometric Management of Learning-Related Vision Problems Lab and the Anomalies of Binocular Vision I Lab.

Dr. Dehesa is a member of the American Optometric Association, the American Academy of Optometry, the Florida Optometric Association, and the College of Optometrists in Vision Development.



NSU OVERVIEW: UNIVERSITY ACCOMPLISHMENTS RECEIVE RECOGNITION



DR. RATHINAVELU

Although *The Visionary* is a publication geared toward spotlighting news and achievements related to the College of Optometry, the magazine’s editorial team has decided to add an exciting new component that highlights noteworthy news related to the global NSU community.

Since its humble beginnings in 1964, NSU has transformed itself into an esteemed major university that awards associate’s, bachelor’s, master’s, educational specialist, and doctoral degrees in a wide range of fields including the health professions, law, business, marine sciences, psychology, social sciences, computer and information sciences, and education. The university’s myriad programs are administered through 15 academic centers that offer courses at the main campus and at field-based locations throughout Florida, across the nation, and at selected international sites in Europe, Mexico, the Pacific Rim, Central and South America, and the Caribbean.

Based on these impressive statistics, we hope you will enjoy reading a synopsis of what is happening beyond the College of Optometry at NSU.

NSU CANCER RESEARCHER OBTAINS U.S. PATENT

NSU’s Rumbaugh Goodwin Institute for Cancer Research, led by its executive director, Appu Rathinavelu, Ph.D., is conducting leading research on new cancer therapeutics and powerful diagnostic methods for breast, lung, prostate, ovarian, and col-

orectal cancers. Dr. Rathinavelu recently received a U.S. patent for a drug that fights cancer. More specifically, it’s an anti-angiogenic drug that is designed to destroy blood vessels that supply oxygen and nutrients through blood circulation to cancer tissues. This will eventually shrink and destroy the cancer tissues. Dr. Rathinavelu, who uses pharmacogenomics and molecular modeling approaches to develop novel cancer drugs, expects to receive a second patent for a similar anti-cancer drug in the near future.

IPADS FOR AUTISTIC CHILDREN

NSU’s Mailman Segal Center for Human Development (MSC) launched a new initiative recently called *18 iPads in 18 Days* to provide new iPads to MSC’s Baudhuin Preschool, which is a provider of services to children with autism spectrum disorders (ASD). Autism is a lifelong disability that affects the way children communicate and relate to others and the world around them.

Technology continues to revolutionize the manner in which teachers meet the needs of children with ASD, so the iPads will contain communication applications that allow the children to select phrases and words to make sentences.

NEW M.B.A. DEGREE IN SALES

NSU is one of only 12 universities in the country to offer graduate-level sales courses, and the only one in Florida. The sales M.B.A. and graduate certificate were

launched in January following the successful establishment of a dedicated sales education curriculum at the undergraduate level last semester. NSU’s Sales Program is the first in the H. Wayne Huizenga School of Business and Entrepreneurship’s innovative Market-Driven Education series of specialty business programs shaped by the trends and opportunities that are driving the marketplace.

“Today’s economic climate and ultra-competitive job market are dictating that business schools become more specialized in preparing students for employment opportunities in target professions and industries,” said Michael Fields, Ph.D., dean of the Huizenga School of Business and Entrepreneurship. “No matter what business you’re in, you’re involved in selling. Students that have a solid skill set in sales are going to add immediate value to the companies that hire them. It’s the best single thing we can do to help students and industry at the same time.”

DOMESTIC VIOLENCE VICTIMS RECEIVE FREE DENTAL SERVICES

NSU is offering free dental services to victims of domestic violence who otherwise may not have access to such services. Battered women can have significant dental needs that often go untreated. In some cases, a battered woman’s dental problems are the direct result of abuse, and her abuser has kept her from receiving dental care for years, or even decades. Using a



From groundbreaking cancer research and state-of-the-art autism education to unique graduate programs, NSU is leading the way both locally and nationally.

three-year, \$850,000 grant from the U.S. Health Resources and Services Administration, NSU's College of Dental Medicine is providing examinations, preventive services, restorations, and some dentures to victims of domestic violence.

The free oral services are being provided onsite at several non-profits that help victims get back on their feet such as The Lodge in Miami and Women in Distress and the Broward Addiction Recovery Center in Fort Lauderdale. The dental services are also offered to the children of victims. So far, more than 107 women and their children have used the services provided by NSU dental residents and students. The grant is expected to provide dental treatment to nearly 200 women before it expires in June 2011.

NSU's College of Dental Medicine, which runs Florida's largest dental clinic in Broward and Miami-Dade counties, is helping meet the women's dental needs by using portable dental equipment to treat them directly at the shelters. This mobile equipment allows NSU dentists to provide comprehensive check-ups that fully evaluate each woman's needs. Dental residents and students are trained to handle the sensitivity of the women's needs to ensure they feel safe and comfortable throughout the course of treatment.

RETIRED U.S. SUPREME COURT JUSTICE VISITS LAW CENTER

On February 8, U.S. Supreme Court Associate Justice John Paul Stevens (retired) addressed an audience of about 300 NSU Shepard Broad Law Center students as well as faculty and staff members. This marked the second time he had visited the NSU campus in five years. Justice Stevens, who was nominated to the bench by President Gerald Ford, served as an Associate Justice of the Supreme Court from December 19, 1975, until his retirement on June 29, 2010.

Students posed questions on a broad range of legal issues such as Supreme Court case load, the value of oral advocacy in court, and the political nature of the Congressional approval process for Supreme Court nominees. In speaking on oral arguments, he indicated that while justices usually have their minds made up before hearing arguments, a justice's mind or approach to a case can definitely change through the process. When asked what contributed most to his success in law school, Justice Stevens said it was "the great faculty and students."



IPADS AT MAILMAN SEGAL CENTER'S BAUDHUIN PRESCHOOL



Dr. Fields (left) with H. Wayne Huizenga, a renowned businessman and philanthropist who the business school and sales institute are named after.



Right – Anthony H. Bezerra, D.D.S., College of Dental Medicine professor of clinical dentistry, and Leticia Alonso, a fourth-year dental student, provide free dental care at the nonprofit Women in Distress.



Left – Pictured (from left) are: John Anderson, J.D., LL.M., Shepard Broad Law Center professor; John Paul Stevens, retired U.S. Supreme Court Associate Justice; and Athornia Steele, J.D., Shepard Broad Law Center dean.

The Eye Care Institute at KID



BY LINDA ROUSE, O.D., FAAO, CHIEF OPERATIONS OFFICER, THE EYE CARE INSTITUTE

Kids in Distress (KID) is a nationally accredited, community-supported agency based in South Florida that helps children and families in crisis with emergency shelters and counseling. The agency's current services include crisis intervention, foster care and adoption, therapeutic preschool, complete behavioral health services, intensive in-home family preservation services, parent education, domestic violence services, substance abuse treatment, kinship support, supervised visitation, access to medical care, and rehabilitative therapies. KID specializes in protecting vulnerable children from abuse and neglect in a safe, nurturing environment with a goal of creating a healthy, enriching, permanent solution for every child.

As part of KID's expansion for access to health care, the NSU College of Optometry and the NSU College of Dental Medicine were invited to join in a collaborative effort to provide vision and dental services for children in the KID programs. After a year of planning and construction, the existing 10,000-square-foot office building on the KID campus in Wilton Manors in Broward County was transformed into a beautiful and welcoming state-of-the-art facility with a dental clinic on the first floor and an optometric care facility on the second floor. "The

KID-NSU dental and optometry clinics reflect our longstanding commitment to the communities we serve," said Jeff Byrd, KID vice president and CFO.

The optometry service began examining patients in November 2010, while the dental clinic opened in February 2011. The building renovations for both optometry and dental were covered by donations secured by KID. The FOA Charities funded a grant proposal submitted by the NSU College of Optometry to help offset the startup expenses. This grant funded the purchase of lensometers and the optometric lanes of equipment in the examination rooms.

It is anticipated that over 5,000 children who lack adequate means or access to health care will receive vision exams at The Eye Care Institute at KID annually. This underserved population will include many of the KID foster children that have never had a vision examination. Third- and fourth-year NSU optometry students, under the supervision of NSU faculty members and the chief of service, Dr. Erin Jenewein, will examine these patients. Approximately 175 optometry students and 8 optometry residents will rotate through this facility each year. The

optometry service has eight exam rooms, a special testing room, state-of-the-art equipment, and an optical dispensary with a finishing laboratory. Optometric services for children and families are offered five days per week and 24/7 for emergency eye care.

This partnership between KID and NSU fulfills a dual mission of serving children in our communities while educating future health care providers. According to Dr. David Loshin, dean of the College of Optometry, "This collaboration with KID has provided an opportunity for the College of Optometry to start a new clinical site with an established patient population." He also stated, "Not only will this special population strengthen our clinical education by providing students with unique experiences, it will also help develop practitioners who will be more sensitive to the special needs of children."

The Eye Care Institute at KID has already provided hundreds of eye examinations and glasses for children, diagnosed retinal conditions, detected both small- and large-angle strabismus, managed amblyopia, identified visual perceptual anomalies, and much more in just a few months. In fact, doctors and stu-

dents have already experienced the gratification of providing a 12-year-old child with 8 diopters of myopia with his first pair of eyeglasses. All these children have been given the opportunity to see clearly, which correlates to success in school.

The College of Optometry and KID have also collaborated in reaching out to the community to increase awareness of the available services now offered on the Kids in Distress campus. Together, we have attended local health fairs and family days throughout Broward County. We have also supported KID fundraising events like the annual Duck Fest. In turn, KID has trained several of its staff members to provide vision screenings to a large number of children both in its programs and in the surrounding school districts.

The College of Optometry is actively seeking grant money to help offset the cost of vision services for those who require financial assistance and do not have insurance. Several grants have been secured that will pay for services and glasses for children in need who have failed the school vision screening in the Broward County school system.

"It is anticipated that over 5,000 children who lack adequate means or access to health care will receive vision exams at The Eye Care Institute at KID annually."



The official ribbon-cutting and grand-opening ceremony for the KID Dental Clinic and The Eye Care Institute at KID was held on March 1, 2011.

Pictured at the ribbon-cutting ceremony (from left) are: Gary Resnick, City of Wilton Manors mayor; Will Spencer, KID president; Tom Tomczyk, KID CEO; Nick Cassas, Stiles CFO; Steve Palmer, KID board chairman; Jeff Byrd, KID CFO; Karyn Greep, Charity Guild representative; Mary Baker, KID Auxiliary co-president; Dr. David Loshin, NSU College of Optometry dean; and Dr. Robert Uchin, NSU College of Dental Medicine dean.

"Both Kids in Distress and Nova are demonstrating a tremendous vision for our community."



KIDS IN DISTRESS CLINICS OPEN TO ACCOLADES

BY BARBARA KARPEL, M.S., DIRECTOR OF ADMINISTRATION
AND VISIONARY CO-EDITOR

Ask the kids who were among the first to be treated how they feel about the new Kids in Distress eye and dental care clinics. From all accounts, their responses were cheerful—smiling faces included.

The new Kids in Distress Eye Care Institute and dental clinics officially opened on March 1, 2011, following a ribbon-cutting ceremony that took place at the new facility in Wilton Manors. On hand to serve as tour guide was Wilton Manors Mayor Gary Resnick, who declared it “KID Dental Clinic and Eye Care Institute Day” and commented that, “Both Kids in Distress and Nova are demonstrating a tremendous vision for our community.”

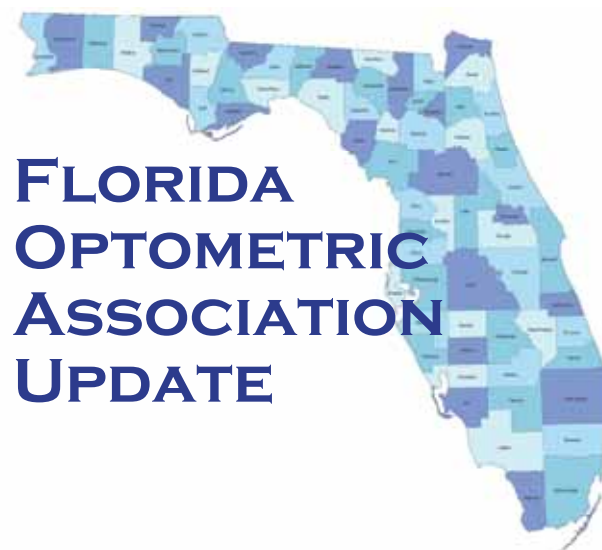
Kids in Distress has cared for and treated abused and neglected children through a system that includes emergency shelters, therapeutic service, abuse prevention, foster care, and adoption since 1979. But something was missing because these children still didn’t have access to proper eye and dental care. Thus was born a partnership, dating back to November 2009, between Nova Southeastern University and Kids in Distress that has culminated in two fully operational and staffed clinical facilities, which will provide eye care and dental services. It is expected that 5,000 patients will be seen in the first year of operation.

It has long been known that eye care plays an important role in a child’s success at school. According to Dr. David Loshin, NSUCO dean, there is a correlation between seeing and learning; therefore, better performance in school can result from proper eye care. “Sometimes it’s the access, not being able to pay, that keeps people from seeking care,” said Dr. Linda Rouse, chief operations officer of The Eye Care Institute. Steve Palmer, chairman of the Kids in Distress Board of Directors, hopes the new facility will remove many of the barriers that prevent the participating children and families from obtaining the regular care they deserve.

Judging by the opinions of children who received eye and dental care on opening day, this partnership and its services are already a resounding success—and will continue to be so for years to come.

(Information for this article was obtained from articles published in the Herald-Tribune, Edge-Fort Lauderdale, and Sun-Sentinel.)





BY BARRY J. FRAUENS, O.D., FAAO, ASSOCIATE PROFESSOR
CHIEF OF PRIMARY CARE SERVICE, THE EYE CARE INSTITUTE AT NORTH MIAMI BEACH

In July 2010, the new Florida Optometric Association (FOA) Board of Trustees was elected to office by the membership. The new president, Dr. Michael Fregger, hails from Fort Walton Beach, where he has been in a solo private practice since 1997. He graduated from Florida State University in 1978 and received his O.D. degree from Southern College of Optometry in 1982. He also has served as the West Florida Optometric Association president for eight years. It is these years of leadership experience as well as his term on the FOA board that has prepared him for the challenges of this coming year. The current leadership consists of

President: **Dr. Michael A. Fregger**, Fort Walton Beach

President Elect: **Dr. Kenneth D. Boyle**,
Melbourne Beach (1994 alumnus)

Vice President: **Dr. David W. Rouse** of Sunrise

Secretary-Treasurer: **Dr. Stephen R. Kepley** of Vero Beach
Trustee: **Dr. Barry J. Frauens** of Coral Springs (1996 alumnus)

Trustee: **Dr. Kenneth W. Lawson** of Bradenton

Trustee: **Dr. April Jasper** of West Palm Beach (1995 alumna)

Trustee: **Dr. Tad Kosanovich** of Englewood

After a very productive year as president and many years of loyal service, Dr. Emilio H. Balias of Coral Gables assumed the role of chairman of the board. The FOA office underwent a restructuring during Dr. Balias' tenure as president. He was presented with numerous obstacles and challenges, and through his tireless efforts and leadership, the FOA emerged as an even-stronger organization. Dr. Andrew Wiles was hired as the new executive director and has been an invaluable asset. As a past president of the FOA, Dr. Wiles brings with him a wealth of knowledge regarding the profession of optometry, the FOA, and the political process. The FOA will be an even stronger organization with Dr. Wiles as its executive director.

The political process continues to be a struggle in Florida, with the budget cuts being at the top of the list once again this year. Our 13 oral drug bill, which was introduced last year, was heard in the Senate Health Care Committee and passed the committee. Unfortunately, due to power politics, the bill was never heard in the House of Representatives. On a defensive note, HB 549 has been filed, which would allow for opticians to refract and co-own optical establishments with op-

tometrists, prohibit an optometrist from serving as a supervisor in an optician apprentice program, restrict the activities of optometric support staff, and allow for an ophthalmologist to be added to the Florida Board of Optometry. This is bad legislation for the citizens of Florida as well as the profession of optometry.

The FOA legislative team, under the co-chairmanship of Dr. Ken Lawson and Dr. Ron Foreman, is actively engaged on this issue. This is a time when the profession of optometry is being threatened and the help of every optometrist is needed. By being a member of the FOA and a member of the FOCCE, you can have a voice and make a difference. If you are not a member of both, please call the FOA office today and join. With the help of everyone, we can defeat this legislation.

The leadership of the Florida Optometric Association would like to acknowledge and thank Dr. David Loshin, who serves as the NSU liaison to the FOA Board of Trustees. Dr. Loshin was also recognized by the FOA at its 2010 convention, receiving the FOA Optometrist of the Year Award. The FOA is especially appreciative of the strong NSU student involvement that has been fostered and growing throughout the years. This past year has seen numerous students become actively involved in volunteering at the annual convention as well as on several political campaigns. Approximately 50 students chartered a bus and made the trip to Tallahassee for the annual legislative luncheon held every March. The students are the future of our profession, and it is so important to engage them very early on in their training. It is refreshing and encouraging to witness such enthusiasm.

Preparations are being made for the annual convention that will be held July 21-24, 2011, at the Walt Disney Dolphin Resort in Orlando. This will be another special convention because Dr. Kenny Boyle, NSUCO 1994 alumnus, will become the first NSU alumni to become president of the FOA. Please try to make arrangements to attend. Over 30 hours of education will be offered, with several time slots having dual-track lectures, in addition to an expansive exhibit hall and numerous social events all within an amazing property. I hope to see many of you there.

As I conclude my fourth year as trustee, the learning curve continues to be exponential. The leadership is dedicated to serving the membership, and I would encourage all who feel they have something to contribute to become involved. Your service will help better our profession for all of us, including our students and the patients we serve.



Technology in Optometric Education

BY GREGORY FECHO, O.D. ASSISTANT PROFESSOR, AND CHRISTOPHER WOODRUFF, O.D., FAAO, ASSOCIATE PROFESSOR

Reaching the optometric “Millennial generation” students in the classroom has proven to be a challenge. One way of increasing their engagement in course material is to stay ahead of the curve by utilizing technology in their curriculum. We have been successful in implementing modern technology in the classroom in an effort to enhance the educational experience of our students. Below are some of the major implementations of technology in our teaching methods.

BLOGS AND PODCASTS IN OPTOMETRIC EDUCATION

For many of those who regularly use the Web, the terms blogs and podcasts may be familiar. The word blog is a combination of the words Web and log and can be viewed as online diaries covering any topic one can imagine. Entries are posted to the site in chronological order and take advantage of RSS (Really Simple Syndication) technology allowing users to subscribe to the site and receive notification when new entries are posted. RSS technology “feeds” the necessary information to the user via the Web browser, email client, or other RSS software in order to push out instant updates when a user’s favorite Web site gets updated. Blogs can also contain media such as audio or video files. Consistent posts of audio or video files on a particular subject are referred to podcasts, which can also be “fed” to the listener as new ones are posted with the same RSS technology used by blogs.

To increase student engagement here at NSU, we have integrated blogging and podcasting in the Ophthalmic Optics and Optometric Theory and Methods courses. Blogging has taken the form of course diaries that highlight the main points from each lecture. Blogging allows a more permanent record of communication from instructor to student. Mainly, the course blog serves to provide a summary of topics discussed for each lecture and helps the student organize his or her thoughts while studying for an exam. Questions are also posted to the class as well as answers to specific questions that arise year to year. The student can subscribe to the blog RSS feed alerting them to any new updates the instructor posts.

Podcasts have received much praise over the years in our program. These audio and video clips have been used to demonstrate procedures in the OTM course, show students worked problems, and have also been used to create exam reviews for our students. These podcasts, which are available to the students via the Web, allow them to listen to or watch these clips at any time and as many times as they choose. This media can also be viewed on the students’ smart phones; hence, giving the millennial students portability in their education.

Drs. Fecho and Woodruff, along with Jay Rumsey, O.D., surveyed our students on the use of blogging and podcasting. We concluded that a majority of students are taking advantage of this technology if the resources are available to them. The students also find it to be a useful tool in their educational experience. Some of the positive feedback that has been received is as follows:

“Podcasts were extremely effective and assisted in learning the covered material.”

“The use of blogs and podcasts greatly enhanced my learning experience. More courses should use this method. It was a great class.”

While blogging and podcasting are not considered new technology, they have provided a fresh and interesting way to help engage the millennial students here at NSU’s College of Optometry.

TEACHING WITH THE IPAD

Tablet computers have been around for awhile, but Apple’s iteration of a tablet computer has been a wild success. These devices are portable with a slick interface. They possess familiarity to those who already own iPhones and are relatively inexpensive compared to laptop computers, making it attractive to the students. To some, these iPads may appear as toys; however, we recently have shifted perspective (at least in the eyes of our students) about this device from a toy to a powerful educational tool used in the classroom. We are mainly using this de-

vice as a presentation tool for lectures, reviews, and worked problems. Recent upgrades to the iPad operating system and the plethora of available applications (apps) for the device now make the iPad a viable option for the instructor in the classroom setting.

Finding the right application is the primary challenge in getting the most out of this device. One such “app” that has proven extremely useful is an application called Air Sketch. This application allows the user to annotate PDFs or use a whiteboard application without being tethered to the podium. The application works by typing in a unique URL created by the application into any Web browser on the same wireless network. Once this is completed, anything that is drawn or imported in this application can be projected on the screen no matter where the instructor is standing.

The iPad would not be complete without a presentation type of application. Apple has its own PowerPoint type of application called Keynote. Dr. Woodruff has used this application along with a notebook application called Penultimate to deliver presentations. The fast application switching ability included in the latest version of the iPad’s operating system allows him to quickly toggle back and forth between his presentation and worked problems the students can follow along with. Gone are the days of overhead projectors and premade slides of worked problems that students seem to dislike.

The usefulness of the iPad can ultimately extend beyond its presentation capabilities. In the clinic, Dr. Fecho has used this device as a patient educational tool. Tech-savvy graduates can also integrate this device in conjunction with an electronic medical record system to enter data from patients seen in their practice. Also, we have yet to see how useful this device would be in the hands of our students. With availability of applications that will allow students to take notes over PDFs, download scientific articles directly to their device, have an available Web browser, email application, and word processor, this tool can be a useful asset to our millennial students.


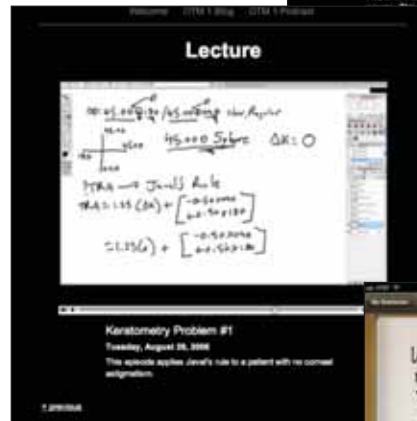
[HOW DO YOU TEACH MILLENNIAL STUDENTS? FACEBOOK WITH THEM!](#)

Regardless of your view of social network services such as Facebook, MySpace, and LinkedIn, these services have become a permanent part of American culture. With over 600 million active users as of January 2011, Facebook is currently the second-most visited Web site in the United States according to Quantcast—a media measurement Web analytics service.

Today’s optometry students spend a significant amount of time utilizing social media. Since the majority of students have smartphones, they have access to their social networking sites all day long. Considering the growth of Facebook in recent years and the fact that nearly half of Facebook users are 18 to 34 years of age, it seems reasonable that college professors can utilize the social network to communicate with students outside the classroom.

In the spring of 2010, Dr. Woodruff created a Facebook page to provide a final exam review for his Ophthalmic Optics II course. This allowed him real-time communication with his students as they prepared for the final exam. The majority of the class signed on as “fans” of the page. Encouraged by the positive response of the class, he discontinued his course blog in favor of a course Facebook page last August. The Facebook page provides students with lecture reviews, additional problems and solutions, and suggestions for preparing for exams in an already familiar environment. Dr. Woodruff has enjoyed exploring the world of social networking, but the best part is his ability to interact with his students and be available to them in real time as they prepare for their exams.

With the positive feedback we have received so far, we will continue to utilize and experiment with current technology in our courses. With the rapid changes that occur in technology and with the change in each generation of students, teaching methods will need to change and adapt to keep modern students engaged in their studies.





Physical Characteristics of E-Readers as a Low Vision Device

BY DAVID S. LOSHIN, O.D., PH.D., FAAO, DEAN AND PROFESSOR,
AND NICOLE PATTERSON, O.D., FAAO, ASSISTANT PROFESSOR, CHIEF OF LOW VISION SERVICE

E-readers are simple handheld mobile devices that may be used to exhibit reading material. These devices permit a variety of display options; therefore, e-readers may have potential as a low vision aid. We wanted to determine the feasibility of the low vision use of e-readers by measuring and comparing specific physical parameters and unique characteristics of four commonly used e-readers available in 2010.

These e-readers included the Kindle DX, the Kindle, the Sony Reader Touch, the Nook, and the iPad. Since the initiation of the study, there has been a flood of e-readers on the market; however, none of these new readers have large screens (iPad and Kindle DX), which should be more conducive for low vision use since more words are displayed at any set font size.

In the presented study, we considered the physical characteristics of font size (for each available font and setting), contrast, and field size for each of the five e-readers. Font size was measured using a 5x loop with a measuring reticule. The same letter for each font was measured five times and averaged. A comparison of font size (mm) for available settings is shown in Figure 1 for each e-reader. The Kindle DX had the largest maximum font size of 100 mm. The iBooks on the iPad had the second largest font size of 84 mm. The maximum font size for the Kindle, Kindle application on the iPad, and Nook were 78mm, 39mm, and 37mm, respectively.

For the iPad (with the iBook), font size for each font type and setting was also measured. As shown in Figure 2, for each font type the font size for the same setting varied considerably. Although Cochin font

(8.3mm) was the largest size, for low vision, fonts without serifs such as Verdana (6.9mm) may be more visible at a smaller font size.

Under set illumination, 10 measurements of the background and a black letter luminance were determined using a Minolta Luminance spot meter. These averaged values were then used to calculate maximum contrast using the formula displayed below:

$$\%Contrast = \frac{L_{max} - L_{min}}{L_{max} + L_{min}}$$

As shown in Figure 3, the contrast values for the Kindle DX display and the iPad, iPad Kindle application, and Kindle application with inverse polarity were comparable at about 95 percent contrast. The contrast values for the Kindle, Nook, and Sony Touch were also similar to each other at about 55 percent contrast.

The size of the screen of the e-readers also varied (Figure 4), with the Kindle DX having the largest area followed closely by the iPad. The Nook had the largest area for the small readers. Some of the e-readers also permitted landscape view, which would increase the number of words per line but may not be useful for reading since larger eye movements are required.

From this data, it was shown that e-reader devices vary in a number of adjustable parameters, including font size and type as well as contrast. A person reading at 40 cm on a Nook with the maximum font size would need acuity of approximately 2M, while on the iPad the patient would need 8M. The required acuity fell between these measurements with the other e-readers. Some of the e-readers may have the potential to aid low vision patients; however, the range of characteristics along with ease of operation should be taken into consideration when recommending a specific device.

Phase two of this study will explore the reading rate comparing the Kindle DX and iPad to printed material for specified age groups from 20 years to >70 years. Phase three of the study will investigate the use of these e-readers with the geriatric and low vision populations.

Figure 1

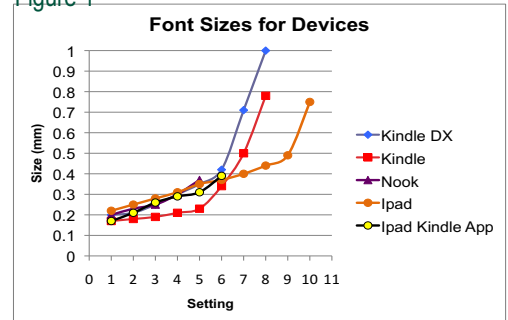


Figure 2

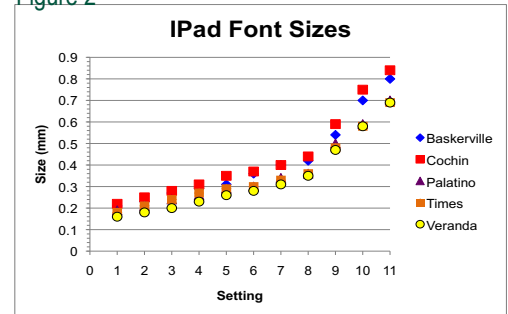


Figure 3

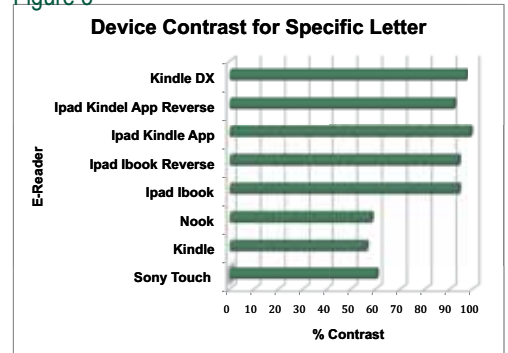



Figure 4



New Paradigm for NSUCO Research



The mission of a university and its associated colleges has three areas of responsibility, which are *teaching, service* to the college, university, and the community, and *research*. NSU will take a giant leap with the future development of the 208,000-square-foot **Center for Collaborative Research (CCR)**.

BY MICHAEL J. GIESE, O.D., PH.D.
ASSOCIATE PROFESSOR
OF OPTOMETRY



CCR

CENTER FOR COLLABORATIVE RESEARCH

This state-of-the-art cooperative interdisciplinary center, to be located adjacent to the HPD parking garage, will be the focal point of NSU's medical, pharmaceutical, dental, optometric, and oceanographic research. The CCR will also house one of the largest wet lab research facilities in Florida. The wet lab will be a home base for applied health care research and medical informatics. Researchers will collaborate within this advanced environment to investigate pharmaceutical synthesis, cancer therapy, human stem cell research, biomaterials, wildlife DNA forensics, and ocean biomaterials.

Universities and individuals acquire reputations from research—and reputations can either attract or repel prospective students and faculty. A favorable reputation includes an acknowledgement of excellence coupled with distinctive characteristics that set an institution apart from others. Many schools and colleges of optometry have begun to address the importance of research at their institutions. This means involvement in clinical trials or setting up basic science (bench) types of programs.

NSU's College of Optometry has started to address many aspects of research and has done exceptionally well with clinical research trials. Additionally, it grants a Master's in Clinical Vision Research degree.

In an effort to make its research goals more attainable, the college has recruited faculty members with research backgrounds. Three years ago, the college hired Michael J. Giese, O.D., Ph.D. Dr. Giese currently has research space on the third floor of the HPD Library building and has received start-up funds from the HPD Research Committee. His current projects include investigating the ability of micro-computerized tomography to three-dimensionally analyze the eye at histological levels and to investigate if retinal capillary endothelium contributes to the intraocular inflammatory response to intraocular infections. He also is the instructor of record for a course in ocular physiology.

Before coming to NSU, Dr. Giese worked at The Ohio State University College of Optometry, where he was an associate professor and chief of the ocular disease service. Prior to that, he

was at the Jules Stein Eye Institute at UCLA, where he was a research ophthalmologist supervising the ocular immunology laboratories. Additionally, he was a member of the Ocular Inflammatory Disease Center, where he saw patients with ocular inflammatory diseases, primarily uveitis.

Dr. Giese received a B.S. degree in bacteriology in 1982 from North Dakota State University and his Doctor of Optometry degree from the Illinois College of Optometry in 1985. After completing a VA hospital-based residency program in Chicago, he joined the faculty of the Department of Ophthalmology at Northwestern University Medical School, where he was director of contact lenses and low vision. Dr. Giese left Chicago in 1991 and joined the faculty of the Southern California College of Optometry in Fullerton, where he taught about ocular disease and saw patients in the ocular disease service. In 1993, he entered a Ph.D. program at the David Geffen UCLA School of Medicine in Experimental Pathology, which he completed in 1998.

Dr. Giese has a vast range of clinical expertise. His current specific clinical interests are uveitis and ocular infections. His research interests are related to understanding the molecular mechanisms of ocular infections and the ocular immune response. His previous publications have been in some of the best ophthalmic journals such as *Investigative Ophthalmology and Vision Science* and the *American Journal of Ophthalmology*.

The College of Optometry recently hired two new faculty members who are also pursuing research in the more traditional visual science disciplines: Hua Bi, O.D., Ph.D., and Bin Zhang, M.D., Ph.D. Future plans include granting Ph.D.s in vision science in collaboration with the many existing Ph.D. programs at Nova Southeastern University.

Dr. Zhang earned his M.D. degree from the School of Medicine at Nanjing University in 1995. He then practiced as an ophthalmologist, specializing in cataract surgery, in Jinling General Hospital in China. In 2003, Dr. Zhang received his Ph.D. degree in physiological optics and vision science from the College of Optometry at the University of Houston. He dedicated the following six years to the scientific research funded by the

National Eye Institute. Dr. Zhang is currently a full-time faculty member at NSU's College of Optometry and holds the rank of associate professor. He teaches ocular anatomy to the professional students and experiment design and methods to the graduate students.

Dr. Zhang's research interest is centered on the normal and abnormal development of the visual system. On one hand, he studies how the response properties of neurons in the visual cortex develop under the guidance of normal visual experience in early life. On the other hand, he investigates how abnormal visual experience, such as short sight (myopia), unequal refractive errors of the two eyes (anisometropia), and misalignment of the two eyes (strabismus), disrupt the smooth developing process of these properties and eventually lead to lazy eye (amblyopia).

The techniques applied in his research mainly include psychophysical testing, extracellular single unit recording, local field potential recording, and multifocal Visual Evoked Potentials. His research has been published in high-impact journals such as *Nature Neuroscience*, *Cell*, *Proceedings of National Academy of Science USA*, and *Investigative Ophthalmology and Vision Science*.

Dr. Bi earned her O.D. degree with honors and her Ph.D. degree in vision science from the University of Houston in 2006. Following graduation, she practiced optometry as a faculty member at the University of Texas Medical Branch. Currently, she is a faculty member at NSU's College of Optometry and holds the rank of assistant professor.

Dr. Bi has authored papers in top peer-reviewed journals, published around 30 abstracts, lectured on topics in clinical optometry, and written for the book *Primate Visual System* by Kaas and Collins. Her current research interests include evaluation of binocular vision and refractive anomalies as well as electrophysiology in normal and pathological visual systems. Dr. Bi is a course instructor of Visual Optics, Introduction to Binocular Vision, and lab instructor in Optometric Theory and Methods laboratories.



DR. ZHANG



DR. BI

Faculty Members Honored at External Funding Recognition Ceremony

Listed below are the NSUCO faculty honorees and the organizations they received funding from for their projects:

Melanie Crandall, O.D., M.B.A., FAAO
Director of Continuing Education and Associate Professor
Vision Service Plan

David Loshin, O.D., Ph.D., FAAO
Dean of the College of Optometry
Vistakon

Kenneth Seger, O.D., M.Sc., FAAO
Associate Professor
Vision Service Plan

Yin Tea, O.D., FAAO
Chief of Pediatrics and Binocular Vision and Assistant Professor
Jaeb Center for Health Research

Heidi Wagner, O.D., M.P.H., FAAO
Chair of the Department of Clinics and Associate Professor
CIBA Vision Corporation

On February 1, a number of College of Optometry faculty members were honored for their efforts to obtain external financial support at the NSU Office of Research and Technology Transfer's Second Annual External Funding Recognition Reception, which was held in the Alvin Sherman Library.

The External Funding Recognition Reception is an annual event that provides recognition for the efforts of NSU faculty and staff members who have received external grant funding in the previous fiscal year. The prior fiscal year produced great progress in the area of external funding, with total external funding exceeding \$71 million.



Research Highlights

ABSTRACT

“Diagnostic Ophthalmic Ultrasound Study of Brimonidine Tartrate 0.2% and Apraclonidine 0.5% Effect on Iris Configuration” by **Eulogio Besada, O.D., M.S., FFAO**, **Kimberly Reed O.D., FFAO**, **Perla Najman, O.D.**, **Diana Shechtman, O.D., FFAO**, and Patrick Hardigan, Ph.D.

Purpose: To analyze, using a diagnostic ophthalmic ultrasound (DOU) (I3 system ABD v2 Diagnosis Ophthalmic Ultrasound, Software Version 5x, Innovative Imaging Inc.), possible effects of brimonidine tartrate 0.2% and apraclonidine 0.5% on iris configuration.

Methods: Ten subjects (20 and 40 years of age) consented to participate. The peripheral iris, iris root thickness, iris/lens distance, and anterior chamber depth were measured by DOU. Baseline and serial measurements at three luminance levels (>6.4 cd/m², <0.82 - 0.4 cd/m², and <0.2 - 0.02 cd/m²) were obtained periodically during four hours. Either one drop of brimonidine tartrate 0.2% or apraclonidine 0.5% in one eye vs. a placebo in the contra-lateral eye were instilled following baseline measurements. The observations for each drug were carried out on different days. A model to test for nested random effects, controlling for subject’s age, race, and sex, was used for statistical analysis.

Results: No significant changes in the intra-ocular anterior segment configuration zones analyzed were observed for brimonidine tartrate 0.2% or apraclonidine 0.5%.

Conclusion: Neither brimonidine tartrate 0.2% nor apraclonidine 0.5% appears to have a significant effect on the analyzed iris configuration zones.

Keywords: Diagnostic ophthalmic ultrasound, brimonidine tartrate 0.2%, apraclonidine 0.5%.

PUBLICATIONS

Bi H, Zhang B, Tao X, Harwerth R, Smith EL, Chino YM. Abnormal neuronal responses in visual area V2 limit visual performance in monkeys with strabismic amblyopia. *Cerebral Cortex* (in press).

Meehan K, **Rodman J**. Ocular perineuritis secondary to neurosyphilis. *Optometry and Vision Science*. October 2010;87(10), E790-6.

Nan L, **Seeger K, Crandall M**. Effect of customized near addition lenses on transient myopia induced by near work. *Clinical Optometry*. 2010;2: 43-49.

Rodman J, Duchnowski E. Optical coherence tomography in adult-onset vitelliform dystrophy. *Optometry-Journal of the American Optometric Association*. November 1, 2010. Epub (ahead of print).

Vollmer L, Shechtman D, Woods AD, Pizzimenti J. Utilizing multifocal ERG and OCT for diagnosing Stargardt’s Disease. *Clinical and Experimental Optometry*. 2010 (in press).

POSTERS AND PRESENTATIONS

Trattler W, **Haytac P**. An open-label evaluation of degree of accommodation in pseudophakic patients bilaterally implanted with monofocal intraocular lenses. European Society for Cataract Surgery in Paris, France; September 4-8, 2010.

Leasher JL. Incorporating evaluation research into student driven community eye health promotion. World Council of Optometry Sixth World Congress on Optometric Education in Durban, South Africa; September 22, 2010 (poster presentation).

Leasher JL. Solve the dilemma of teaching ethics using technology: student electronic response system surveys and online discussions. World Council of Optometry Sixth World Congress on Optometric Education in Durban, South Africa; September 23, 2010 (workshop presentation).

Zhang B, Tao X, Smith E, Ohzawa I, Nishimoto S, Chino Y. Local sensitivity to stimulus orientation and spatial frequency within the receptive fields of neurons in visual area 2 of macaque monkeys. Society for Neuroscience. 372.2/NN3 poster.

LECTURE AND POSTER PRESENTATIONS (American Academy of Optometry – November 2010)

Besada E, Reed KK, Najman P, Shechtman D. Brimonidine and apraclonidine – effects on anterior chamber structure.

Chalmers RL, **Wagner H**, Mitchell GL, Kinoshita BT, Jansen ME, Lam DY, Richdale KR. The role of overnight wear in corneal inflammatory events from the contact lens assessment in youth (CLAY) study. *Optometry and Vision Science*. E-abstract #100828, <http://www.aaopt.org> (accessed 8-4-10).

Giese M, Vidalon C, Twa M. MicroCT as a viable option for histological analysis of ocular tissue (poster).

Frauens BJ. Atypical corneal epitheliopathy presenting in herpes zoster ophthalmicus.

Jenewein EC, Perez M. The effect of the eyeegenie on intraocular pressure (poster).

Jenewein EC, Tea YC. Dissociated vertical deviation in a patient with exotropia (poster).

Kinoshita BT, Mitchell GL, Lam DY, Chalmers RL, **Wagner H**, Jansen MR, Richdale KL, Sorbara L. Prescribing patterns of soft contact lens wear in North America. E-abstract #100064, <http://www.aaopt.org> (accessed 8-4-10).

Loshin DS, Patterson N. A comparison of e-reader parameters for the low vision population (lecture).

Wagner H, Mitchell RL, Chalmers RL, Jansen ME, Kinoshita BT, Jansen ME, Lam DY, Richdale KR, Sorbara L. Characteristics of and risk factors for multiple ocular events that interrupt soft contact lens (SCL) wear in youth. *Optometry and Vision Science* (supl). E-abstract #105855, <http://www.aaopt.org> (accessed 8-4-10).

Join Us in Creating

the Next Generation of Visionaries

As a private institution, Nova Southeastern University's College Optometry depends on you— alumni, students, faculty, staff, and friends—for support. Annual fund gifts allow NSUCO to provide extraordinary opportunities for learning and discovery to extend the financial aid program to students in need with scholarship support and to help us meet emerging needs and challenges. Any gift, no matter the size, will make a difference in educating the next generation of optometrists.

You can make an impact on a student's life by making your gift online at www.nova.edu/giving, by returning the enclosed envelope, or by calling (954) 262-2100.



Become a Visionary

Monetary Contributions to NSUCO on the Rise

The College of Optometry recognizes the generosity of the following alumni and friends for their gifts to various college funds from July 2010 through February 2011:

Allergan

Optometry Continuing Education Donations
College of Optometry Operating Account

Dr. Douglas Ayre ('96)

Dean's Excellence Endowment Fund

Mrs. Elena Barnabei on behalf of the Stefano LaSala Foundation

College of Optometry Annual Fund

Bausch & Lomb

Optometry Continuing Education Donations

Dr. Lucy Benard ('02)

Dean's Excellence Endowment Fund

Blanchard Contact Lens, Inc.

College of Optometry Operating Account

Dr. Kenneth Boyle ('94)

College of Optometry Annual Fund

Dr. Catherine Dau ('10)

College Of Optometry Scholarship Fund

Florida Health Plan Admin LLC/ Coventry Health Care of FL

Optometry Coventry Vision Care Assistance

Dr. Barry Frauens ('96)

Dean's Excellence Endowment Fund

Mr. Adam Goldberg

College Of Optometry Scholarship Fund

Dr. N. Scott Gorman

Dean's Excellence Endowment Fund

ISTA Pharmaceuticals

Optometry Continuing Education Donations

Johnson & Johnson Vision Care Institute

Optometry Continuing Education Donations

Dr. Charles Kinnaird ('94)

College Of Optometry Scholarship Fund

Luxottica

College of Optometry Operating Account
Optometry Continuing Education Donations

Dr. James Merlin ('05)

Dean's Excellence Endowment Fund

Dr. Lisa Parke ('02)

Dean's Excellence Endowment Fund

Dr. Jacqueline Rodena ('04)

Dean's Excellence Endowment Fund

Dr. Aaron Sako ('00)

College of Optometry Annual Fund

Southern Council of Optometrists, Inc.

SECO International Endowed Scholarship

Mr. Phillip Winter

Dean's Excellence Endowment Fund

ALUMNI CHAPTER PRESIDENT'S MESSAGE

BY SHERROL A. REYNOLDS, O.D., FAAO
ASSOCIATE PROFESSOR OF OPTOMETRY
PRESIDENT, COLLEGE OF OPTOMETRY ALUMNI CHAPTER

It is a pleasure to address you in this issue of *The Visionary*. Another year of successful alumni events has passed. The most recent happening was the 2011 Celebration of Excellence, at which distinguished alumni from every NSU college, school, and center are honored. Details of this year's Celebration of Excellence event can be found on page 36 in this magazine.

The alumni relationship should prove to be mutually rewarding. The university recognizes that alumni are the foundation of the future. To that end, College of Optometry graduates, as well as all university alumni, are automatically included as members of the NSU Alumni Association. Alumni membership comes with a number of benefits, a list of which can be found below. Likewise, we recognize that NSUCO is an exceptional institution, thanks to the alumni, who are our most precious asset. We continue to depend on our alumni to support the mission of the College of Optometry in preparing, educating, and training optometric physicians to practice at the highest level of proficiency, integrity, and professionalism.

The college's alumni chapter, a subsidiary of the NSU Alumni Association, recently phased out membership dues. Instead, we encourage each of you to consider donating to one of the following College of Optometry scholarship funds:

- Lester E. Janoff Scholar Award
- Terrence Ingraham Scholarship Award
- General Scholarship Fund

The alumni chapter also plans to implement a NSU College of Optometry Alumni Chapter Scholarship Award in the near future. Contributions made by you to any of these funds will be used to promote the college's mission and goals and provide scholarships from year to year. We will publish the scholarship winners in the fall issue of *The Visionary* so you may all see who the recipients are.

Please know that we welcome your input at all times, and we, in turn, strive to keep you informed about our alumni events throughout the year using email and our Web site. One of the ways in which you can stay connected is through our recently developed NSU College of Optometry Facebook page. We would love to see you on our Facebook page as well. With Facebook, reconnecting with classmates is a snap and you will always be kept informed about goings on at the College of Optometry.

I would also like to remind you about our upcoming **15th Annual Clinical Eye Care Conference and Alumni Reunion** to be held **May 13-15, 2011**, on the NSU campus. So please mark your calendar and plan to attend a weekend of excellent continuing education, an alumni chapter luncheon, and a banquet reception and dinner. This year, the banquet will be held at the Grand Oaks Golf Club, and all weekend activities are free to the graduates of the class of 2001. Should you desire to bring a guest to the banquet, the cost is less than \$70 per guest.

Together we can take the College of Optometry to new levels of excellence and serve you as our successful graduates.

Keep in touch!



Alumni Discount Program (Administered Through Abenity)

Your NSU Alumni Association provides members with an elite collection of local and national discounts from thousands of hotels, restaurants, movie theaters, automotive repair centers, retailers, florists, car dealers, theme parks, national attractions, unique experiences, concerts, and events.

Abenity offers access to over 60,000 local and national discounts and more than \$4,500 in available savings per member from vendors including Sprint, T-Mobile, Firestone, DirecTV, Costco, Best Buy, Southwest, Barnes and Noble, Dell, Marriott, Macys, AMC Theatres, and more. Offers are also available from over 150 national attractions and theme parks including the Walt Disney World® Resort, Universal Studios®, SeaWorld, Cirque du Soleil, and Six Flags.

Discount offers are redeemable in-store through printable and mobile coupons, online, and over the phone.

CAREER DEVELOPMENT PROGRAM

Career Development is NSU's career counseling and job search assistance center, serving NSU students and alumni. Career Development assists in all aspects of the decision-making, planning, and job-search process.

RECREATION DISCOUNTS

As an NSU alumna or alumnus, you are eligible for membership to the university's 110,000-square-foot recreational facility, including more than 50 group fitness classes a week, over 200 pieces of strength and cardio equipment, heated swimming pool, two-story rock wall, and more.

As a graduating RecPlex user, you are entitled to a continued 90-day grace period for using the RecPlex. This means your current privileges have been extended for 90 days after your last class/exam. Because various NSU graduations fall on separate occasions, your membership is not extended 90 days after your graduation date, only after your last class/exam.

After your 90 days have expired, you can purchase an alumni membership to continue your workouts here. Alumni memberships are \$30 a month.

The RecPlex has a brand new Olympic-size pool for your use (or continued use) and will be beginning belly dancing classes this fall semester.

RICK CASE V.I.P. REWARDS PROGRAM

NSU alumni who are registered as Rick Case V.I.P. members will receive a free Rick Case Rewards Card, which entitles you to free carwashes, discounted gas, and much more. As a V.I.P. Rewards Cardholder, you can buy or lease (at special V.I.P. pricing) a new Acura, Hyundai, Honda car, motorcycle, scooter, personal watercraft, ATV, and home generator or a Certified Used Vehicle or Luxe Collection at any of our locations. You will also enjoy personalized V.I.P. treatment and a long list of extra benefits, like Rick Case Rewards, which earns rewards points that can be used to save hundreds or even thousands of dollars on future purchases.

To register for your personal V.I.P. card, please call 1-866-IM-A-VIP-1 or email vip@rickcase.com your request and be sure to include that you are an NSU alumni member, your name, mailing address, and phone number, or you can visit Rick Case online.

To learn more about these alumni perks, please visit <http://www.nova.edu/alumni/benefits/memberships.html>.

ALUMNI NEWS

Sara N. Gaib, O.D. ('01), who is a contact lens faculty member at Midwestern University Arizona College of Optometry, received the George W. Mertz Contact Lens Residency Award during the American Academy of Optometry 88th Annual Meeting held November 17-21, 2010, in San Francisco, California.

Stuart Kaplan, O.D. ('01), a board-certified optometrist at Cape Coral Eye Center, retained the position of flotilla commander at the annual Change of Watch Ceremony held by the U.S. Coast Guard Auxiliary Flotilla of Fort Myers Beach, Florida. Dr. Kaplan is a decorated Gulf War veteran who spent four years in the United States Army and four additional years in the Florida Army National Guard. He also is a past commander of the Southwest Florida Jewish War Veterans Post 400, serves as director of the Cape Coral Eye Center Dry Eye Treatment Program, and is president of the Southwest Florida Optometric Association. The U.S. Coast Guard Auxiliary was recognized in 1939 by Congress and has expanded to 30,000 members across the United States today. The Change of Watch Ceremony takes place annually and is meant to formally signify the passing of responsibility, accountability, and authority from one individual to another.

Nicole Psaltis, O.D. ('10) was one of three optometry students to be recognized by SECO International with the 2010 Southern Council of Optometrists Clinical Excellence Award, which recognizes academic achievements by students from SECO-affiliated colleges. Dr. Psaltis received the award, which included a \$1,000 check and a plaque, along with a student from the University of Alabama at Birmingham School of Optometry and another from Southern College of Optometry in Memphis, Tennessee.



ALUMNI NEWS

Christine Scrodanus, O.D. ('93) was the recipient of the Heart of Catskill Association Catskill Chamber of Commerce's Businesswoman of the Year Award at its 2011 Mardis Gras Party. Dr. Scrodanus has lived in Saugerties, New York most of her life and graduated from Saugerties High in 1983. She is board certified to diagnose and treat ocular diseases, including glaucoma. The American Optometric Association honors her as a member, as does the New York Optometric Association.

Lorraine Labiento Smith, O.D. ('97) recently opened her own practice called Sudbury Eye Care in Sudbury, Massachusetts. Over the past 12 years, she has worked with several of the top specialists in different areas of eye care and served as a staff member in the Massachusetts Eye and Ear Infirmary's Vision Rehabilitation Department, providing specialty care to the visually impaired and legally blind.

David Todd, O.D. ('97) recently joined the faculty of Western University of Health Sciences College of Optometry in Pomona, California, where he will be establishing an inpatient vision care service for patients residing in care facilities and performing research into novel methods for measuring and treating loss of visual function from neurological insults. After graduating from NSU's College of Optometry, Dr. Todd worked primarily in ophthalmic advanced care and referral centers for the first five or six years of his career. During that time, Dr. Todd gradually developed a concentration in neuro-optometry, which involves the care and study of visual function after brain and neurologic injury. In 2003, he joined the executive staff of NovaVision Inc. of Boca Raton, Florida, a venture backed startup company that developed and marketed novel technologies for the diagnosis and treatment of vision loss from brain injury. During his tenure at NovaVision, Dr. Todd worked in research and development of visual technologies for the brain injured, receiving several U.S. and European patents and coauthoring a major study published in *The Journal of Neuroscience*.

In Memoriam

Sandra D. Farhady, O.D.,

a class of 1999 alumna, passed away in August 2010 from complications related to a rare liver disease. Prior to earning her NSUCO degree, she spent 15 years working as an optician.

DR. KENNETH BOYLE HONORED AT NSU'S CELEBRATION OF EXCELLENCE CEREMONY

Kenneth Boyle, O.D., M.B.A., ('94) was honored with the NSU College of Optometry Distinguished Alumni Award in January at the 13th Annual NSU Celebration of Excellence ceremony held at the Signature Grand in Davie. Each year, this prestigious event brings together community leaders and industry pioneers who have made significant contributions to their professions, communities, and alma maters.

During the past 15 years, Dr. Boyle has served in multiple positions of leadership in the Florida Optometric Association (FOA) and has worked hard to support organized optometry and the FOA in its legislative efforts. He also has assisted the FOA to ensure that the citizens of the state of Florida have access to high-quality optometric care and has worked to promote equitable insurance payments for optometrists.

Dr. Boyle currently serves on the Florida Optometric Association Board of Trustees and also is the association's 2010-11 president elect. He is past president of the Brevard County Optometric Association as well as the Viera Rotary Club and belongs to several other community organizations. He also served on the American Optometric Association's Carrier Advisory Committee.

"NSU gave me a great foundation for optometric practice and the opportunity through clinical rotations and residency to diversify and deepen my knowledge and clinical skills," Dr. Boyle explained. "The contacts I made and the influences of my professional mentors have enabled me to become a leader in Florida optometry."

Dr. Boyle (right) with Dr. Loshin at the Celebration of Excellence ceremony.





Orlando and San Francisco



ALUMNI RECEPTIONS REUNITE OLD FRIENDS

AOA ALUMNI RECEPTION IN ORLANDO

During the 2010 American Optometric Association (AOA) annual meeting, which took place last June at the Gaylord Palms Hotel in Orlando, Florida, NSUCO coordinated an alumni reception attended by numerous alumni, students, and special guests. Among the guests were Mark Marciano, O.D., class of 1998, who was then running for a seat as a Palm Beach County state representative, and who spoke briefly about his goals and aspirations for the community. The college also was pleased to have Emilio Balias, O.D., in attendance. At the time, Dr. Balias served as president of the Florida Optometric Association.

FOA ALUMNI RECEPTION IN ORLANDO

Over 100 guests attended the college’s alumni reception that was held during the annual Florida Optometric Association (FOA) meeting, which took place in Orlando July 22-25. Students who attended were able to network with optometrists in a social atmosphere. A poignant moment occurred when class of 1998 alumnus Mark Marciano, O.D., and his wife held a small memorial in remembrance of 1998 alumnus Hannon Smith, O.D., who had passed away earlier in 2010, which allowed alumni and faculty members to remember their friend and colleague.

AAO ALUMNI RECEPTION IN SAN FRANCISCO

The American Academy of Optometry (AAO) annual meeting took place in San Francisco, California, in November 2010. NSUCO chose to join 11 other schools and colleges of optometry for the academy’s joint reception. “The college’s designated area in the large reception space was bubbling with activity as many visitors, including alumni, students, faculty members, and friends, stopped by to say hello and mingle,” said Barbara Karpel, M.S., director of administration and co-editor of *The Visionary*. “Everyone enjoyed the opportunity to catch up with each other and ‘hang out’ with us until the reception was officially over.”



RESIDENTS DAY 2011 A SUCCESS

BY LORI VOLLMER, O.D, FAAO
DIRECTOR OF RESIDENCY PROGRAMS

Congratulations to our residents on another successful Residents Day program held on January 30 at the NSU College of Optometry. This was our third annual event showcasing 24 outstanding residents affiliated with NSUCO and representing residency sites at Aran Eye Associates, Bascom Palmer Eye Institute, Bay Pines VAMC, Clayton Eye Center, Daytona Beach VAMC, Gainesville VAMC, Lake City VAMC, Nova Southeastern University, Orlando VAMC, and Tallahassee VAMC.

These residents presented challenging cases encountered during their residency training in a rapid-fire grand rounds format to NSU faculty, fellow residents, optometric students, and practicing optometrists. The lectures covered a wide range of topics, including complicated contact lens fitting, amblyopia management, anterior segment disease, posterior segment disease, and neuro-ophthalmic conditions in the pediatric and adult population. We were pleased to be able to offer eight hours of COPE-approved continuing education for this experience.

The Residents Day program has been an incredible addition to the residency curriculum and continues to grow each year. It provides an excellent learning opportunity for the participants as a component of their residency training as well as a chance for the students to interact with residents from various programs and learn more about residency training and the opportunities it provides.



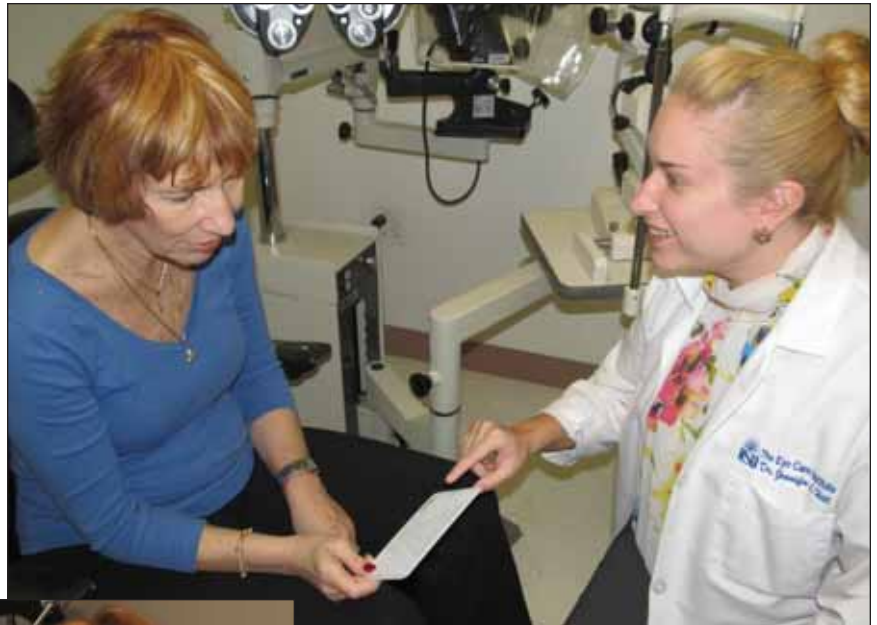
Residents Day 2011



NSU RESIDENCY POSITION SPOTLIGHT

Primary Care with Emphasis in Cornea and Contact Lenses

BY LORI VOLLMER, O.D., FAAO
DIRECTOR OF RESIDENCY PROGRAMS



**JENNIFER HILL, O.D., PERFORMS A CONTACT LENS
EXAMINATION AT THE EYE CARE INSTITUTE.**

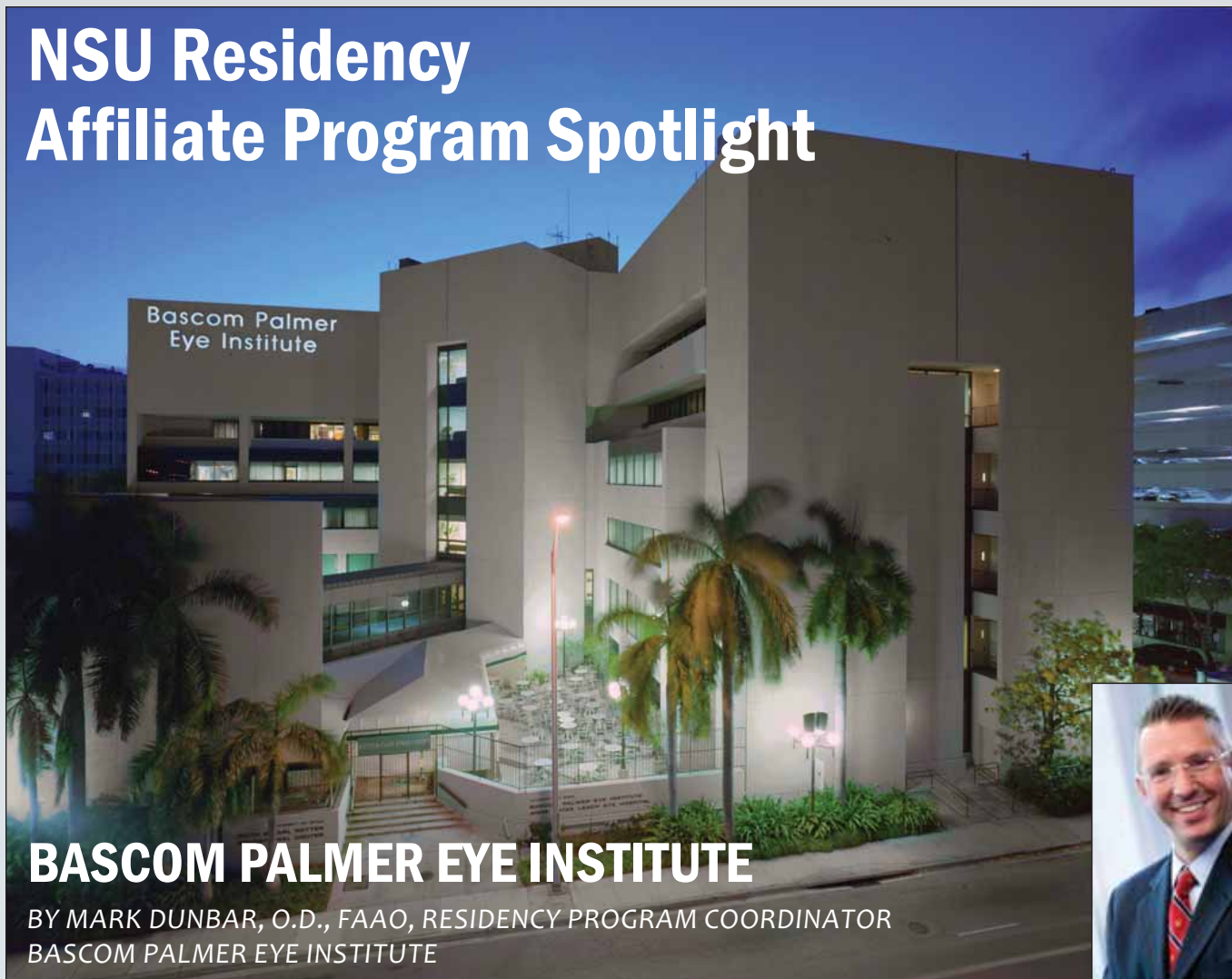
This residency program in primary care provides advanced clinical training in primary optometric care in a multidisciplinary environment facilitating a unique learning experience, as well as an opportunity to interact with other members of the health care delivery team. Direct optometric patient care is combined with clinical supervision of third- and fourth-year students to expand the residents' optometric clinical education. The residents also participate in journal clubs, grand rounds lectures, classroom teaching, and informal conferences with students, faculty members, and residents in other subspecialty areas. Completion of a literature review and an original scholarly paper is required prior to completion of the residency, with the opportunity to submit additional abstracts and attend conferences.

In addition, this position offers more specific exposure to contact lenses. The resident devotes approximately 60 percent of the time in primary care, with the remainder spent in direct patient care and student supervision in the

Cornea and Contact Lens clinical service, workshop participation, and laboratory instruction. Residents are invited to attend conferences dedicated to specialty contact lenses and are provided with numerous opportunities to interact with residents from other ACOE-accredited contact lens residency programs. Residents will develop advanced competencies in this optometric subspecialty, including contact lenses with emphasis on specialty lens fittings for presbyopia, corneal thinning disorders, postsurgical corneas, pediatric contact lens fitting, and orthokeratology. Residents may also elect to participate in external clinical rotations emphasizing co-management of anterior segment disorders and refractive surgery. Rotations with ophthalmology, including fellowship-trained cornea specialists, are also included in the curriculum.

The primary care residency with emphasis in contact lenses was established in 1999. Program graduates are currently working in diverse practice settings, including industry, optometric education, tertiary care, and private optometric practice.

NSU Residency Affiliate Program Spotlight



BASCOM PALMER EYE INSTITUTE

BY MARK DUNBAR, O.D., FAAO, RESIDENCY PROGRAM COORDINATOR
BASCOM PALMER EYE INSTITUTE



Bascom Palmer Eye Institute is regarded as one of the world's leading eye care centers and the largest of its kind in the southeastern United States. This past year, *U.S. News & World Report* rated Bascom Palmer Eye Institute as the number one eye hospital in America for the eighth year in a row. In addition, *Ophthalmology Times* rated Bascom Palmer as the best overall ophthalmology program in the nation with the best eye hospital and the best clinical and residency programs. Excellent patient care and an outstanding ophthalmology faculty are the cornerstones on which this foundation has been built.

There is a staff of seven optometrists that helps to provide leadership and direction in the primary care clinics as well as the various subspecialty clinics. In addition, there are four optometry residents and fourth-year optometric student externs that spend part of their final year at the institute gaining valuable clinical experience in the diagnosis and treatment of ocular disease.

The Optometric Residency in Ocular Disease at the Bascom Palmer Eye Institute is sponsored by NSU's College of Optometry. The residency was established in 1994, with the first residency class completing its training in June 1995. Bascom Palmer's relationship with optometry started in 1974 when Dr. Don Hoffer was the first optometrist hired by Dr. Edward W.D. Norton, the founding member of Bascom Palmer Eye Institute. Dr. Charles Pappas was the second optometrist hired the

same year and served as the director of optometric services until 1999 when he was promoted to director of patient clinic services. He now serves as the hospital's associate administrator. Dr. Mark Dunbar currently serves as the director of optometric services and the optometric supervisor.

In the early 1980s, an externship for fourth-year optometric externs was established as well as a one-year optometric fellowship program. However, by 1982, both the fellowship and externship ended due to political pressures. Nevertheless, optometric graduates continued to come to Bascom Palmer under the title of "staff optometrist," substituting this type of experience for more traditional residency training. Optometry continued to thrive through the mid 1980s and early 1990s when the political climate had changed to allow the reinstatement of the externship and residency programs.

The fundamental principle has not changed since optometry began at Bascom Palmer. That is to become well-trained and proficient in the diagnosis and management of ocular disease. This is accomplished through dedicated hard work, individual clinical experiences, didactic education, and self-study. In helping to achieve this goal, Bascom Palmer offers an environment in which each optometry resident will experience a wide diversity in ocular disease through direct patient care in primary, secondary, and tertiary care clinics.



EXTRA! EXTRA!

It's Time to Send Us Your News!

As *The Visionary* continues to evolve, our goal is to make it a truly informative publication that details the accomplishments of our alumni, faculty, students, staff, programs, and academic partners.

We are in the process of compiling information for the fall 2011 issue of *The Visionary* and invite you to submit professional news as well as high-resolution digital photos.

Please keep us apprised if you have

- purchased a practice
- been promoted or accepted a new professional position
- had a major article or book published
- been appointed to a local, state, or national committee or board of directors
- conducted noteworthy research
- received any special awards or recognition

Please be sure to update your contact information regularly so we can continue to send you *The Visionary* as well as other important college and alumni information.

The deadline to submit information to the fall issue of *The Visionary* is **Friday, August 19, 2011.**

Alumni are encouraged to update their contact information at <https://www.nova.edu/webforms/alumni/>.

PARTNERS IN EDUCATION

We thank our *Partners in Education* for their continuing support of the college's students, faculty, alumni, and continuing education programs.



We also wish to thank the following companies and organizations for their support of the college's continuing education programs during 2010-2011





College of Optometry

3200 South University Drive
Fort Lauderdale, FL 33328-2018

Calendar of Events

May 13-15, 2011

15th Annual Clinical Eye Care Conference
NSU Health Professions Division, Fort Lauderdale, Florida

June 25-26, 2011

Florida Board of Optometry Examination Review
NSU Health Professions Division, Fort Lauderdale, Florida

July 7-16, 2011

Therapeutic Pharmaceutical Agents Certification Course
NSU Health Professions Division, Fort Lauderdale, Florida

August 13-15, 2011

Primary Care Update
The King and Prince Beach and Golf Resort, St. Simons Island, Georgia