

Summer 2008

Visionary 2008

College of Optometry

Follow this and additional works at: http://nsuworks.nova.edu/hpd_opt_visionary

 Part of the [Optometry Commons](#)

NSUWorks Citation

College of Optometry, "Visionary 2008" (2008). *Visionary*. Book 3.
http://nsuworks.nova.edu/hpd_opt_visionary/3

This Magazine is brought to you for free and open access by the College of Optometry at NSUWorks. It has been accepted for inclusion in Visionary by an authorized administrator of NSUWorks. For more information, please contact nsuworks@nova.edu.

NOVA SOUTHEASTERN UNIVERSITY COLLEGE OF OPTOMETRY

the **Visionary** Summer 2008

DRS. TEA, LOSHIN, AND JIANG TRAVEL TO CHINA
Read about their exciting journey and the externship site
at Tianjin Medical University Eye Hospital.




table of contents

Dean's Message 2
 Chancellor's Message 3
 Stuey Awards 4
 Education and Technology 6
 Updates and Current Trends 11
 International 17
 Cover Story – Educational Excursion to China 19
 Research and Scholarship 27
 Alumni 31
 American Optometric Foundation 36
 Student Pages 37
 OPEP 41
 Spotlight on Residents 42
 Calendar of Events back cover

Editor-in-Chief
 N. Scott Gorman, O.D., M.S., Ed.D.

Associate Editors

Scott Colton, B.A.
 Barbara Karpel, M.S.

Contributing Writers

Annette Bade, O.D.
 Smith Blanc (Class of 2009)
 Gilbert Blanks, O.D., M.S.
 Rachel A. (Stacey) Coulter, O.D.
 Melanie Crandall, O.D., M.B.A.
 Sara DuCuennois, B.A.
 Barry J. Frauens, O.D.
 Micheal Giese, O.D., Ph.D.
 Erin Jenewein (Class of 2009)
 Bai-chuan Jiang, Ph.D.
 Janet Leasher, O.D., M.P.H.
 Ken Ma, B.A.
 Nicole Patterson, O.D.
 Sherrol A. Reynolds, O.D.
 Linda S. Rouse, O.D.
 Josephine Shallo-Hoffmann, Ph.D.
 Yin C. Tea, O.D.
 Julie A. Tyler, O.D.
 Lori Vollmer, O.D.
 Heidi Wagner, O.D., M.P.H.
 Kenny Wells, O.D., M.S.

Art Director/Designer

Brandee Evans

page 4



page 6



page 17



page 11



page 19



The Visionary Editorial Team



Dr. N. Scott Gorman



Barbara Karpel



Scott Colton

DEAN'S MESSAGE

David S. Loshin, O.D., Ph.D.

As dean of the College of Optometry, I am struck by the evolutionary changes that have taken place at Nova Southeastern University (NSU), the Health Professions Division (HPD), and especially the college over the past years. NSU and the HPD are integral to this process as they foster the kind of change that produces enhanced programs and provides our students with the most challenging, diverse, and distinctive educational environment available.

The College of Optometry's considerable growth is evident in so many ways. The Eye Care Institute (TECI), for example, uses the most technologically advanced equipment to the benefit of our faculty, students, and patients. Additionally, TECI provides eye care services to a wider range of patients than ever before. Aside from having sophisticated tools, we have recruited new faculty members whose areas of expertise permit new avenues of patient care. For instance, in the near future we anticipate the development of a service that specializes in head injuries and strokes as they relate to a patient's visual system. The College of Optometry will also be the first of the HPD's clinics to implement electronic medical records—a system that enables and ensures more secure and accurate recordkeeping of patient health records.

Other areas of growth are evident as well. HPD's Ph.D. Core Program is underway, with students from various health disciplines coming together to take the foundational courses necessary before proceeding on to any specialized area of Ph.D. study. Our Master's in Clinical Vision Research is still a most unique program because the delivery of education for this program is entirely online and practitioners from around the world participate. Our residential students are also afforded unprecedented opportunities for advanced learning. We have instituted a course in advanced care, which focuses on systemic diseases that have a great affect on the eyes, such as glaucoma and diabetes. In addition, we have initiated and

developed a full-fledged honors program that is the only one of its kind among the nation's institutions of optometric education.

Research proposals and enterprise are increasing among faculty members and students alike. Our exchange program with the Republic of China has flourished to the extent that not only do our students have the opportunity to complete externships in China, but we also have scholars from China working in our labs and assisting in our research projects. Our associations with UNESCO and the World Council of Optometry, as well as our growing connection with the Latin American Association of Schools of Optometry, are also evidence of the ties we are building to foster better communication and exchanges of ideas regarding optometry and optometric education worldwide.

In 2007, we published a more expanded, comprehensive, and informative edition of the college's *Visionary* magazine. We have developed a collaborative process involving faculty members and administrators who provide input into the direction of the magazine and contribute articles. In fact, because the issue was so successful, we have been requested by HPD administration to publish the magazine several times each year.

I am pleased to be able to share the progress of the College of Optometry and thank all of you who make a contribution to our ongoing success. I encourage all of you who have not seen our Davie campus to visit at any time. I also encourage all alumni to become involved in our alumni chapter in some capacity. This is one way in which you can play a part in the future of optometry, optometric education, and NSU's College of Optometry—and create a legacy for which we can all be proud.



"...I am struck by the evolutionary changes that have taken place at Nova Southeastern University (NSU), the Health Professions Division (HPD), and especially the college over the past years."

CHANCELLOR'S MESSAGE

Frederick Lippman, R.Ph., Ed.D.

Friday, April 25, 2008, was a proud day for the Health Professions Division and marked an important milestone in our continuing evolution as a collaborative multidisciplinary and clinical research venue. On that day, our inaugural HPD Research Day, which featured both faculty and student participation from a range of programs, took place at the Signature Grand in Davie, Florida.



what HPD program they're participating in here at NSU. It also helped them understand that presentational research is not only the presentation of information relative to the synthesis of new drugs, but that it also applies to the application of new drugs, that it involves dealing with public health systems, and encompasses understanding the economics of the health care system.

Thanks to the proactive nature of Dr. Patrick Hardigan, who chairs the HPD Research Committee, the committee agreed it would be an excellent opportunity to create a showcase for student and faculty involvement in what NSU traditionally calls scholarly activity, much of which is actually research. Interestingly, many people view research as working in a laboratory and using test tubes and specialty equipment when the fact is research extends far beyond that restrictive definition. For example, we do some of the finest statistical and clinical research that can be found in the state of Florida. However, it's not done in a laboratory; it's done using research methodology and statistical knowledge and analysis.

Before I continue, I would like to thank and acknowledge the HPD Research Day Committee members who worked so diligently to ensure the project's success. They are: Jodie Berman, Dr. Guy Nehrenz, Dr. Clark Galin, Dr. Sergio Kuttler, Dr. Franklin Garcia-Godoy, Dr. Harold Laubach, Dr. Scott Gorman, Dr. Joseph Pizzimenti, David Gensure, Dr. Leonard Levy, Dr. Gabriel Suciu, Mislady Velez, Luigi Cubeddu, and Dr. John Baldwin.

The creation of Research Day allowed our talented students to be present at one place at the same time, which allowed them to participate in and view various poster presentations as well as attend multiple discussion groups. This project proved to be a truly time-consuming undertaking, so I commend the wonderful commitment of our deans and various program leaders who allowed us to move forward with this multidisciplinary interchange in the area of research and scholarly activity.

Although it's impossible to predict the outcomes that will be realized in the weeks and months following Research Day, I have no doubt our students were vastly enriched by the experience. I believe they came away with a realization of the importance of research in the formative accumulation of knowledge one goes through regardless of

The establishment of HPD Research Day illustrates the amazing transformation that has occurred as we have matured as an educational venue. Certainly, tremendous honor and recognition should be bestowed upon Dr. Morton Terry and, particularly, Dr. Arnold Melnick in their formulation of the health profession as a university—molding us from the clay, so to speak. When Southeastern University of the Health Sciences was created, Drs. Terry and Melnick felt—and rightfully so at the time—that they could only focus on one task, which was providing education to the students. In their minds, research was a component that belonged to the more established and traditional universities. However, as we expanded, research endeavors became a bigger part of our overall mission.

I'm proud to say we've come a long way in a relatively short period of time. We now have multiple numbers of well-known and respected academic researchers in our institution that encompass the health professions spectrum. When Southeastern University of the Health Sciences merged with Nova University in 1994, we only had about \$400,000 in externally funded research. Today, the Health Professions Division is near the \$22 million mark, while the university is approaching \$50 million. The exciting reality is that we're headed toward a decade of unprecedented growth at the university. In fact, I anticipate that within five to eight years, the university will probably secure over \$100 million worth of externally funded research, while the HPD will be at somewhere in the neighborhood of \$40 to \$50 million.

Now that we've demonstrated our capabilities and showcased our acumen and research prowess, it's become apparent that we're viewed from a more-esteemed perspective than ever before. Thanks to events such as Research Day, the sky's the limit for the Health Professions Division of Nova Southeastern University.

"The exciting reality is that we're headed toward a decade of unprecedented growth at the university."

Dr. Kimberly Reed Wins NSU Professor of the Year Stuey Award

By Barbara Karpel, M.S., Director of Administration



NSU President Ray Ferrero, Jr., J.D., and Dr. Reed.

Kimberly Reed, O.D., associate professor and director of educational effectiveness and outcomes assessment, made the College of Optometry extremely proud when she was named NSU Professor of the Year at the university's Ninth Annual Student Life Achievement Awards. The awards, also known as the Stueys, were presented on April 15 at a ceremony held at NSU's Miniaci Performing Arts Center.

Dr. Reed, who has been with the college since 1992, teaches the ocular disease course and precepts in the third-year clinic. Dr. Reed's commitment to her students fosters their learning and assures they will reach the maximum potential of competency within their field. She always makes sure students receive one-on-one help if needed and maintains an open-door policy that encourages students to stop by her office and share their concerns. Dr. Reed, who possesses outstanding teaching skills in the classroom as well as in the clinic, is an expert in her area of concentration who is able to effortlessly transmit this information to her students.

The Stueys are a celebration of NSU's best in the seven core areas of scholarship, leadership, involvement, service, commitment, integrity, and responsibility. Every NSU student, staff member, and faculty member is eligible for nomination. A nominating committee distills the nominations submitted into five finalists for each category. We are especially pleased to have had four nominees this year, including the following three finalists:

Jeanne DeCaro – Staff Person of the Year

DeCaro makes sure that College of Optometry students have all the courses required to graduate, verifies that all grades have been posted into student accounts, verifies the accuracy of Webstar lists against college rosters, and, when necessary, arranges rooms for students to take tests under special conditions. Her genuine concern for students is evident to everyone as she sympathizes, empathizes, and shows compassion.

Fran Franconeri – Administrator of the Year

Franconeri, who is the college's admissions coordinator, shows a very high level of commitment not only to the college but also to every applicant and entering student. Throughout the admissions process, she continually calls and keeps in contact with applicants and makes certain they are aware she cares about them and their concerns. She has succeeded in raising the level of our incoming students, which is evidenced by the fact that the class of 2012 has an average 3.4 GPA and 335 OATS score.

Erin Jenewein – Student of the Year

Jenewein was selected as the college's Student of the Year because she embodies all the core values of the Stueys. She is an outstanding student, maintaining a very high GPA despite the time she spends as president of the Optometry Student Government Association. She also pursues scholarly activities, such as the research project for which she won a grant from optometry's Beta Kappa Sigma Honor Society. In addition, Jenewein finds time to devote to service activities such as health fairs and other community outreach projects. In her role as president of the class of 2009, she has been supportive to class members both individually and as a group.



Jeanne DeCaro – Staff Person of the Year



Fran Franconeri – Administrator of the Year



Erin Jenewein – Student of the Year

Alcon® Nominated for NSU Stuey Award

By N. Scott Gorman, O.D., M.S., Ed.D., Professor and Director of Continuing Education and Alumni Affairs

Alcon® was nominated by the College of Optometry for the 2008 NSU Student Life Achievement Awards (Stueys) in the Corporate Sponsor of the Year category.

Alcon® has been a valued partner in education to the College of Optometry for over 10 years and exemplifies several of the Stuey characteristics in its continued support of our program. Each year, Alcon® provides over \$15,000 in educational grants that offer opportunities for students and alumni to learn and expand their education. Informational programs for residents and faculty members are conducted throughout the year in order to help us stay abreast of current industry trends and technology, enabling us to give our students the best possible education. In addition, financial support from Alcon® allows us to put on a number of continuing education courses for the local community. Finally, this grant makes it possible for us to award a scholarship recognizing exceptional case-study research to a deserving fourth-year student.

Alcon® also hosts several educational events each year on its campus in Fort Worth, Texas, highlighting innovations and featuring renowned speakers from across the country. Alcon® has provided funding to cover the costs of sending several of our students and faculty members to these

educational events, where they gain valuable insight to incorporate into their future practices and curriculum. Alcon® demonstrates commitment to our program and to the future of our students by providing funding for these important educational events. On a broader scope, Alcon® provides products and funding for medical missions around the world, further demonstrating this organization's commitment to the communities that we all serve. Engaging regularly with the students, residents, and faculty exhibits the organization's desire to be involved in the development of the world's next generation of optometrists.

Alcon® is the College of Optometry's Partner in Education and sponsors continuing education programs for students, faculty, and optometric practitioners. Alcon® also sponsors student events such as the annual Eye Ball. Additionally, each year, Alcon® presents the Alcon® Glaucoma Service Award of Excellence and Alcon® Scholarship Award to fourth-year students at the Annual Awards Banquet on graduation weekend.

We thank Alcon® for its continuing support of the college and its students, faculty, alumni, and continuing education programs.

NSU's College of Optometry wishes to thank Alcon and The Vision Care Institute, a division of Johnson & Johnson Vision Care Inc., for their continuing support of the college's faculty, students, residents, alumni, and continuing education programs.

Partners in Education

Alcon®



THE VISION CARE
INSTITUTE™, LLC

a *Johnson & Johnson* company

College of Optometry Goes Cutting Edge with Electronic Medical Records

By Heidi Wagner, O.D., M.P.H., Associate Professor and Chair of the Department of Clinics

Over a decade ago, former First Lady Hillary Rodham Clinton wrote a book entitled *It Takes a Village*. Her title illustrates sentiments voiced across cultures that reflect the impact of influences of the community on individual growth. Many projects succeed or fail based upon the collective efforts of the group, rather than on a few specific individuals. The implementation of medical records exemplifies such an initiative.

On March 25, 2008, the college "went live" with electronic medical records (EMR). While this milestone was the most visible phase of the transition, the process actually began with the implementation of an upgraded electronic practice management (EPM) system approximately one year earlier. The EPM system embodies the fiscal management of patient care and coordinates patient scheduling. Implementation of the EPM system was followed by a lengthy planning phase addressing chart abstraction, software testing, instrument interfaces, scanning, digital imaging, and security.

The College of Optometry's Eye Care Institute was the first of 10 university health care practices to implement the new medical management system's EMR capabilities. The Clinical Information Systems Office served as the interface between the college, the vendor, and other university constituents. The Office of Information Technology installed and upgraded computer hardware and software,

while the Office of Compliance ensured the electronic record reflected the level of care provided to the patient while adhering to documentation guidelines. The organizational support available in an institutional setting enhanced the implementation process.

A "Train-the-Trainer" approach was utilized whereby 19 College of Optometry faculty members were trained by the vendor as "super users" to assist with the implementation across three physical locations of the college's Eye Care Institute. The super users helped to adapt the software to the academic health care setting, restructured workflows, and served as opinion shapers to implement change. Prior to the go-live date, the super users trained 253 students, 52 faculty members, 9 residents, and selected ancillary personnel.

The EMR is a patient's paper medical record translated into an electronic format and is accessible via computers linked by a network. The intent of the EMR is to save time by reducing duplicate data entry in other systems and to improve quality and efficiency throughout the system. EMR systems ultimately have the potential to share patient information among health care providers in a manner that protects patient privacy and limits access to authorized individuals. Future market developments will allow for data exchange and provide an ambulatory record for patient care.

EMR Super Users Group



The college's new system will initially maintain provider notes, create pharmaceutical and optical prescriptions, and integrate test results and communications with other health care providers within the medical record. A problem summary list will be automatically generated, and a demographic section will include patient profile information, referring physician data, and insurance coverage. In addition, the patient's past and future appointment history will be readily accessible. Scanned images of paper documents, including coordination of care with other providers, will be integrated within the system, which allows simultaneous access to patient charts by multiple providers. A sharing feature also allows multiple providers to enter data into the medical record. This is essential in a teaching setting where students or residents may gather data and compose the initial note. The attending optometric physician can then review it, edit findings, document that he or she was present, and electronically sign the record. A billing function allows the provider to record the impression and plan and then code the visit for reimbursement. Search features and access to the billing history enhance the billing function.

Ultimately, the system will generate patient care management reminders, provider messaging, and reporting to external providers. By entering data at the point of care, EMR systems can assist the provider with decision making by providing alerts, clinical protocols, and coding assistance. The EMR can display the data in different ways, including graphs or tables that can identify trends or disease progression. It can also track patient

progress throughout the health care visit. The ability to compare data and produce reminders or alerts when the data does not comply with an established rule or guideline is a unique feature of the EMR system. Alerts will potentially include notification of duplicate therapies, drug interactions, drug-allergy interaction, exception documentation for alert overrides, and third-party formularies. Reminders will also help manage chronic medical conditions such as diabetes and glaucoma. Quality-based reimbursement systems reward performance incentives that can be documented through EMR. Electronic medical records show great promise for improved coding, lower storage costs, and more efficient billing. The reporting system promotes improved fiscal management and patient care.

Electronic medical records require a significant investment of time and money in order to adapt the system to the users' specific needs and train health care providers and ancillary personnel. It causes a short-term decrease in productivity and revenue and mandates an initial investment in hardware and software. Consequently, health care has not embraced information technology as rapidly as other industries. However, EMR product innovations, government regulations, and pay-for-performance standards established by third-party payers are driving change. While widespread implementation of electronic medical records is not yet realized, the College of Optometry and The Eye Care Institute are pleased to be at the forefront of change.



Optometry Labs – Bridge from Classroom to Clinical Practice

By Rachel A. (Stacey) Coulter, O.D., Associate Professor and Chair of the Department of Optometric Sciences

For most optometrists, the first time they ever performed tonometry—a cover test or binocular indirect ophthalmoscopy—was as a student in an optometric laboratory course. Most graduates of an optometry school or college remember the hours spent working to master challenging skills. Optometric laboratory classes remain central to optometric education.

Why do laboratory experiences continue to be so important to optometric education?

Optometry labs allow students to gain skills in many areas. Of course, laboratory courses provide students with the opportunity to develop basic clinical skills. In addition to developing their abilities to perform optometric procedures correctly, students also learn procedures to protect patient safety and to troubleshoot problems when necessary. Students learn to take accurate measurements and to report findings using professional conventions in oral and written forms. Students also develop their ability to link findings to the bigger clinical picture and to integrate and apply information from lecture courses. Students learn to apply critical thinking in the optometric laboratory and recognize whether their findings and results "make sense." In developing professionalism, students learn how to interact with patients and practice working in teams as well as taking initiative, working independently, and learning from their mistakes.

What is new in optometric laboratory experiences?

At NSU's College of Optometry, instructors constantly refine their courses and teaching strategies as well as innovate by using new approaches and resources. Laboratory instructors use technology and multimedia equipment to introduce students to techniques and procedures. In geometric optics, Dr. Bai-Chuan Jiang used the Virtual Optics software program to provide demonstrations and virtual experiments in the areas of ray tracing, prisms, and refraction. The software provided immediate results to experimental attempts and allowed repeated runs so that students could see effects and trends.

In optometric theory and methods laboratories, Drs. Maryke Neiberg and Michael Bacigalupi made a scleral depression "movie" complete with sound effects. Using a video camera and LCD projector, slitlamp procedures are filmed and projected onto a screen so the whole class can see a procedure simultaneously. In binocular vision laboratories, Dr. Mary Bartuccio has provided students with a CD-ROM filled with video demonstrations on binocular vision testing and therapy techniques. The CD-ROM can also be used as a future reference in fourth-year clinic and in future practice. In contact lenses and ophthalmic optics laboratories, Dr. Arnie Patrick uses a video camera and wall-mounted LCD monitor to demonstrate procedures. In Contact Lenses Lab, he showed how RGP base-curve radii are measured by

mounting the camera to the radiuscope. In Ophthalmic Optics I Lab, he demonstrated both vertex and prism power neutralization by mounting the camera to the lensometer.

In pediatric optometry laboratories, optometry students perform examination and testing procedures on infants, toddlers, and children with learning problems. Using live patients provides opportunities to apply techniques to manage young children as well as interpret real clinical findings. When optometry students begin practicing more invasive techniques, substitutes may be required for real patients. For example, when Dr. Albert Woods teaches students injection, oranges and hot dogs are used for practice.

Even traditional practice becomes fun when varying formats are used. Drs. Melanie Crandall and Jay Rumsey use "round robin" retinoscopy to provide a high volume of practice experiences in a limited time period. Popular music tracks playing in the background add to the atmosphere while readying students for the distractions and background noise of the clinic environment. Dr. Neiberg has also used "round robin" formats to provide practice for rapid cover test determination.

**What is in the future
in optometric laboratory courses?**

Starting in 2008, optometry students taking laboratory courses directly related to patient care will practice recording findings and patient data into the new electronic medical records (EMR) system using computers and software placed in the lab rooms. An example of how laboratory experiences must reflect contemporary optometric practice is evidenced by the fact that EMR will be introduced during the students' first year of optometric education. Innovation will continue as optometry laboratory experiences link student learning outcomes to patient care. Teaching methods and testing must support this goal. As the profession of optometry continues to evolve, graduates must continue to be technically and cognitively prepared for clinical practice. Optometry laboratories will continue to be central to this process.



NSU Receives Federal Funding to Establish Geriatric Education Center

By Nicole Patterson, O.D., Assistant Professor and Chief of Low Vision Rehabilitation and Geriatric Services at The Eye Care Institute

Nova Southeastern University has been awarded a Geriatric Education Center (GEC) grant in the amount of \$426,000 from the U.S. Department of Health and Human Services. The GEC, designated the Florida Coastal Geriatric Resources, Education, and Training Center (GREAT GEC) and established by the College of Osteopathic Medicine, is one of 40 such centers in the United States. Over the next two years, the university should receive an additional \$893,000 for this interdisciplinary grant.

Geriatric Education Centers have five statutory purposes: (1) improve the training of health professionals in geriatrics; (2) develop and disseminate curricula relating to the treatment of the health problems of elderly individuals; (3) support the training and retraining of faculty to provide instruction in geriatrics; (4) support continuing education of health professionals who provide geriatric care; and (5) provide students with clinical training in geriatrics in nursing homes, chronic and acute disease hospitals, ambulatory care centers, and senior centers.

The GREAT GEC will foster collaboration in the Health Professions Division of NSU and provide interdisciplinary training of faculty, students, and practitioners in the diagnosis, treatment, and prevention of disease, disability, and other health problems of the aged. The College of Optometry is excited to participate in the GEC.

One of the GREAT GEC's immediate goals is to create an online multidisciplinary course in geriatric education that will be available to all students in the Health Professions Division at NSU. The course will have basic gerontology modules as well as modules specific to the disciplines.

The GREAT GEC coordinated a Geriatric Interdisciplinary Symposium June 6-7 that featured speakers from multiple disciplines who addressed various issues in geriatric health care.

GREAT GEC community partners include the Palm Beach County Health Department, the Southwest Focal Point Senior Center in Pembroke Pines, and the West Palm Beach Veterans Affairs Medical Center.



The GREAT GEC was awarded to NSU in part due to the analysis of need.

- 23 percent of Florida's population is over 60 years of age.
- Florida has the nation's largest percentage of elderly residents.
- 16.8 percent of the state's total population is over 65 compared to the national average of 12.4 percent.
- 2.2 percent of the state's total population is over 85 years old, with Florida housing the nation's largest total of those over 85.
- Florida's total elderly population to be served by the GREAT GEC is larger in absolute numbers than 29 states.
- In 2006, 34 percent of the state's population 85 years and older was Hispanic, Latino, African American, or from other minority populations.
- There is a paucity of geriatricians and health care professional faculty ethnoculturally trained in geriatrics to meet the state's needs.
- Given the 2007 demographics, Florida continues to be the "oldest" state in the nation.
- Florida's elderly population is expected to grow to over 30 percent of the state's population by 2030.

Eye Care Institute Goes High Fashion

By Linda S. Rouse, O.D., Assistant Professor and Chief Operations Officer of The Eye Care Institute

The Eye Care Institute held its first Optical Style Show in March, and it was a great success. The show featured the full collection of sunglasses and ophthalmic frames from Coach, Fendi, Nike, Calvin Klein, Sean John, Michael Kors, Karl Lagerfeld, Nautica, and Disney. Frame representatives from Marchon and lens representatives from Essilor assisted with patients' questions and orders.

Special discounts were offered to all patients. A portion of the proceeds have been set aside to provide eye examinations and glasses to children at three local elementary schools requesting assistance. People in the surrounding communities as well as NSU faculty, staff, and students enjoyed a fun-filled day of fashion, grand prizes, giveaways, and refreshments.

NextGen, the new practice management software, has continued to enhance patient care and student doctors' experiences by improving continuity of care and providing numerous reporting features. Our faculty and students trained on and practiced with the electronic medical record module in anticipation of our "go live" date, which was March 25. This new component to our examinations will further enhance patient care and enable our students to become proficient in the technology of medical recordkeeping.

The Eye Care Institute is also exploring new collaborations with the Homeless Shelter Agencies and the Fort Lauderdale Lion's Club to help those in need of eye care services and glasses. We look forward to the continued growth of The Eye Care Institute and its vision to support underserved populations and the community.



•FEATURED FACULTY•

Rachel A. "Stacey" Coulter, O.D., Professor of Optometry

By Ken Ma, B.A., Senior Public Relations Coordinator, NSU Office of Public Affairs

One of the biggest rewards for Rachel A. "Stacey" Coulter, O.D., is the joy she gets from helping children see better. Some kids have blurred vision, while others see double. But when they see Dr. Coulter, who is a professor at Nova Southeastern University's College of Optometry, their vision usually improves—and so does their smile.

Dr. Coulter specializes in pediatric optometry, which she teaches to NSU optometry students, practices at the university's health care centers, and does research to find solutions for eye problems that afflict children.

Dr. Coulter's path to pediatric optometry began when she was a child in the Orlando area. At age seven, she was diagnosed with nearsightedness, and as a result, she was fitted for glasses and eventually contact lenses. During this time, Dr. Coulter began receiving care from William Lee, O.D., who worked at a prominent Winter Park optometric practice. Dr. Lee, who was Dr. Coulter's optometrist for many years, saw the promise in his patient and encouraged

her to help others by pursuing a career in optometry. "When I saw how much of a difference Dr. Lee made in his patients' lives, I became interested in optometry as a career," Dr. Coulter said.

She pursued her goal by earning a B.A. degree from Duke University in 1983 and an O.D. degree from the Pennsylvania College of Optometry in 1991. Dr. Coulter then did her residency in pediatric optometry and vision therapy at the same Pennsylvania optometry school between 1991 and 1992.

Dr. Coulter was a practicing optometrist in Philadelphia and an instructor at the Pennsylvania College of Optometry in 1992. The next year, she moved to South Florida and became an assistant professor and chief of the Broward Vision Therapy Center and Infant Vision Service at Southeastern University of the Health Sciences in North Miami Beach, where she also served as clinical preceptor of pediatric optometry and binocular service.

"I've had patients whose academic performance went from not so good, because of their vision problems, to great once those problems were corrected."



When Southeastern merged with Nova University in 1994 to become Nova Southeastern University, Dr. Coulter became the academic director of the College of Optometry's pediatric optometry binocular vision clinical rotations. During the next two years, she became chief of pediatric optometry and binocular vision, associate professor, and pediatric and primary care residency supervisor. In 1998, she was promoted to her current title as chair of the Optometric Science Department.



One of the biggest rewards for Rachel A. "Stacey" Coulter, O.D., is the joy she gets from helping children see better.

Dr. Coulter's experience at the College of Optometry earned her a strong reputation among the pediatric optometry community. But more importantly, her dedication to the field earned her the trust and respect of many children and their parents. "You form a relationship with the children and their families, who are very appreciative," Dr. Coulter said.

Working with children, she said, is different from treating adults because kids tend to be less patient during eye exams, which could last a long while. Plus, pediatric optometrists must rely heavily on their measurements and findings and not as much on what children tell them during eye exams.

Children also suffer from different vision problems compared to adults. Some of those conditions include amblyopia (lazy eye) and strabismus (cross-eyed or wall-eyed). These problems, Dr. Coulter said, can affect their abilities to learn. But unlike adults, pediatric vision problems are correctable, which gives her hope and motivation.

Oftentimes, she is able to successfully treat her patients. "I've had patients whose academic performance went from not so good, because of their vision problems, to great once those problems were corrected," she said.

Aside from seeing patients, Dr. Coulter is also a source of knowledge and inspiration for students. Her comprehensive and insightful classes leave students walking away with intellectual stimulation and motivation

for pediatric optometry. "NSU has a large number of students who pursue residencies and practices in pediatric optometry," she said.

Outside the classroom, Dr. Coulter is a researcher. She is currently the principal investigator of a four-year project to compare treatments of convergence insufficiency by using three different treatments and a placebo. Convergence insufficiency, which affects some people's ability to learn, is a condition in which individuals cannot accurately point their eyes together, so they see double or have eye strain. "This study has sparked a lot of interest because people are concerned about conditions that effect learning," Dr. Coulter said.

The convergence insufficiency treatment trail project involves NSU and eight other universities, eye institutes, and medical centers. NSU received a \$387,764 grant from the National Eye Institute for the project. Dr. Coulter is working on this project with seven other College of Optometry faculty members—Drs. Annette Bade, Jackie Rodena, Mary Bartuccio, Yin Tea, Deborah Amster, Greg Fecho, and Tanya Mahaphon.

Her other research projects have included the ocular motility and attention study, preschool vision and screening study, and base-in convergence insufficiency treatment trial.

As an educator, researcher, and eye care provider, Dr. Coulter has contributed much to the optometric community. As a result, she has received numerous professional recognition and awards over the years, including America's Top Optometrists Award in 2001, the Diplomate, Binocular Vision, and Perception Award in 1996, and Fellow status from the American Academy of Optometry in 1994.

However, one of the biggest awards she gets on a regular basis is the unmistakable smile from a child whose vision she helped improve. "That's really heartening," she said.

Update from the Florida Optometric Association

By Barry J. Frauens, O.D., Assistant Professor, Chief of Primary Care Service, The Eye Care Institute at North Miami Beach

In July 2007, I was elected to the Florida Optometric Association (FOA) Board of Trustees. As an alumnus and current NSU faculty member, I have a unique perspective about the FOA. Although I have served organized optometry on the local level for over eight years, there are so many more issues and responsibilities at the state level, as no doubt there are at the regional and national levels. I would like to share some of these issues, initiatives, and accomplishments with all of you.

Like any progressive organization, success is measured by the quality of its leadership and the strength of its membership. The FOA is no exception. The current leadership consists of Dr. William Tanke (Palm City), who serves as the president, followed by Dr. Andrew Wiles (St. Augustine) as president elect. Dr. Emilio Balius (Coral Gables) is the current vice president, followed by Dr. Michael Fregger (Fort Walton Beach) as the secretary/treasurer. The four trustees are 1994 alumnus Dr. Kenny Boyle (Melbourne), Dr. David Rouse (Sunrise), Dr. Steven Kepley (Vero Beach), and Dr. Barry Frauens (Fort Lauderdale). Dr. Terry Tucker (Fort Myers) is the current chairman of the board. Dr. David Loshin serves as the NSU liaison to the board, and Mr. Kenneth Franklin (Tallahassee) is the executive director.

Dr. Tanke has fostered a strong sense of teamwork within his board. This cohesive structure is what leads and motivates this group to accomplish more than the collective efforts of each individual. Some of the accomplishments and focus of this year's efforts have been to increase awareness and participation in the Florida Optometric Committee for Continuous Existence (FOCCE).

The committee is an independent, autonomous organization and is not a branch or subsidiary of any national or other political committee. The committee goals are to

- promote and strive for the improvement of government by encouraging and stimulating optometrists and others to take a more active and effective part in governmental affairs
- encourage optometrists and others to understand the nature and actions of their government as they relate to important political issues and the records of officeholders and candidates for elective office

- assist optometrists and others in organizing themselves for more effective political action and in carrying out their civic responsibilities

Our goal is to raise \$1 million dollars, so we are relying on all optometrists to participate. For those of you who are generously contributing, we wholeheartedly thank you for your contributions and encourage you to help us reach out to all our colleagues.

In March, approximately 80 Florida optometrists along with 11 NSU optometry students traveled to Tallahassee for the annual legislative luncheon. The legislators always enjoy the opportunity to meet with optometrists from their district, and the students gained an invaluable perspective into the legislative process and the importance of being involved early on in their careers. This year's message was to remind the legislators that Florida optometrists and students are involved in the political process and seek an environment where no unjustifiable attack on optometry will be tolerated. Furthermore, Florida seeks parity with 46 states. I encourage all of you to attend next year's legislative luncheon and the years that follow. Everyone is welcome, and I truly believe you will find this a fascinating and worthwhile experience.

In an ongoing effort to engage the students early on in their careers, the FOA has embraced an initiative where the students are given a "Politics 101" presentation by the executive director. In addition, Dr. Boyle has had the opportunity to address each class of the student body for the last four years to discuss topics ranging from the importance of organized optometry to managing student loan debt. As an alumnus, Dr. Boyle has taken a personal interest in fostering a strong bond between the FOA and NSU. The FOA is also developing a leadership program, which will be given not only to the local society officers but also to the students.

The program will help identify and develop key qualities of leadership in those who will represent the future of our profession. With Dr. Loshin serving as the liaison to the FOA board and now having myself—an NSU faculty member—on the board, the strength and cohesiveness between the FOA and NSU will continue to grow.



In February, we were proud to have Dr. Ronald Foreman (Lake City), the FOA's Legislative Committee chairman, elected to the SECO Executive Board. In addition, Dr. Chris King (Englewood) was appointed to governor Charlie Crist's Diabetes Advisory Council. The Governor also appointed Dr. Timothy Underhill (Fort Myers), Dr. Terry Naberhaus (Melbourne), and Dr. Rebecca Del Moral (Miami) to the Florida Board of Optometry.

The FOA's 106th annual convention will be held at the Naples Grande Resort in Naples, Florida, July 10-13. Dr. Wiles will assume the presidency, and we look forward to his leadership as I know he is looking forward to the challenge. NSU will host an alumni reception on Friday, July 11 during the convention, so please make plans to join fellow classmates and faculty members.

It has been a privilege to serve the membership as well as the profession. Theodore Roosevelt once said, "Every man owes a part of his time and money to the business or industry in which he is engaged. No man has the moral right to withhold his support from an organization that is striving to improve conditions within his sphere." I would like to personally thank each of you who are members of the FOA and the FOCCE and encourage those who are not to please unite with the majority of your colleagues and support your profession by becoming a member.

As Dr. Tanke eloquently articulates, "Only history can judge the success of one's term in a position like FOA president." So our tireless efforts today will continue to advance our organization forward, as we forge a path for the future of our profession—our students.



2007/08 FOA BOARD OF TRUSTEES

Seated from left are: Dr. Michael A. Fregger (secretary-treasurer); Dr. Terry L. Tucker (chairman of the board); Dr. William D. Tanke (president); Dr. R. Andrew Wiles (president elect); and Dr. Emilio H. Balius (vice president).
Standing from left are: Dr. Barry J. Frauens (trustee); Dr. Kenneth D. Boyle (trustee); Dr. David W. Rouse (trustee); Dr. David S. Loshin (NSU board liaison); and Dr. Stephen R. Kepley (trustee).

M.S. in Clinical Vision Research Program Earns Praise

In 2003, the College of Optometry launched the entirely online Master of Science in Clinical Vision Research (MSCVR) program. It is the only all-online master's program in a college of optometry. To date, this program has attracted students from all over the world whose common interest is to master the tools necessary to perform research of the highest quality. It has expanded to include a series of core courses that fit the need of all health care professionals with an interest to perform clinical research. Our goal is to offer an academic environment that fosters creative thinking and leads to excellence in scholarship, research, and teaching. The MSCVR program is dedicated to quality education tailored to the needs of the individual student. It is with great pleasure that we present the two 2007 Master of Science graduates in clinical vision research.

Education on the Move

By Kenny Wells, O.D., M.S.

Almost four years ago, I enrolled in the M.S. in Clinical Vision Research program to enhance my military career. Today, I am credited with validating the vision standards used when determining soldiers' medical readiness. This professional accolade is a testament of the many benefits the curriculum has to offer.

Throughout the program, I worked with distinguished educators who are committed to providing selfless support and guidance. The online format made it possible for me to start the program in Kansas, continue it at my previous duty station in Korea, and complete it at my current assignment in Germany. The knowledge and skills I have acquired have improved my ability to design, conduct, and interpret clinical vision research.

I recently completed a research project investigating the relationship between visual acuity and marksmanship performance. Marksmanship performance was evaluated in 28 subjects under simulated day and night conditions with habitual spectacle prescription and contact lenses that created visual blur. Panel poison regression using an independent correlation structure revealed significant differences ($P < .001$) as visual acuity decreased from 20/25 to 20/50. We concluded that marksmanship performance decreases as visual acuity decreases and believe this relationship supports the use of a visual acuity requirement in the assessment of military readiness.



Staying Abreast of Current Trends

By Gilbert Blanks, O.D., M.S.



Four years have certainly gone by in a hurry. Most of my classmates finished the Master of Science in Clinical Vision Research program in two years, but I took one class per term instead of two. This schedule worked out really well for a busy life with wife, kids, private practice, and everything else that goes along with those responsibilities. I've always been interested in academic research, but having become established (i.e., mortgaged) in a private practice, that option wasn't readily available—at least until NSU's College of Optometry set up its online program.

It's always been very important to me to stay current on new treatments and technologies. The coursework has been challenging and very practical and applicable for a practicing clinician. I've learned to become proficient at PubMed searches and utilizing the best evidence-based medicine strategies with my patients. I have also learned how to critically analyze research results while evaluating which new contact lens options, or therapeutic treatments, to recommend in my practice.

I was also able to perform part of my thesis experiment at The Eye Institute clinics located at the college's Davie campus. My thesis project compared visual acuity with the Rose K1 lens and Rose K2 lens on keratoconic patients. Wave-front aberrations were also compared while subjects wore the two types of lenses. The Rose K2 lens incorporates "aberration control," which the manufacturer claims is supposed to provide better vision than the Rose K1 lens. The results showed no statistical difference in acuity or higher order aberrations. The addition of an aspheric back surface on the Rose K2 lens did not improve acuity under photopic or mesopic conditions and could not be concluded to be of additional benefit.

The Master of Science in Clinical Vision Research program has been worthwhile and educational. The integration of academia and working clinicians has the potential for remarkable new research directions. NSU College of Optometry's excellent faculty and full usage of online technologies are advancing the profession of optometry and will continue to do so in the future.

College of Optometry's Visiting Chinese Scholar Program

By Ken Ma, B.A.



Scholars doing Internet-based research.

In the world of optometry, there are no borders—at least not at Nova Southeastern University's College of Optometry.

For the past three years, the college has brought scholars from five Chinese universities to NSU to participate in academic research. Some of the scholars are graduate students, while others are practicing ophthalmologists. They all come with a sense of curiosity and excitement about furthering their knowledge of optometry in the United States.

"It is very stimulating to have an opportunity to learn at an American optometry school," said Peijun Yao, a 27-year-old graduate student at Shanghai's Fudan University, who is one of four visiting scholars at the college. "Nova Southeastern University is a very beautiful place."

Bai-chuan Jiang, Ph.D, a professor at the College of Optometry who heads the Visiting Chinese Scholar Program, said bringing Chinese scholars to campus helps the college form stronger relationships with its sister universities in China. Those institutions are Shanghai's Fudan and Donghua universities, Tianjin's Nankai University and Tianjin Medical University, and Wenzhou's Wenzhou Medical College. Three of those universities currently have scholars at NSU.

"These Chinese universities are experts in dealing with certain eye diseases," Dr. Jiang said. "Most of their students come to NSU with some sort of expertise."

Yao's expertise is accommodation and myopia etiology research. Her colleague, Jia Huang, 25, of Fudan University, who is another visiting scholar, brings expertise in accommodation and color chromatic aberration. The other two scholars, Yongji Liu, 30, of Nankai University, and Li Nan, 35, of Tianjin Eye Institute at Tianjin Medical University, have expertise in visual optics and vision therapy. All four are conducting research overseen by Dr. Jiang.

"The research I'm conducting at NSU will help me improve my research ability," Liu said. The scholars, who come to NSU for a yearlong academic experience, also help the optometric faculty with assisting students at research labs. "They are a real benefit for the college," Dr. Jiang said.



Scholars conducting an optical bench experiment.

When they are not conducting research, the scholars get to sit in classes they are interested in to further their knowledge. This gives them a chance to get to know the students and faculty better. "The faculty is very kind, and the students take their studying seriously," Liu said.

NSU College of Optometry students have studied in China. In fact, the college sent more than 30 students to study at Tianjin Medical University, Jiang said. The three-month study abroad program provides them with an opportunity to learn optometry from experts in China as well as a chance to experience a unique country and culture.

By breaking down borders, the college has made eye care a global experience. "It's good to learn from another country," Huang said.



The scholars from left to right: Li Nan, Jia Huang, Peijun Yao, and Yongji Liu.

My View

By Bai-chuan Jiang, Ph.D., Professor

NSUCO developed its relationship with Tianjin Eye Hospital—a Tianjin Medical University-affiliated hospital—in 1998 so we could use it as an externship site. To date, about 30 NSUCO students have completed rotations in China. When not learning about eye disease and treatments, they spent their evenings teaching American optometry and English to young Chinese doctors and graduate students in the hospital. Currently, several universities in China, including Tianjin Eye Hospital, send their young ophthalmologists and Ph.D. students to NSUCO for training. I believe the relationship in optometric education between the United States and China is developing in a way that benefits all the collaborating institutions as well as the global emergence of the practice of optometry.

Educational Excursion to China Provides Bountiful Memories for Optometry Trio

By Yin C. Tea, O.D., Assistant Professor, Chief of Pediatrics and Binocular Vision

A native-Chinese professor, an assimilated Chinese-American clinician, and a Caucasian dean walked onto an airplane. This could be the start of a curious joke or the beginning of a journey linking one side of the world to the other. As the Chinese-American who had never before stepped foot on Chinese soil, I am pleased to report that the trip achieved the latter. Although being on eight planes in seven cities and eight institutions over 10 days made for quite a whirlwind experience.

This past May, Dr. David Loshin, Dr. Bai-chuan Jiang, and I had the extraordinary opportunity to travel halfway around the world to reinforce existing relationships and forge new ones on behalf of NSU's College of Optometry. NSU has an externship site at Tianjin Medical University Eye Hospital and scholar exchange programs with Tianjin Medical University, Fudan University, and Nanking University.

NSU optometry students participate in externship rotations at Tianjin Medical University for 3-6 months, while visiting Chinese scholars join NSU faculty for 6-18 months at a time. The externship site is well-described in the 2006 inaugural issue of *The Visionary*. Since that short time, the program has expanded from 4 student externs per year to 12. The number of Chinese visitors at NSU has increased from two scholars from one institution to four scholars from three different institutions per year.


Being budget-minded, we skipped the private jet and opted to get from Fort Lauderdale to Hong Kong via a three-legged trip with stops in Atlanta and Shanghai. Twenty-six hours later, we landed in Hong Kong. Dr. Jiang wisely scheduled no formal work on our first day so we could have a little time to acclimate to the 12-hour time change before conducting any official business. Hong Kong Island was a unique mix of major metropolitan combined with breathtaking natural scenery. The cover photograph was taken from Victoria Peak on Mount Austin—the highest point on the island. It was easy to see why Hong Kong boasted some of the highest property values in the world after witnessing the magnificent views over central Hong Kong, its harbor, and surrounding islands.

In the city, we took the pristine and timely subway system to visit popular areas for tourist shopping. Street after street of merchants separated by only canvas-covered steel poles offered clothing, watches, purses, and knickknacks reminiscent of the streets of Times Square in New York. My only purchase was a small hair clip, which I probably did not get the best deal on judging by the eagerness in which the salesgirl agreed to my offer. We walked along streets that were tightly lined with skyscraping buildings and storefronts that dominated up to three floors of many buildings. Bright Vegas-style signage brought the eyes upward so businesses on the third floor were not necessarily out of reach from the eyes of passing window shoppers. This interesting concrete world was quite the contrast to Victoria Peak.

Along the waterfront were numerous photographers offering to take digital photos for a small fee. We purchased a photo of the three of us before noticing the fine print that indicated we would only receive a small wallet sized photo for the price of what we thought was an 8 x 10—proving once again that our negotiating skills were not quite ready for official business.

Early the next morning, we took a taxi to Hong Kong Polytech University, which is the first and only degree-conferring college of optometry in Hong Kong. The college was familiar in curriculum, clinic, and design. This was partly due to the fact that one of its founding supporters was an optometrist who was trained at the University of Waterloo in Canada and received his master's and Ph.D. degrees in physiological optics from Indiana University in the United States. With a modern city and a familiar program structure, it was easy to see how students and faculty members from both schools could easily adapt in an exchange program. After a brief lunch with several key administrators and faculty members to discuss future opportunities between our two programs, we quickly taxied to the airport to catch a flight to our next city.

Our hosts in Tianjin met us at the airport and chauffeured us to the hotel despite our almost midnight arrival. Early the next morning, we visited the Tianjin Eye Hospital where our students were currently on

A street scene in China, likely Tianjin, featuring numerous red lanterns hanging from the buildings. In the background, a building has large red Chinese characters on its facade. The scene is brightly lit, suggesting daytime.

rotation. The 11-story eye clinic was packed with patients while we were shown around the state-of-the-art facilities. NSU has enjoyed the existing Agreement of Cooperation with Tianjin Eye Hospital for many years. The purpose of our visit was to confer adjunct faculty status to the chief of the hospital and the director of the externship program in addition to providing its doctors and residents with a presentation by Dr. Loshin and myself about NSU's optometry program and interdisciplinary focus.

The Tianjin Eye Hospital administrators hosted a traditional Chinese dinner for us that night at a beautiful restaurant housing one of the world's largest collections of Chinese antiques—just in time to celebrate Dr. Loshin's birthday. His birthday cake and the traditional bowl of birthday noodles symbolizing long life were probably the 11th and 12th courses of the evening. I lost count somewhere around the 8th one.

The next morning we visited Nankai University Institute of Modern Optics, also in Tianjin. The scholars described to us each of their areas of specialty and explained their research work while Dr. Loshin and Dr. Jiang questioned them about everything from their choice of equipment to their working hypothesis and interpretation of outcomes. It was a good, albeit nerve-wracking, sneak peak of what they might have to look forward to when they would have to one day defend their final thesis.

After a hurried but again elaborate multicourse lunch, we were off to the airport to fly to our next appointment. We arrived in Shenyang just in time for a very late dinner with the owner of the city's largest eye care provider. Dr. He Wei, formally trained as an ophthalmologist, spoke to us about his lofty dream of defining and organizing the entire optometric profession for all of China. He was the owner of the He Eye Hospital and president of the He Institute of Ophthalmology and Visual Science—a private medical college where optometry was the specialty. He also built Green Valley, which is a high-tech biomedical research center 15 miles from the college. We toured all three facilities, gave our presentations to the student body of the college, and discussed a possible

cooperative agreement with just enough time left to catch our next flight to Shanghai.

In Shanghai, we visited the renowned Fudan University and the Eye & ENT Hospital, where some of the best minds in China trained and worked. We toured the optometric center, ophthalmologic facilities, and hospital. They showed us some of their optometric research and discussed their large grants for myopia research. It was clearly evident why Dr. Jiang had such pride in calling himself an alumnus of Fudan University. The evening dinner was combined with a small ceremony where the cooperative agreement between our two universities was formally signed.

With all official business completed and one day left in China, Dr. Jiang graciously showed us the two cities where he grew up. Shanghai, with its stark contrast of ultra-modern architecture overshadowing farmer markets and street vending, was his stomping ground during the school year. Hanzou, where Dr. Jiang spent his summers, was a breathtaking seaside port with an incredibly peaceful country feel. It was located two hours away by train but was worlds away by sense and feel. A 6:00 a.m. train ticket to Hanzou allowed us to spend a full day in this beautiful town where we strolled near the river's edge and soaked in the tranquil atmosphere. We were treated to a special delicacy called Beggar's Chicken that is famous in Hanzou. Not much to look at in its simple and plain presentation, the dish shocked the taste buds with tender and succulent meat that fell off the bone just from the weight of gravity. Despite all the gourmet banquet-style meals we were honored with, this was unanimously our favorite meal in our favorite city.

The relationship between NSU and the institutions we visited in China has far-reaching benefits to the students and scholars that participate in the exchange, the universities themselves, and perhaps even in a small way to both of our very different cultures. These relationships are thanks to the very hard work and broad foresight of Dr. Jiang and Dr. Loshin, and I am very proud to have had the opportunity to share this experience with them.

I can summarize where we were and what we did, but it will take far too much time and space than this article is allotted to convey the impact this trip has had on me and the respect I developed for our colleagues overseas. A native-Chinese professor, an assimilated Chinese-American clinician, and a Caucasian dean took a trip to China on what turned out to be one of the most productive and enjoyable experiences of a lifetime.





Interdisciplinary Jamaica Medical Mission Trip Provides Vital Outreach

*By Sherrol A. Reynolds O.D., Assistant Professor
Smith Blanc, Class of 2009*

Jamaica...what a wonderful place to visit with its beautiful beaches, tropical climate, and rich culture. For many Jamaicans, however, access to quality health care is severely limited, particularly amongst the island's poor, leading to a disproportionately high number of systemic and ocular diseases and conditions. For the past several years, a group of health care professionals (osteopathic medicine, optometry, dental, pharmacy, and allied health), students, and volunteers from Nova Southeastern University have participated in an interdisciplinary medical mission trip at the invitation of the Jamaican Ministry of Health.

Over 100 participants took part in this collaborative effort in June 2007. The College of Optometry was well represented with over 20 students from NOSA (National Optometric Student Association), volunteers, and physicians, including alumni members Drs. Noel Henry and Cindy Cork. Comprehensive ocular examinations were provided to a wide range of patients in Kingston and St. Mary. The students had an opportunity to see various ocular conditions that are endemic to the population, including diabetic retinopathy, malignant hypertensive retinopathy, sickle cell retinopathy, glaucoma, and advanced cataracts. Patients were also provided therapeutic agents in the management of various ocular

conditions and, whenever possible, with glasses to help their visual needs.

The impact of an interdisciplinary approach to the overall management of patient care was experienced by the students. Third-year optometry student Smith Blanc had a 55-year-old patient who complained of significantly reduced vision and had a history of hypertension and diabetes. Ocular examination revealed bilateral swollen discs (pointing to malignant hypertension). The patient was escorted over to the medical team, which immediately evaluated the patient's blood pressure and found it to be significantly elevated, prompting immediate treatment by the pharmacy team. This important integration of the different health care professions on a mission trip allowed this individual to receive proper care, possibly prolonging his life.

The 10-day mission trip culminated with a ceremony that presented each participant with a certificate of appreciation in addition to the many smiles, words of thanks, and hugs received from the patients that were seen. The trip was not all work, however, because there was time to enjoy some of the beautiful and scenic areas of Jamaica, including a popular tourist attraction called Dunn's River Falls.

UNESCO Chair in Visual Health and Development Launches Initiative for Corporate Social Responsibility in the Ophthalmic Industry

By Janet Leasher, O.D., M.P.H., Assistant Professor, Director of Community Outreach, North American Coordinator of the UNESCO Chair in Visual Health and Development at NSU

When you bought your last cup of coffee at a local Starbucks, did you happen to see a brochure outlining their corporate social responsibility protocols? If you're caffeine-deprived, it might not have registered to you that this is a growing movement among multinational companies as a result of the United Nations Global Compact. We approach social and environmental consciousness about where our coffee comes from and how those people and the earth are treated in getting our cup of "java" to us, but did you ever think about how those same principles can be applied to the vision care industry?

The concept of corporate social responsibility (CSR) refers to a strategic model of managing corporate or professional activity, while mindfully considering the economic, social, and environmental impact of this activity. This implies a renewed commitment by companies (large and small) with the community, the environment, and with social and human rights.

In an address to the World Economic Forum on January 31, 1999, the former secretary general of the United Nations, Kofi Annan, challenged business leaders to join an international initiative—the Global Compact—that would bring companies together with UN agencies, labor, and civil society to support universal environmental and social principles. The Global Compact's operational phase was launched at UN Headquarters in New York on July 26, 2000. Today, thousands of companies from all regions of the world, international labor, and civil society organizations are engaged in the Global Compact, working to advance 10 universal principles in the areas of human rights, labor, the environment, and anti-corruption. Please visit <http://www.unglobalcompact.org/> for more information.

A CSR protocol for the ophthalmic industry was developed at the Observatory of the UNESCO Chair in Visual Health

and Development headquartered in Barcelona, Spain, through the work of Arantxa Martinez, Anna Rius, and Laura Guisasola. The campaign, called CSR for Vision Care Companies and Professionals, seeks to involve the professional and business sector by making a commitment to sustainable development specific to the ophthalmic industry sector. This includes large and small, public, private, and corporate practices of optometry, ophthalmology, and opticianry, as well as pharmaceutical, ophthalmic lens, frame, contact lens, and equipment manufacturers and distributors, and the educational, professional, and nonprofit institutions associated with this sector.

Corporate social responsibility indicators and the protocol have been created as tools for learning and evaluating the management of the company in reference to the incorporation of CSR best practices, to plan strategies, and monitor or control the general development of the business. As such, they are aids for self-evaluation and learning of an essentially internal use in order to realize a diagnosis of the current situation and to establish goals and plans for improvement.

Voluntary participation reviewing checklists and guidelines assists the business entity in developing its own compact for corporate social responsibility. This includes a questionnaire of background information on the entity and questions about the seven overarching goals of CSR:

- Corporate values, transparency, and governance
- Internal or public labor issues
- Environmental issues
- Issues specific to vision care providers
- Issues specific to consumers and clients
- Social action and community effects
- Government and societal effects

For more information about this initiative, please contact
Dr. Janet Leasher at leasher@nova.edu or (954) 262-1488.

Optometric Globalization as Seen Through the "London Eye"

By Janet Leasher, O.D., M.P.H.

April 11-13, 2008, marked the Second World Conference on Optometric Globalization sponsored by the World Council of Optometry, of which NSU is a member. Held in London in conjunction with the European Council of Optometry and Optics and the British College of Optometrists, this meeting addressed the political, humanitarian, and commercial aspects of the development of effective, efficient policies and delivery care systems that improve visual health.

Policymakers, nongovernmental organizations, public health experts, educators, and administrators debated key issues that directly affect multidisciplinary eye care teams in every country around the world. Five sessions were featured:

- Understanding the Relationship Between Public Health, Development, and Globalization
- Global Competition and the Economic Realities of Improved Health Status
- Transforming the Workforce: Scope of Practice Challenges
- Education and Accreditation: Strategies for Public Health Impact in an Era of Globalization
- The Impact of VISION 2020: The Right to Sight in Responding to the Challenges of Globalization and Public Health

The opening session on the relationship between public health, development, and globalization featured NSU faculty member Dr. Janet Leasher, the UNESCO Chair in Visual Health and Development coordinator for North America and assistant professor of public health optometry. Her lecture was entitled "Visual Health and Development: Is There a Link?"

GLOBALIZATION

As quoted by Dr. Leasher, "Seen through the eyes of the vast majority of men and women around the world, globalization has not met their simple aspiration for decent jobs, livelihoods, and a better future for their children."

DEVELOPMENT

The Millennium Development Goals are global measurable objectives and targets for combating poverty, hunger, disease, illiteracy, environmental degradation, and discrimination against women by the year 2015. Proponents praise the goals for raising awareness about the need for further international aid, while critics argue the approaches diverge from human rights strategies. For example, the first goal—halving the level of extreme poverty globally—will most likely be achieved due to economic policy strategies in China and India. However, for many individual countries, this goal is far from reachable.

The United Nations Development Program (UNDP) started describing human development as "a process of enlarging people's choices" in the 1990 Human Development Report. Human development is defined as "the formation of human capabilities—such as improved health, knowledge, and skills—and the use people make of their acquired capabilities for leisure, productive purposes, or being active in cultural, social, and political affairs."

PUBLIC HEALTH AND VISUAL HEALTH

"If efforts turn away from considerations of economic growth, and toward sustainable human development, the role of public health and visual health care becomes apparent," Dr. Leasher stated.

If we consider the importance of the VISION 2020: The Right to Sight campaign to eliminate avoidable blindness by the year 2020, and focus our efforts on promoting visual health, we will work toward improving human development around the world. The UNESCO Chair in Visual Health and Development, through its global research protocol called SAVIM (Sistema de Atención Visual Mundial, or Global Vision Care System by its acronym in Spanish), has shown a direct correlation between the UNDP's Human Development Index (HDI) and the Visual Demand Index (VDI). According to Dr. Leasher's lecture, the UNESCO Chair hypothesizes that the three dimensions of the HDI—a long and healthy life coupled with knowledge and a decent standard of living—are directly associated with good visual health and access to visual health services. Visual health is defined as the ability to achieve the full human potential as a result of having healthy eyes and good functional vision to maintain the status of physical, cultural, structural, and social and economic well-being. This also includes access to visual health services to protect and maintain visual function in accordance with an individual's daily needs.

Optometric physicians improve human capabilities through the provision of quality eye and vision care on a daily basis. We inherently understand the link between being able to see and being able to perform activities of daily living for good quality of life. What we don't have, however, is much public health-related scientific evidence on the population level that links visual health to development. These are the studies that are conducted by the UNESCO Chair in Visual Health and Development in association with Nova Southeastern University's College of Optometry.

The College of Optometry at Nova Southeastern University has been a member of the World Council of Optometry since 2003. The College of Optometry proudly supports the development of optometry and visual health throughout the world.

Visual health is defined as the ability to achieve the full human potential as a result of having healthy eyes and good functional vision to maintain the status of physical, cultural, structural, and social and economic well-being. This also includes access to visual health services to protect and maintain visual function in accordance with an individual's daily needs.

The UNESCO Chair in Visual Health and Development works so that the most disadvantaged populations around the world have access to quality visual health through three work themes: Education and Sensitization, Research and Investigation, and Cooperation for Development. NSU has been the North American Associated Center for the Chair since 2004.



- United Nations Development Program. Human Development Report 1990: Concept and Measurement of Human Development. Page 10, Box 1.1. Extracted from <http://hdr.undp.org/reports/global/1990/en/> on 6/18/2007.
- United Nations. UN Millennium Development Goals. Retrieved from <http://www.un.org/millenniumgoals/> on 6/19/2007.
- United Nations Development Program. Human Development Report 1990: Concept and Measurement of Human Development. Page 10, Box 1.1. Extracted from <http://hdr.undp.org/reports/global/1990/en> on 6/18/2007.
- World Health Organization and the International Agency for the Prevention of Blindness. www.v2020.org. Accessed on 3/3/08.
- Rius A, Guisasola L, et al. Report on Visual Health in Central America 2004. UNESCO Chair in Visual Health and Development. April 2005. ISBN 84-689-1987-x.

The Global Burden of Diseases, Injuries, and Risk Factors Study

By Janet Leasher, O.D., M.P.H.

The new Global Burden of Diseases, Injuries, and Risk Factors Study (GBD Study), which commenced in the spring of 2007, is led by a consortium including the Harvard Initiative for Global Health at Harvard University, the Institute for Health Metrics and Evaluation at the University of Washington, Johns Hopkins University, the University of Queensland, and the World Health Organization (WHO). It is the first major effort since the original GBD 1990 Study to carry out a complete systematic assessment of the data on all diseases and injuries and produce comprehensive and comparable estimates of the burden of diseases, injuries, and risk factors for two time periods: 1990 and 2005. By November 2010, the project will produce a final set of estimates.

The GBD Study brings together a community of experts and leaders in epidemiology and other areas of public health research from around the world to measure current levels and recent trends in all major diseases, injuries, and risk factors, and to produce new and comprehensive sets of estimates and easy-to-use tools for research and teaching. This ambitious effort will be conducted systematically and transparently; both its methods and results will be made available to the public.

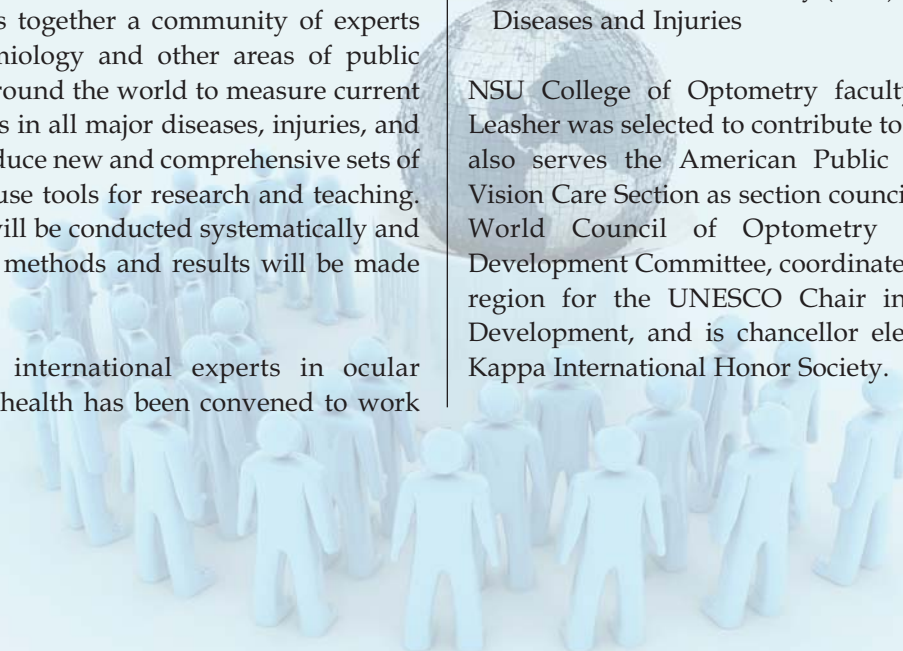
A panel of selected international experts in ocular conditions and public health has been convened to work

on the estimates regarding loss of vision. Vision loss is one of several other impairments (e.g., hearing loss, anemia, mental retardation) that are sequelae for multiple causes for which impairment envelopes are needed to ensure that cause-specific prevalence estimates are consistent with the total impairment in the population.

This study considers the following:

- Concepts and Definitions for Quantifying Burden of Diseases, Injuries, and Risk Factors
- Cause Lists: Diseases and Injuries, Risk Factors, and Diseases as Risks
- Sequelae Definitions and Selection Criteria
- Disability Weights
- Years Lived with Disability (YLD) Estimation for Diseases and Injuries

NSU College of Optometry faculty member Dr. Janet Leasher was selected to contribute to this expert panel. She also serves the American Public Health Association's Vision Care Section as section councilor, is secretary of the World Council of Optometry Public Health and Development Committee, coordinates the North American region for the UNESCO Chair in Visual Health and Development, and is chancellor elect of the Beta Sigma Kappa International Honor Society.



Analyzing the Need for Additional Optometric Research

By Micheal Giese, O.D., Ph.D., Assistant Professor

Research...why is it a topic that is not part of the everyday optometric vocabulary? Why is research something optometrists do not think about on a regular basis?

Drs. David Loshin and Paul Abplanalp wrote a paper for NSU, and in that paper they stated, "The academic culture consists of two principal dimensions: contributions to the body of knowledge (research) and dissemination of the knowledge (teaching). As a profession, we have done very well with teaching the clinical aspects of optometry. On the other hand, you can tell the research concept has not been an important aspect of our professional education. Some optometry schools have a major research component included in their curriculums and have produced many of the current leaders in our profession.

Research can be defined as a human activity based on intellectual investigation and is aimed at discovering, interpreting, and revising human knowledge on different aspects of the world. Research also is part of the mission statement of many institutions of higher learning because it helps build and maintain the external reputation of that institution.

Many schools and colleges of optometry have begun to address the importance of research at their institutions. This means involvement in clinical trials or setting up basic science (bench) types of programs. Universities and individuals acquire reputations from research—and reputations can either attract or repel prospective students and faculty. A favorable reputation includes an acknowledgement of excellence coupled with distinctive characteristics that set an institution apart from others. NSU's College of Optometry has started to address some research issues, and we have done very well with our involvement in clinical research trials.

Dr. Stacey Coulter has been involved with the convergence insufficient treatment trials (CITT), while Dr. Heidi Wagner has been involved for years in the CLEK (contact lens evaluation of keratoconus) study. Other faculty members such as Dr. Janet Leasher are involved in at least

three UNESCO-funded clinical projects. In addition, Drs. Yin Tea, Deborah Amster, Jacqueline Rodena, Annette Bade, and Nadine Girgis are members of the NIH/NEI (National Institute of Health/National Eye Institute) pediatric eye disease investigator group that deals specifically with the amblyopic treatment study series. On the ocular disease front, Dr. Eulogio Besada and colleagues are investigating the ocular anterior segment configuration effects of Brimonidine and Apraclonidine.

Nova Southeastern University is also making a major commitment to the research endeavor by building a collaborative research center. Florida's largest wet-lab research facility—the Center for Collaborative Research (CCR)—will open in 2009 at a cost of more than \$50 million. The CCR will house an additional \$5 million worth of research equipment, which is in addition to our in-place lab inventory.

The 208,000-square-foot building will be a state-of-the-art, cooperative interdisciplinary center for medical, pharmaceutical, dental, and oceanographic research, located on NSU's main campus. The CCR will house one of the largest wet-lab research facilities in Florida. The wet lab will be a home base for applied health care research and biomedical informatics. Researchers will collaborate within this advanced environment to investigate pharmaceutical synthesis, cancer therapy, human stem-cell research, biomaterials, wildlife DNA, forensics, and ocean biomaterials.

Dr. Karla Zadnik, associate dean at Ohio State University College of Optometry, had this to say in an American Optometric Association video excerpt: "I think optometry has to be part of the overall vision science research program in the United States and the world today to be considered a viable profession. I do not think as a profession optometry can just take other people's research results and interpret them and incorporate them into patient care. If we do our own research, we are by definition the leaders in all of those efforts, from the bench to the chair side."

Research and Scholarship

Submitted by Josephine Shallo-Hoffmann, Ph.D., Professor and Chair of the Department of Research and Graduate Studies

Current Research

Eulogio Besada, O.D. HPD Research Grant – Ocular Anterior Segment Configuration Effects of Brimonidine and Apraclonidine. \$4,925.

Stacey Coulter, O.D. NIH/NEI Project: Convergence Insufficiency Treatment Trial. \$380,692.

Barry J. Frauens, O.D. and Eulogio Besada, O.D. HPD Research Grant - Evaluation of Dynamic Contour Tonometry in an Afro-Caribbean Population. \$4,960.

N. Scott Gorman, O.D., M.S., Ed.D. Vision Service Plan Grant: Optometric Practice Development, Management, and Enhancement Program (OPDMEP). \$53,413.

N. Scott Gorman, O.D., M.S., Ed.D., Kathy Cerminara, J.D., LL.M., J.S.D., Vanessa M. Morales (optometry student), and Dinanga Mulumba (law student). NSU President's Grant: Optometrist in Court – A Summative Evaluation of an Innovative Educational Program. \$8,240.

Bai-chuan Jiang, Ph.D. NSU President's Grant: The Effect of Peripheral Vision on Myopia Development. \$10,000.

Bai-chuan Jiang, Ph.D. HPD Grant #335230. Accommodative Responses Under Different Visual Field and Color Conditions. \$2,500.

Janet Leasher, O.D., M.P.H. Health Foundation of South Florida – Feasibility Study for Mobile Comprehensive Eye Care to the Underserved Children: Bringing Vision to Broward Children (mobile eye clinic). \$13,712.

Scott Schatz, Ph.D., O.D. Pediamed Pharmaceuticals Grant: Antimicrobial Susceptibility Testing. \$51,274.

Scott Schatz, Ph.D., O.D., Manzella C, Laubach H. Studies on the Efficacy of Selected Multipurpose Contact Lens Solutions. HPD Research Grant. \$2,500.

Ken Seger, O.D. Vision Service Plan Grant: Bringing Down the Barriers to Practice Ownership. \$15,026.

Yin Tea, O.D. NIH/NEI Grant: Pediatric Eye Disease Investigator Group. \$12,800.

Heidi Wagner, O.D., M.P.H. Florida Optometric Association GGGGrant: The Many Eyes of Diabetes. \$10,000.

Publications

Bacigalupi M, Crandall M. Role playing: how to fire an employee. *Review of Optometry* 2007, Volume 145(3), 37-41.

Bacigalupi M. How to deal with sticky-fingered staff. *Review of Optometry* 2007, Volume 145(2), p. 37-47.

Bacigalupi M, Holle D. Retrobulbar hemorrhage and diplopia secondary to anesthesia. *Eye Care Review* 2008, Volume 2(1), 11-15.

Besada E, Shechtman D, Frauens B. Recurrence of CSMD associated with VTM following the use of anti-glaucoma medications. In press: *Clinical & Exp Opt* 2008.

Besada E, Hunter M, Bittner B. An uncommon presentation of orbital apex syndrome. *Optometry* 2007; 78(7): 339-343.

Besada E, Shechtman D, Black G, Hardigan PC. Laser scanning confocal ophthalmoscopy and polarimetry of human immunodeficiency virus patients without retinopathy, under antiretroviral therapy. *Optometry & Vision Science* 2007; 84(3): 189-196.

Cisarick P. The effects of interocular correlation and contrast on stereoscopic depth magnitude estimation. *Optometry and Vision Science* 2008; March.

Kabat AG. The trouble with antibiotics. *Review of Optometry* 2008; 145(2):131-2.

Kabat AG. Uveitis. In: Bartlett JD, Jaanus SD, eds. *Clinical Ocular Pharmacology*, 5th Edition. Boston: Butterworth-Heinemann, 2007.

Lowery JP, **Leasher JL**, Gibb RT, Schell DA. Change in visual acuity status of patients served by a humanitarian vision clinic in Mexico. *Optometry* 2008; 79: (2).

Mack R, **Schatz S.** Association between moxifloxacin ophthalmic solution and fungal infection in patients with corneal ulcers and microbial keratitis. *Journal of Ocular Pharmacology and Therapeutics*. (In Review)

Moehnke TD, **Sowka J, Shallo-Hoffmann J, Hardigan P.** Topographical analysis of the optic nerve in migraine patients. *Optometry and Vision Science* 2008; in press.

Neiberg MN, Sowka J. Phlyctenular keratoconjunctivitis in a patient with staphylococcal blepharitis and ocular rosacea. *Optometry* 2008; 79(3): 133-137.

Neiberg MN, Gerechter V. Systemic inSight: ACE inhibitors and the eye. *Journal of the Academy of Ophthalmic Education* 2008; 2(1) 39-43.

Reynolds SA, Besada E, Winter-Corella C. Retinopathy in patients with sickle cell trait. *Optometry* 2007; 78(11): 582-7.

Romero JL, **Sowka J, Shechtman D.** Hemorrhagic complications of optic disc drusen and available treatment options. In press: *Optometry*, Sept. 2008.

Scoper SV, **Kabat AG, Owen GR, et al.** Ocular distribution, bactericidal activity, and settling characteristics of TobraDex ST ophthalmic suspension compared with TobraDex ophthalmic suspension. *Adv Ther* 2008; 25(2):77-88.

Shechtman D, Calderon D. PVD: A common process with the potential for ocular morbidity. In press: *Review of Optometry*, Aug. 2008.

Shechtman DL, Kabat AG. Retinal hemorrhages. *Optometric Management*, Jan. 2008.

Shechtman DL, Kabat AG. The many faces of a retinal hemorrhage. *Optometric Management* 2008; 43(1):33-9.

Shintani K, **Shechtman D, Gurwood A.** Review and update: current treatment trends for patients with retinitis pigmentosa. In review: *Optometry* 2008.

Sowka JW, Gurwood AS, Kabat AG. Handbook of ocular disease management, 10th edition. *Review of Optometry* 2008; 145(4): Supplement.

Sowka J, Neiberg M, Vollmer L. Optic atrophy after sildenafil use. *Optometry*, Jan. 2008; 78, 122-128.

Sowka JW, Kabat AG. A heart-stopping therapy? *Review of Optometry* 2008; 145(3):118-9.

Sowka J. Advanced juvenile open-angle glaucoma in an 8-year-old Haitian girl. *Optometry* 2008; 79 (3): 126-132.

Tea YC. Back to the basics, part I: prime yourself to prescribe prism. *Review of Optometry*, March 2008.

Vincent J, Pearce M, **Leasher JL**, Mladenovick D, Patel N. The rationale for shifting from a volunteer clinical approach to a public health approach in addressing refractive errors. *Clinical and Experimental Optometry*, Nov. 2007; 90:6: 429-433. (Abstract citation also in *Optometric Management*. Vol 7: No. 45. November 12, 2007.)

Vogel C, **Schatz S**, Rogerson A, Laubach H. Seasonal distribution and new records of filamentous higher marine fungi in a South Florida mangrove forest. *Florida Scientist* 2008.

Wagner H, Pizzimenti J, Pandya N, Daniel K, Hardigan P. Eye on diabetes: a multidisciplinary patient education intervention. *Diabetes Educator*. 2008; 34:84-9.

Wagner H, Barr JT, Zadnik K. The collaborative longitudinal evaluation of keratoconus (CLEK) study group. (2007) Collaborative longitudinal evaluation of keratoconus (CLEK) study: methods and findings to date. *Contact Lens & Anterior Eye*, the journal of the British Contact Lens Association, 30: 223-232.

Waters T, **Vollmer L, Sowka J.** Proliferative vitreoretinopathy as a late complication of blunt ocular trauma. *Optometry*. April 2008; 79, 197-202.

Poster Presentations and Invited Lectures

Leasher JL, Rius A, Guisasaola L. Visual Health and Global Development: Is There a Link? Invited presentation at the Second World Congress on Optometric Globalization, London, UK. April 11, 2008.

Leasher JL. Global Burden of Diseases, Injuries, and Risk Factors Study. Invited panel member. World Health Organization. 2008-2010.

Mazzell C, Shechtman D, Frauens B. CMV-R Atypical presentation. SECO 2008.

Moore B, **Leasher JL**, Rius A, Colome N, Villalobos A. Project VERAS – Piloting Cooperation Toward Development in Vision Care in Central America. ARVO; Scientific poster presented April 29, 2008.

Murphy L, **Schatz S**, Laubach H, Hardigan P. Comparison of Selected Pathogenic and Environmental Strains of *Acanthamoeba*. HPD Research Day. March 25, 2008.

Murphy L, **Schatz S**, Rogerson A, Laubach H, Hardigan P, Seal D. Growth Characteristics of Pathogenic and Environmental *Acanthamoeba* Strains. ARVO 2008.

Rodman J, Reed KK. Crack Keratopathy: Challenges in Diagnosis and Management. SECO, February 2008.

Rodman J, Najman P, Lefebvre V. Obstructive Sleep Apnea and Diabetic Retinopathy. SECO, February 2008.

Shechtman D, Kabat AG. Dx Challenges: Adult-Onset Dystrophies. SECO 2008.

Wenger C, **Schatz S**, Laubach H. Post-Neutralizing Effect of Peroxide-Based Contact Lens Disinfecting Solutions. HPD Research Day. March 25, 2008.

Continuing Education

Black G, Tyler J. 3-D Gonioscopic Slide Workshop (CE lecture)

Coulter RA. Managing Pediatric Anterior Segment Cases: Know When to Hold 'Em, Know When to Fold 'Em. (CE lecture)

Gorman NS. Medical Prescription Writing. Therapeutic Pharmaceutical Agents Certification Course. Toronto, Canada. April 5-6, 2008. (academic lecture)

Kabat AG. Scientific Update: Prevention and Treatment of Ocular Infection. COPE 2010-AS.

Kabat A. OptoWest 2008. Long Beach, California. March 13-16, 2008.

Kabat A. Southwest Council of Optometry: Big Doin's in Big D. Dallas, Texas. March 7-9, 2008.

Kabat A. SECO International 2008. Atlanta, Georgia. February 26-March 2, 2008.

Kabat A. CE and Ski 2008. Sponsored by University of Houston College of Optometry. Santa Fe, New Mexico. January 17-20, 2008.

Kabat A. Eye Care Associates 2008 Conference. Williamsburg, Virginia. January 12-13, 2008.

Pizzimenti JJ. Radiology Review. (CE lecture)

Pizzimenti JJ, Dufek M. Twelve Angry Eyes. (CE lecture)

Reed KK. Introduction to Medical Therapy and Prevention of Medical Errors. Therapeutic Pharmaceutical Agents Certification Course. Toronto, Canada. April 5-6, 2008. (academic lecture)

Reed KK. Microbial Infections of the Anterior Segment. Therapeutic Pharmaceutical Agents Certification Course. Toronto, Canada. April 5-6, 2008. (academic lecture)

Reed KK, Tyler JA. Anterior Segment Grand Rounds. Therapeutic Pharmaceutical Agents Certification Course. Toronto, Canada. April 5-6, 2008. (academic lecture)

Reynolds SA. Complex Juxtapapillary Capillary Hemangioma. (CE lecture)

Shechtman DL, Dunbar MT. The Expanding Spectrum of VMT. (CE lecture)

Shechtman D. MSS Advisory Panel. SECO – Georgia. February 2008.

Shechtman D. HTN and the Eye, Macular Cases, Rapid Fire Cases, and Shootout Cases – SWCO. Dallas, Texas. March 2008.

Shechtman D. AMD and Nutrition: Keeping You Out of the Dark. Aging Expo. Fort Lauderdale, Florida. March 2008.

Shechtman D. Retinal Grand Rounds Challenges, HTN and the Eye, AMD and Nutrition. Atlantic Continuing Education Symposium. Fredericton, Canada.

Shechtman D. Clinical Reviews in Retina: HTN, a Look into the Eye. Retinal Symposium. Davie, Florida. April 2008.

Sowka JW, Frauens BJ. Medical Errors and Omissions. (CE lecture)

Sowka JW. From Yesterday's News to Today's Headlines: Updating the Glaucoma Studies. (CE lecture)

Sowka JW. An Optic Neuropathy in an Eight-Year-Old? (academic lecture)

Taub MB, **Bartuccio M.** Pharmacotherapy and the Pregnant or Nursing Patient. (academic lecture)

Taub MB, **Bartuccio M.** Examination of the Special Population Patient. (academic lecture)

Tea Y. How to Examine Infants. (workshop)

Tyler JA. Anterior Segment Inflammations and Anomalies. Therapeutic Pharmaceutical Agents Certification Course. Toronto, Canada. April 5-6 2008. (academic lecture)

Woods AD. Myasthenia Gravis: Clinical Grand Rounds and New Developments in Management. (CE lecture)

American Academy of Optometry, Academy 2007 Tampa – October 24-27, 2007, Peer Reviewed Poster and Lecture Presentations

Bacigalupi M, Sweeney A. Monitor Vs. Treat: Asymptomatic Tractional Detachment; poster.

Farag M, Tea Y, Rodena J. Diagnosis and Treatment of Homonymous Hemianopsia Versus Unilateral Spatial Inattention in a Brain Injury Patient; poster.

Farag M, Rodena J. Typical Acquired Brain Injury Symptoms with No Definite Diagnosis Overlooked for Two Years; poster.

Garmizo G, **Frauens BJ.** Kaysey-Fleischer Rings Secondary to Oral Contraceptive Use; poster.

Gorman NS, Cerminara K, Morales V, Mulumba D. Optometrist in Court: Summative Evaluation of an Innovative Educational Program; paper.

Frauens BJ. Bilateral Central Serous Chorioretinopathy During Pregnancy; poster.

Kabat AG, Sowka J. Acute Elevation of Intraocular Pressure Associated with Topical Loteprednol; poster.

Kabat A, Davis J, Reynolds SA. Oculomotor Masquerader Syndrome: A Case of Internuclear Ophthalmoplegia Superimposed on Concurrent 4th and 7th Nerve Palsies; poster.

Reed KK. Conjunctival Hyperemia as Presenting Sign of Neurosyphilis; poster.

Reich LN. Underlying Variability in Oat Scoring; poster.

Rodman J, Najman PG. Use of Avastin (Bevacizumab) in Patients with Iris Neovascularization and Neovascular Glaucoma Secondary to Venous Occlusive Disease; poster.

Romero J, Sowka JW, Shechtman DL, Pizzimenti JJ. Juxtapapillary Subretinal Hemorrhage in an Optometry Student with Optic Disc Drusen; poster.

Saitowitz H, Schatz S. Infectious Keratitis Secondary to Mycobacterium Chelonae; poster.

Sanders E, Wagner H, Reich LN. Binocular Distance Visual Acuity in "Balanced Progressive" Simultaneous Vision Bifocal Contact Lenses; poster.

Sindt CW, **Kabat AG,** Corbin GS, Townsend William D, Mussoline J, Lichtenstein S. A Multi-Site, Open-Label Study Evaluating Patient Perceptions of Olopatadine 0.2% in Patients with Allergic Conjunctivitis; poster.

Taub MB, Shallo-Hoffmann J, Rezvani M, Grommes E, Hardigan P. A Comparison of Tests of Accommodative Amplitude: Are All Created Equal? (poster)


American Academy of Optometry – New Fellows (Inducted October 2007)

Janet Leasher, O.D., M.P.H., FAAO

Terry Donn Moehnke, O.D., M.S., FAAO (MSCVR Program)

Nicole Patterson, O.D., FAAO

Julie Rodman, O.D., FAAO



Alumni Chapter President's Message

Annette Bade, O.D., College of Optometry Alumni Chapter

Since its inception, *The Visionary* has enabled our alumni and friends to connect with the College of Optometry. As you can ascertain, this third edition is much larger than the previous publications and more information and achievements will be highlighted in this edition than in the others. For my part, I would like to illuminate some of the advancements that have occurred at the university. Nova Southeastern University has embraced the technological advances of the 21st century in order to improve education and instill a sense of community in our students and alumni.



Since many practitioners have implemented similar systems in their offices, it is important that the students be familiar with the technology.

Another technological advancement is the transition from the current Webmail system used by NSU students, faculty, and staff to the new Web portal. A Web portal is a site that provides a single function via a Web page or

site and allows access control and procedures for multiple applications. This system will allow these same students, faculty, staff, and also alumni to correspond with each other. It will permit all levels within the Nova Southeastern University school system to unite. This includes the high school, undergraduate, and the Health Professions Division colleges. In addition, various links can be accessed from the outside to within the university. For example, the Alvin Sherman Library, Research, and Information Technology Center database could be accessed from across the country by the use of the new portal system.

Our didactic teaching has been complemented with the introduction of podcasts. A podcast is a series of digital-media files that are distributed over the Internet using syndication feeds for playback on a portable media player (ipod) or computer. This will enable students to review lectures over and over repetitiously as if they were actually sitting in the classroom. This creates an active, hands-on way to collect and transmit information with an easy access within the university. This has been especially beneficial for Optometric Theory and Methods lab. The students are able to watch video of optometric procedures performed in real time by clinical preceptors. Cameras allow the students to see the procedure as if they were performing it themselves. This eliminates the need for a dissertation at the beginning of each lab and increases the amount of time the students have available to actually perform the procedure.

The Web portal could also be utilized as a networking opportunity by the alumni. Many of us chose NSU's College of Optometry because of the interdisciplinary interaction. Encouraging university alumni functions will further promote this interaction. The Web portal will enable alumni from various programs to communicate conveniently. The new portal system will also enhance the growth and development of the Nova Southeastern University College of Optometry Alumni Chapter. Alumni will have access to this Web portal and can connect with other alumni. Discussions about educational, professional, practice management, and personal topics can be undertaken with fellow alumni.

Clinical teaching has been enhanced by the implementation of electronic medical records in all of the College of Optometry clinics. The paperless office is changing the manner in which medical information is exchanged between providers and insurance companies. The students are exposed to this modality in the third-year Primary Care Clinic. They have the opportunity to utilize NextGen technology for coding and documenting patient encounters. During fourth year, students in specialty clinics are able to expand their knowledge of the system.

I am excited about the introduction of the podcast, the new electronic medical records system, and the Web portal. I believe these new technologies will open many doors to our students and aid our alumni members. I am dedicated to expanding the alumni chapter membership base and providing all of our current resources to those members.

Dr. Mark Marciano Receives NSU Alumni Award of Excellence

By N. Scott Gorman, O.D., M.S., Ed.D.

Every year, NSU acknowledges a graduate from each of its colleges as the recipient of the Award of Excellence. This year, Mark T. Marciano, O.D., was selected as the 2008 Award of Excellence winner for the NSU College of Optometry. This distinguished alumni achievement award is given to graduates who have demonstrated outstanding leadership and service to the university and the community, as well as a record of distinction and accomplishment in their field.

Dr. Marciano, a native of Toronto, Ontario, Canada, graduated with honors from Queen's University in Kingston, Ontario, Canada, and the College of Optometry in 1998, receiving the Chancellor's Award for best exemplifying the characteristics of a fine optometric physician—a combination of scholarship, leadership, integrity, humanity, and loyalty to the profession. While a student at NSU's College of Optometry, he served as president of the college's Student Government Association and was a member of the Beta Sigma Kappa International Honor Society. He is a founding member of the NSU College of Optometry Alumni Chapter.


Following graduation, Dr. Marciano completed a residency program in ocular disease at the Braverman Eye Center in Hallandale Beach, Florida. He then associated with Robert Bentz, D.O., a neuro-ophthalmologist, at Bentz Eye Center from 1999-2004. In 2004, he established Marciano Family Optometric and practices with his wife Brandee Ownes Marciano, O.D.

Dr. Marciano is the co-coordinator for the Palm Beach Winter Seminar, a continuing education program established by the Palm Beach County Optometric Society in 1983, and served as president of the Palm Beach County Optometric Society in 2005-2006. Dr. Marciano is the proud father of two boys, Adam Joseph and Thomas James, and coaches their soccer league.

We honor Dr. Mark T. Marciano as our Alumni of the Year and hope that his service and commitment to the profession serve as an inspiration to others. He has involved himself in his professional optometric association as well as in his community and is truly devoted to advancing the profession.



Dr. Loshin presenting the award to Dr. Marciano.



Giving Back to NSU

By Sara DuCuennois, B.A., NSU Director of Alumni Relations

As a graduate of the College of Optometry at Nova Southeastern University, you learned from exceptional faculty members and made lifelong friends as you prepared for your future. You studied at one of the finest institutions in the nation, and now you can help current and future students to have the same experience.

Many things that make up a student's experience in the College of Optometry are a direct result of alumni support. The NSU Annual Fund provides a vehicle for alumni to make an immediate impact on current College of Optometry students. Gifts designated to the Annual Fund directly support every aspect of the College of Optometry experience, from scholarships and technology to faculty development. The depth of an education cannot be covered by fees and tuition alone. The Annual Fund provides the dean with unrestricted dollars to meet the emerging needs not covered by fees and tuition, such as recruitment initiatives, faculty development, and scholarships.

The Jack Wolfe Scholarship Award and the Terry Ingraham Student Activity Award are given to third-year optometry students as a direct result of financial support from alumni and friends. In addition, the Dr. Lester E. Janoff Scholars Award Fund is given to a graduating

student. Please consider making a gift to the College of Optometry's Annual Fund. You can truly enhance the NSU educational experiences and add value to your own degree by ensuring that the NSU College of Optometry builds upon its solid reputation for the future. NSU's College of Optometry is the exceptional institution it is today because of dedicated alumni who want to ensure the college continues to excel in serving the optometric needs of the public by educating optometrists to the highest level of proficiency, integrity, and professionalism. Giving is only a click away, so please visit www.nova.edu/giving to make your gift today.

Besides giving back financially, there are other ways to contribute to your alma mater. The Optometry Alumni Chapter is a wonderful vehicle to reconnect with former classmates and faculty members because the chapter holds annual continuing education and networking events. If you are interested in joining the Optometry Alumni Chapter or volunteering, please contact the Office of Alumni Relations at alumweb@nova.edu. In addition to the Optometry Alumni Chapter in South Florida, there are several NSU alumni chapters in the United States and in Canada. For a complete listing, visit <http://www.nova.edu/alumni/chapter-list.html>. We look forward to seeing you at an upcoming alumni event.

CONTRIBUTIONS

The College of Optometry recognizes the following individuals for their monetary contributions:

Drs. Lori Vollmer and Joseph Sowka
(Dr. Lester E. Janoff Scholars Award Fund)

Mrs. Karen Y. Wagoner
(Dr. Lester E. Janoff Scholars Award Fund in memory of her late husband, Dr. John M. Wagoner, Jr., class of 1996)

Alumni News

Submitted by N. Scott Gorman, O.D., M.S., Ed.D.

Douglas Ayre, O.D. ('96) received the Young Optometrist of the Year Award from the Kansas Optometric Association and serves as president of the Kansas Board of Optometry.

W. Zack Bartels, O.D., FAAO ('03) serves on the Black Hawk College Optometric Assistant Advisory Board in Moline, Illinois.

Alan Bishop, O.D. ('98) received the Young Optometrist of the Year Award from the Maryland Optometric Association and serves as president of the Eastern Shore Optometric Society.

Robert Butterwick, O.D. ('94) serves as president of the Greater Atlanta Optometric Association (5th District of the Georgia Optometric Association) and was interviewed on CNN's *Health Minute* regarding UV protection.

Mary Rosenbaum Charbonneau, O.D. ('99) serves as president of the Northeast Florida Optometric Society and is an American Optometric Association Paraoptometric instructor who lectures at Vistakon's The Vision Care Institute in Jacksonville. She is also a member of the Florida VOSH Board of Directors.

Andrew Gregory, O.D., M.S., FAAO ('02) is serving at Camp Adder, Iraq, as commander of the 261st Medical Detachment (Optometry).

Christian Guier, O.D., FAAO ('96) is an optometric physician at Mayo Clinic in Jacksonville, Florida, and holds the academic rank of assistant professor of ophthalmology.

D. Duane Mohon, O.D. ('98) received the Young Optometrist of the Year Award from the Alabama Optometric Association and serves on its board of directors. He established a comprehensive vision screening program in the Cleburne and North Calhoun County school systems and screens first-, third-, and fifth-grade children.

Nathaniel Roland, O.D. ('04) serves on the New Mexico Optometric Association Board of Directors and received the American Optometric Association's Advocacy Leadership Award.

Allen B. Safir, O.D. ('04) became a Master Mason of Masonic Lodge #851 in 2007 and is an active fundraiser for the Scottish Rite Hospital in Dallas, Texas.

Kevin Smith, O.D. ('99) is in practice at Suncoast Family Eye Care with **David Scamard, O.D.** ('99) in Tampa, Florida.

Rebecca Schoonover, O.D. ('04) received the Young Optometrist of the Year Award from the Northeastern Pennsylvania Optometric Society.

Timothy Thomas, O.D. ('05) is a member of the Rotary Club and serves on the board of directors of a hospital foundation in Royal City, Washington.

Allison Reiprecht Toler, O.D., FAAO ('03) became a Fellow of the American Academy of Optometry in October 2007. She practices in Port St. Lucie, Florida.

Gena Worley, O.D. ('04) provides vision care for Gift of Sight in Albany, New York, which is a Luxottica Group Foundation program.

*In Memorium
The College of Optometry
mourns the passing of
Debbie Small, O.D., class of 1995.*



Resident Alumni News

Submitted by Julie A. Tyler, O.D., Assistant Professor

Sherrol Reynolds, O.D. (Primary Care '97) was appointed as director of Module Two in the summer of 2007. She is the proud mother of two children, Brayden and Andre.

Alexandra Espejo, O.D. (Primary Care '98) was appointed as director of externships at NSU in the summer of 2007. She also gave birth to her second child—David Julian Gonzalez—on January 8, 2008.

Richard Sorkin, O.D. (O.D. '97, Pediatrics '98), who owns a practice in St. Petersburg, Florida, became the proud father of Mitchell Louis on July 23, 2007.

Amanda Bourgeois, O.D. (O.D. '98, Primary Care/Pediatrics '99) recently had her second child. She lives and practices in Jacksonville, Florida, at Nemours, which is the largest children's provider of health care, in the Department of Pediatric Ophthalmology.

Karen Memoli, O.D. (O.D. '99, Primary Care '00) purchased a practice in Coral Springs, Florida, which is where she and her husband, Sergio, reside.

Elizabeth (Carroll) McMunn, O.D. (Primary Care '01) was awarded the 2007 AOA Young Optometrist of the Year Award for Connecticut. She and her husband, Chris, are the proud parents of Shaelin.

Thy Nguyen, O.D. (O.D. '00, Primary Care/Pediatrics '01) was married to her longtime fiancée Whit in July 2007. She moved to Florida's West Coast to practice in a multi-physician office called Eye Centers of Florida.

Kim Chi Pham, O.D. (Primary Care '03) tied the knot in September 2007 with **Rahim Kanji, O.D.** (O.D. '04) in Montreal, Canada. The couple resides in Virginia Beach, Virginia, and opened up a private practice.

Lorena Bejar, O.D. (Primary Care '03), **Darshna Patel, O.D.** (Primary Care/Binocular Vision '03), and **Crystal Henderson, O.D.** (Primary Care '03) are pregnant and due in the next few months. This will be the second child for Drs. Bejar and Patel and the first for Dr. Henderson.

Jeremy Baumfalk, O.D. (Primary Care '04) was recently featured in an article about his practice and the profession of optometry. He and his wife Becky live in Lincoln, Nebraska, and have two girls—Emma and Briella.


Tracy Kimmelman, O.D. (O.D. '03, Primary Care '04) returned to Southeast Florida after living in Tampa and working at TLC. She is now working at Millennium Laser Eye Centers.

Marc Taub, O.D. (Pediatrics '04) moved to Memphis, Tennessee, following his residency and a period of time working as an NSU pediatric faculty member. He has two young boys and now works at Southern College of Optometry.

Jacqueline Rodena, O.D. (Pediatrics '05), who got married last October, is employed full-time at NSU as an assistant instructor in the pediatric department.

Maryke Neiberg, O.D. (Primary Care '05) stayed on the NSU faculty following her NSU residency, working primarily in the Primary Care Clinic at Davie and in the OTM Lab. She recently took a position at Southern College of Optometry in Memphis, Tennessee, and will be starting there in the summer of 2008.

Maritza Nickerson, O.D. (O.D. '05, Primary Care/Ocular Disease '06) joined the Capital Health Plan group in Tallahassee, Florida, at the CHP Eye Care Center at Governor's Square Health Center. Congratulations are due as well on the birth of her child.



Getting to Know... The American Optometric Foundation

The American Optometric Foundation (AOF) was established in 1947 for the “upholding, broadening, fostering, promoting, and aiding of optometric education, the profession of optometry, and its practitioners.” The guiding force behind the organization’s creation was William C. Ezell, O.D., of Spartanburg, South Carolina. Based in Rockville, Maryland, the AOF is a philanthropic organization devoted to the advancement of optometric education and research. The AOF is proud to be an affiliate of the American Academy of Optometry (AAO).

Today, sources of support for the AOF include optometrists, corporations, other foundations, state associations, and private citizens interested in vision care. The AOF’s record of achievement is a strong history of dedication to the improved visual welfare of the public.

THE MISSION

The AOF is a philanthropic organization that develops and provides financial support for optometric research and education in vision and eye health. The AOF is an affiliate of the American Academy of Optometry and is organized under Section 501(c)(3) of the U.S. Internal Revenue Service Code. The goals of the AOF are

- to solicit, receive, and invest grants, bequests, donations, and other funds for the purpose of upholding, broadening, fostering, and promoting optometric education and research in vision and eye health
- to provide fellowships at the graduate level to students planning a teaching and/or research career in vision and eye health

- to recognize and honor achievements that further the visual welfare of humanity
- to foster inter- and intra-professional relations and representation with organizations and groups that share common goals

THE CHARGE

The AOF is responsible for soliciting, receiving, and investing grants, bequests, donations, and other funds for the purpose of upholding, broadening, fostering, and promoting optometric education and research in vision and eye health. It also provides grants, awards, and fellowships at the graduate level to students planning a clinical, teaching, and/or research career in vision and eye health and recognizes and honors achievement that furthers the optometric field.

The College of Optometry would like to acknowledge the American Optometric Foundation’s support of our faculty and students through its various awards, grants, and scholarships:

2003 – \$3,500 • 2004 – \$2,000 • 2005 – \$2,000
2006 – \$2,000 • 2007 – \$7,750

AMERICAN
OPTOMETRIC
FOUNDATION



“Each One Reach One” (EORO) Campaign

Join the ASCO Career Promotion Corps!

The Association of Schools and Colleges of Optometry’s (ASCO) “Each One, Reach One” campaign is a practitioner-based career promotion effort that encourages optometrists to talk to their patients and other gifted young people about optometry as a future career.

The goal of the “Each One, Reach One” program is to increase optometry’s national applicant pool to three applicants for each first-year position and to develop an applicant pool that reflects the diversity of the U.S. population. According to a 10-year study on incoming students at all schools and colleges of optometry, the majority of students indicated their decision to choose optometry as a career was due to the encouragement of individual optometrists. However, although the number of unduplicated applicants has increased 27 percent since 2002, it is still below the number of students who applied in 1999. You are optometry’s best advocates—your enthusiasm and commitment to the profession will encourage students to choose optometry as a career.

An important note: This program is not about increasing the number of graduates from the nation’s optometry schools. It’s about making sure those who are selected continue to reflect the profession’s ability to attract bright and caring young people.

Join Now!

It’s easy to become a member of the “Each One, Reach One” Career Promotion Corps and promote your profession to the optometrists of tomorrow. Just go to the ASCO Web site at www.opted.org and click on Career Promotion Corps or contact Victoria Smith-Moore at ASCO at vsmithmoore@opted.org.



Association of Schools and Colleges of Optometry

Student Organizations’ Report

By Erin C. Jenewein, Class of 2009

Student Government Association

The Student Government Association (SGA) had an exciting and busy 2007-2008 school year. Our executive officers consisted of third-year students Erin Jenewein (president), Erica Poole (vice president), D’aun Hajdu (secretary), and Jeff Cohen (treasurer).

The year started with all our class officers welcoming the class of 2011 at orientation. Student government members gave tours to incoming students and their families and answered questions about student life. The second-year students also held the Second Annual Big Brothers/Big Sisters ice-cream social, which allows incoming students to meet their second-year mentors and ask them questions about optometry school.

SGA members organized and participated in the fall and spring equipment fairs, as well as a workshop to accompany each fair. After the success of our BIO/lens workshop last year, we decided to add one in the fall featuring retinoscopes and ophthalmoscopes. Second- and third-year students helped the first-year students gain some hands-on experience with the equipment before they had to decide which items to purchase. Equipment purchasing is expensive and stressful for the first-year students, and the workshops have helped make this process easier for them. As a result of the workshops, students commented that they were much more confident in purchasing their equipment.

For the second consecutive year, NSU optometry students participated in the annual CommunityFest, which took place on February 23, 2008. This festival features music and food from the community as well as booths from different student organizations with activities for families and friends of NSU to participate in. This year, the College of Optometry had second-year students running booths featuring information and games on topics such as UV protection, ocular diseases, and misconceptions about the eyes.

The highlight of the 2007-2008 school year was the annual Eyeball, which took place on March 29. We returned to the Seminole Hard Rock Hotel and Casino again, and this year’s Eyeball featured a tropical theme—Welcome to

Parad-Eyes. We had a fantastic turnout with over 260 guests, including many faculty members and residents. Each class recognized faculty members and residents for their outstanding contributions in the classroom and the clinic.

The following awards were presented at the Eyeball:

- Dr. Bai-chuan Jiang – OD1 Teacher of the Year**
- Dr. Cheryl Purvis – OD1 Teacher of the Year**
- Dr. Chris Woodruff – OD2 Teacher of the Year**
- Dr. Albert Woods – OD3 Teacher of the Year**
- Dr. Maryke Neiberg – OD3 Preceptor of the Year**
- Dr. Vanessa Gonzalez – OD3 Resident of the Year**
- Dr. Julie Rodman – OD4 Preceptor of the Year**
- Dr. Vanessa Gonzalez – OD4 Resident of the Year**

American Optometric Student Association

The American Optometric Student Association (AOSA) has had a very busy year. The organization implemented an automatic enrollment program for students. The goal is to help improve students' awareness and involvement in the field of optometry both currently and in the future. We have to stress now, more than ever, that optometry is a legislated profession, and the best way to help us all move forward is to stay involved and invest in our own future, together. Beth Paternoster (OD4) has really stepped into her role as AOSA secretary. She has represented NSU in a professional and positive direction as far as involvement as a leader at the national level. She continues to put the students' interests before her own, and her dedication is greatly appreciated.

Again, the annual NSU Super Bowl was a success. With the help of Dr. Woodruff, Dr. Rumsey, and Anna Abugzaleh, we were able to improve on the efficiency and organization of the quiz bowl. Our ultimate goal is to bring home the Varilux Champion Cup.

This year's meeting was held June 25-29 in Seattle, Washington. The students were excited due to the unique events that have been put together by the AOSA Planning Committee. Activities include the presidential celebration hosted by *Tonight Show* host Jay Leno and keynote speaker Christopher Gardner, who was the subject of the acclaimed motion picture *The Pursuit of Happyness*. As always, students were encouraged to attend continuing education courses as well as the NBEO board review classes offered at the annual meeting.

Lastly, the new format of the NBEO Part 1 has many students anxious, not only here at NSU but across the

nation. The AOSA has worked very hard with the NBEO to keep the students informed of the changes and help make the transition as smooth as possible. Although somewhat apprehensive to the adjustments, most of the students felt this is a beneficial move in the field of optometry.

Beta Sigma Kappa

The NSU chapter of Beta Sigma Kappa (BSK) is one of 17 International Optometric Honors Societies in the United States and Canada. This year, the NSU chapter of BSK inducted new members, bringing our current member total to 98. Every year, BSK members deliver many hours of tutoring services for the first-, second- and third-year optometry courses. On March 8-9, BSK members put on the annual Mock Pre-Clinical Proficiency Examination. This event allows the second-year students to run through the different stations in the clinic while being critiqued by third-year students. Almost every student in the second-year class participated this year, and it was an excellent preparation for the Clinical Proficiency Examination.

College of Optometrists in Vision Development

The College of Optometrists in Vision Development (COVD) had an exciting school year. We had an introduction meeting in August 2007 and added approximately 50 new members. About 15 members were able to attend the annual meeting, which took place in St. Petersburg, Florida, last October and proved to be very motivating and informational. In March, we had the president elect of COVD come and speak about VT, sensory testing/manipulation, and how to start a vision therapy practice. At the end of March, we hosted Dr. Rick Morris from the Center for Better Vision in Boca Raton to discuss specific cases and how he chooses to treat them.

Florida Optometric Student Association

The Florida Optometric Student Association (FOSA) has been busy this past year. In May 2007, President Jeanine Hayden entered her fourth year and passed on her position to Sara Gaib, previous FOSA representative. We thank Jeanine Hayden for her contributions to the association, which includes dedicating three years of service to the FOSA and continuing to remain involved this year.

In July 2007, the Florida Optometric Association's (FOA) annual convention took place at the Breakers Hotel in Palm Beach, Florida. Student volunteers Thomas Ainsworth, Julie Bohn, Sara Gaib, Marian Masoud, Jennifer Novak, and Vladimir Yevseyenkov helped out during the four-day event.

In October 2007, we held our annual Meet the ODs event. We were fortunate enough to have the HPD Chancellor's Dining Room as a venue, which made the event that much more enjoyable. We had doctors from around the community come and speak about their modes of practice. Students were able to hear about working in nursing homes, commercial practice, hospitals, private practice, laser centers, and other facilities.

In 2008, Sara Gaib and Dr. Bacigalupi began an initiative to increase student membership in the Florida Optometric Committee for Continuous Existence (FOCCE). The FOSA matched each student's dues for 2008, thus doubling the contributions from each person. Dr. Bacigalupi spoke to each class in the optometry program about the organization, which aims to fund political initiatives. Michelle Levin and Matt Walsh assisted with this, as first- and second-year FOSA representatives, respectively. We were very successful with this endeavor, recruiting 16 first years, 36 second years, and 36 third years. We are still in the process of recruiting fourth years. So far we have increased Broward County FOCCE membership by 88 people.

NSU Optometric Practice Management Association

The NSU Optometry Practice Management Association (NOPMA) has established itself as one of the top student clubs at the university in terms of number of members and speakers in only its second year of operation. Recent speakers have been Dr. Pam Miller, an optometrist/lawyer from California, as well as Dr. Gary Gerber, Dr. Michael Bacigalupi, Dr. Scot Morris, and Dr. Ben Gaddis. Our primary mission is to continually expose optometry students to real-world optometry business practices that will prepare them for what is to come after optometry school. Check out the NOPMA Web site at www.nova.edu/optometry/NOPMA.

National Optometric Student Association

This year has been a great and productive one for the National Optometric Student Association (NOSA), which has been hard at work in order to raise money for our annual Jamaica Medical Mission trip. We hosted a bake sale, sold Valentine's Day candy grams, and also brought back our very own Multicultural Lunch, which displayed food from all around the world and demonstrated the vast diversity of our organization. In addition to holding numerous fundraisers, we also coordinated socials to promote networking within our organization. NOSA

sponsored a potluck, a movie night, a seminar on commercial practice, and a "get together" at the president's home. We also participated in several health fairs, gave a speech to students at the Miami Dade Medical Campus on the importance of giving back to others, and participated in career day at a nearby private school in Miami. NOSA has also become acquainted with the local Lion's Club chapter and plans on being active within the club.

Gelea Ice, an OD3 student, received a \$5,000 AOF-Carl Zeiss Vision Fellowship. The purpose of the award is to encourage talented individuals to pursue full-time careers in independent optometric practice and leadership. Ice will also receive a travel fellowship to attend the annual meeting of the American Academy of Optometry during her fourth year at optometry school and first year after graduation.

Brian Oulman, a fourth-year optometry student, was awarded the 2008 Student Member of the Year accolade from the Optometric Physicians of Washington. This prestigious honor is granted to a student of optometry who is either from the state of Washington or plans to practice in Washington, has potential to be one of the strong leaders of the profession, and is recognized for his sense of ethics, service, responsibility, and professionalism. As an NSU student, Oulman performed community outreach in providing vision screenings for kindergarten and first-grade students in impoverished, mostly Afro-Caribbean elementary schools in inner-city Fort Lauderdale. He also participated in professional sports vision screenings of rookie players on the Miami Dolphins football team and volunteered to provide patient care in glaucoma service at The Eye Care Institute at NSU. Upon graduation, Oulman plans to relocate to Spokane, Washington, where he is considering residency training at the Veterans Administration Hospital or pursuing private practice.

Pravina Patel, an OD2 student, received one of 10 \$500 nationally competitive scholarships from Transitions Healthy Sight Counseling for her original project proposal submitted in September 2007.

You've Got People

OPEP: Optometric Practice Enhancement Program



Meet the Optometric Practice Enhancement Program Experts from NSU

By Melanie Crandall, O.D., M.B.A., Professor and Program Director for the Optometric Practice Enhancement Program

Meet the experience and brain power available to alumni of NSU's College of Optometry. With 49 years of actual practice experience and advanced management degrees, our panel has demonstrated a passion for optometric management. Any question related to the business of optometry is welcome. If you are an employee or owner of a practice and would like to receive expert advice, please contact us or visit the OPEP Web page <http://optometry.nova.edu/o pep> and catch up on the content available. We look forward to hearing from you!



Dr. Melanie Crandall has been with NSU's College of Optometry for six years. Prior to joining the faculty, she obtained her master of business administration degree from Nova Southeastern University. Dr. Crandall, who is a graduate of Southern College of Optometry, was the managing partner of an O.D./M.D. private practice in Kansas City. Starting with one office, one employee, and two doctors, the practice grew to three locations, 30 employees, and five doctors over the 20 years she was involved with the practice. Starting in the practice directly out of her VA residency at age 24, she learned many lessons the hard way. Her special areas of interests are employee management, office systems, marketing, and human relations.



Dr. Michael Bacigalupi joined NSU's College of Optometry in 2005. He earned a master of science in business management with an

emphasis in leadership from Nova Southeastern University. Before Dr. Bacigalupi returned to his native Fort Lauderdale, he was in private practice for 12 years in a rural area of Texas. Building his practice from scratch into a large and successful optometric practice took hard work and persistence.

But his efforts all paid off, and Dr. Bacigalupi, who is a graduate of the University of Houston College of Optometry, was able to sell his practice before joining NSU's College of Optometry. His special areas of interest are buying and selling practices, practice valuations, and business leadership.



Dr. Chris Woodruff has been an NSU faculty member for 14 years, and many of our alumni have relied on his practice management advice long before the OPEP Web page was established. Dr. Woodruff earned a master of business administration from Nova Southeastern University in 2003. Prior to joining our faculty, Dr. Woodruff, who is a graduate of Ohio State University College of Optometry, had a private practice in Mansfield, Ohio, for seven years.

He has authored nine articles for the *AOA Journal on Practice Management* and serves as a practice management consultant for the AOA. In addition, he has conducted several student and practitioner surveys to better understand the challenges facing today's newly graduated optometrists. His special areas of interest are practice valuation, entrepreneurship, finance, and marketing.



Spotlight on the Residents

By Lori Vollmer, O.D., Assistant Professor, Director of Residencies

Another residency year is well underway, and we were fortunate to have a full class of eight residents. We have had a fabulous year so far, and I would like to introduce you to our 2007-2008 residency class: Jamie Althoff, O.D., Vanessa Gonzalez, O.D., Neeta Kapoor, O.D., Valerie Lefebvre, O.D., Takeia Locke, O.D., Karen Puchalski, O.D., Maryam Rezvani, O.D., and Nhu Truong, O.D.

NSU provides eight residency positions comprising one full pediatric and seven primary care residents. One aspect that makes our site unique is our ability to allow the primary care residents to choose a specialty service for more intensive training in that area. We provide three primary care positions with emphasis in ocular disease, one primary care position with emphasis in cornea and contact lenses, two primary care positions with emphasis in pediatrics/binocular vision, and one primary care position with emphasis in low vision/geriatrics. Though the core is the same, we are able to tailor the individual positions to help each achieve its specific learning objectives.

Following are some statements from a few of our current residents on their overall perception of their residency training at NSU as well as their favorite aspect of the program:

OVERALL EXPERIENCE

Gonzalez: "My residency program has been a daily learning experience. There is not one day that goes by that I haven't learned something new. I am really happy that I chose to do a residency."

Locke: "My residency experience has been, in a word, diverse. I have the opportunity to explore optometry from almost every aspect by giving lectures to students, faculty, and members of the community; participating in research; presenting posters; precepting students in both primary care and pediatrics/binocular vision; and performing direct care in both primary care and pediatrics. In addition, my clinical skills and confidence in special testing have grown tremendously."

Lefebvre: "My residency experience has exceeded all my expectations so far. I have acquired much more confidence and experience than I thought I would at this point. I have the opportunity to be exposed to different specialties in optometry and see diverse cases. I also have the chance to work with knowledgeable doctors from whom I learn a lot."

Truong: "My residency so far has been very fulfilling. I've grown a lot, both as a person and as a clinician. The residency has provided me with opportunities I would not have had otherwise."

FAVORITE ASPECT OF THE PROGRAM

Puchalski: "I enjoy precepting in all different clinics. I like that I am not in the same place twice. We have patients with all different demographics that are unique to each clinic."

Rezvani: "There is not really one particular area that's my favorite. I enjoy interacting with the students and teaching. It's exciting and challenging. I also like the direct care component because I learn so much more when I do things myself."

Gonzalez: "I enjoy the unique opportunity to teach. Being a preceptor has given me a greater drive to study and be prepared for clinic because I am constantly being asked questions."

Althoff: "I enjoy working closely with the students. Not only do I enjoy teaching them, but I learn a lot as well since we were taught at different schools."

Lefebvre: "I truly enjoy the teaching aspect of the residency. I find working with students very challenging as I never know what question I will have to answer. It forces me to

continuously research and read about optometry."

Truong: "I especially enjoy working with the NSU students and helping them develop their clinical skills."

As our current residents have stated, they truly enjoy the opportunity to teach optometric students as part of their residency training. This is a somewhat unique component of residency training that is an integral part of the NSU program, and many embrace this aspect and continue on in academia, which has been the case with several of our past (and hopefully current) residents.

They also enjoy the ability to acquire more intensive training in their chosen area of interest. The **geriatrics and low-vision** position consists of additional rotations at the Lighthouse, training in our geriatric and low-vision clinics, assisting with low-vision laboratories, and observing area specialists in posterior segment and neurological eye disease. Our **pediatric** positions offer the ability to work with special populations, perform binocular vision examinations, perceptual evaluations, and vision therapy. The **disease** residents spend a significant amount of time in our Glaucoma Service and Diabetes & Macula Service, as well as rotate with ophthalmology for more intensive training in general ophthalmology, retina, oculo-plastics, and neuro-ophthalmology. The **cornea and contact lens** residency involves training in all aspects of contact lens care, as well as specialty lens fitting, attendance, and teaching at contact lens workshops and seminars, teaching in the contact lens laboratories, and observation of corneal procedures with an area specialist.

This additional training will serve our residents and their patients well in their chosen practice settings. A new year will be underway soon, and we will be sad to see our current residents go. But we wish them all the best of luck.



(Seated from left)

Dr. Vanessa Gonzalez, Dr. Valerie Lefebvre, Dr. Nhu Truong,
Dr. Karen Puchalski, and Dr. Neeta Kapoor.

(Standing from left)

Dr. Maryam Rezvani, Dr. Jamie Althoff, and Dr. Takeia Locke.

Calendar of Events

Present-August 10, 2008

100-Hour Therapeutic Pharmaceutical Agents Certification Course
Toronto, Ontario, Canada

August 14-26, 2008

22-Hour TPA Refresher Course
(Mediterranean and Greek Isle Cruise)

August 14, 2008

Tri-County Meeting (Dade County, Broward County, Palm Beach County, and Florida Optometric Association Board of Directors)

August 24, 2008

Glaucoma Update 2008

September 14, 2008

Anterior Segment Symposium

September 25-28, 2008

2008 Leagues Under the CE
(Atlantis, Paradise Island, Nassau, Bahamas)

October 25-26, 2008

Diabetes Symposium

October 24, 2008

Alumni Reception, American Academy of Optometry
Anaheim, California

December 7, 2008

Contact Lens Symposium

January 2009

100-Hour Therapeutic Pharmaceutical Agents Certification Course
(Compressed 10-day course)
Toronto, Ontario, Canada

<http://optometry.nova.edu>

The Doctor of Optometry Program at the Nova Southeastern University College of Optometry is fully accredited by The Accreditation Council on Optometric Education (ACOE). The ACOE (243 N. Lindbergh Avenue, St. Louis, Missouri; telephone number 800-365-2219) is the accrediting body for professional degree programs offered by all optometric institutions in the United States.



College of Optometry

3200 South University Drive
Fort Lauderdale, FL 33328

