



Unsupervised Learning of Echo State Networks: A case study in Artificial Embryogeny.

Alexandre Devert, Nicolas Bredeche, Marc Schoenauer

► To cite this version:

Alexandre Devert, Nicolas Bredeche, Marc Schoenauer. Unsupervised Learning of Echo State Networks: A case study in Artificial Embryogeny.. Evolution Artificielle, Oct 2007, Tours, France. pp.278-290. inria-00174593

HAL Id: inria-00174593

<https://hal.inria.fr/inria-00174593>

Submitted on 24 Sep 2007

HAL is a multi-disciplinary open access archive for the deposit and dissemination of scientific research documents, whether they are published or not. The documents may come from teaching and research institutions in France or abroad, or from public or private research centers.

L'archive ouverte pluridisciplinaire **HAL**, est destinée au dépôt et à la diffusion de documents scientifiques de niveau recherche, publiés ou non, émanant des établissements d'enseignement et de recherche français ou étrangers, des laboratoires publics ou privés.

Unsupervised learning of Echo State Networks: A Case Study in Artificial Embryogeny

Alexandre Devert, Nicolas Bredeche, and Marc Schoenauer

TAO team - INRIA Futurs - LRI/CNRS, Bat 490 - Université Paris-Sud - France

Abstract. Echo State Networks (ESN) have demonstrated their efficiency in supervised learning of time series: a "reservoir" of neurons provide a set of dynamical systems that can be linearly combined to match the target dynamics, using a simple quadratic optimisation algorithm to tune the few free parameters. In an unsupervised learning context, however, another optimiser is needed. In this paper, an adaptive (1+1)-Evolution Strategy as well as the state-of-the-art CMA-ES are used to optimise an ESN to tackle the "flag" problem, a classical benchmark from multi-cellular artificial embryogeny: the genotype is the cell controller of a Continuous Cellular Automata, and the phenotype, the image that corresponds to the fixed-point of the resulting dynamical system, must match a given 2D pattern. This approach is able to provide excellent results with few evaluations, and favourably compares to that using the NEAT algorithm (a state-of-the-art neuro-evolution method) to evolve the cell controllers. Some characteristics of the fitness landscape of the ESN-based method are also investigated.

1 Introduction

Neural Networks (NNs) can be used to tackle a variety of problems. In classification or regression problems, some examples of inputs/outputs of the network are available during the learning phase: the training is *supervised*, and the fitness function is generally some Mean Square Error (MSE) between the network outputs and the actual outputs over the know examples. On the other hand, *unsupervised learning* regards cases where no such examples are available. When the network is used as a component of some computational model for a physical process, an explicit optimisation criterion (or *oracle*) is nevertheless available: the optimal network is the one for which the model reaches a target behaviour. Typical examples of such situation include control problems (e.g. robotics), and engineering inverse problems. Finally, the optimisation criterion can be implicit, and rely on some internal stabilisation of the network under external stimulation, as for instance in the case of Kohonen maps [21], where the task is to cluster pattern examples.

Two crucial programmer's decisions impact the choice of a learning method to train the network: the type of topology – feedforward or recurrent, i.e. without

or with loops in the connection graph – and the choice of what will be learnt – the weights of a fixed topology, or both the topology and the weights.

For static problems, feedforward NNs will more likely be used, because the resulting learning problem is generally easier, while dynamical problems (where data k depends on data $k - 1, k - 2, \dots$) will bias the choice toward recurrent NNs, that include some memory of the past in the activations of their internal neurons. However, feedforward NN fed with multiple past inputs can also capture the essence of dynamical systems, sometimes better than recurrent NNs [7].

Regarding the choice of the free parameters, very powerful methods are available to learn the weights of a fixed topology (e.g. for supervised learning, the back-propagation algorithm for feedforward [32, 22, 30] or recurrent [28] NNs), that would favour such approach. However, the choice of the topology itself then only relies on the programmer’s expertise, and a poor guess will hinder the whole process. On the other hand, whereas learning both the weights and the topology opens up a much larger search space, the best topology can stay out of reach of the chosen learning method. The versatility and robustness of Evolutionary Algorithms make them perfect candidates for this latter task (see Section 2 for a brief survey).

Recently, however, an alternative to topology learning for recurrent NNs was proposed in the context of supervised learning of dynamical systems, namely the prediction of times series: the Echo State Network (ESN) approach [17] turns the search for the best topology into the search for the best combination of many randomly connected neurons: if sufficiently many different dynamics are present in the *reservoir* of neurons, then any dynamical system can be approximated by a linear combinations of those dynamics [27]. The learning problem is thus quadratic, and can be solved rapidly and efficiently by any standard optimisation method (more details in Section 3). However, this straightforward approach is limited to supervised learning, and very few attempts, if any, have tried to use ESNs in other contexts.

This paper proposes to use Evolutionary Computation to train an ESN in the context of unsupervised learning with explicit optimisation criterion, more precisely, to find the best controller of the cells of a multi-cellular approach to embryogenic design. As said above, training an ESN amounts to learning a vector of real parameters. However, because the context is unsupervised, no gradient-based approach applies. Moreover, because of the huge number of different dynamics that exist in the reservoir, it is expected that the fitness landscape will be quite rough. Hence Evolutionary Algorithms seem to be a good choice here. Unfortunately, an additional difficulty arises from the number of weights to learn: even though only the output weights are to be learnt (see again Section 3), the need for a large reservoir usually requires dozens or hundreds of internal neurons, resulting in as many weights per output of the network to be adjusted. Hence special care must be taken when choosing the optimisation method that will adjust those weights.

The paper is organised as follows : section 2 gives an overview on the state of the art of NN learning, focusing more precisely on evolutionary methods, and detailing in particular the NEAT algorithm [31], that constructively evolves the topology of a recurrent NN. Section 3 briefly introduces the Echo State Networks and their (supervised) training before detailing the proposed approach for unsupervised optimisation of the weights of the ESN using both an adaptive $(1 + 1)$ Evolution Strategy as well as the state-of-the-art CMA-ES [2]. Section 4 describes the multi-cellular artificial embryogeny benchmark problem. Such problem has been addressed by the authors in a recent work using NEAT [8]. Those latter results are the baseline for the experimental validation of the proposed ESN-based approach, in section 5, where the fitness landscape is also studied in more detail. Finally, conclusions and further directions of research are given in section 6.

2 Artificial Evolution of Neural Network

The start of the Golden Age for Neural Networks was the invention of the back-propagation algorithm for supervised learning of feed-forward networks by several researchers in the late 70's and early 80's [32, 22, 30]. Several improvements have been proposed since then (e.g. variants of gradient methods for accelerated convergence, modification of the method for supervised learning of recurrent networks [28]). However, while theoretical results proved the representation power of such networks even with a single hidden layer [15], the issue of setting the correct number of hidden neurons for a given task remains open.

Some works addressed this issue by modifying the structure of the neural network prior to, or during, the learning process. Proposed approaches rely on hand-crafting the NN topology [23], pruning arcs or nodes from fully connected NN [24] or even growing NN by adding new nodes during the course of learning [10]. In this context, Evolutionary Algorithms (EAs) quickly appeared as a relevant approach towards NN learning (see [34] for a detailed survey). And though they can also be useful for the optimisation of the weights of a feed-forward NN, because backpropagation, as a gradient-based method, can easily get stuck in some local optima, EAs have been mainly used for their flexibility to handle complex search spaces: variation operators acting on the topology can easily be designed.

But evolutionary learning of NNs can be applied as soon as some performance measure for a given network is available, i.e. in both supervised or unsupervised (with an explicit optimisation criterion) context, or for feed-forward as well as for recurrent network topologies. Indeed, evolutionary learning of both the topology and the weights of recurrent NNs has been widely adopted in domains that could benefit from the wide variety of rich dynamical behaviours they offer, e.g. for control problems, in evolutionary robotics . . .

Notable works in this field include: the GNARL approach [1] which uses direct encoding of a neural network for building a robot controller; SANE [26] (Symbiotic Adaptive Neuro-Evolution), ESP [12] (Enforced Sub-population) evolve

a population of neurons (rather than network) and combine these neurons to form effective neural networks; GASNET [16] combines optimising the position of neurons in an euclidean space with diffusion of chemicals; Gruau’s Cellular Encoding [14, 33] and his followers use indirect encoding, evolving a set of instructions that creates the network.

More recently, NEAT (Neuro Evolution of Augmenting Topologies) [31] and AGE (Analog Genetic Encoding) [9] have both been able to provide some relevant results, both in pure performance and speed of convergence, on classical benchmarks such as the double pole balancing. While AGE relies on an approach inspired from Genetic Regulatory Networks [4] where (regulatory) part of the genome encodes information on how to interpret (coding) parts, NEAT uses a direct encoding, as detailed in next section.

2.1 NEAT: Neuro-Evolution of Augmenting Topologies

The *NEAT* algorithm [31], is an evolutionary neural network optimisation algorithm. It evolves both the topology and the weights of a neural network, either feedforward or recurrent. It relies on a direct encoding of neural network topologies and is based on a specific evolutionary scheme, using different subpopulations to preserve diversity along evolution. The main feature of NEAT is that it explores the topologies from the bottom-up: it starts from an empty network (direct connections from inputs to outputs), and proceeds constructively, using several mutation operators (and no crossover operator) to stochastically add neurons and connections to the networks while preserving as much as possible the behaviour of the network (e.g. new connections have very small weights, new neurons have no connections to start with, ...). Some Gaussian mutation operator modifies the weights so as to fine tune the network.

NEAT has been applied successfully to a wide range of problem, from the classical two pole balancing problem to particle systems rendering. However, it should be noted that direct encoding methods poorly scale up, and sometimes have trouble to catch problem regularities (such as symmetries). Extensions of the original NEAT implementation have been proposed to tackle this issue, such as HyperNEAT [6], which has been successfully applied in an autonomous robotic context. Nevertheless, NEAT is currently one of the (if not "the") state-of-the-art NN optimisation algorithm and will be considered in this paper as the reference algorithm.

3 Echo State Networks

Echo state networks (ESN) have been proposed by Jaeger in 2001 [17] with the objective to endow a neural network with rich dynamics behavioural patterns while keeping learning complexity at a low level. An ESN is a discrete time, continuous state, recurrent neural network using a sigmoidal activation function for all neurons. A typical ESN is shown in figure 1, and will be used in this paper: the input layer is totally connected to the hidden layer, both the hidden

and input layers are totally connected to the output layer. Moreover, the output layer is connected backward to the hidden layer. In this setup, the hidden layer, or *reservoir*, is randomly generated: N neurons are randomly connected up to a user-defined density of connections ρ . The weights of those connections are randomly set uniformly in $[-1, 1]$, and are scaled so that the spectral radius of the connection matrix is less than a given value $\alpha < 1$, ensuring that the network exhibits the "echo state property", i.e. stays out of the chaotic behaviour zone whatever the input sequence (see e.g. [18]). The random construction of an ESN is thus determined by the 3 parameters N , ρ and α .

The main point in ESN is that only the weights going from the input and hidden nodes to the output nodes are to be learnt. If the problem has K inputs and L outputs and a reservoir of size N , this amounts to $(K + N) \times L$ free parameters. Moreover, the learning problem is reduced to a quadratic optimisation problem that can be efficiently and quickly solved by any deterministic optimisation procedure, even for very large values of N . In some sense, an ESN can be seen as a universal dynamical system approximator, which linearly combines the elementary dynamics contained in the reservoir [27]. ESN have been shown to perform surprisingly well in the context of supervised learning, in particular for problems of prediction of times series, though it has also been successfully used in the context of (supervised) robot control learning (see [19] for an overview of ESN applications).

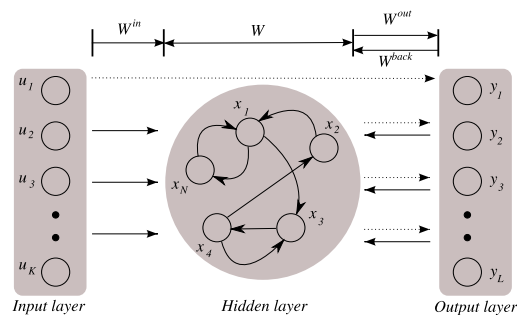


Fig. 1. Schematic view of an Echo State Network. Plain arrows stand for weights that are randomly chosen and remain fixed, while dashed arrows represent the weights to be optimised ($(K + N) \times N$) if N is the number of neurons in the reservoir.

3.1 Unsupervised learning of ESN

It is rather straightforward to replace the default learning algorithm of ESN with any derivative-free optimisers, such as Evolution Strategies or Simulated Annealing, to train an Echo State Network for supervised learning [3]. Yet, to date, and despite its intrinsic properties, ESN has not been applied to unsupervised problem with explicit criteria.

In order to address this class of problems, this unsupervised learning task is turned into an optimisation task: optimising an ESN amounts to optimising a real-valued vector representing the plastic weights of the network (from inputs and reservoir to outputs, see Figure 1). In such situation, Evolution Strategies (ES) [29, 5] provide an efficient and well-grounded framework. However, although only a limited amount of weights have to be optimised, the size of the reservoir may quickly lead to a high dimensional search space depending on the number of outputs, which impacts on the type of ES to be chosen.

In the following of this paper, two Evolution Strategies have been chosen: the well-known adaptive $(1 + 1) - ES$ using the 1/5th success rule[20] and the state-of-the-art CMA-ES algorithm[2].

4 Multi-Cellular Artificial Embryogeny

The model for Artificial Embryogeny considered here was originally proposed in [8]. It can be viewed as a continuous state discrete space and time cellular automata. *Cells* are placed on a two dimensional regular square grid (the whole grid is filled with cells, no cell division or migration is used). The state of each cell is a continuous value, representing here a grey level. The whole grid, or *organism*, can hence be interpreted as a grey image. Each cell communicates with its 4 neighbours by exchanging some “chemicals”: each cell has an internal *controller* (a neural network) that determines its state as well as the amount of chemical it emits at time t toward its neighbours, according to the amount of chemical it received from its neighbours at previous time step $t - 1$ (cells on the boundary of the grid don’t receive anything from the external environment). Starting from a given state for all cells at time 0, this developmental process is repeated until some stopping condition is reached. The goal is here to reach a target 2D image when the development stops.

The original feature of the proposed model lies in the stopping criterion for the development: whereas previous works used a fixed number of development iterations, this model waits for the organism to stabilise (and penalises individuals whose organism doesn’t stabilise¹ within a prescribed number of iterations). The controller used in [8] was a neural network, evolved using the NEAT approach (described in section 2.1). Thanks to the stopping criterion, the evolved organisms exhibited very strong robustness to perturbation: the target image seemed to be the only fixed point of the best organisms considered as dynamical systems, even though a single starting point was used during evolution. Figure 2 shows an example of a complete development of such result toward the fixed-point shape (the target shape was a black disc on white background). In the following, a maximum number of iterations of 1024 steps is fixed. If the organism has not reached a stable pattern before this limit, its fitness is set to the worst value.

¹ In practical, an individual is considered stabilized if global activity changes are under a predefined threshold during a given number of iterations.




Fig. 2. Developmental stages for the *disc* problem. The right-most plots show the fixed-point image. In these two examples, both solutions stabilise long before the maximum number of allowed iterations (1024).

4.1 The flag problems

In order to evaluate multi-cellular approaches, it is common to consider matching with simple geometric 2-dimensional images, like “flags” (French and Norwegian flags are quite popular in the literature [25, 11]) or other regular patterns [13]). Figure 3 shows the two 32×32 target grey-level images used in this work, respectively called the *disc* and the *half-disc*.

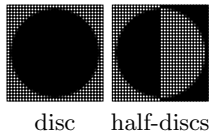


Fig. 3. The two target pictures (with grid lines).

The fitness function (to be minimised) is based on the MSE between the target image and the image generated *after* stabilisation. It takes value in $[0, 1]$, the optimal value is 0 when both images are identical:

$$s(A, B) = \frac{1}{wh} \sum_{i=0}^{h-1} \sum_{j=0}^{w-1} (A(i, j) - B(i, j))^2$$

5 Experimental results

Three algorithms are compared on the two target flags for the embryogenic approach described in previous section: NEAT (results from [8]), and two Echo State Networks with different reservoir sizes.

5.1 Settings

The NEAT implementation used here includes the latest features from the literature. Our implementation has been validated with regards to the original results presented in [31]. NEAT explores recurrent topologies without constraints using a population of 500 individuals while all other parameters are set to default values (see [8] for a detailed information).

Two variants are tested for the Echo State Networks: reservoirs of sizes 10 and 50, with connection factor of respectively 50% and 10%. In both cases, the damping factor (spectral radius) was set to 0.9. These are referred to as 10- and 50-ESN respectively.

The settings for the $(1 + 1) - ES$ optimiser are as follows : σ_0 is set to 10^{-1} , and the starting point x_0 has all weights set to 0. The algorithm is stopped and restarted (with the same reservoir) whenever $\sigma_t < 10^{-8}$. In any case, the run is stopped when the total number of evaluations reaches 250000. For the half-disc experiment, CMA-ES with restart[2] was also used with an initial population size of 14 individuals.

Note that the CPU cost of a single evaluation cannot be estimated alone, whatever the algorithm: it of course depends on the reservoir size for ESN, and on the (dynamic) number of neurons for NEAT, but also heavily on the number of developmental steps before stabilisation. Globally, the 16 ESN runs lasted around 2 days for reservoir size 10 and 5 days for reservoir size 50. In contrast, NEAT needed 7 days for the same experimental conditions.

5.2 Results

On-line results of best-so-far fitness averaged over 16 independent runs are displayed on figures 4. Note that NEAT plot starts after the evaluation of the initial population (of size 500). The corresponding off-line results (i.e. after 250 000 evaluations) are detailed in Table 1.

It is clear that the ESNs outperform NEAT on the *disc* problem, and confirmed by a two-tailed t-test at 99% confidence level. Furthermore, though a bigger reservoir gives more parameters to optimise, it also makes the problem easier: the performances of ESN-10 and ESN-50 are not statistically distinguishable. An important remark is that the results of ESN are much more stable, as witnessed by the standard deviations in Table 1, one order of magnitude smaller for ESN (whatever the reservoir size) than for NEAT.

The picture is somewhat different for the *half-discs* problem. The first remark is that the best fitness is much worse for all algorithms than for the disc problem. Still, ESN with CMA-ES manage to give the best average results for this problem. However, there is no statistically significant difference (whatever the confidence level in a 2-tailed t-test) among the 3 results. Here again, the standard deviation among the NEAT runs is much larger than among the ESN runs ... and this does make a difference here when considering the best fitness reached among the 16 runs: NEAT reaches 0.135 while no ESN run can find a better fitness than 0.184. Additional experiments are needed to give this some

statistical significance. Nevertheless, this is a typical “design” situation where a large variance is a better indicator of possible good performance for equivalent averages.

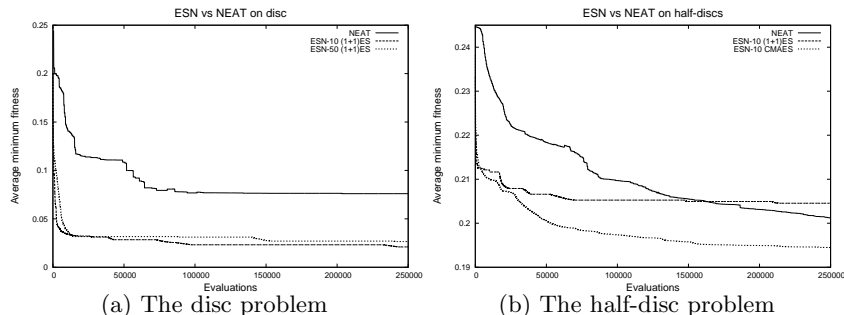


Fig. 4. On-line average minimal fitness reached in 250000 evaluations with one chemical, on (1) the disc problem using NEAT and both 10- and 50-ESN and (2) the half-disc problem using NEAT, 10-ESN using both (1+1)ES and CMA-ES. Both coordinates are in log scale. Y-axes have different scales for both problems.

NEAT	10-ESN (1+1)ES	50-ESN (1+1)ES	10-ESN CMAES
0.076 – 0.105(0.135)	0.021 – 0.030(0.009)	0.027 – 0.033(0.008)	n/a
0.135 – 0.201(0.171)	0.205 – 0.207(0.002)	0.206 – 0.209(0.002)	0.184 – 0.194(0.004)

Table 1. Off-line results out of 16 runs: minimum – average(std. deviation). **above:** results for the disc problem; **below:** results for the half-disc problem.

5.3 The fitness landscape

In order to investigate the characteristics of the fitness landscape, projections on random directions of $\mathbb{R}^{(N+K)\times L}$ (see Figure 1) have been plot, both around the initial point of all optimisation, i.e. with all weights set to 0 (Figure 5, first line) and the best point reached by one of the ESN-10 runs on the disc problem (Figure 5, second line). Whereas the landscape around the initial point seems very smooth and almost convex, that around the final solution looks much more rough. In particular, there exist points very close to the solution that have the worst possible fitness value of 1, i.e. whose development never reaches a fixed point. This suggests that some gradient-based algorithm could be used at the beginning of evolution, but will rapidly stop being efficient when reaching lower-fitness regions, with rougher landscapes.

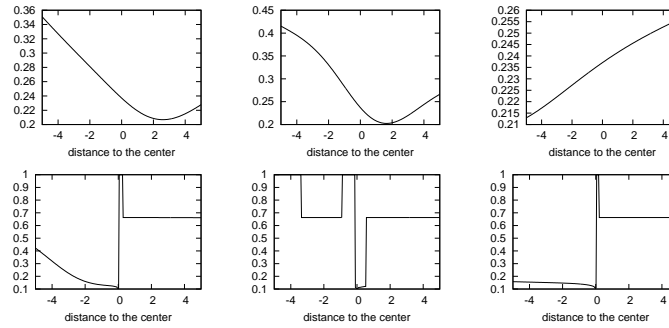


Fig. 5. Typical sections of fitness landscape for ESN-10 on the disc problem (1) **above**: around the initial null point (centre of x-axis) ; (2) **below**: around the best individual of one of the successful runs (centre of x-axis). Y-axis features the fitness.

6 Conclusion

Echo State Networks are able to perform rich dynamic behavioural patterns with only few real-valued parameters to optimise. This makes ESN a very good choice for classification, regression and time-series prediction, even compared to more complex approaches such as NN weight and topology optimisation algorithms. Yet, to date, applications of ESN have been limited to supervised learning tasks.

This paper has introduced ESN in the context of an unsupervised learning task. The proposed approach combines ESN with efficient Evolution Strategy algorithms (a $(1 + 1) - ES$ implementing the 1/5 success rule and the state-of-the-art CMA-ES algorithm). Experiments conducted on two benchmark problems from Multi-Cellular Artificial Embryogeny have shown that the proposed approach is clearly competitive, and yield even better average results, than by using NEAT, a state-of-the-art Neural Network topology optimisation algorithm.

ESN clearly outperform NEAT on average for the two problems, and also converge much faster: this confirms both their ability to model complex dynamics and the possible gain due to optimising in a smaller search space. Furthermore, NEAT results have a much larger variance. Whereas this can be thought as a defect demonstrating some lack of robustness, it can also turn out to be an advantage when the average values are comparable, as in the second experiment, as it witnesses the ability for the algorithm to find some very good solution, though very rarely. A deeper statistical study is required to assess (or not) this property.

Further analysis showed that the fitness landscape is very smooth around the initial solution, which might explain the good results in terms of speed of minimisation obtained with such a simple optimiser. This also suggests to try other optimisation strategies, using, or at least starting with, gradient based method in the first steps. At the other end of the process, it seems that the landscape is rather rough close to the (local) optima reached on the flag problems, in part due to the non-stabilisation of the developmental dynamical systems very close

to the solution. This in turn suggests to use an adaptive stopping criterion rather than a fixed user-defined number of iterations.

Current results, however, show that neither optimisation algorithms really had time to converge towards stable fitness values, even after 250000 evaluations. As a consequence, further runs will be conducted for a greater number of iterations to evaluate both approaches in the long term. Finally, all experiments have been performed with default parameters, both for generating ESN and tuning the ES optimisers. Results might possibly be improved with a fine tuning of these parameters. Future directions include optimising the meta-parameters implied in the generation of the ESN reservoir.

Acknowledgement

The authors would like to thank Anne Auger and Nikolaus Hansen for insightful comments and (last minute!) help regarding CMA-ES. This work is supported in part by the PASCAL Network of Excellence.

References

1. P. J. Angeline, G. M. Saunders, and J. P. Pollack. An evolutionary algorithm that constructs recurrent neural networks. *IEEE Transactions on Neural Networks*, 5(1):54–65, January 1994.
2. A. Auger and N. Hansen. A restart cma evolution strategy with increasing population size. In *Proceedings of the IEEE Congress on Evolutionary Computation (CEC 2005)*, pages 1769–1776, 2005.
3. S. Babinec. Evolutionary optimization methods in echo state networks. In *6th Czech-Slovak Workshop on Cognition and Artificial Life*, 2006.
4. W. Banzhaf. On the dynamics of an artificial regulatory network. In W. Banzhaf et al., editor, *ECAL'03*, pages 217–227. LNAI 2801, Springer Verlag, 2003.
5. H.-G. Beyer and H.-P. Schwefel. Evolution strategies : A comprehensive introduction. *Natural Computing: an international journal*, 1(1):3–52, 2002.
6. D. B. D'Ambrosio and K. O. Stanley. A novel generative encoding for exploiting neural network sensor and output geometry. In D. Thierens et al., editor, *GECCO'07*. ACM Press, 2007.
7. G. Dematos, M. Boyd, B. Kermanshahi, N. Kohzadi, and I. Kaastra. Feedforward versus recurrent neural networks for forecasting monthly japanese yen exchange rates. *Asia-Pacific Financial Markets*, 3(1):59–75, 1996.
8. A. Devert, N. Bredeche, and M. Schoenauer. Robust multi-cellular developmental design. In D. Thierens et al., editor, *GECCO'07*. ACM Press, 2007. Prepring available at <http://hal.inria.fr/inria-00145336/en/>.
9. P. Durr, C. Mattiussi, and D. Floreano. Neuroevolution with analog genetic encoding. In *PPSN IX*, pages 671–680, 2006.
10. S. E. Fahlman and C. Lebiere. The cascade-correlation learning architecture. In D. S. Touretzky, editor, *Advances in Neural Information Processing Systems*, volume 2, pages 524–532, Denver 1989, 1990. Morgan Kaufmann, San Mateo.
11. D. Federici and K. Downing. Evolution and development of a multicellular organism: scalability, resilience, and neutral complexification. *Artificial Life*, 12(3):381–409, 2006.

12. F. Gomez and R. Miikkulainen. Incremental evolution of complex general behavior. Technical Report AI96-248, 1, 1996.
13. T. G. W. Gordon and P. J. Bentley. Bias and scalability in evolutionary development. In *GECCO '05*, pages 83–90. ACM Press, 2005.
14. F. Gruau. Genetic synthesis of modular neural networks. In *ICGA-93*, pages 318–325. Morgan Kaufman, 1993.
15. K. Hornik, M. Stinchcombe, and H. White. Multilayer feedforward networks are universal approximators. *Neural Networks*, 2:359–366, 1989.
16. P. Husbands, T. Smith, N. Jakobi, and M. O’Shea. Better living through chemistry: Evolving gasnets for robot control. *Connection Science*, 10(3-4):185–210, 1998.
17. H. Jaeger. The Echo State approach to analysing and training recurrent neural networks. Technical Report GMD Report 148, German National Research Center for Information Technology, 2001.
18. H. Jaeger. Tutorial on training recurrent neural networks. Technical report, GMD Report 159, Fraunhofer Institute AIS, 2002.
19. H. Jaeger, H. Haas, and J. C. Principe, editors. *NIPS 2006 Workshop on Echo State Networks and Liquid State Machines*, 2006.
20. S. Kern, S. D. Müller, N. Hansen, D. Büche, J. Ocenasek, and P. Koumoutsakos. Learning probability distributions in continuous evolutionary algorithms: a comparative review. *Natural Computing*, 3(1):77–112, 2004.
21. T. Kohonen. *Self-Organizing Maps*, volume 30 of *Springer Series in Information Sciences*. Springer, Berlin, Heidelberg, 1995. (Second Extended Edition 1997).
22. Y. LeCun. Learning processes in an asymmetric threshold network. In E. Bienenstock, F. Fogelman-Soulié, and G. Weisbuch, editors, *Disordered systems and biological organization*, pages 233–240, Les Houches, France, 1986. Springer-Verlag.
23. Y. LeCun, B. Boser, J. S. Denker, D. Henderson, R. E. Howard, W. Hubbard, and L. Jackel. Backpropagation applied to handwritten zip code recognition. *Neural Computation*, 1(4):541–551, Winter 1989.
24. Y. LeCun, J. S. Denker, S. Solla, R. E. Howard, and L. D. Jackel. Optimal brain damage. In D. Touretzky, editor, *NIPS’89*. Morgan Kaufman, 1990.
25. J. F. Miller. Evolving a self-repairing, self-regulating, french flag organism. In *GECCO*, pages 129–139, 2004.
26. D. E. Moriarty. Symbiotic evolution of neural networks in sequential decision tasks. Technical Report AI97-257, 1, 1997.
27. M. C. Ozturk, D. Xu, and J. C. Principe. Analysis and design of echo state networks. *Neural Computation*, 19(1):111–138, 2007.
28. B. A. Pearlmutter. Gradient calculations for dynamic recurrent neural networks: A survey. *IEEE Transactions on Neural Networks*, 6:1212–1228, 1995.
29. I. Rechenberg. *Evolutionsstrategie: Optimierung technischer Systeme nach Prinzipien der biologischen Evolution*. Frommann-Holzboog, Stuttgart, 1973.
30. D. E. Rumelhart, G. E. Hinton, and J. L. McClelland. *Exploration in Parallel Distributed Processing*. MIT Press, 1988.
31. K. O. Stanley and R. Miikkulainen. Evolving neural networks through augmenting topologies. *Evolutionary Computation*, 10(2):99–127, 2002.
32. P. J. Werbos. *Beyond Regression: New Tools for Prediction and Analysis in the Behavioral Sciences*. PhD thesis, Harvard University, Cambridge, Mass., November 1974.
33. D. Whitley, F. Gruau, and L. Pyeatt. Cellular encoding applied to neurocontrol. In *ICGA ’95*, pages 460–467. Morgan Kaufman, 1995.
34. X. Yao. Evolving artificial neural networks. *Proceedings of the IEEE*, 87(9):1423–1447, 1999.