



Combined Optimal Control of Activation and Transmission in Delay-Tolerant Networks

Eitan Altman, Amar Prakash Azad, Tamer Basar, Francesco de Pellegrini

► To cite this version:

Eitan Altman, Amar Prakash Azad, Tamer Basar, Francesco de Pellegrini. Combined Optimal Control of Activation and Transmission in Delay-Tolerant Networks. IEEE/ACM Transactions on Networking, IEEE/ACM, 2013, 21 (2), pp.482-494. 10.1109/TNET.2012.2206079 . hal-00918695

HAL Id: hal-00918695

<https://hal.inria.fr/hal-00918695>

Submitted on 14 Dec 2013

HAL is a multi-disciplinary open access archive for the deposit and dissemination of scientific research documents, whether they are published or not. The documents may come from teaching and research institutions in France or abroad, or from public or private research centers.

L'archive ouverte pluridisciplinaire **HAL**, est destinée au dépôt et à la diffusion de documents scientifiques de niveau recherche, publiés ou non, émanant des établissements d'enseignement et de recherche français ou étrangers, des laboratoires publics ou privés.

Combined Optimal Control of Activation and Transmission in Delay Tolerant Networks

Eitan Altman and Amar Prakash Azad

INRIA, 2004 Route des Lucioles 06902 Sophia-Antipolis Cedex, France
 {altman, azad}@sophia.inria.fr

Tamer Başar

Univ. Illinois, 1308 W. Main, Urbana, IL 61801-2307, USA
 basar1@illinois.edu

Francesco De Pellegrini

CREATE-NET, via Alla Cascata 56 c, 38100 Trento, Italy
 francesco.depellegrini@create-net.org

Abstract—Performance of a delay tolerant network has strong dependence on the nodes participating in data transportation. Such networks often face several resource constraints especially related to energy. Energy is consumed not only in data transmission but also in listening and in several signaling activities. On one hand these activities enhance the system’s performance while on the other hand, they consume significant amount of energy even when they do not involve actual node transmission. Accordingly, in order to use energy efficiently, one may have to limit not only the amount of transmissions but also the amount of nodes that are active at each time. Therefore we study two coupled problems: i) the activation problem which determines when a mobile will turn on in order to receive packets, and ii) the problem of regulating the beaconing. We derive optimal energy management strategies by formulating the problem as an optimal control one, which we then explicitly solve.

We also validate our findings through extensive simulations which are based on contact traces.

Index Terms—Optimal control, fluid models, delay tolerant networks, threshold policies

I. INTRODUCTION

During the last few years, there has been a growing interest in Delay Tolerant Networks (DTNs) [1], [2]. In such networks, no continuous connectivity guarantee can be given [3], [4]. Nevertheless, messages can still arrive at their destination thanks to the mobility of some subset of nodes that carry copies of the message. One central problem in DTNs is the routing of packets towards the intended destination, since mobile nodes rarely possess *a priori* information on the encounter pattern. This is also known as the zero knowledge scenario [5], [6]. One intuitive solution is to disseminate multiple copies of the message in the network, thereby increasing the probability that at least one of them will reach the destination node within a given time window [4].

The above scheme is referred to as epidemic-style forwarding [7], which is similar to the spread of infectious diseases. Each time a message-carrying node encounters an uninfected node, it infects this node by passing on the message. Finally, the destination receives the message when it meets an infected node. In this paper, we refer to a more efficient variant of the plain epidemic routing, namely the *two hop routing protocol*. The source transmits copies of its message to all mobiles

it encounters, but the latter relay the message only if they meet the destination [8]. In this framework, we study the problem of optimal control of both routing and activation of relays; our objective is to maximize the probability of message delivery to the destination before a given deadline expires while satisfying specific energy constraints. Henceforth, our focus here is solely on *two hop routing protocol*.

In particular, being mostly composed of battery operated mobile terminals, the functioning of a mobile DTN depends on its overall energy budget. Such energy budget has to accommodate the cost of energy expended on two major operations, namely, message *forwarding* and node *beaconing*¹. Typically, a finite energy cost accrues every time a message is transmitted and received. Furthermore, in DTNs, due to the need of continuous node discovery, relay nodes spend substantial energy for periodic beaconing.

Thus the energy budget has to be controlled in order to cope with two distinct trade-offs:

- i The higher the number of message copies, the smaller the message delay. This gain comes at the price of a higher energy expenditure, because of forwarding more messages.
- ii Since when a relay performs beaconing it depletes its battery charge over time, it is possible to make relays active, i.e. to start their beaconing operations at different points in time, in order to better schedule the use of their battery charge. This can be done, e.g., using wake-up timers.

To overcome these difficulties, previous research in context of sensor network have discussed the benefit of optimal activation times of deployed sensor nodes [9]–[11]. Given a finite DTN energy budget, a natural way to optimize the network performance is to control a number of DTN parameters; we focus here on two such parameters. The first one is the *beaconing rate*, which controls the power by which relay nodes operate their transceivers; this has an effect on the so called inter-meeting rate [3], [4]. The second one is the *time when relay nodes are activated*.

¹A periodic signaling for node discovery prior to message reception.

Symbol	Meaning
ξ	inter-meeting intensity
μ	active nodes death rate
T	timeout value
$X(t)$	fraction of nodes having the message at time t (excluding the destination) in a controlled dynamics
$\bar{X}(t)$	fraction of nodes having the message at time t in an uncontrolled dynamics ($U(t)=1$)
$Y(t)$	fraction of the active nodes not having the message at time t
$\mathcal{E}(t)$	energy expenditure by the whole network in $[0, t]$
$U(t)$	energy control at time t , $U(t) \in [u, 1]$, $u \geq 0$
$V(t)$	activation rate at time t
$K(t)$	upper bound of the activation rate: $0 \leq V(t) \leq K(t)$
x	maximum number of message copies due to energy constraint
z	$:=X(0)$
$\mathcal{D}(t)$	CDF of the message delay
ℓ	optimal activation threshold
h^*	optimal energy control threshold

TABLE I: Main notation used throughout the paper

Our goal here is to obtain jointly optimal transmission and activation control policies that maximize the probability of successful delivery of the message by some time T , given the total energy budget and a bound on the activation rate of the relay nodes. As such, this appears to be the first study that addresses a combined modeling and optimization of beaconing, activation and routing for mobile ad hoc DTNs.

We leverage fluid approximations of the system dynamics, and use tools from optimal control theory to obtain a closed-form dynamic optimal policy. As we will see later, this turns out to be a two-dimensional threshold type policy. We validate the model and the results using extensive simulations.

The remainder of the paper is structured as follows: we introduce the model and problem in section II, which we solve in sections III-IV. In section V, we extend the model to allow for unbounded activation rates. In section VI, we validate the model via numerical investigation and discuss the results with real world traces. Section VII briefly surveys the related literature, followed by concluding remarks of section VIII.

Main contributions

Compared with the existing literature, this paper makes the following two main contributions:

1) Our model explicitly accounts for the maximum allowed energy expenditure, the delivery probability within a given deadline, and the activation of relays. It also accounts for the impact of beaconing on the battery depletion of activated relays, a quite important aspect for mobile DTNs where network operations heavily depend on node discovery.

2) We provide a formulation rooted in optimization, which entails *joint* optimization of the activation control and the transmission control in order to maximize the time-constrained delivery probability. This is a non-standard dynamic optimization problem formulated with coupled controls. Once solved, interesting properties of the optimal solution and the special role of the control on the relay activation have emerged.

II. SYSTEM MODEL

For ease of reading, we collect all the main symbols used in the paper in Table I. We consider a network of $N + 1$ mobile nodes, where one of them, the *source*, has a message to send

to a destination node. We adopt the two hop routing relay policy, so that the source relays to mobiles which do not have the message but a relay transfers the message if and only if it meets the destination node. This relay strategy is *monotone* [12] because the number of copies of the message increases over time.

The time between contacts of any two nodes is assumed to be exponentially distributed with parameter ξ_N (dependent on number of nodes). The validity of such a model has been discussed in [13], and its accuracy has been shown for a number of mobility models (Random Walker, Random Direction, Random Waypoint). The contact rate ξ_N is known to converge ξ when the number of nodes grows large, under the fluid approximations (see [14]–[16]). We explain fluid approximations in more detail later in this section. We assume that the message that is transmitted is relevant for some time T . We do not assume any feedback that allows the source or other mobiles to know whether the message has made it successfully to the destination within the allotted time T .

Each mobile sends periodically beacons to inform the source that they are in radio range. The source can transfer the message according to its forwarding policy. A relay node may already have a copy of the message: for such a node beaconing is not required, which may save considerable amount of energy. In what follows, we assume, that relays beacon until they get a message copy from the source. However, some nodes can switch to inactive state to save energy.

Accordingly, we define the state of a tagged node as falling into one of the three categories:

- i. **inactive**: the tagged node does not take part in any communication;
- ii. **activated**: the tagged node does not have a message copy, it keeps beaconing until it receives a message copy;
- iii. **infected**: a node with a message is active but it does not send beacons.

We assume that once a node becomes infected, it preserves energy for the last transmission of the message to the destination node, in case it meets destination before time T .

Notice that the average lifetime of a mobile may be considerably shorter than the bound T . This limited lifetime is due to constraints on the total energy consumed: two hop routing is particularly convenient since a relay does not use much energy in transmission; however, the impact of beaconing is substantial in comparison to transmission energy. In this respect we model the lifetime of an activated mobile as an exponential random variable with average value μdU : this model captures the fact that the battery empties with rate μdU if it uses power level $U(t)$. To this respect $\mu > 0$ is the maximum battery consumption rate.

A. The Control

There are two parameters that are controlled:

- a. *activation rate control*: inactive mobiles do not contribute to communications in the DTN and do not use energy. By activating fewer/more mobiles per unit of time, one can use resources when needed. The activation rate at time t is denoted by $V(t)$.

b. *transmission control* ($U(t)$): the beaconing transmission power is controlled in order to mitigate the battery discharge of active relay nodes. The transmission control at time t is denoted by $U(t)$.

Let $\{T_n\}$ be the sequence of instants where some event occurs: either an encounter takes place between two mobiles, or an activation of a mobile. Only at these times the Markov chain representing the state $(\tilde{X}_N, \tilde{Y}_N)$ may change, where \tilde{X}_N is the process that represents the number of nodes (out of N total nodes) that have the message, and where \tilde{Y}_N represents the number of active mobiles (out of N total nodes) at time t .

Next, we introduce the fluid model used in the rest of the paper. Approximation of Markov chains through differential equations is a well known technique; see for example [17] for a survey. The use of fluid approximations is a standard tool in modeling epidemic forwarding [14]–[16]. The approximation is known to be tight as the population of nodes grow; more precisely, if one increases the rate of events by a factor N , then the sample paths of the Markov chain $(\tilde{X}_N, \tilde{Y}_N)$, scaled by a factor of $1/N$, are known to converge in probability to the solution of the limiting differential equation (under the so called regime of vanishing intensities [18], which holds indeed in the case of uniform mobility under constant node density). This differential equation, which we introduce below, is the starting point in our analysis.²

Fluid Approximations

Let $X(t)$ be the fraction of the mobile nodes that have at time t a copy of the message. Let $Y(t)$ denote the fraction of active mobiles at time t which do not have a copy of the message. $V(t)$ denotes the activation rate at time t and $U(t)$ denotes the transmission control. $(X(t), Y(t))$ grows at a rate given by the following pair of coupled differential equations:

$$\dot{X}(t) = U(t)Y(t)\xi \quad (1)$$

$$\dot{Y}(t) = -U(t)Y(t)(\xi + \mu) + V(t) \quad (2)$$

The term $U(t)Y(t)\xi$ above represents the increase in the number of mobiles with copies of the message: it is due to encounters between the source with active mobiles without messages where each of these encounters has rate ξ . Clearly, at time $t = 0$ no active nodes exist: by continuity, $Y(0) = 0$.

We also assume that $U(t) \in [u, 1]$ for some $u \geq 0$, and the activation rate V is bounded as $0 \leq V(t) \leq K(t)$, $0 \leq t \leq T$, where $K(t)$ is a piecewise continuous function. Without loss of generality, we further assume that $\int_0^T V(t)dt = 1$, i.e., we assume that horizon T is long enough to activate all nodes. Let the set of functions $\mathcal{V} : \{V(\cdot)\}$ satisfying these two constraints (non-negativity and upper bounds, and unit area).

We note that from the control formulation point of view, one can find some earlier work (e.g. [12], [19]) where multiplicative control has been used in the context of delay

tolerant networks. To our knowledge, this is the first paper to include both an additive control (activation control $V(\cdot)$) and a multiplicative one ($U(\cdot)$).

Delivery Delay Distribution

The probability distribution of delay T_d , denoted by $\mathcal{D}(t) := P(T_d < t)$ is given by (see [20, Appendix A]),

$$\tilde{\mathcal{D}}_N(t) = 1 - (1 - z)E \left[\exp \left(-\xi_N \int_{s=0}^t \tilde{X}_N(s)ds \right) \right]. \quad (3)$$

In the mean field limit this gives

$$\mathcal{D}(t) = 1 - (1 - z) \exp \left(-\xi \int_{s=0}^t X(s)ds \right), \quad (4)$$

(where $\mathcal{D}(t) = \lim_{N \rightarrow \infty} \tilde{\mathcal{D}}_N(t)$, $\xi = \lim_{N \rightarrow \infty} \xi_N(t)$, and $X(t) = \lim_{N \rightarrow \infty} \tilde{X}_N(t)/N$.) Note that because of monotonicity, maximizing $\mathcal{D}(t)$ in (4) is equivalent to maximizing $\int_{s=0}^t X(s)ds$. We note also that since the mean field limit is simply the expectation of the Markov chain, i.e. $X(t) = E[\tilde{X}(t)]$, then we have by Jensen's inequality $\tilde{\mathcal{D}}_N \leq \mathcal{D}$. Thus $\mathcal{D}(t)$ is not only the mean field limit of the probability of successful delivery as N grows, but it is also a bound for the successful delivery probability (for every N).

Energy Consumption

In what follows, we will consider the case when the total energy consumed by the network is bounded. Let $\epsilon > 0$ be the energy consumed by the network for transmission and reception of a single copy of the message (rescaled by N). Thus, the total energy consumed by the network for transmission and reception of message copies during $[0, T]$ is $\epsilon(X(T) - X(0))$.

Also, we need to account for the energy expenditure due to beaconing: the beaconing power used at time t by active relays is proportional to $U(t)Y(t)\xi$ so that the energy expenditure in $[0, T]$ due to beaconing is

$$\mu \int_0^T U(s)Y(s)ds = \frac{\mu}{\xi}(X(T) - X(0)) \quad (5)$$

Hence, it follows that the total energy consumed in time T is $\mathcal{E}(T) = (\epsilon + \frac{\mu}{\xi})(X(T) - X(0))$.³

Remark 2.1: Observe that the linearity of the cost of beaconing in the number of generated copies is a feature of two hop routing; it is not a general property that applies to other protocols, such as epidemic routing.

B. The Optimization Problem

Our goal is to obtain *joint optimal* policies for the activation $V(t)$ and the transmission control $U(t)$, with $U(t) \in [u, 1]$, and $V(\cdot)$ satisfying the additional upper-bound and integral constraints introduced earlier, that solve

$$\max_{\{V(\cdot) \in \mathcal{V}, U(\cdot)\}} \mathcal{D}(T), \quad \text{s.t. } X(T) \leq x, X(0) = z, \quad (6)$$

³In the fluid limit approximation, the constraint forces the energy expended in the network to scale sub-linearly with the number of nodes, i.e., $\lim_{N \rightarrow \infty} \frac{1}{N} \mathcal{E}(T) < \infty$.

²This mean field limit is not only an approximation but turns out to be the exact expected value of the Markov chain. This property is due to the fact that the forwarding policy is the two-hop routing, so that the total intensity of the contact process of the source with relays is linear in N , and one can then use the argument in [18].

where x and z ($x > z$) are specified. Recall that maximizing $\mathcal{D}(T)$ is equivalent to maximizing $\int_0^T X(t)dt$.

III. OPTIMAL CONTROL

The solution to the problem will be shown to consist of policies involving two thresholds, one beyond which we stop activating mobile terminals, and the other beyond which we stop transmitting beacons. Various methodologies have been developed to establish the threshold structure of optimal transmission policies in DTNs: one based on the Pontryagin maximum principle [12], another based on some sample path comparisons [21], some on stochastic ordering, etc. These approaches, developed in the context of DTNs with one type of population, are not applicable to our problem since the model is no longer scalar. Accordingly, we develop a new approach that establishes the optimality of a threshold type policy for the activation control, following which we use Pontryagin's maximum principle [22].

To obtain the optimal solution we first hold $U(t) \in [u, 1]$ fixed, carry out optimization with respect to $V(\cdot)$, and then we substitute the optimal $V(\cdot)$, $V^*(\cdot)$, into the objective function and carry out a further maximization with respect to $U(\cdot)$. For the first step, it is convenient to write the integral of $X(\cdot)$ explicitly as a function $V(\cdot)$, which turns out to be linear :

$$\int_0^T X(t)dt = \xi \int_0^T m(t)V(t)dt, \quad (7)$$

where $m(\cdot)$ is some appropriate function, an expression for which is provided in the next subsection.

A. Optimal Activation Control

With $U(t) \in [u, 1]$ fixed, we now first justify the equivalence (7), with an explicit expression for $m(\cdot)$, and then show that $m(\cdot)$ is non-increasing. This will allow us to conclude that the optimum choice for $V(\cdot)$ is of threshold form.

Lemma 3.1: Equivalence in (7) holds, with the expression for $m(\cdot)$ given by eq. (11) in the proof below.

Proof. To derive the equivalent form, we solve the coupled equations (1)-(2) in terms of $V(\cdot)$ and $U(\cdot)$ with zero initial conditions. Let

$$\Phi(t, T) = \exp\left(-(\xi + \mu) \int_T^t U(s)ds\right). \quad (8)$$

Plugging (8) in (2) with zero initial conditions, we obtain

$$Y(t) = \int_0^t \Phi(t, s)V(s)ds = \Phi(t, 0) \int_0^t \Phi(0, s)V(s)ds \quad (9)$$

Again, using (9) in (1) we obtain

$$X(t) = \xi \int_0^t d\sigma U(\sigma)\Phi(\sigma, 0) \int_0^\sigma \Phi(0, s)V(s)ds \quad (10)$$

Letting $dW := U(\sigma)\Phi(\sigma, 0)d\sigma$, and then integrating by parts, we obtain

$$\begin{aligned} X(t) &= \xi \int_0^t dW(\sigma) \int_0^\sigma \Phi(0, s)V(s)ds \\ &= \xi W(t) \int_0^t \Phi(0, s)V(s)ds - \xi \int_0^t W(\sigma)\Phi(0, \sigma)V(\sigma)d\sigma \end{aligned}$$

Using the above equation, we can express the original objective function as follows:

$$\begin{aligned} \int_0^T X(t)dt &= \xi \left[\int_0^T W(t) \int_0^t \Phi(0, t)V(t)dt \right. \\ &\quad \left. - \int_0^T \int_0^t W(\sigma)\Phi(0, \sigma)V(\sigma)d\sigma \right] \end{aligned}$$

Notice that we can simplify it further by integration by parts. Defining Z through $dZ = W(t)dt$, we have

$$\begin{aligned} \int_0^T X(t)dt &= \\ &\xi \left[Z(T) \int_0^T \Phi(0, t)V(t)dt - \int_0^T Z(t)\Phi(0, t)V(t)dt \right. \\ &\quad \left. - T \int_0^T W(t)\Phi(0, t)V(t)dt + \int_0^T W(t)\Phi(0, t)V(t)dt \right] \end{aligned}$$

which implies (7) where $m(t)$ is given by

$$\begin{aligned} m(t) &= Z(T)\Phi(0, t) - Z(t)\Phi(0, t) \\ &\quad - TW(t)\Phi(0, t) + tW(t)\Phi(0, t) \quad (11) \end{aligned}$$

which concludes the proof. \diamond

Lemma 3.2: $m(t)$ is non-increasing in t for all $U(\cdot) \geq 0$, and is monotonically decreasing for $U(t) > 0$. Moreover, the expression for $m(\cdot)$, as given in (11), can equivalently be written as

$$m(t) = \int_t^T (T-s)U(s)\Phi(s, 0)ds\Phi(0, t) \quad (12)$$

where

$$\Phi(s, 0) = \exp\left(-\int_0^s U(s)ds\right)$$

Proof. The expression for $m(t)$ in (11) can first be simplified using $W(s) = \int_0^s d\sigma U(\sigma)\Phi(\sigma, 0)$ and deriving

$$Z(t) = tW(t) - \int_0^t sU(s)\Phi(s, 0)ds$$

The expression for $m(t)$ in (12) now follows from direct calculations.

Using the fact that $\Phi(t, 0)\Phi(0, t) = 1$, and

$$\frac{d}{dt}\Phi(0, t) = (\xi + \mu)U(t)\Phi(0, t),$$

we obtain

$$\frac{dm(t)}{dt} = -(T-t)U(t) - (\xi + \mu)U(t)m(t),$$

which is non-positive for all $t \in [0, T]$ since $m(t)$ is non-negative, and is strictly negative whenever $U(t) > 0$. \diamond

Let us define

$$\ell := \inf \left\{ t \in (0, T] : \int_0^t K(s)ds = 1 \right\}. \quad (13)$$

In view of the results of Lemma 3.1 and Lemma 3.2, we have the following.

Theorem 3.1: The optimal policy V^* exists and is given by

$$V^*(t) = \begin{cases} K(t) & \text{if } 0 \leq t \leq \ell, \\ 0 & \text{otherwise.} \end{cases} \quad (14)$$

Note that due to threshold policy the nodes are activated till time l . By definition (13), l denotes the time till all nodes are activated (within time T) for optimal activation policy.

Proof : Any activation policy V can be viewed as a probability measure over $[0, T]$; let us call Q^* and Q two random variables having densities V^* and V respectively, where V^* is defined by eq. (14), and where V is some other arbitrary policy. By construction, $\mathbb{P}[Q > t] \geq \mathbb{P}[Q^* > t]$. Since m is continuous, for $t \in I = m([0, T])$ we can define $\underline{t} = \min(m^{-1}(t))$ so that

$$\mathbb{P}[m(Q^*) > t] = \mathbb{P}[Q^* \leq \underline{t}] \geq \mathbb{P}[Q \leq \underline{t}] = \mathbb{P}[m(Q) > t]$$

which concludes the proof since $\mathbb{E}m(Q^*) \geq \mathbb{E}m(Q)$. \diamond

In the rest of the development, we will assume that $V(s)$, seen as a measure, is non-degenerate, i.e., when it is applied at time t , nodes are activate with positive probability from t onwards. Formally, we will employ the following

Corollary 3.1: Let $\int_0^\delta V(s)ds > 0$ for any $\delta > 0$. Then,

$$Y(t) > 0, \forall t > 0 \quad (15)$$

Also, $X(t)$ is a non-decreasing function for all $t > 0$, and is a monotone increasing function when $U(t)$ is strictly positive.

Remark 3.1: (Turnpike property) We note from Theorem 3.1 that for all T large enough (in fact for all T that satisfy $\int_0^T K(s)ds \geq 1$), the optimal threshold ℓ is the same.

B. Optimal Transmission Control

In the previous subsection we characterized the optimal activation policy. We now proceed to derive the optimal transmission policy. From Corollary 3.1, $X(t)$ is a monotonic increasing function. Furthermore we notice that similarly to what was shown in [12], the controlled dynamics X with $U(t)$ can be interpreted as a slower version of the *uncontrolled* dynamics of X , i.e., the dynamics obtained when $U(t) = 1$. In this subsection, we first derive the uncontrolled dynamics for a general activation policy. This will then enable us to derive the optimal control policy in closed form.

1) *Uncontrolled Dynamics:* Let $\bar{X}(t)$ denote the *uncontrolled dynamics* of the system: it is the fraction of infected mobiles when $U(t) = 1$ for $0 \leq t \leq T$.

Proposition 3.1: For a given activation policy V , the fraction of infected nodes under $U(t) = 1$ and $X(0) = z$ is

$$\bar{X}(t) = \frac{\xi}{\xi + \mu} \int_0^t (1 - e^{-(\xi + \mu)(t-s)}) V(s) ds + z \quad (16)$$

Proof : From (1) and (2) we have

$$\begin{aligned} \dot{X}(t) + \frac{\xi}{\xi + \mu} \dot{Y}(t) &= \frac{\xi}{\xi + \mu} V(t) \\ \Rightarrow X(t) + Y(t) \frac{\xi}{\xi + \mu} &= \frac{\xi}{\xi + \mu} \int_0^t V(s) ds + z \\ \Rightarrow Y(t) &= (f(t) - X(t)) \frac{\xi + \mu}{\xi} \end{aligned} \quad (17)$$

where we have introduced $f(t) := \frac{\xi}{\xi + \mu} \int_0^t V(s) ds + z$, which depends only on the activation control. The uncontrolled version $\bar{X}(t)$ is obtained by substituting (17) in (1) for $U(t) = 1$,

which leads to: $\dot{\bar{X}} + (\xi + \mu)\bar{X} = (\xi + \mu)f$. The solution is :

$$\bar{X}(t) = e^{-(\xi + \mu)t} \int_0^t e^{(\xi + \mu)s} \xi \int_0^s V(r) dr ds + z. \quad (18)$$

Further, by integration by parts we obtain (16). \diamond

Remark 3.2: For any given activation policy V : we substitute (17) into (1) to obtain a single differential equation, which is equivalent to the original system (1)-(2), i.e.,

$$\dot{X} = U(t) \xi g(X, t), \quad (19)$$

where $g(X, t) := (f(t) - X(t)) \frac{\xi + \mu}{\xi}$.

Remark 3.3: Considering (16), if we let $W(r) = \frac{\xi}{\xi + \mu} (1 - e^{-(\xi + \mu)r}) \mathbb{1}_{\{r \geq 0\}}$, the uncontrolled trajectory appears as the convolution $\bar{X} = W * V$, i.e., it can be seen as the linear transformation of the basic two hop dynamics via the kernel V imposed by the activation policy. In fact, since we can interpret V as a measure with total mass 1, in the singular case, i.e., when $\mu = 0$ and $V = \delta(t)$, we obtain $\bar{X}(t) = (1 - e^{-\xi t}) + z$, i.e., the case of plain two hop routing, as expected.

We observe also that in case $U(t) = c$, $t \in [0, T]$, $u \leq c \leq 1$ is a constant energy control policy, a simple time-rescaling argument offers

$$X(t) = \frac{\xi}{\xi + \mu} \int_0^t (1 - e^{-c(\xi + \mu)(t-s)}) V(s) ds + z = \bar{X}(ct). \quad (20)$$

In the following, using the uncontrolled dynamics of the system, we can obtain the explicit form of the optimal transmission control using the maximum principle [23].

2) Optimal Control:

Definition 3.1: A policy U restricted to take values in $[u, 1]$ is called a threshold policy with parameter h if $U(t) = 1$ for $t \leq h$ a.e. and $U(t) = u$ for $t > h$ a.e..

Theorem 3.2: Consider the problem of maximizing $\mathcal{D}(T)$ with respect to $U(\cdot)$ subject to the constraint $X(T) \leq x + z$, under the activation control V .

- i. If $\bar{X}(T) \leq x + z$, then the optimal policy is $U(t) = 1$.
- ii. If $\bar{X}(uT) > x + z$, then there is no feasible solution.
- iii. If $\bar{X}(T) > x + z > \bar{X}(uT)$, then there exists a threshold policy. An optimal policy is necessarily a threshold one in the form

$$U^*(t) = \begin{cases} 1 & \text{if } t \leq h^* \\ u & \text{if } t > h^* \end{cases} \quad (21)$$

Proof : Parts (i) and (ii) follow immediately from the fact that X is monotonically non-decreasing. We thus proceed with part (iii), working under the assumption $\bar{X}(T) > x + z > \bar{X}(uT)$. Fix any activation policy V ; then from the Remark 3.2 we need to solve

$$\max_{U(\cdot) \in [u, 1]} \int_0^T X(t) dt, \text{ s.t. } \dot{X}(t) = U(t) \xi g(X(t), t)$$

We use the maximum principle to solve this problem. Introduce the Hamiltonian

$$H(X, p, U) = X(t) + (\xi + \mu)U(t)p(t)(f(t) - X(t)),$$

where $p(\cdot)$ is the co-state variable. Since H is linear in U , the optimal control takes the extreme values u and 1 depending

on whether H is positive or negative (it will be clear from the arguments below that the case $H = 0$ occurs on a set of Lebesgue measure zero). From (17), we know that $f(t) - X(t) > 0$ for all t . Hence the sign of H depends solely on that of p . Thus we arrive at the simple optimality condition:

$$U(t) = \begin{cases} 1, & \text{if } p > 0 \\ u, & \text{if } p < 0 \end{cases} \quad (22)$$

The co-state variable is generated by

$$\begin{aligned} \dot{p}(t) &= -\frac{dH}{dX} = -[1 - (\xi + \mu)U(t)p(t)] \\ &= -1 + (\xi + \mu)U(t)p(t) \end{aligned} \quad (23)$$

Notice that we already know (based on linearity) that there must be at least one switch; in fact, if there is no switch, the only viable control would be either $U(t) = u$ or $U(t) = 1$ for all $t \in [0, T]$, which is not possible because cases (i) and (ii) are excluded by assumption.

We now prove that the optimal policy is of the threshold type by showing that there can be only one switch. There are three cases to consider based on the sign of $p(0)$ in (23).

Let us first consider the case $p(0) < 0$: from (23) then $U(0) = u$ and further from this we can say that $\dot{p}(0) < 0$. This means that $p(0^+) < p(0) < 0$. Hence $p(t)$ will never change sign, which contradicts the switching condition.

Let us next consider the case $p(0) > 0$ and $-1 + p(t)U(t)(\xi + \mu) > 0$. This implies $U(0) = 1$ and $\dot{p}(0) > 0$, i.e., $p(0^+) > p(0) > 0$. Hence the sign of $p(t)$ always remains positive and optimal control remains at $U = 1$. This again contradicts our assumptions.

Hence the only remaining possibility is that $p(0) > 0$ but $-1 + p(t)U(t)(\xi + \mu) < 0$. This implies $U(0) = 1$ but $\dot{p}(0) < 0$, i.e., $p(0^+) < p(0)$. Notice that the sign of $\dot{p}(t)$ remains negative as long as $p(t)$ is decreasing until time h when value $p(h) = 0$ is attained. Furthermore, $p(h^+) < 0$ and $\dot{p}(h^+) < 0$, and the same reasoning of the previous case applies.

We see that the optimal control starts at $U(0) = 1$ but switches to $U(h) = u$ and never returns back. This satisfies the switching condition and guarantees that optimal control has exactly one switch. The optimal control is then given by

$$U(t) = \begin{cases} u, & \text{if } t > h^* \\ 1, & \text{if } t \leq h^* \end{cases} \quad (24)$$

where h^* can be computed using the procedure above. \diamond

IV. JOINT OPTIMAL CONTROL

The analysis above have clearly led to the complete solution of the optimization problem (6), which is captured below.

Theorem 4.1: For the optimization problem (6), the solution is given by the optimal activation control $V^*(t)$ applied jointly with the corresponding threshold policy (as optimal transmission control) given in Thm. 3.2.

Proof : The joint optimization problem, given by (6), can be equivalently expressed by

$$\max_{\{V(\cdot) \in \mathcal{V}, U(\cdot)\}} \int_0^T X(t), \quad \text{s.t.} \quad X(T) \leq x, X(0) = z, \quad (25)$$

where x and z ($x > z$) are specified.

It is direct from Lemma 3.1, the joint optimal control is equivalent to step wise optimal control of $V(\cdot)$ for any $U(\cdot)$ and the optimal control of $U(\cdot)$. Therefore, the proof is direct using Thm. 3.1 and Thm. 3.2. \diamond

A. Activation and Transmission Thresholds

We have seen that the optimal policies are characterized by two scalar quantities, ℓ and h^* , taking values in $(0, T)$. One interesting question now is whether one should wait for all the nodes to be activated before switching off the transmission control or not, i.e., whether it should be $h^* \leq \ell$ or $h^* > \ell$. If $h^* \leq \ell$, it is then possible to activate a smaller number of relays with consequent energy savings; thus it is of interest to know the relative order of the thresholds h^* and ℓ .

For ease of following the development below, let us introduce \underline{X} as the optimal dynamics for $t \geq h^*$: from (1)-(2) and fixing the control $U(t) = u$ for $t \in [h^*, T]$, with initial condition $X(0) = \overline{X}(h)$, we have

$$\dot{\underline{X}}(t) + u(\xi + \mu)\underline{X}(t) = u(\xi + \mu)f$$

Hence, the optimal dynamics for $t \geq h^*$ is of the form

$$\begin{aligned} \underline{X}(t) &= e^{-u(\xi+\mu)(t-h)} \int_0^t e^{u(\xi+\mu)s} (\xi + \mu)u f(s+h) ds \\ &\quad + \overline{X}(h)e^{-(\xi+\mu)(t-h)}, \quad t > h. \end{aligned}$$

Notice that $X(T) = \underline{X}(T) = x$. Without loss of generality we assume $z = 0$ in the rest of the paper unless specified, for the sake of simplicity.

Theorem 4.2: If $T > \max\{h^*, \ell\}$, then the following relation holds for the bound x and the threshold h^* :

$$\begin{aligned} h^* &> \ell, & \text{if } x > \overline{X}(\ell) + \Delta X(\ell, T), \\ h^* &\leq \ell, & \text{otherwise,} \end{aligned} \quad (26)$$

where

$$\begin{aligned} \overline{X}(\ell) &= \frac{\xi}{\xi + \mu} \int_0^\ell (1 - e^{-(\xi+\mu)(\ell-s)}) V(s) ds, \\ \Delta X(\ell, T) &= \left(\frac{\xi}{\xi + \mu} - \overline{X}(\ell) \right) (1 - e^{-u(\xi+\mu)(T-\ell)}). \end{aligned}$$

$\overline{X}(\ell)$ denotes the uncontrolled growth of X in $t = (0, \ell]$ and $\Delta X(\ell, T)$ refers to the increment in X in $(\ell, T]$ under the controlled dynamics (with $U = u$).

Proof : We first consider the case when $h^* > \ell$ and show that for large values of the threshold h^* , $X(T)$ is also large. Further we consider the case when $h^* \leq \ell$ and show that still the behavior holds true. Consequently we can conclude that the result holds.

When $h^* > \ell$, $X(T) = x$ can be expressed as a summation of three terms as follows:

$$x = \Delta X(0, \ell) + \Delta X(\ell, h^*) + \Delta X(h^*, T) \quad (27)$$

where $\Delta X(t_1, t_2) = X(t_2) - X(t_1)$. The following dynamics will be valid over the corresponding intervals:

$$\dot{\bar{X}}(t) + (\xi + \mu)\bar{X}(t) = (\xi + \mu)f(t), \quad 0 < t \leq \ell \quad (28)$$

$$\dot{\bar{X}}(t) + (\xi + \mu)\bar{X}(t) = (\xi + \mu)f(\ell), \quad \ell < t \leq h^* \quad (29)$$

$$\dot{\underline{X}}(t) + u(\xi + \mu)\underline{X}(t) = u(\xi + \mu)f(\ell), \quad h^* < t \leq T \quad (30)$$

The first term $\Delta X(0, \ell)$ is given by (16):

$$\Delta X(0, \ell) = \frac{\xi}{\xi + \mu} \int_0^\ell (1 - e^{-(\xi + \mu)(\ell - s)}) V(s) ds$$

Similarly $\Delta X(\ell, h^*)$ is obtained from (29) with initial condition $\bar{X}(\ell)$, and subsequently $\Delta X(h^*, T)$ is obtained from (30) with initial condition $\bar{X}(h^*)$. Finally we can express x as,

$$x = \frac{\xi}{(\xi + \mu)} + \left(\bar{X}(\ell) - \frac{\xi}{(\xi + \mu)} \right) e^{-(\xi + \mu)u(T - \ell) + \Delta(1 - u)}$$

where $\Delta = h^* - \ell$. From the above equation it can be seen that $X(T)$ increases with Δ . Hence this concludes the first part. Following a similar approach, we can also show that $X(T)$ increases with Δ when $h^* < \ell$. By substituting $h^* = \ell$, we obtain the closed-form expression for $x = X(T)$ as

$$x = X(T) = \bar{X}(\ell) + \frac{\xi}{(\xi + \mu)} (1 - e^{-u(\xi + \mu)(T - \ell)})$$

◊ Moreover, when both threshold times coincide, i.e. $h^* = \ell$, the bound x can be expressed as

$$x = X(T) = \bar{X}(\ell) + \frac{\xi}{\xi + \mu} (1 - e^{-u(\xi + \mu)(T - \ell)}).$$

B. Uniform Activation

Let the node activation be uniformly spread over time, i.e., $K(s) = K_0$, where $\int_0^\ell K(t) dt = \int_0^\ell K_0 dt = 1$. Let $u = 0$ for the sake of simplicity. Since we have $\underline{X}(h, T) = 0$, it follows directly from Theorem 4.2 that $x > \bar{X}(\ell)$ if $h^* > \ell$.

Proposition 4.1: The optimal threshold for constant activation is given by

$$h^* = \begin{cases} \min(\hat{t}, T), & \text{if } x > \bar{X}(\ell) \ (h^* > \ell) \\ \min(\tilde{t}, T), & \text{if } x \leq \bar{X}(\ell) \ (h^* \leq \ell) \end{cases} \quad (31)$$

where

$$\hat{t} = \frac{1}{\xi + \mu} \log \frac{\xi(e^{(\xi + \mu)\ell} - 1)}{(\xi + \mu)^2 \ell (x - \frac{\xi}{\xi + \mu})},$$

$$\tilde{t} = \frac{L(-e^{-(x\ell(\xi + \mu)^2 + \xi)/\xi})\xi + x\ell(\xi + \mu)^2 + \xi}{\xi(\xi + \mu)}.$$

Here $L(\cdot)$ denotes the *Lambert function*,⁴ which is real-valued on the interval $[-\exp(-1), 0]$ and always below -1 .

Proof : Let us first consider when $h^* > \ell$, the total number of infected nodes at time T is given as

$$x = \bar{X}(\ell) + \Delta X(h, \ell) + \Delta X(T, h)$$

Last term vanishes due to the fact that $u = 0$. Therefore using (29), we can write

⁴The *Lambert function*, satisfies $L(x)\exp(L(x)) = x$. As the equation $y\exp(y) = x$ has an infinite number of solutions y for each (non-zero) value of x , the function $L(x)$ has an infinite number of branches.

$$x = \bar{X}(h) = \frac{\xi}{\xi + \mu} \int_0^h (1 - e^{-(\xi + \mu)(h - s)}) K(s) ds$$

$$h = \frac{1}{\xi + \mu} \log \frac{\xi(e^{(\xi + \mu)\ell} - 1)}{(\xi + \mu)^2 \ell (x - \frac{\xi}{\xi + \mu})}.$$

This concludes the first case. For the second case when $h^* < \ell$, we can express

$$x = \bar{X}(h) + \Delta X(\ell, h) + \Delta X(T, \ell)$$

Since $u = 0$, only the first term remains. Therefore, we can express

$$x = \bar{X}(h) = \frac{\xi}{\xi + \mu} \int_0^h (1 - e^{-(\xi + \mu)(h - s)}) K(s) ds$$

$$x = \frac{\xi}{(\xi + \mu)^2} (e^{-(\xi + \mu)h} + (\xi + \mu)h - 1)$$

$$h = \frac{L(-e^{-(x\ell(\xi + \mu)^2 + \xi)/\xi})\xi + x\ell(\xi + \mu)^2 + \xi}{\xi(\xi + \mu)}.$$

This concludes the proof for the second case, which together with the first case concludes the proof. ◊

Notice from above that h^* is approximately linear in ℓ .

Uniform activation is also of interest because of the following reason. In a scenario such as energy harvesting, it is expected to have cyclic kind of activation, e.g. more nodes are activated during the day exploiting solar energy than are at night. In Proposition 5.1 in the next section, we show that the threshold h^* depends on $E[V]$. This allows us to approximate the uniform activation with appropriate parameters which may require simpler calculation.

C. Impact of time horizon T

In the earlier sections we showed that the optimal transmission control policy U^* is a threshold policy for finite (fixed) time horizon. We now extend our earlier results to the case when the time horizon T is unbounded, and analyze asymptotically the impact on optimal policies.

Optimal activation policy V^* derived in earlier section clearly indicates that early activation is optimal (satisfying the rate constraint $K(t)$). We also saw that V^* is the same for T above some value ℓ . We next study the impact of T on U^* . This is summarized in the proposition below. Define $\underline{T}_m := \sup\{t : \underline{X}(t) \leq x\}$ and $\overline{T}_m := \sup\{t : \overline{X}(t) \leq x\}$.

Proposition 4.2: Consider maximization of $\mathcal{D}(T)$ subject to the constraint $X(T) \leq z + x$, under the optimal activation control V^* and transmission control $U(t) \in [u, 1]$.

- i. For $u > 0$, there is no feasible policy for any $T > \underline{T}_m$.
- ii. For $u = 0$, the optimal transmission policy when $T \rightarrow \infty$ is given by,

$$A^* = \begin{cases} U(t) = 1 & \text{if } t \leq \overline{T}_m \\ U(t) = 0 & \text{if } t > \overline{T}_m. \end{cases} \quad (32)$$

Proof : (i) is direct. (ii) follows directly from the fact that the optimal activation policy V does not depend on T . ◊

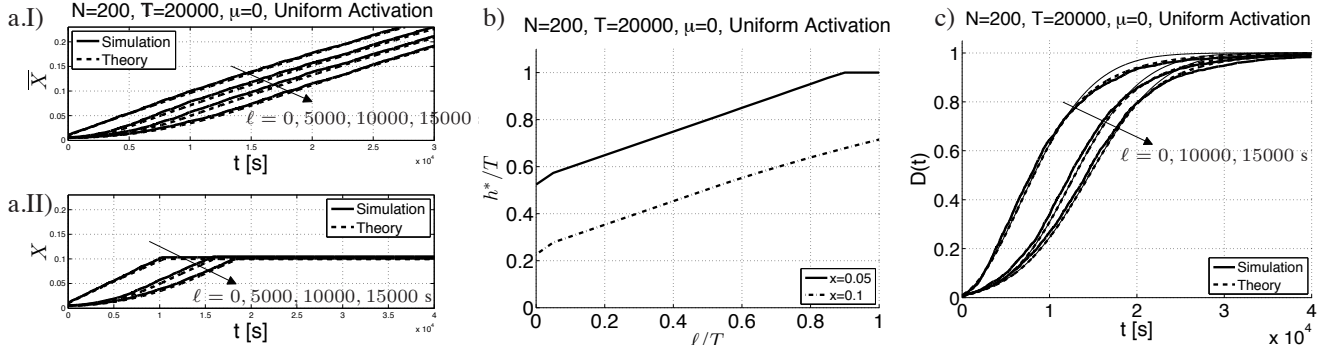


Fig. 1: a) Dynamics of the number of infected nodes under uniform activation, when $\ell = 0, 5000, 10000, 15000$; upper part (a.I) depicts uncontrolled dynamics, the lower one (a.II) optimal dynamics for $x = 0.1$ b) Optimal Threshold under constant activation for two different values of x . c) CDF of the delay for optimal control: the thin solid lines represent the value attained by the uncontrolled dynamics. The case $\ell = 0$ corresponds to plain Two hop routing.

V. EXTENSION TO UNBOUNDED ACTIVATION

In some cases, the activation rate may not be bounded: this is the case of timer-based activation of batches of relays. Thus, in this section we extend our model to the case of unbounded activation, i.e., we assume that, for some $\tau > 0$,

$$\int_{t-\tau}^t V(s)ds \leq K_u(t) \leq 1$$

where $K_u(t) \geq 0$ is a piecewise continuous function. Again, the activation rate is subject to the normalization condition $\int_0^T V(s)ds = 1$; we impose $K_u(0) = 0$ without loss of generality. In this case, the optimal activation threshold is

$$\ell := \tau \cdot \max\{k \in \mathbb{N} \mid \sum K_u(k\tau) < 1, \sum K_u((k+1)\tau) \geq 1\}$$

The main difference from the results derived in Section III-A is related to the explicit form of the optimal activation control. Also, the related uncontrolled dynamics under the optimal activation control can be expressed in a very simple form. The following theorem captures these.

Theorem 5.1: Let the activation rate be bounded in the integral form. Let $t_k = k\tau, k = 0, \dots, L-1$ such that $t_{L-1} < \ell$, let $t_L = \ell$ and define $a_k = K_u(t_k), k = 0, \dots, L-1$, and $a_L = 1 - \sum_{h < L} a_h$; a_k is zero otherwise. Then

i. The optimal activation control is

$$V^*(t) = \sum_{k=0}^{\infty} a_k \delta(t - t_k),$$

where δ is the Dirac distribution

ii. Under the optimal activation control V^* , the optimal uncontrolled dynamics are

$$\bar{X}(t) = \sum_{k=0}^{\infty} a_k W(t - t_k)$$

where $W(r) = (1 - e^{-(\xi+\mu)r}) \mathbb{1}_{\{r \geq 0\}}$.

Proof : i. Since the proof of Theorem 3.1 remains intact, we can derive the first statement from a direct calculation. In particular, considering any other activation V , we observe that (7) in this case becomes

$$\begin{aligned} \int_0^T V^*(t)m(t)dt &= \int_0^T \sum_{k=0}^L a_k \delta(t - t_k)m(t)dt \\ &= \sum_{k=0}^L a_k m(t_k) = \sum_{k=0}^L K(t_k)m(t_k) \\ &\geq \sum_{k=0}^L \int_{t_k}^{t_{k+1}} V(s)m(s)ds = \int_0^T V(s)m(s)ds \end{aligned} \quad (33)$$

ii. As from (16), the uncontrolled trajectory is given by the convolution $\bar{X} - z = W * V$, so that

$$\bar{X}(t) = W * \sum_{k=0}^L a_k \delta(t - t_k) = \sum_{k=0}^L a_k W(t - t_k)$$

which concludes the proof \diamond

It is immediate to observe that Corollary 3.1 applies to the case of unbounded activation rate also, from which it follows that the proof of Theorem 3.2 can be applied *tout court* and as a consequence Corollary 4.1 as well.

Finally, the previous result shows that, apart from the effect of initial condition z , the uncontrolled dynamics can be obtained as a linear combination of the sequence of delayed plain dynamics that would be obtained starting the system at the activation epochs t_k , under an empty system (i.e., under zero initial conditions). The weights, in turn, are given by the fraction of nodes activated at times t_k .

A. Role of V^* in the case $h^* > \ell$

Using the results for unbounded activation, we can provide more insight on the role of V^* on the optimal success probability. As we will see in the following section, this result is very well corroborated by numerical studies. In particular, consider an optimal (bounded) activation policy V^* and the related optimal transmission control. Let us consider $u = 0$ and $z = 0$ for the sake of simplicity. Assume $h^* > \ell$, and let $\widehat{W} = W \mathbb{1}_{\{0 \leq u \leq h^* - \ell\}}$, and note

$$\int_0^T \bar{X}(u)du = \int_0^{h^* - \ell} \widehat{W}(u)du \int_0^{h^*} V^* du = \int_0^{h^*} \widehat{W}(u) \quad (34)$$

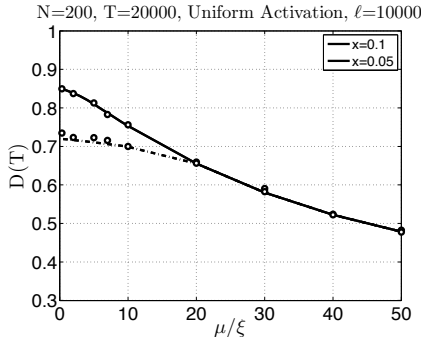


Fig. 2: Success probability for increasing values of μ/ξ , under uniform activation with $\ell = 10000$ s and $x + z = 0.05, 0.1$, respectively.

where we used the fact that $\widehat{W}(t) = 0$ for $t < 0$, V^* has a finite support, and the integral of the convolution is the product of the integrals. Now, let $\tau > 0$ and consider the obtained unbounded activation as a bound $K_u(t) = \int_0^t V^*(u)du$; we obtain

$$h^* = \frac{1}{\xi + \mu} \log \left(\frac{\xi}{\xi + \mu} \frac{\tilde{E}}{\frac{\xi}{\xi + \mu} - x} \right)$$

where $\tilde{E} = \sum_{k=1}^L a_k(\tau)e^{-k\tau}$. Taking the limit for $\tau \rightarrow 0$, we observe that

$$\lim_{\tau \rightarrow 0} \tilde{E} = \int_0^\ell e^{-(\xi + \mu)u} V^*(u) du = G_{Q_{V^*}}(\xi + \mu)$$

where Q_{V^*} is a random variable having density V^* , and $G_{Q_{V^*}}(\xi + \mu)$ is the moment generating function calculated in $\xi + \mu$. Thus we obtain the following result that holds for the bounded activation case:

Proposition 5.1: Let the optimal activation policy V^* be such that $\ell > h^*$; then

$$h^* = \frac{1}{\xi + \mu} \log \left(\frac{\xi}{\xi + \mu} \frac{G_{Q_{V^*}}(\xi + \mu)}{\frac{\xi}{\xi + \mu} - x} \right).$$

Notice that, as a consequence of the above, using the standard moment series expansion for the moment generating function, we obtain $G_{Q_{V^*}}(\xi + \mu) = 1 - (\xi + \mu)\mathbb{E}Q_{V^*} + \frac{1}{2}(\xi + \mu)^2\mathbb{E}Q_{V^*}^2 + \dots$, which leads to $G_{Q_{V^*}}(\xi + \mu) = 1 - (\xi + \mu)\mathbb{E}Q_{V^*} + o(\ell^2(\xi + \mu)^2)$. Thus, under the assumptions of the proposition above, and when $\ell \ll 1/(\xi + \mu)$, we expect the transmission threshold to be linear in $\mathbb{E}Q_{V^*}$.

Comparing the expression in (34) we obtain a closed form relation that ties the system parameters and the activation policy; in particular we realize that in the regime $\ell \ll 1/(\xi + \mu)$, $\mathcal{D}(T)$, will be determined mainly by the value $\mathbb{E}Q_{V^*}$. Ultimately, this means that the system “loses memory” of the shape of the optimal activation distribution as soon as the activation of nodes becomes smaller than the typical time scale of the system, i.e., $1/(\xi + \mu)$.

VI. NUMERICAL VALIDATION

Here we provide a numerical validation of the model. Our experiments are trace based: message delivery is simulated by a Matlab[®] script receiving as input pre-recorded contact traces; in our simulations, we assume time is counted from the

time when the source meets the first node, so that $z = 1 + P_a$, where P_a is the probability that the first node met is active. Also, the lifetime of active node is an exponential random variable with parameter μ .

We considered a Random Waypoint (RWP) mobility model [24]. We registered contact traces using Omnet++ in a scenario where N nodes move on a squared playground of side 5 Km. The communication range is $R = 15$ m, the mobile speed is $v = 4.2$ m/s and the system starts in steady-state conditions in order to avoid transient effects [25]. The time limit is set to $\tau = 20000$ s. Most graphs refer to the case with $N = 200$.

With the first set of measurements, we verified the fit of the activation model for the uncontrolled dynamics, i.e., when $x + z = 1$, and using a uniform activation policy. We assumed that $\mu = 0$ and $u = 0$. We selected at random pairs of source and destination nodes and traced the dynamics of the infected nodes, see Fig. 1a.I); as seen there and in the following figures the fit with the model is rather tight.

The different curves seen in Fig. 1a.I) are obtained varying the constraint on the uniform activation policy; in particular the activation threshold $\ell = 5000, 10000, 15000$. We included also the unbounded activation case when all relays can be activated at time $t = 0$; namely for $\ell = 0$ and $V = \delta$. As indicated there, in the case of constant activation a change of concavity must occur in the dynamics (notice that $X(\infty) = 1$). Indeed, for example in [12], plain two hop routing has concave state dynamics. However, the change of concavity is an effect of the activation term, since (1)-(2) gives $\ddot{X} = \xi(\xi + \mu)Y - K_0$ which shows a sign switch when $\ell < T$.

Also, we depicted in Fig. 1b) the values of the optimal threshold for the transmission control in the case of uniform activation policy, at the increase of the activation threshold ℓ . We considered two energy bounds $x + z = 0.1$ and $x + z = 0.05$. As expected, a slower activation forces the optimal threshold to increase: as it appears in the figure, for the chosen activation constraint, the threshold increase is almost linear with ℓ , showing congruence with (31). Notice that for the parameters chosen, we have $\ell < h^*$. The linear increase the observation made in Prop. 5.1, since in both cases $\mathbb{E}Q_{V^*} = \ell/2$ is linear in ℓ .

We repeated in Fig. 1a.II) the measurements of the dynamics of infected nodes and collected the CDF of the delay in the case of the optimal control in Fig. 1c). We can clearly observe the effect of the threshold policy on the dynamics of the infected nodes, since the increase of the number of infected stops at the threshold ($u = 0$). Conversely, we can observe that the delay CDF has a slightly lower curve compared to the uncontrolled case (reported with a thin solid line).

So far, we did not consider the effect of μ on the success probability $\mathcal{D}(T)$. Fig. 2 depicts the success probability for increasing values of μ . As expected, the higher the relative magnitude of μ with respect to ξ , the lower is the success probability. However, the effect of energy exhaustion due to beaconing takes over for larger values of μ and causes a much faster decay in case of looser constraints on energy ($x + z = 0.1$) than in the case of tighter ones ($x + z = 0.05$).

Finally, we compared the effect of the activation bound on the success probability $\mathcal{D}(T)$. In particular, we consid-

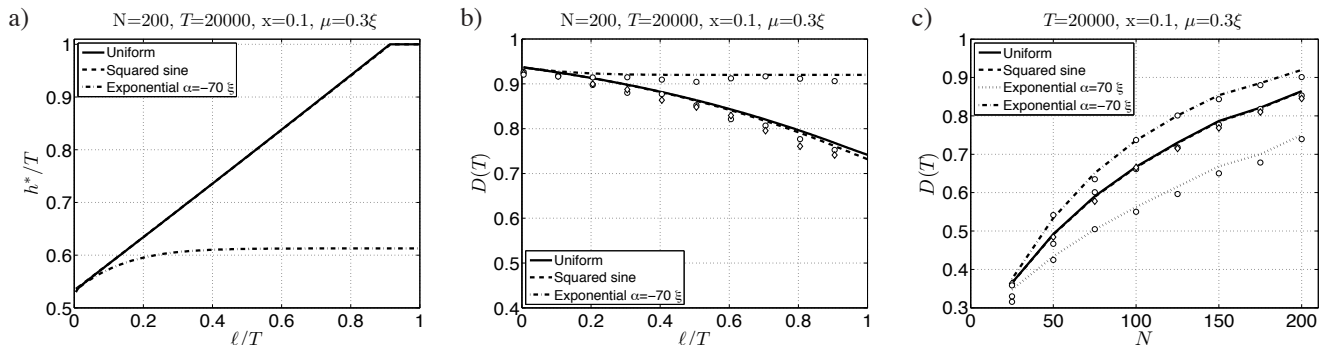


Fig. 3: a) Optimal threshold as a function of ℓ b) Corresponding success probability $\mathcal{D}(T)$ c) Success probability for increasing number of nodes. Different lines refer to the case of uniform (solid), squared sine and truncated exponential activation bounds.

ered three alternative bounds: uniform, squared sine and exponential. In the case of a squared sine bound, we let $K(t) = \frac{2}{\ell} \sin^2(\frac{2}{\pi} \frac{t}{\ell}) \mathbb{1}_{\{0 \leq t \leq \ell\}}$. The comparison with the uniform activation shows that they result in a similar performance: as observed in Fig. 3a) the optimal transmission control and as a consequence the success probability (Fig. 3b)) as a function of ℓ are similar. This behavior is due to the fact that in both cases $h^* \geq \ell$ and the two activation measures have the same expected value. This confirms what was predicted in Prop. 5.1: in practice the system loses trace of the shape of the distribution as soon $h^* \geq \ell$. We also depicted the behavior in the case of a bound given by a truncated exponential where $\alpha = -70\xi$: as seen in Fig. 3a) and Fig. 3b), the higher activation rate permits a larger success probability. This effect becomes dominant at larger values of ℓ and this results in the slower increase of the transmission threshold which saturates to a reference value; notice that this is a consequence of the exponential saturation of $\mathbb{E}Q_{V^*}$ with ℓ , as observed already from Prop. 5.1. We repeated the measurements on the success probability $\mathcal{D}(T)$ for increasing numbers of nodes, as reported in Fig. 3c). We can see the match of the uniform activation and the squared sine one. Also, we reported the behavior under truncated exponential activation in the case of $|\alpha| = 70\xi$; the success probability in all these examples is seen to depend mostly on the expected value of V^* , as observed earlier.

Remark 6.1: As observed from the Fig. 3c), system performance is predicted by a single target parameter, i.e., the expected value of the activation distribution.

A. Real world traces

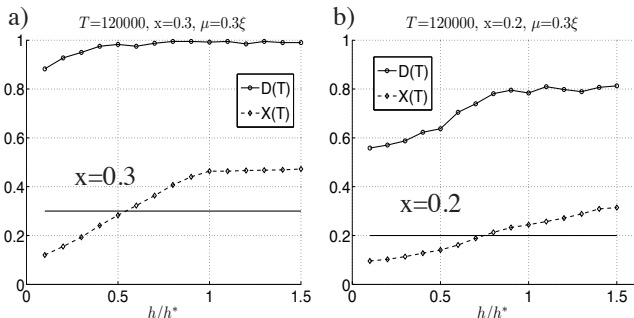


Fig. 4: Simulation results in the case of real world traces: a) CN trace b) DieselNet trace

Our model for activation expresses in closed form performance of a DTN under the assumption that the system can

be described by a single intermeeting intensity which does not change over time. In real world contact traces, however, stationarity and uniformity assumptions on intermeeting intensities may not hold. Even though this realistic scenario is out of the scope of our model – and no claim of optimality can be made there with respect to the results derived before – we would like to draw here some conclusion on the applicability of our joint activation and control in the case where non-uniform and non-stationary encounter patterns are present. In order to do so, we considered two real world traces which resulted in two very different contexts.

The first trace is part of the *DieselNet* trace collection, which was generated by the DieselNet network and is available online [26], [27]. Those traces resulted from the contacts experienced by devices where the DTN network is made of IEEE802.11 terminals mounted on buses.

The second real world trace is the CN dataset; it was generated by a DTN composed of 21 devices carried by employees within the Create-Net premises. Each of them volunteered to carry a mobile running a Java application relying on Bluetooth connectivity and employees were located on different floors of the same building during a 4-week period. The application periodically triggered (every 60 seconds) a Bluetooth node discovery; detected nodes were recorded using the Bluetooth address, together with the current timestamp on the device. Thus, the two data sets were generated in two different frameworks with respect to the mobility of the devices: the CN trace relates to human indoor mobility and the UMASS trace relates to the mobility pattern of a fleet of buses.

Fig 4a) and b) show the results of experiments performed with these data sets. We preliminarily calculated the average intermeeting rate resulting from the experimental traces. Then, we performed the simulations calculating the optimal threshold under a uniform activation profile. We notice from those figures that the performance of the solution predicted using the Poisson uniform approximation in real world traces proves conservative from the standpoint of the number of infected nodes, i.e., it tends to infect more nodes than predicted by the model, thus violating the constraint on energy.

A closer look at the traces revealed that in both real world traces there exists a group of “fast spreaders”: this group is composed of potential relays which do meet the source with higher rate compared to the average. Because of this, the fraction of nodes that belong to that group will

be infected at a much faster rate. However, the optimal control is determined based on the average intermeeting rate of a potential relay: the control is thus driven to act pessimistically and the overall fraction of infected nodes turns out to be larger than the fraction issued as a constraint. In particular, this effect becomes visible since the fraction of fast spreaders is larger than the constraint itself.

In particular, those results show that the presence of a wide range in the values taken by the intermeeting intensities is one critical feature that is not described in the current version of our model and should be captured by a framework designed to fit those cases as well. In previous works [28], [29] it was showed how to extend the control of DTNs [30], [31] to the case when multiple intermeeting intensities are present. However, no activation control was applied in those models, and along those lines, class-dependent activation is a promising direction to be tackled in future work.

B. Further application of the model

The activation policies that we consider in this paper are of the monotone type: relays are activated at some point in time until either batteries are drained or deadline is reached. However the proposed model can be used to explore the combined usage of activation with different techniques. For DTNs, in particular, duty cycling techniques [32] or message-limiting forwarding policies [12] are proposed in literature in order to reduce power drainage at relays.

Duty cycling: Our model can incorporate duty cycling energy saving using a thinning argument. When duty cycles alternate between sleep and active mode, the intermeeting intensity of relays with the source node and the destination is rescaled by the fraction q of time a mobile is in awake mode, i.e., replacing ξ with $q\xi$ and μ with $q\mu$.

Message limiting: Many works in the literature limit the released copies to reduce the energy expenditure; our model includes such a case by letting all nodes be activated at the beginning, i.e., $K(t) = N\delta(t)$, the under unbounded activation, and optimizing against a target value x only.

Uniform activation: A sub-optimal policy would consider an optimal forwarding policy to be given, e.g., a uniform policy $V_u(t)$ independent of the actual activation constraint K ; this greatly simplifies the implementation of the activation mechanism on board of relays since a random timer would do. Such suboptimal policies can be incorporated in our model by interpreting activation control V as a probability density function of a randomly picked mobile being activated in a given interval; it amounts to replacing V^* with $V_u V^*$ and then calculating the optimal forwarding policy accordingly.

For the sake of completeness, we included a sample numerical analysis in Table II, where the actual function $K(t)$ is a squared sine; using our model it is possible to study the combined effect of activation, message-limiting policies and also combine it with duty cycle effects. Observe the thinning of intermeeting process resulting in performance decay.

Finally, we evaluated the performance attained using blind uniform activation, which behaves irrespective of the actual activation constraint; as seen in Table II, lack of information

Policy	P_s
Optimal	0.97
Optimal: duty cycle $q = 0.2, 0.4, 0.6, 0.8$	0.32, 0.56, 0.79, 0.90
Uniform Activation	0.86

TABLE II: Application of the model to duty cycling and sub-optimal policies; squared sine activation constraint, RWP mobility, 200 nodes, $\xi = 6.8211 \cdot 10^{-6}$, $\mu = \xi/10$, $T = 25000s$, $\ell = 8000s$, $x = 0.1$.

on the actual activation constraint produces a significant drop of performance, as expected from such a sub-optimal policy.

VII. RELATED LITERATURE

Control of forwarding schemes has been addressed in the DTNs literature before. For example, [33] describes the relative performance of different self-limiting strategies. In [6] and its follow-up [5], the authors optimize network performance by designing message relays. Some papers related to our work here are [12], [34], [35]. In [34], the authors consider buffer constraints and derive buffer scheduling policies in order to minimize the delivery time. In [12], we have provided a general framework for the optimal control of a broad class of monotone relay strategies, rooted in the original result obtained for epidemic routing in [14]. The more recent paper [21] employs stochastic approximation to avoid the explicit estimation of network parameters. The performance of the two hop forwarding protocol along with the effect of the timers have been evaluated in [36]; the framework proposed there allows for performance optimization by choosing the average timer duration.

Optimal activation of nodes in redundantly deployed sensor networks has been studied before in [9]–[11]. A threshold-based activation policy was shown to perform close to the optimal policy for dynamic node activation in [9]. In [10], spatial temporal correlation has been exploited to improve usable lifetime in environmentally powered sensor networks. Scheduling/controlling the activity nodes to exploit energy harvesting features has been studied in [11].

Energy efficiency in DTNs has been studied in [37], [32], [38] and in [39]. In [38], authors study binary spreading forwarding policy, where each node forwards the packet to other nodes (when nodes meet) till n nodes are infected using a token mechanism. Authors study the energy and delay tradeoff and determine the optimal number of nodes to be infected. Asynchronous sleep scheduling algorithms are proposed in [32] to reduce energy consumption during the idle listening mode. A model related to ours is presented in a parallel work in [39], which analyzes the tradeoff between transmission energy consumption and delivery delay. In line with findings of [12] and [14], authors show that the forwarding policies are threshold optimal. The optimality is shown via simulation based performance comparison for the two hop routing and probabilistic epidemic forwarding.

Compared to existing literature, in this paper we have proposed an entirely different and new framework that has not been introduced before: our aim was in fact to include not only the optimality of resources utilization in terms of released copies, but also in terms of the energy spent by relays in order

to signal its presence to the destination, which is a fundamental functionality required in the context of mobile DTNs.

Finally, we identified relations among a few physical parameters of the optimal joint control, the deadline T , the activation rate bound, and the beaconing rate. A valuable insight that we obtained is how under optimal joint forwarding and activation, the system “loses memory” about the shape of the activation distribution, and only the mean activation instant counts.

VIII. CONCLUDING REMARKS

In this paper, we have considered the joint optimization problem underlying activation of mobiles and transmission control in the context of DTNs. Multi-dimensional ordinary differential equations have been used to describe (using the fluid limit) the associated system dynamics. Since the previously used approaches were not applicable to establish the structure of optimal activation policies, we devised a new method that is based on identifying the exact weight of the activation control at each time instant. We further validated our theoretical results through simulations for various activation schemes or constraints on activation.

Starting from the proposed framework, there are several promising directions that are left open as possible extensions of the model. For instance, we did not account for simultaneous multiple sources-destination pairs and for the presence of heterogeneity in the contact pattern of mobile nodes, due to either devices heterogeneity or the mobility pattern. One may also envision the possibility to activate mobiles depending on the class they belong to, e.g., battery lifetime or transmission power. We also did not account for the presence of exogenous traffic that may interfere with DTNs.

Finally, the control problems that we considered were formulated as maximization of the delivery delay distribution $\mathcal{D}(T)$ subject to a hard constraint on the energy expended, i.e., number of copies released. We note that we could have formulated the problem with soft constraints, instead of hard constraints, using a weighted sum of throughput and energy cost. We argue that the optimal joint policy for this soft-constrained problem is of a double threshold type (i.e., both u and v have threshold structures). Indeed, the new problem can be viewed as the maximization of the Lagrangian that corresponds to the constrained problem. We can thus associate with the original problem a “relaxed” problem. For a fixed u , we have already seen that the cost is linear in $v(\cdot)$. Therefore the Karush-Kuhn-Tucker (KKT) conditions are necessary and sufficient optimality conditions, which implies that a threshold-type v is also optimal for the unconstrained problem. To show that a double threshold policy is optimal for the relaxed problem, it will be necessary to verify that there is a unique optimal policy for the constrained problem, which we leave as future research, which we intend to undertake.

IX. ACKNOWLEDGMENTS

This work was partially supported by the European Commission within the framework of the BIONETS project IST-FET-SAC-FP6-027748, see www.bionets.eu. The collaborative research of the first three authors was supported by

an INRIA-UIUC grant for cooperation. The work of first and second authors were partly supported by CEFIPRA (contract number No.4000-IT-1), as well as by the GANESH associate team project of INRIA. The third author’s research was also supported by a grant from the Department of Energy (DOE).

REFERENCES

- [1] S. Burleigh, L. Torgerson, K. Fall, V. Cerf, B. Durst, K. Scott, and H. Weiss, “Delay-tolerant networking: an approach to interplanetary Internet,” *IEEE Comm. Magazine*, vol. 41, pp. 128–136, June 2003.
- [2] L. Pelusi, A. Passarella, and M. Conti, “Opportunistic networking: data forwarding in disconnected mobile ad hoc networks,” *IEEE Communications Magazine*, vol. 44, no. 11, pp. 134–141, November 2006.
- [3] A. Chaintreau, P. Hui, J. Crowcroft, C. Diot, R. Gass, and J. Scott, “Impact of human mobility on opportunistic forwarding algorithms,” *IEEE Transactions on Mobile Computing*, vol. 6, pp. 606–620, 2007.
- [4] T. Spyropoulos, K. Psounis, and C. Raghavendra, “Efficient routing in intermittently connected mobile networks: the multi-copy case,” *ACM/IEEE Transactions on Networking*, vol. 16, pp. 77–90, Feb. 2008.
- [5] M. M. B. Tariq, M. Ammar, and E. Zegura, “Message ferry route design for sparse ad hoc networks with mobile nodes,” in *Proc. of ACM MobiHoc*, Florence, Italy, May 22–25, 2006, pp. 37–48.
- [6] W. Zhao, M. Ammar, and E. Zegura, “Controlling the mobility of multiple data transport ferries in a delay-tolerant network,” in *Proc. of IEEE INFOCOM*, Miami USA, March 13–17 2005.
- [7] A. Vahdat and D. Becker, “Epidemic routing for partially connected ad hoc networks,” Duke University, Tech. Rep. CS-2000-06, 2000.
- [8] R. Groenevelt, P. Nain, and G. Koole, “The message delay in mobile ad hoc networks,” *Performance Evaluation*, vol. 62, no. 1–4, pp. 210–228, October 2005.
- [9] A. Kar, K.; Krishnamurthy and N. Jaggi, “Dynamic node activation in networks of rechargeable sensors,” in *Proc. of Infocom*, March 2005.
- [10] A. Kansal, D. Potter, and M. B. Srivastava, “Performance aware tasking for environmentally powered sensor networks,” in *Sigmetrics /Performance*. USA: ACM, 2004, pp. 223–234.
- [11] T. Banerjee, S. Padhy, and A. A. Kherani, “Optimal dynamic activation policies in sensor networks,” in *COMSWARE*, 2007.
- [12] E. Altman, T. Başar, and F. De Pellegrini, “Optimal monotone forwarding policies in delay tolerant mobile ad-hoc networks,” in *Proc. of ACM/ICST Inter-Perf*. Athens, Greece: ACM, October 24 2008.
- [13] R. Groenevelt and P. Nain, “Message delay in MANETs,” in *Proc. of Sigmetrics*. Banff, Canada: ACM, June 6 2005, pp. 412–413, see also R. Groenevelt, *Stochastic Models for Mobile Ad Hoc Networks*. PhD thesis, University of Nice-Sophia Antipolis, April 2005.
- [14] X. Zhang, G. Neglia, J. Kurose, and D. Towsley, “Performance modeling of epidemic routing,” *Elsevier Computer Networks*, vol. 51, pp. 2867–2891, July 2007.
- [15] R. Bakhshi, L. Cloth, W. Fokkink, and B. Haverkort, “Meanfield analysis for the evaluation of gossip protocols,” *Sigmetrics Performance Evaluation Review archive*, vol. 36, pp. 31–39, December 2008.
- [16] A. Chaintreau, J.-Y. L. Boudec, and N. Ristanovic, “The age of gossip: Spatial mean-field regime,” in *Proc. of ACM Sigmetrics*, June 2009.
- [17] R. Darling and J. Morris, “Differential equation approximations for markov chains,” *Probability Surveys*, vol. 5, pp. 37–79, July 2008.
- [18] M. Benaim and J.-Y. Le Boudec, “A class of mean field interaction models for computer and communication systems,” *Performance Evaluation*, vol. 65, no. 11–12, pp. 823–838, 2008. [Online]. Available: <http://infoscience.epfl.ch/record/121369/files/pe-mf-tr.pdf>
- [19] E. Altman and F. De Pellegrini, “Forward correction and fountain codes in delay tolerant networks,” in *INFOCOM 2009, IEEE*, 19–25 2009, pp. 1899–1907.
- [20] T. Small and Z. J. Haas, “The shared wireless infostation model: a new ad hoc networking paradigm (or where there is a whale, there is a way),” in *Proc. of MobiHoc*. New York: ACM, 2003, pp. 233–244.
- [21] E. Altman, G. Neglia, F. D. Pellegrini, and D. Miorandi, “Decentralized stochastic control of delay tolerant networks,” in *Proc. of Infocom*, 2009.
- [22] G. Leitmann, *Optimal Control*. McGraw-Hill, 1996.
- [23] D. P. Bertsekas, *Dynamic Programming and Optimal Control*. Athena Scientific, 1995.
- [24] T. Camp, J. Boleng, and V. Davies, “A survey of mobility models for ad hoc network research,” *Wireless Communications & Mobile Computing (WCWC)*, vol. 2, no. 5, pp. 483–502, August 2002.

- [25] J.-Y. L. Boudec and M. Vojnovic, "Perfect simulation and stationarity of a class of mobility models," in *Proc. of Infocom*. Miami, USA: IEEE, March 13–17 2005, pp. 183–194.
- [26] The disruption tolerant networking project at UMass. [Online]. Available: <http://prisms.cs.umass.edu/diesel/>
- [27] J. Burgess, B. Gallagher, D. Jensen, and B. N. Levine, "Maxprop: Routing for vehicle-based disruption-tolerant networking," in *Proc. of IEEE INFOCOM*, Barcelona, Spain, April 23–29, 2006.
- [28] E. Altman, T. Başar, and F. De Pellegrini, "Optimal control in two-hop relay routing," *Automatic Control, IEEE Transactions on*, vol. 56, no. 3, pp. 670–675, march 2011.
- [29] —, "Optimal monotone forwarding policies in delay tolerant mobile ad-hoc networks," *Performance Evaluation*, vol. 67, no. 4, pp. 299–317, 2010.
- [30] F. De Pellegrini, E. Altman, and T. Başar, "Optimal monotone forwarding policies in delay tolerant mobile ad hoc networks with multiple classes of nodes," in *proc. of WiOpt WDM Workshop*, Avignon, France, June 4 2010.
- [31] F. P. W. Chahin, R. El-Azouzi and A. P. Azad, "Blind online optimal forwarding in heterogeneous delay tolerant networks," in *Proc. of IFIP Wireless Days*, Niagara Falls, Ontario, Canada, October 10-12 2011.
- [32] H. Jun, M. Ammar, and E. Zegura, "Power management in delay tolerant networks: a framework and knowledge-based mechanisms," in *IEEE Sensor and Ad Hoc Communications and Networks*, september 2005, pp. 418–429.
- [33] A. E. Fawal, J.-Y. L. Boudec, and K. Salamatian, "Performance analysis of self limiting epidemic forwarding," EPFL, Tech. Rep. LCA-REPORT-2006-127, 2006.
- [34] A. Krifa, C. Barakat, and T. Spyropoulos, "Optimal buffer management policies for delay tolerant networks," in *Proc. of IEEE SECON*, 2008.
- [35] G. Neglia and X. Zhang, "Optimal delay-power tradeoff in sparse delay tolerant networks: a preliminary study," in *Proc. of ACM SIGCOMM CHANTS 2006*, 2006, pp. 237–244.
- [36] A. A. Hanbali, P. Nain, and E. Altman, "Performance of ad hoc networks with two-hop relay routing and limited packet lifetime," in *Proc. of Valuetools*. New York, NY, USA: ACM, 2006, p. 49.
- [37] B. J. Choi and X. Shen, "Adaptive asynchronous clock based power saving protocols for delay tolerant networks," in *Proceedings of the 28th IEEE conference on Global telecommunications*, ser. GLOBECOM'09, 2009, pp. 3146–3151.
- [38] J. Kim, J. Shin, D. Yang, and C. Kim, "Energy optimal epidemic routing for delay tolerant networks," *IEICE Transactions on Communications*, vol. E92.B, no. 12, pp. 3927–3930, 2009.
- [39] Y. Li, Y. Jiang, D. Jin, L. Su, L. Zeng, and D. Wu, "Energy-efficient optimal opportunistic forwarding for delay-tolerant networks," *Vehicular Technology, IEEE Transactions on*, vol. 59, no. 9, pp. 4500–4512, nov. 2010.



Eitan Altman received the B.Sc. degree in electrical engineering (1984), the B.A. degree in physics (1984) and the Ph.D. degree in electrical engineering (1990), all from the Technion-Israel Institute, Haifa. In (1990) he further received his B.Mus. degree in music composition in Tel-Aviv university. Since 1990, Dr. Altman has been a researcher at INRIA (National research institute in computer science and control) in Sophia-Antipolis, France. He has been in the editorial boards of several scientific journals: Wireless Networks (WINET), Computer Networks (COMNET), Computer Communications (Comcom), J. Discrete Event Dynamic Systems (JDEDS), SIAM J. of Control and Optimisation (SICON), Stochastic Models, and Journal of Economy Dynamic and Control (JEDC). He received the best paper award in the Networking 2006, in Globecom 2007 and in IFIP Wireless Days 2009 conferences, and is a coauthor of two papers that have received the best student paper awards (at QoFis 2000 and at Networking 2002). His areas of interest include networking, stochastic control and game theory. More information can be found at <http://www-sop.inria.fr/members/Eitan.Altman/>.



Amar Prakash Azad received MS in Electrical Communication Engineering from Indian Institute of Science, India, in 2006, and PhD at INRIA, France, in 2010. Currently, he is a researcher at University of California Santa Cruz, USA. He has been visiting researcher at University of Illinois Urbana Champaign (USA), and University of California Berkeley (USA), Supelec (Paris), Tata Institute of Fundamental Research (Bombay, INDIA). His research interests are optimal resource management, game theory and its application, and security in wireless networks. His work received best paper award in IFIP Wireless days in 2009 and was in top 15 papers at IEEE WoWMoM 2007. He is also a recipient of MHRD fellowship from 2003 to 2006. He served as TPC for several conferences including Globecom '07, '08, '09, WCNC '10, Sigmetrics '10 (Shadow), Infocom '10 (Workshop). He was also a peer reviewer for several journals including TON, JSAC, Comnet, Elsevier etc. More information can be found at <http://sites.google.com/site/amarazad/>.



Tamer Başar (S'71-M'73-SM'79-F'83) is with the University of Illinois at Urbana-Champaign (UIUC), where he holds the positions of Swanlund Endowed Chair; Center for Advanced Study Professor of Electrical and Computer Engineering; Professor, Coordinated Science Laboratory; and Professor, Information Trust Institute. He received the B.S.E.E. degree from Robert College, Istanbul, and the M.S., M.Phil, and Ph.D. degrees from Yale University. He joined UIUC in 1981 after holding positions at Harvard University and Marmara Research Institute (Turkey). He is a member of the US National Academy of Engineering, Fellow of IEEE, Fellow of IFAC, Fellow of SIAM, a past president of Control Systems Society (CSS), the founding president of the International Society of Dynamic Games (ISDG), and past president of American Automatic Control Council (AACC). He has received several awards and recognitions over the years, including the highest awards of IEEE CSS, IFAC, AACC, and ISDG, and a number of international honorary doctorates and professorships. Dr. Başar has over 500 publications in systems, control, communications, and dynamic games, including books on non-cooperative dynamic game theory, robust control, network security, and wireless and communication networks. He is the Editor-in-Chief of *Automatica* and editor of several book series.



Francesco De Pellegrini Francesco De Pellegrini received the Laurea degree in 2000 and the Ph.D. degree in 2004, both in Telecommunication Engineering, from the University of Padova. During year 2001/2002 he spent one year at Boston University as a visiting scholar. He is currently a senior researcher and Deputy Area Head of the iNspire group at CREATE-NET. His research interests are location detection in sensor networks, multirate systems, routing, wireless mesh networks, VoIP, Ad Hoc and Delay Tolerant Networks. F. De Pellegrini has been a TPC member of IEEE Infocom and a reviewer for several international networking conferences and journals. Francesco serves in the Steering Programm Committee of Mobiquitous and Complex Conferences. Francesco was the Vice-chair for the first edition of Robocomm.