



# Open Research Online

---

The Open University's repository of research publications and other research outputs

## Climatology on Mars: interannual variability of mean fields

### Conference or Workshop Item

How to cite:

Rogberg, P.; Read, P.L.; Lewis, S.R.; Montabone, L. and Yamazaki, Y.H. (2006). Climatology on Mars: interannual variability of mean fields. In: Second Workshop on Mars atmosphere modelling and observations, 27 Feb - 3 Mar 2006, Granada, Spain.

For guidance on citations see [FAQs](#).

© [\[not recorded\]](#)

Version: [\[not recorded\]](#)

Link(s) to article on publisher's website:

[http://adsabs.harvard.edu/cgi-bin/nph-bib\\_query?bibcode=2006mamo.conf..162R&db\\_key=AST&data\\_type=HTML&](http://adsabs.harvard.edu/cgi-bin/nph-bib_query?bibcode=2006mamo.conf..162R&db_key=AST&data_type=HTML&)

---

Copyright and Moral Rights for the articles on this site are retained by the individual authors and/or other copyright owners. For more information on Open Research Online's data [policy](#) on reuse of materials please consult the policies page.

---

[oro.open.ac.uk](http://oro.open.ac.uk)

# CLIMATOLOGY ON MARS: INTERANNUAL VARIABILITY OF MEAN FIELDS.

**P. Rogberg**, *Dept of Physics, University of Oxford, UK (p.rogberg1@physics.ox.ac.uk)*, **P. L. Read**, *Dept of Physics, University of Oxford, UK*, **S. R. Lewis**, *Dept. of Physics & Astronomy, CEPSAR, The Open University, UK*, **L. Montabone**, *Dept. of Physics - AOPP, University of Oxford, Oxford, UK - now at Laboratoire de Météorologie Dynamique du CNRS, Paris, France*, **Y.H. Yamazaki**, *Dept of Physics, University of Oxford, UK*.

## Introduction

In this abstract we present results based on measurements extracted from a data- assimilation set that spans a continuous period over more than three years. We have concentrated here on an analysis of geopotential, stationary wave and vorticity fields over two periods, centered around perihelion respectively aphelion. The motivation to study these field lies in their generic connection to the large scale circulation and its stability. In particular the vorticity field carries information about the presence e.g. of inertial stability. The data set has been created by a combination of the observed data by the Thermal Emission Spectrometer on the Mars Global Surveyor with model data generated by the Oxford-MGCM, described in more detail in [4] and [5].

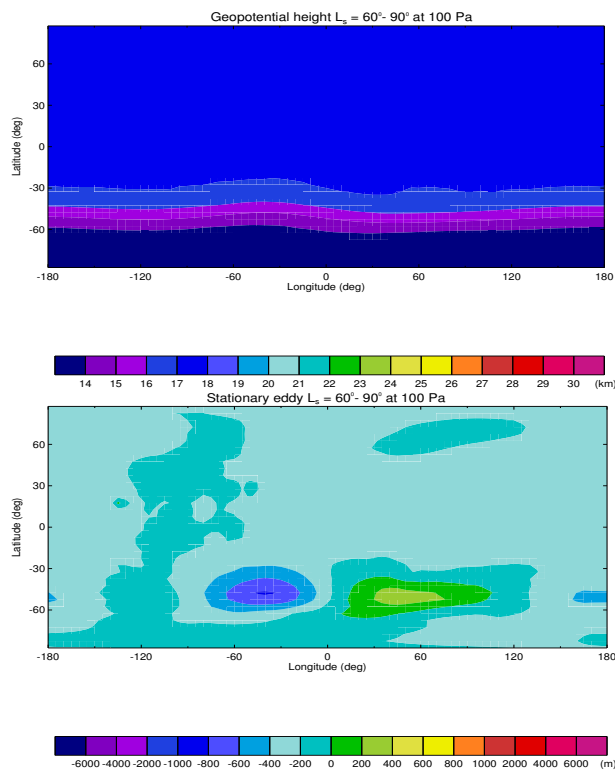


Figure 1: The geopotential height field and its fluctuations at 100 Pa around aphelion during MY25, both fields are time averaged over 30 Sols. Observe that the colorbar are slightly different between the two mean fields, while being constant for the fluctuations

## Assimilation with the Oxford MGCM

The model was run with a horizontal resolution equal to a triangular spectral truncation at wave number 31, with non-linear terms evaluated on a  $3.75^\circ$  grid. While 25  $\sigma$ -levels were used to resolve the vertical resolution which cover the atmosphere up to 80km height with three sponge layers above to damp vertical propagating waves.

The data cover at present the period  $L_s = 142^\circ$  (Sol 301) MY24 to  $L_s = 76^\circ L_s$  (Sol 162) MY27. The observational data consists primarily of vertical temperature profiles below 40 km and maps of total column dust opacity. The data, stored in netcdf-format, is divided into seasonal units, i.e. each data file spans 30 Sols with data sampled at two-hour intervals. There are eight data fields in each data file :  $CO_2$ -distribution, surface temperature and pressure, atmospheric temperature, zonal and meridional winds, wind variance and the total optical dust.

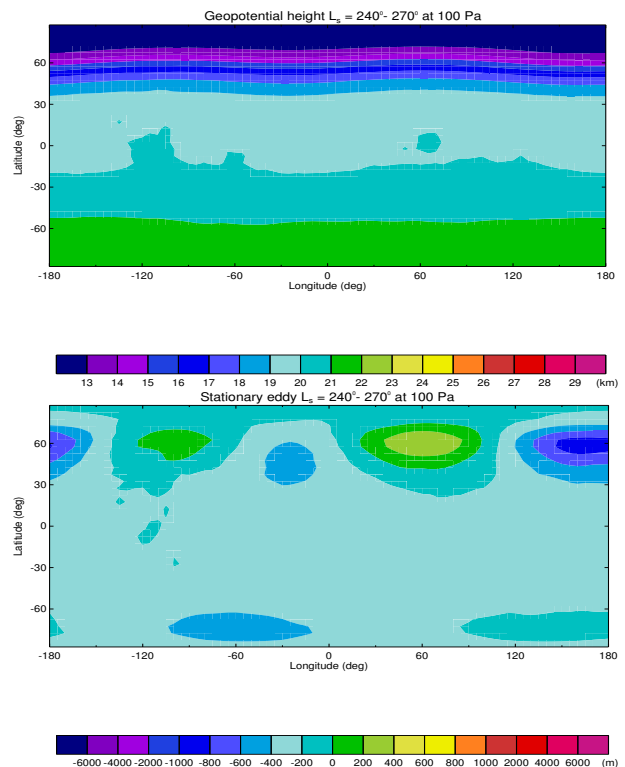


Figure 2: The same fields as for fig. 1 but at perihelion

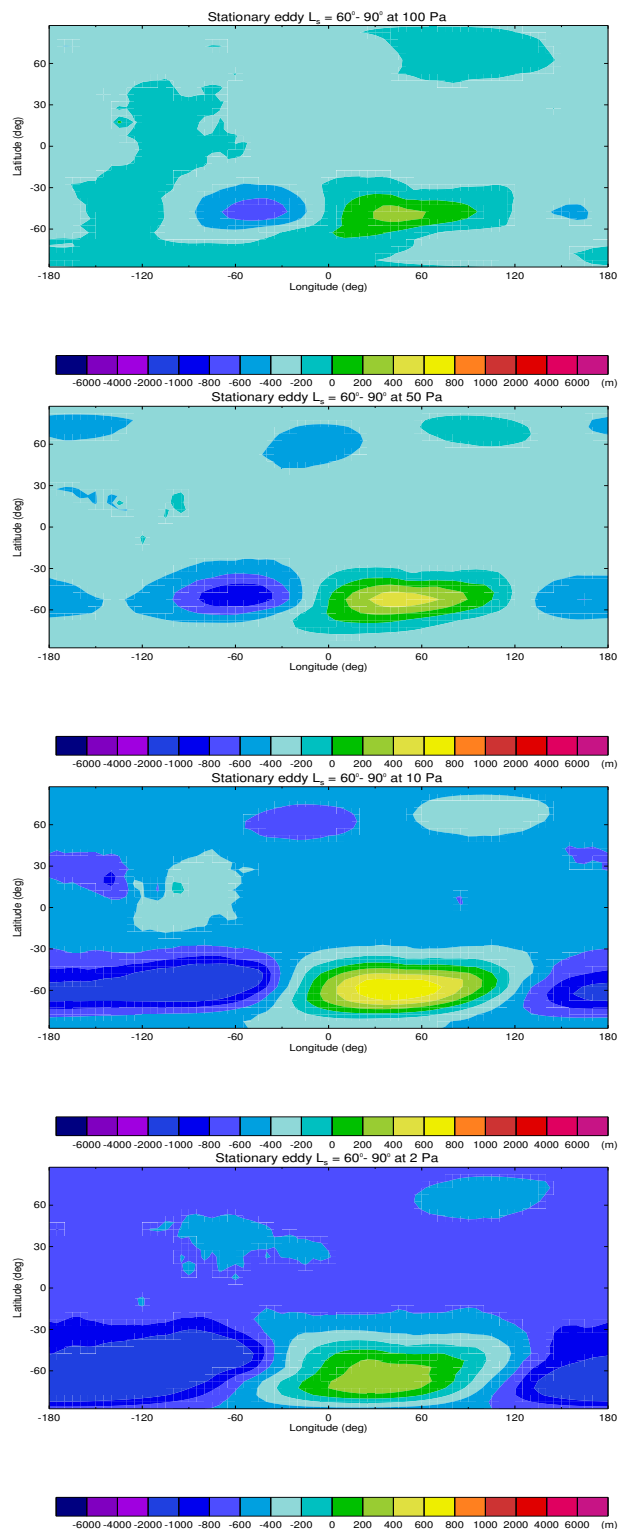


Figure 3: The figure shows fluctuations in the geopotential height field at 100, 50, 10 and 2 Pa around aphelion during MY26

## Climatology

We consider two climatological aspects in this abstract, interannual variability and hemispheric asymmetry and their impact on mean fields during the periods for MY25-26 (MY24 is covered only by the later interval)  $L_s = 60^\circ - 90^\circ$  and  $L_s = 240^\circ - 270^\circ$ . The first period, aphelion, coincide with NH summer, while the second, perihelion, occur during the NH winter. Processes affecting global circulation and dust lifting are significantly different during these periods. Whereas the period around aphelion is associated with weak atmospheric activity all over Mars, in contrast NH winter exhibits stronger global circulation and often very intense dust lifting. Indeed almost all major observed dust storms in the past have been observed during this season of the year[1].

Indication of hemispheric asymmetries in stationary wave patterns during NH winter were found in a model study by Hollingsworth and Barnes ([3]). Where they found that the dominating eddies in the NH were typically of zonal wave number 2, while SH eddies were more commonly of wave number 1. The latter were also found to be significant larger in amplitude. Similar trends are clearly apparent in the assimilated record, as evident in Fig. 1 and 2, which shows maps of mean geopotential height at 100 Pa (corresponding to an altitude of around 20 km) together with its associated stationary eddy fields around aphelion and perihelion. The SH eddies in particular are found to be dominated by  $m = 1$ , though only over a restricted range of longitude. Both mean and eddy fields display the seasonal impact with the change of geopotential gradient and latitude band with eddies. Furthermore, the planetary orbit makes the geopotential gradient steeper during NH winter as well as increase the eddy amplitude, which is reflected in stronger zonal flow. Fig. 3 display the change of the stationary eddy field with height during one time period, where both wavelength and amplitude increases up to around 10 Pa ( $\approx 40$ km). Further aspects of the stationary wave and vorticity fields will be discussed in the presentation.

Inertial instability typically manifests itself in the Earth's atmosphere in association with patches of anomalous potential vorticity[2]. The evolution of the instability in the Earth's stratosphere has shown a correlation with interannual variability of Rossby wave breaking[2]. Such instabilities have not been extensively studied in the Martian atmosphere so far, however. In this presentation we will present diagnostics indicating the climatology of inertial instability on Mars as a function of season.

## References

- [1] B.A. Cantor, *et al*, 'Martian dust storms: 1999 Mars Orbiter Camera observations', *J. Geop. Res.*, **106**,

- (E10) 23653 (2001)
- [2] J.A. Knox and V.L. Harvey, 'Global climatology of inertial instability and Rossby wave breaking in the stratosphere', *J. Geop. Res.*, **110**, D06108 (2005)
- [3] J.L. Hollingsworth and J.R. Barnes, 'Forced Stationary Planetary Waves in Mars's winter Atmosphere', *J. Atmos. Sci.*, **53**, 428 (1996)
- [4] S.R. Lewis, *et al.*, 'Assimilation of Thermal Emission Spectrometer atmospheric data during the Mars Global Surveyor aerobraking period', Submitted to *Icarus*
- [5] S.R. Lewis, *et al.*, 'Data assimilation for Mars: An overview of results from the Mars Global Surveyor period, proposals for future plans and requirements for open access to assimilation output', This issue.