



Numerical simulations of heat explosion with convection in porous media

Karam Allali, Fouad Bikany, Ahmed Taik, Vitaly Volpert

► To cite this version:

Karam Allali, Fouad Bikany, Ahmed Taik, Vitaly Volpert. Numerical simulations of heat explosion with convection in porous media. *Combustion Science and Technology*, Taylor & Francis, 2015, 10.1080/00102202.2014.948619 . hal-01238489

HAL Id: hal-01238489

<https://hal.archives-ouvertes.fr/hal-01238489>

Submitted on 8 Dec 2015

HAL is a multi-disciplinary open access archive for the deposit and dissemination of scientific research documents, whether they are published or not. The documents may come from teaching and research institutions in France or abroad, or from public or private research centers.

L'archive ouverte pluridisciplinaire **HAL**, est destinée au dépôt et à la diffusion de documents scientifiques de niveau recherche, publiés ou non, émanant des établissements d'enseignement et de recherche français ou étrangers, des laboratoires publics ou privés.

Numerical Simulations of Heat Explosion With Convection In Porous Media

Karam Allali^{a1}, Fouad Bikany^a, Ahmed Taik^a and Vitaly Volpert^b

^a Department of Mathematics, FSTM, MAC Laboratory, University Hassan II, Po.Box146, Mohammedia, Morocco

^b Department of Mathematics, ICJ, University Lyon 1, UMR 5208 CNRS, Bd. 11 Novembre, 69622 Villeurbanne, France

Abstract: In this paper we study the interaction between natural convection and heat explosion in porous media. The model consists of the heat equation with a nonlinear source term describing heat production due to an exothermic chemical reaction coupled with the Darcy law. Stationary and oscillating convection regimes and oscillating heat explosion are observed. The models with quasi-stationary and unstationary Darcy equation are compared.

Keywords: heat explosion, natural convection, porous medium, numerical simulations

1 Introduction

The theory of heat explosion began from the classical works by Semenov (1935) and Frank-Kamenetskii (1969). In Semenov's theory, the temperature distribution in the vessel is supposed to be uniform. An average temperature in the vessel is described by the ordinary differential equation

$$\frac{d\theta}{dt} = e^\theta - \lambda\theta. \quad (1.1)$$

The first term in the right-hand side corresponds to heat production due to an exothermic chemical reaction, the second term to heat loss through the boundary of the vessel. In Frank-Kamenetskii's theory, spatial temperature distribution is taken into account. The model consists of the reaction-diffusion equation,

$$\frac{d\theta}{dt} = \Delta\theta + F_K e^\theta, \quad (1.2)$$

where the first term in the right-hand side describes heat diffusion, F_K is called the Frank-Kamenetskii parameter. This equation is considered in a bounded domain with the zero boundary condition for the dimensionless temperature.

In both models, heat explosion was treated as an unbounded growth of temperature (blow-up solution). Thus, the problem of heat explosion was reduced to investigation of existence, stability

¹Corresponding author. E-mail: allali@fstm.ac.ma

and bifurcations of stationary solutions of differential equations. These questions initiated a big body of physical and mathematical literature (see Zeldovich et al., 1985 and the references therein).

The effect of natural convection on heat explosion was first studied in Khudyaev et al. (1971) and Merzhanov et al. (1973). It was shown that the critical value of the Frank-Kamenetskii parameter increases with the Rayleigh number and explosion can be prevented by vigorous convection. These works were continued by Belk et al. (2004), Ducrot et al. (2005), Dumont et al. (2002) and Lazarovici et al. (2005) where new stationary and oscillating regimes were found. The authors showed how complex regimes appeared through successive bifurcations leading from a stable stationary temperature distribution without convection to a stationary symmetric convective solution, stationary asymmetric convection, periodic in time oscillations, and finally aperiodic oscillations. Oscillating heat explosion, where the temperature grows and oscillates, was discovered. The effects of natural convection and consumption of reactants on heat explosion in a closed spherical vessel were studied in Liu Ting-Yueh et al. (2010). The influence of stirring on the limit of thermal explosion was investigated in Kagan et al. (1997). Heat explosion with convection in a horizontal cylinder was considered in Osipov et al. (2007).

All these works study heat explosion in a gaseous or liquid medium with its motion described by the Navier-Stokes equations under the Boussinesq approximation. Thermal ignition in a porous medium is investigated in Kordilewsky et al. (1984). The Darcy law in a quasi-stationary form under the Boussinesq approximation is used to describe fluid motion. It is shown that convection decreases the maximal temperature and increases the critical value of the Frank-Kamenetskii parameter. The interaction of free convection and exothermic chemical is studied in Viljoen et al. (1987). The authors consider zero-order exothermic reaction in a rectangular domain and find the onset of convection by an approximate analytical method. Similar problem with depletion of reactants is investigated in Viljoen et al. (1988). Ignition time of heat explosion in a porous medium with convection is found in Gatica et al. (1989). Heat explosion in one-dimensional flow in a porous medium is studied in Balakotaiah et al. (1990).

In this work we continue to study interaction of natural convection with thermal explosion in porous media. The reaction-diffusion equation for the temperature distribution will be coupled with Darcy's law describing fluid motion in porous media. Along with stationary regimes with and without convection, we will show the existence of oscillating convective regimes and oscillating heat explosion, which were not yet observed for this problem. We will also compare two models, with quasi-stationary approximation and complete Darcy equation.

The paper is organized as follows. The first problem with a quasi-stationary Darcy equation is formulated in Section 2, followed in Section 3 by numerical simulations. Section 4 is devoted to the second model with the complete Darcy equation. Short conclusions are given in the last section.

2 Governing equations

We consider the first order reaction,



and the temperature dependence of the reaction rate $K(T)$ given by the Arrhenius law:

$$K(T) = k_0 \exp\left(-\frac{E}{RT}\right), \quad (2.2)$$

where E is the activation energy, T the temperature, R the universal gas constant and k_0 the pre-exponential factor. The model consists of the reaction-diffusion equation with convective terms and of Darcy's law in the quasi-stationary approximation for an incompressible fluid:

$$\frac{\partial T}{\partial t} + \mathbf{v} \cdot \nabla T = \kappa \Delta T + qK(T)\phi(\alpha) \quad (2.3)$$

$$\mathbf{v} + \frac{K}{\mu} \nabla p = \frac{g\beta K}{\mu} \rho(T - T_0) \gamma \quad (2.4)$$

$$\nabla \cdot \mathbf{v} = 0. \quad (2.5)$$

Here \mathbf{v} denotes the fluid velocity field, p is the pressure, κ the coefficient of thermal diffusivity, μ the kinematic viscosity, ρ the density, β the coefficient of thermal expansion, q the heat release, g is the acceleration due to gravity, γ a unit vector in the vertical direction, T_0 the characteristic value of the temperature, K the permeability, $\phi(\alpha) = 1 - \alpha$, where α is the depth of conversion. A conventional assumption in the theory of heat explosion is that consumption of the reactant can be neglected. Therefore, α is approximated by 0. This system is considered in a $2D$ square domain, $0 \leq x \leq 2\ell, 0 \leq y \leq 2\ell$. The boundary conditions will be specified below.

Equations of motion (2.4), (2.5) are written under the Boussinesq approximation and quasi-stationary approximation. The former signifies that the density of the fluid is everywhere constant except for the buoyancy term (right-hand side in (2.4)). Quasi-stationary approximation in the Darcy law, though often used for fluids in porous medium, should be verified for the problem of heat explosion. We return to this question in Section 4.

In order to write the dimensionless model, we introduce new spatial variables $x' = x/\ell, y' = y/\ell$, time $t' = \frac{\kappa}{\ell^2}t$, velocity $\frac{\ell}{\kappa}\mathbf{v}$ and pressure $\frac{K}{\mu\kappa}p$. Denoting $\theta = \frac{E(T - T_0)}{RT_0^2}$ and keeping for convenience the same notation for the other variables, we obtain:

$$\frac{\partial \theta}{\partial t} + u \frac{\partial \theta}{\partial x} + v \frac{\partial \theta}{\partial y} = \frac{\partial^2 \theta}{\partial x^2} + \frac{\partial^2 \theta}{\partial y^2} + F_K e^\theta \quad (2.6)$$

$$u + \frac{\partial p}{\partial x} = 0 \quad (2.7)$$

$$v + \frac{\partial p}{\partial y} = R_p \theta \quad (2.8)$$

$$\frac{\partial u}{\partial x} + \frac{\partial v}{\partial y} = 0. \quad (2.9)$$

Here $F_K = \frac{Eqk_0\alpha e^{-\frac{E}{RT_0}} \ell^2}{RT_0^2 \kappa}$ is the Frank-Kamenetskii parameter, $R_p = \frac{K\rho R_a}{\ell^2}$, $R_a = \frac{g\beta RT_0^2 \ell^3}{E\kappa\mu}$ is the Rayleigh number, (u, v) is the velocity vector. Under the assumptions of large activation energy, $RT_0/E \ll 1$, we can perform the Frank-Kamenetskii transform, so that the nonlinear reaction rate in the equation (2.6) is taken to be $F_K \exp(\theta)$ (Frank-Kamenetskii, 1969; Zeldovich et al., 1985).

Let us note that the characteristic thermal diffusion time scale, κ/l^2 , which enters the dimensionless variables, is related to the rate of heat loss through the boundary. Competition of heat loss with heat production due to chemical reaction determines conditions of heat explosion. The presence of convection, which intensifies heat loss, provides an additional factor that can influence heat explosion.

The system of equations (2.6)-(2.9) is supplemented by the boundary conditions:

$$x = 0, 2 : \quad \frac{\partial \theta}{\partial x} = u = 0, \quad (2.10)$$

$$y = 0, 2 : \quad \theta = v = 0. \quad (2.11)$$

3 Numerical simulations

3.1 Numerical method

To describe the numerical method, we first introduce the stream function ψ using incompressibility of the fluid:

$$\begin{pmatrix} u \\ v \end{pmatrix} = \begin{pmatrix} \frac{\partial \psi}{\partial y} \\ -\frac{\partial \psi}{\partial x} \end{pmatrix}. \quad (3.1)$$

We apply the rotational operator to equations (2.7)-(2.8) in order to eliminate the pressure. The equation for the stream function writes

$$-\Delta \psi = R_p \partial_x \theta. \quad (3.2)$$

From the boundary conditions for the velocity we obtain the boundary conditions for the stream function:

$$x, y = 0, 2 : \psi = 0.$$

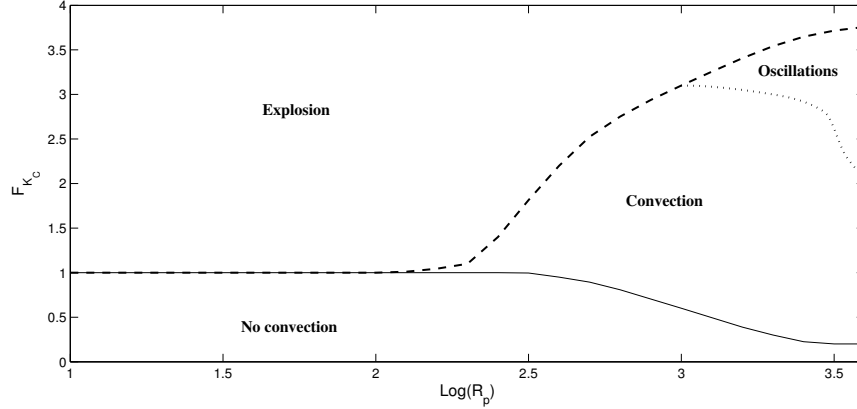


Figure 1: Numerical simulations reveal four different regions in the parameter plane (R_p, F_K) . In the lower region, there are stationary regimes without convection. In the upper region, they do not exist and solution blows up. In the intermediate region from the right, the solution remains bounded (no explosion). It can be stationary or oscillating with convection.

This problem is solved by the fast Fourier transform taking into account the Dirichlet boundary conditions. Equation (3.2) is coupled to equation (2.6). The latter is solved using an implicit finite difference scheme and alternative direction method. It is a simple and robust method often used for reaction-diffusion problems.

3.2 Results

If the fluid velocity in the porous medium is zero, $u = v = 0$, then system of equations (2.6)-(2.9) is reduced to the single reaction-diffusion equation (1.2). If the Frank-Kamenetskii parameter is less than the critical value $F_K = 1$, then there are two stationary solutions which depends only on the vertical variable. If $F_K > 1$, then stationary solutions do not exist, and the solution of the evolution problem grows to infinity. This case corresponds to heat explosion.

Convection can change conditions of heat explosion. Figure 1 shows four domains in the plane of parameters (F_K, R_p) : stationary regimes without convection, bounded (stationary or oscillating) solutions with convection, blow-up solutions (explosion).

If the Rayleigh number is sufficiently small, then there is no convection and the critical value of the Frank-Kamenetskii parameter is independent of R_p . If we fix F_K and increase R_p , then the stationary solution without convection loses its stability resulting in appearance of stationary convective regimes.

We note that convection increases heat exchange through the boundary. Therefore, the critical value of F_K , for which explosion occurs, grows when R_p increases. If F_K is sufficiently large, the temperature becomes unbounded, which corresponds to heat explosion. Qualitatively this diagram is similar to the case of heat explosion with convection in fluids (Merzhanov et al., 1973; Belk et al., 2004). Figure 2 shows maximum of temperature as function of Frank-Kamenetskii parameter for different values of Rayleigh number, if F_K reaches certain value, the maximum of

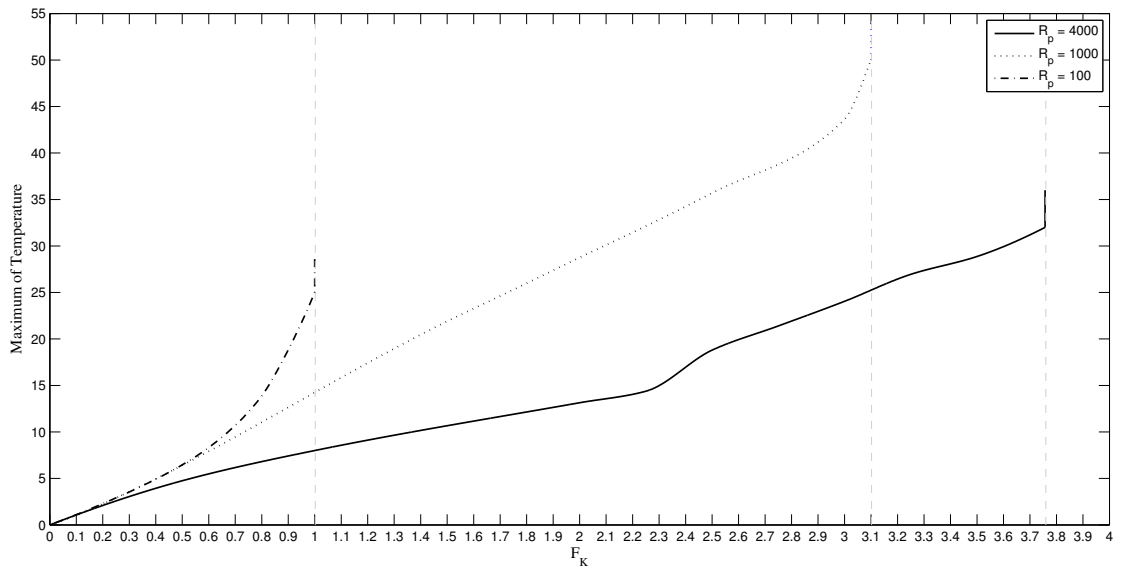


Figure 2: Maximum of temperature as function of Frank-Kamenetskii parameter for different values of Rayleigh number.

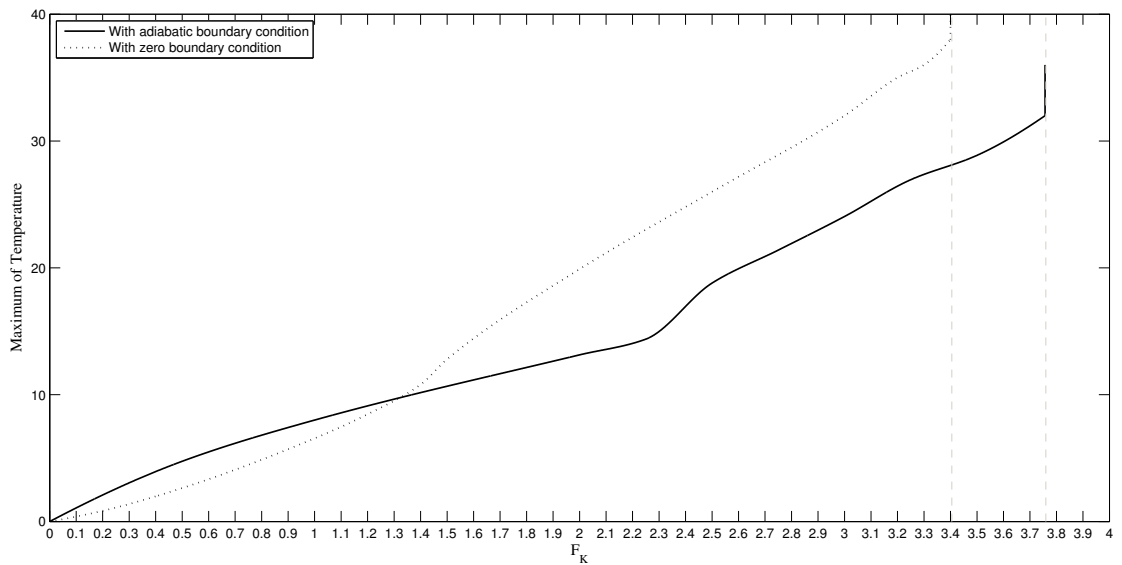


Figure 3: Maximum of temperature as function of Frank-Kamenetskii parameter for $R_p = 4000$ and for different boundary conditions.

temperature becomes unbounded. Also, we note the fact that the maximum of temperature in-

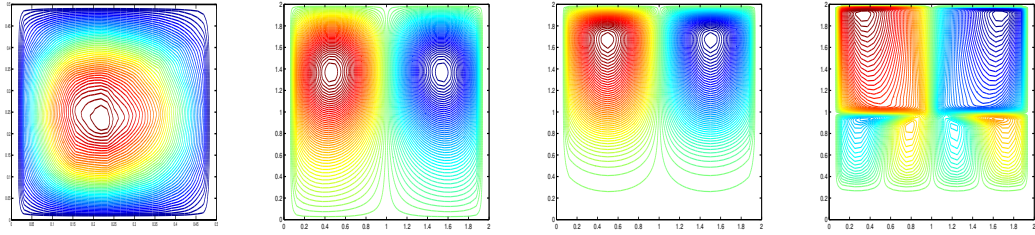


Figure 4: Stationary convective regimes. Level lines of the stream function for $F_K = 1.5$, $R_p = 3500$, for $F_K = 1$, $R_p = 100$, for $F_K = 1$, $R_p = 1000$ and for $F_K = 3.2$, $R_p = 1000$ (from left to right).

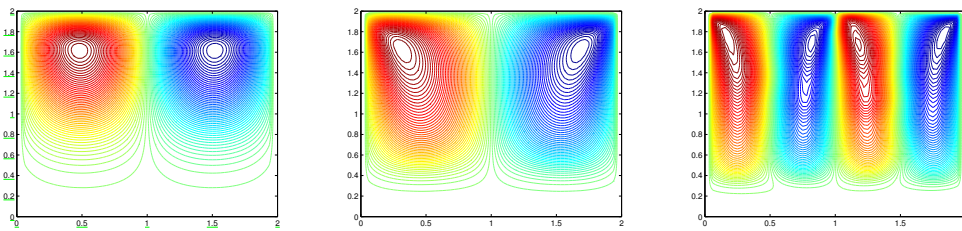


Figure 5: Stationary and Oscillating convective regimes. Level lines of the stream function for $R_p = 3500$ and for $F_K = 0.2$ (left), $F_K = 1$ (middle) and for $F_K = 3.75$ (right).

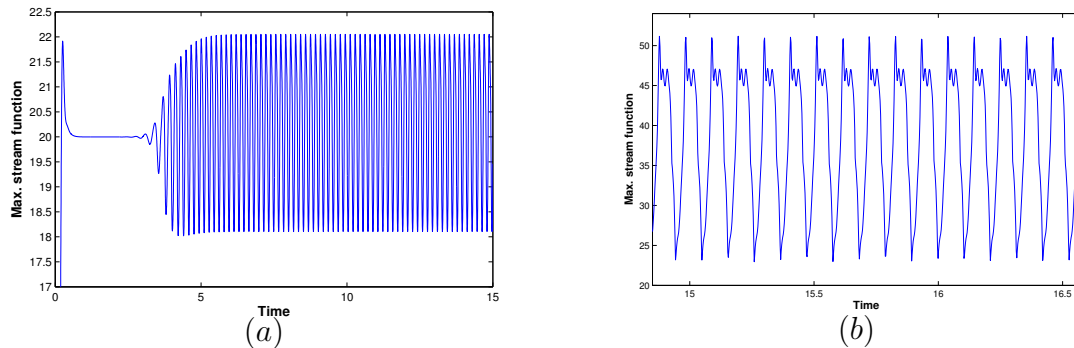


Figure 6: Oscillating convective regimes. Maximum of the stream function as a function of time for $R_p = 4 \times 10^3$ and for different values of F_K , (a) $F_K = 2.2$, (b) $F_K = 3.7$.

creases by increasing Rayleigh number. Figure 3 shows again the maximum of temperature as function of Frank-Kamenetskii parameter when $R_p = 4000$ and for different boundary conditions. The nature of boundary condition change significantly the behavior of the solution. The maximum of temperature increases more for the curve with zero boundary condition than for curve with adiabatic boundary condition. The no heat loss on the lateral walls, in the first case, lead to the increasing of the maximum of temperature. Also, the region of oscillations is wider for zero boundary condition.

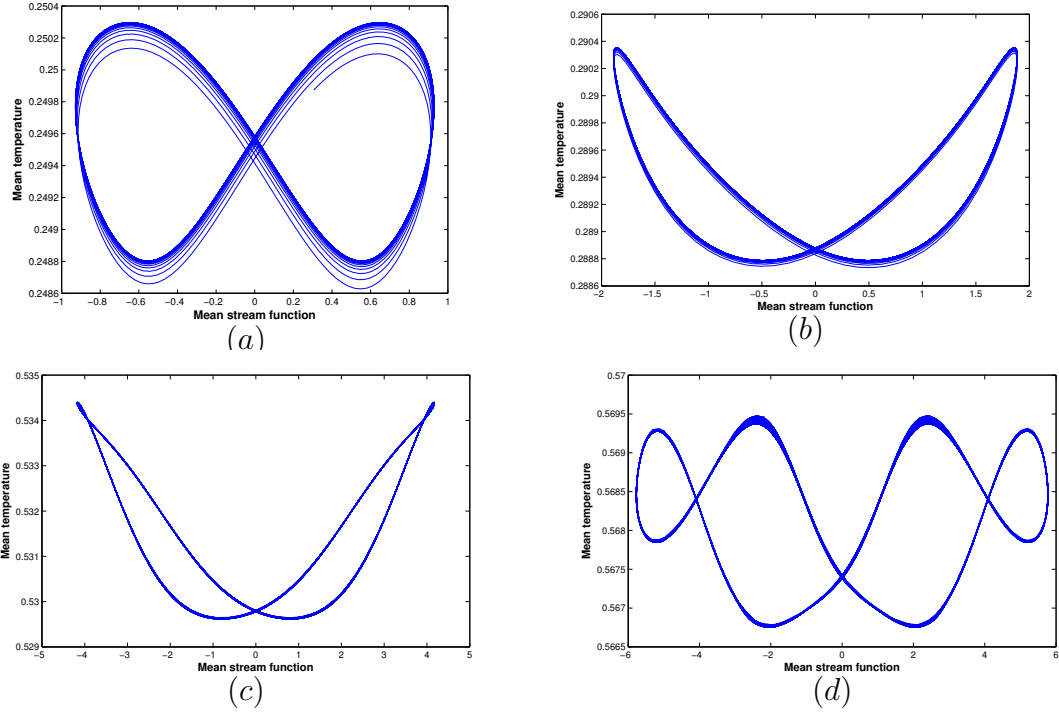


Figure 7: Oscillating convective regimes. Mean of temperature as function of the mean value of the stream function for $R_p = 4 \times 10^3$ and for different values of F_K , (a) $F_K = 2$, (b) $F_K = 2.2$, (c) $F_K = 3.5$, (d) $F_K = 3.7$.

Figure 4 shows level lines of the stream function for different values of parameters in the case of stationary convection. The maximum of the stream function grows significantly with the increase of the Rayleigh number. It is about 2×10^{-3} for $R_p = 100$ and about 4.5 for $R_p = 1000$. Besides, in the second case the vortices are located closer to the upper boundary (Figure 4, [second and third from the left](#)). For higher values of F_K (Figure 4, [right](#)), the maximal temperature increases, convection becomes more vigorous and there are additional four vortices located below the two main ones. [We notice that by reducing the domain size, we found one vortex \(Figure 4, left\). By increasing the size of the domain more vortices may appear \(see for instance Belk et al. \(2004\)\).](#)

Convective patterns depend on the values of parameters. Figures 5 show level lines of the stream function for different values of R_p and F_K . If we put $R_p = 3500$ and chose small Frank-Kamenetskii parameter, then we first observe two vortex regimes similar to those shown in Figure 4. The center of the two vortex move to the corners by increasing the Frank-Kamenetskii parameter (the two first cases correspond to the stationary convective regime). For larger values of $F_K = 3.75$, more vortices appear. They compress each other and pack vertically. This case correspond to the oscillatory convective regime.

Figure 6 shows the maximum of the stream function as a function of time for $R_p = 4 \times 10^3$ and for different values of the Frank-Kamenetskii parameter. For $F_k > 2$, instead of a stationary solution, we observe periodic oscillations. Figure 7 shows the mean value of the temperature as

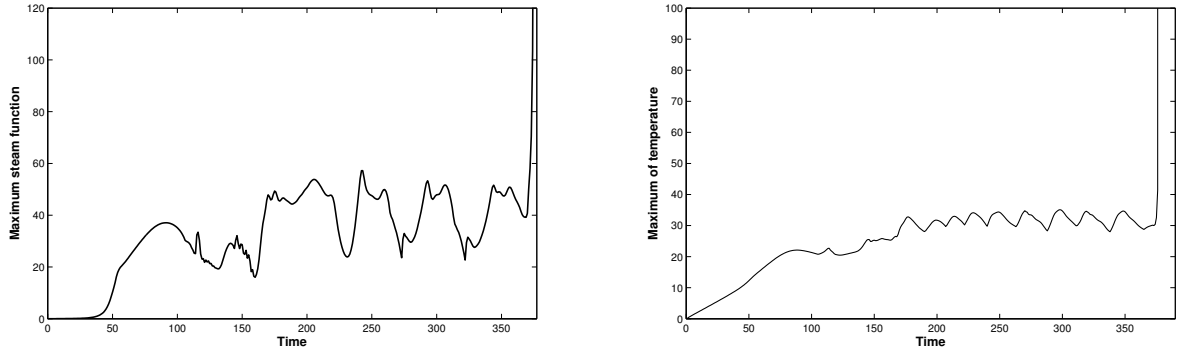


Figure 8: Maximum of the stream function (left) and of the temperature (right) as functions of time for $R_p = 4 \times 10^3$ and for $F_K = 3.757$.

a function of the mean value of the stream function. The solution forms closed curves which correspond to periodic oscillations. The structure of these curves changes with the increase of F_K . For small values, it is a simple ∞ -shape curve. For large values, it becomes double ∞ -shape. The transition from one to the other shown in Figure 7 b), c) where additional loops appear at upper corners. More complex structure of these curves for large F_K can be related to more complex convective regimes with more vortices.

If we increase the Frank-Kamenetskii parameter even more and cross the boundary separating convection and explosion domains in Figure 1, the maximum of the temperature and of the stream function oscillate during some time and then begin unlimited growth (Figure 8). It is oscillating heat explosion similar to that found before in the case where fluid motion was described by the Navier-Stokes equations (Dumont et al, 2002). Thus, along with usual heat explosion where temperature monotonically increases, there exists oscillating heat explosion where temperature oscillates before explosion. This effect is due to the interaction of heat release and natural convection.

4 The model with non-stationary Darcy equation

4.1 The new model setting

In this section, we will consider the following model:

$$\frac{\partial T}{\partial t} + \mathbf{v} \cdot \nabla T = \kappa \Delta T + qK(T)\phi(\alpha), \quad (4.1)$$

$$\frac{\partial \mathbf{v}}{\partial t} + \frac{\mu}{K} \mathbf{v} + \nabla p = g\beta\rho(T - T_0)\gamma, \quad (4.2)$$

$$\nabla \cdot \mathbf{v} = 0. \quad (4.3)$$

The difference in comparison with the model studied above is that we do not consider here the quasi-stationary approximation for Darcy's law. Introducing vorticity

$$\omega = \text{curl } \mathbf{v}, \quad (4.4)$$

multiplying the equation (4.2) by $\frac{K}{\mu}$ and following the same steps as in Sections 2 and 3, we obtain the system of equations:

$$\frac{\partial \theta}{\partial t} + \frac{\partial \psi}{\partial y} \frac{\partial \theta}{\partial x} - \frac{\partial \psi}{\partial x} \frac{\partial \theta}{\partial y} = \frac{\partial^2 \theta}{\partial x^2} + \frac{\partial^2 \theta}{\partial y^2} + F_K e^\theta, \quad (4.5)$$

$$\sigma \frac{\partial \omega}{\partial t} + \omega = R_p \frac{\partial \theta}{\partial x}, \quad (4.6)$$

$$\omega = -\Delta \psi, \quad (4.7)$$

where the parameter $\sigma = \frac{1}{V_a}$ stands for the inverse of Vadasz number, $V_a = P_r/D_a$, $P_r = \frac{\mu}{\kappa}$ is the Prandtl number and $D_a = \frac{K}{\ell^2}$ is the Darcy number.

4.2 Numerical method and results

As before, we use the alternative direction finite difference method to solve equation (4.5) and the fast Fourier transform to solve equation (4.7). Equation (4.6) is solved by an explicit Euler method.

Figure 9 shows the mean value of the temperature as a function of the mean value of the stream function for $R_p = 4 \times 10^3$ and for different values of σ . When using the first model (Section 4), we obtain a small "butterfly" in the bottom of the box (cf. Figure 7 (a)). This model is a particular case of the model introduced in Section 4.1 if we formally put $\sigma = 0$. Numerical results in Figure 9 show the convergence of solutions of system (4.5)-(4.7) to the solution of system (2.6)-(2.9) as $\sigma \rightarrow 0$.

Figure 10 shows critical Frank-Kamenetskii parameter as function of the inverse of Vadasz number for $R_p = 4 \times 10^3$. When the inverse of Vadasz number is equal to zero the critical Frank-Kamenetskii is approximately equal to $F_{K_c} \simeq 3.757$. When we increase the inverse of Vadasz number the critical Frank-Kamenetskii parameter decreases. For large values of the inverse of Vadasz number, there is no significant change on the critical Frank-Kamenetskii parameter.

5 Discussion

In this work, we study the influence of convection on thermal explosion in a porous medium. We begin with the model where a nonlinear reaction-diffusion equation is coupled to Darcy's law written under the quasi-stationary approximation. Stationary and oscillating convective regimes are observed. Conditions of explosion are determined and oscillating heat explosion is found. We

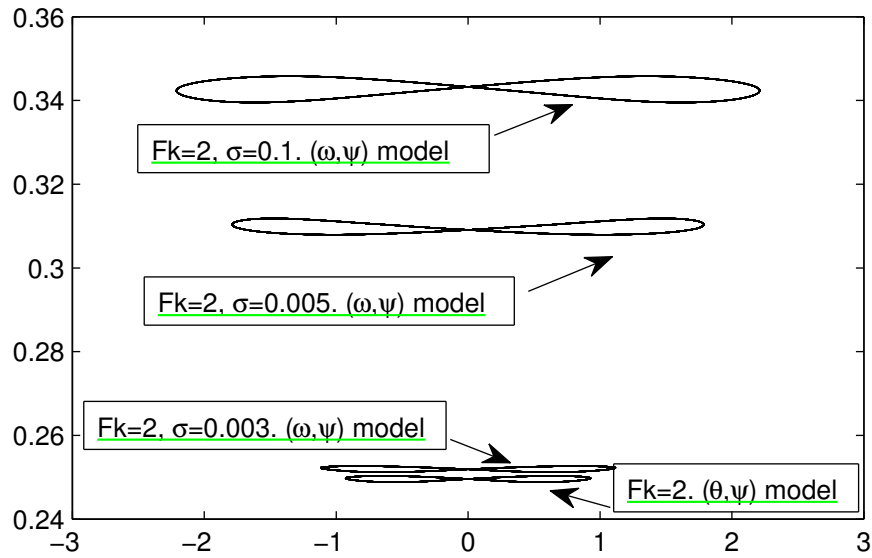


Figure 9: Mean of temperature as function of mean of stream function for $R_p = 4 \times 10^3$ and for different values of σ . Solution of the complete Darcy's law converges to the solution under quasi-stationary approximation as σ decreases.

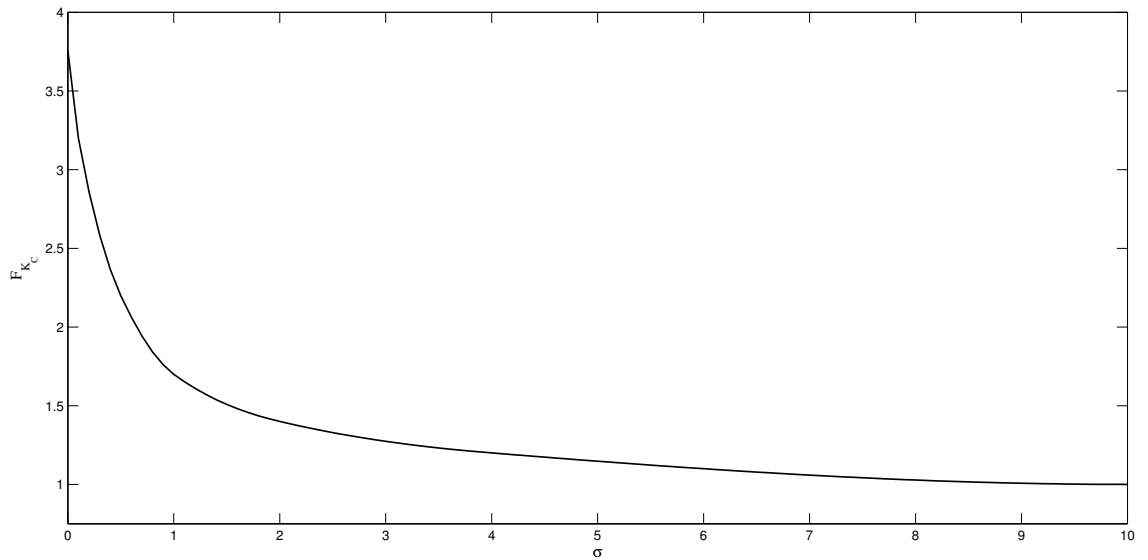


Figure 10: Critical Frank-Kamenetskii parameter as function of the inverse of Vadasz number for $R_p = 4 \times 10^3$.

next consider the complete equations of motion without quasi-stationary approximation. Numerical simulations show the convergence of the solution to the solution under the quasi-stationary approximation as the Vadasz number increases.

Let us note that stationary convective regimes in the problem of heat explosion in a porous medium were already observed in literature (Kordilewsky et al., 1984; Viljoen et al. 1987). We show in this work that the structure of convective solutions depend on the intensity of heat release. When the Frank-Kamenetskii parameter increases, a second range of vortices appears in the lower part of the domain.

It is interesting that interaction of heat release with convection can result in oscillating convective regimes. Some indication to this was done in Viljoen et al. (1987) where linear stability analysis showed that Hopf bifurcation could occur. The authors interpreted it as a possible transition to heat explosion and not to oscillating convective regimes. On the other hand, we have also found oscillating heat explosion where the temperature oscillates before it starts unlimited growth. Such regimes can be observed if we increase F_K starting from periodically oscillating convective solutions.

Finally, we analyzed applicability of quasi-stationary Darcy law used in all previous works devoted to heat explosion in a porous medium. It appears that it is a good approximation for large values of the Vadasz number. However, it may not be valid for certain parameter ranges. In particular, we can expect that in some cases the quasi-stationary approximation modifies conditions of heat explosion and ignition time.

References

- Balakotaiah V., and Pourtalet P. 1990. Natural Convection Effects on Thermal Ignition in a Porous Medium I. Semenov Model. *Proc. R. Soc. Lond. A*, **429**, 533.
- Belk M., and Volpert V. 2004. Modeling of heat explosion with convection. *Chaos*, **14**, 263.
- Ducrot A., and Volpert V. 2005. Modelling of convective heat explosion. *Journal of Technical Physics*, **46**, 129.
- Dumont T., Genieys S., Massot M., and Volpert V. 2002. Interaction of thermal explosion and natural convection: critical conditions and new oscillating regimes. *SIAM J. Appl. Math.*, **63**, 351.
- Frank-Kamenetskii D.A. 1969. *Diffusion and Heat Transfer in Chemical Kinetics* (Plenum Press, New York).
- Gatica J.E., Viljoen H.J., and Hlavacek V. 1989. Interaction between chemical reaction and natural convection in porous media. *Chemical Eng. Science*, **44**, 1853.

- Kagan L., Berestycki H., Joulin G., and Sivashinsky G. 1997. The effect of stirring on the limit of thermal explosion. *Combustion Theory and Modelling*, **1**, 97.
- Khudyaev S.I., Shtessel E.A., and Pribytkova K.V. 1971. Numerical solution of the heat explosion problem with convection. *Combustion, Explosion and Shock Waves*, (Fizika gorenija i vzryva), **2**, 167.
- Kordilewsky W., and Krajewki J. 1984. Convection effects on thermal ignition in porous media. *Chemical Eng. Science*, **39**, 610.
- Lazarovici A., Volpert V., and Merkin J.H. 2005. Steady states, oscillations and heat explosion in a combustion problem with convection. *European Journal of Mechanics B/Fluids*, **24**, 189.
- Liu Ting-Yueh, Campbell Alasdair N., Hayhurst Allan N., and Cardoso Silvana S.S. 2010. On the occurrence of thermal explosion in a reacting gas: The effects of natural convection and consumption of reactant. *Combustion and Flame*, **157**, 230.
- Merzhanov A.S., and Shtessel E.A. 1973. Free convection and thermal explosion in reactive systems. *Astronautica Acta*, **18**, 191.
- Osipov A.I., Uvarov A.V., and Roschina N.A. 2007. Influence of natural convection on the parameters of thermal explosion in the horizontal cylinder. *Int. J. Heat Mass Transfer*, **50**, 5226.
- Semenov N.N. 1935. *Chemical Kinetics and Chain Reactions* (Clarendon Press, Oxford).
- Viljoen H.J., and Hlavacek V. 1987. Chemically driven convection in a porous medium. *AIChE Journal*, **33**, 1344.
- Viljoen H.J., Gatica J.E., and Hlavacek V. 1988. Induction time for thermal explosion and natural convection in porous media. *Chemical Eng. Science*, **43**, 2951.
- Zeldovich Ya.B., Barenblatt G.I., Librovich V.B., and Makhviladze G. M. 1985. *The Mathematical Theory of Combustion and Explosions* (Consultants Bureau, Plenum, New York).