



Universiteit
Leiden
The Netherlands

Spectrum formation in X-ray pulsars at very low mass accretion rate: Monte Carlo approach

Mushtukov, A.A.; Suleimanov, V.F.; Tsygankov, S.S.; Portegies Zwart, S.F.

Citation

Mushtukov, A. A., Suleimanov, V. F., Tsygankov, S. S., & Portegies Zwart, S. F. (2021). Spectrum formation in X-ray pulsars at very low mass accretion rate: Monte Carlo approach. *Monthly Notices Of The Royal Astronomical Society*, 503(4), 5193-5203. doi:10.1093/mnras/stab811

Version: Not Applicable (or Unknown)

License: [Leiden University Non-exclusive license](#)

Downloaded from: <https://hdl.handle.net/1887/3256720>

Note: To cite this publication please use the final published version (if applicable).

Spectrum formation in X-ray pulsars at very low mass accretion rate: Monte-Carlo approach

Alexander A. Mushtukov,^{1,2*} Valery F. Suleimanov,^{3,4,2} Sergey S. Tsygankov^{5,2}
and Simon Portegies Zwart¹

¹ *Leiden Observatory, Leiden University, NL-2300RA Leiden, The Netherlands*

² *Space Research Institute of the Russian Academy of Sciences, Profsoyuznaya Str. 84/32, Moscow 117997, Russia*

³ *Institut für Astronomie und Astrophysik, Universität Tübingen, Sand 1, D-72076 Tübingen, Germany*

⁴ *Kazan Federal University, Kremlevskaya str. 18, Kazan 42008, Russia*

⁵ *Department of Physics and Astronomy, FI-20014 University of Turku, Finland*

25 June 2020

ABSTRACT

It has been recently discovered that the transition of X-ray pulsars to the low luminosity state ($L \lesssim 10^{35}$ erg s⁻¹) is accompanied by a dramatic spectral changes. Namely, the typical power-law-like spectrum with high energy cutoff transforms into a two-component structure with a possible cyclotron absorption feature on top of it. It was proposed that these spectral characteristics can be explained qualitatively by the emission of cyclotron photons in the atmosphere of the neutron star caused by collisional excitation of electrons to upper Landau levels and further comptonization of the photons by electron gas. The latter is expected to be overheated in a thin top layer of the atmosphere. In this paper, we perform Monte Carlo simulations of the radiative transfer in the atmosphere of an accreting neutron star while accounting for a resonant scattering of polarized X-ray photons by thermally distributed electrons. The spectral shape is shown to be strongly polarization-dependent in soft X-rays ($\lesssim 10$ keV) and near the cyclotron scattering feature. The results of our numerical simulations are tested against the observational data of X-ray pulsar A 0535+262 in the low luminosity state. We show that the spectral shape of the pulsar can be reproduced by the proposed theoretical model. The applications of the discovery to the observational studies of accreting neutron stars are discussed.

Key words: X-rays: binaries – stars: neutron – radiative transfer – scattering – stars: magnetic field – polarization

1 INTRODUCTION

X-ray pulsars (XRP) are composed of an accreting strongly-magnetized neutron star (NS) orbiting around an optical stellar companions (for a review see e.g., [Walter et al. 2015](#)). One of the richest family of XRP are systems with Be star as companion (BeXRP; [Reig 2011](#)). These systems exhibit strong transient activity that allows us to study radiation's interaction with a matter under extremely strong magnetic fields at a wide range of mass accretion rates covering up to six orders of magnitude ([Doroshenko et al., 2020](#)).

From an observational point of view, spectra of XRP at high luminosities ($> 10^{36}$ erg s⁻¹) have similar shapes which can be well fitted by a power-law with an exponential cut-off at high energies (see, e.g., [Nagase 1989](#); [Filippova et al. 2005](#)). However, it was recently discovered that decrease of

the observed luminosity below this value is accompanied by the dramatic changes of the energy spectra, pointing to varied physical and geometrical properties of the emission region.

In particular, it was shown for the case of two transient XRP, GX 304–1 and A 0535+26, that once their luminosity drops down to $10^{34} - 10^{35}$ erg s⁻¹, the "canonical" spectral shape of their emission undergoes a dramatic transition into a two-component structure consisting of two humps peaking at $\sim 5-7$ keV and $\sim 30-50$ keV ([Tsygankov et al. 2019a,b](#)). The only other source with a similar spectral structure observed earlier is persistent low-luminosity XRP X Persei ([Doroshenko et al. 2012](#)), which, however, never showed spectral transitions as a function of luminosity. In the case of A 0535+26, a cyclotron absorption feature was also detected on top of the high energy component of the spectrum. The appearance of the high-energy spectral component was interpreted by the recombination of electrons collisionally excited

* E-mail: al.mushtukov@gmail.com (AAM)

to the upper Landau levels in the heated layers of the NS atmosphere (see Fig. 1, Tsygankov et al. 2019b). However, no quantitative description had been done.

Dramatic spectral changes in XRP spectra at very low mass accretion rates can shed light on different physical processes responsible for the spectra formation at different luminosities. Depending on the luminosity, one can distinguish different regimes of accretion, i.e., the interaction of radiation with accreting plasma:

(i) At high mass accretion rates, the luminosity and local X-ray energy flux are high enough to stop accretion flow above NS surface in radiation-dominated shock (Lyubarsky & Sunyaev 1982). Below the shock region, the matter slowly settles down to the stellar surface and forms the so-called accretion column confined by a strong magnetic field (Inoue 1975; Basko & Sunyaev 1976; Wang & Frank 1981). Because of magnetic field confinement and opacity reduced in a strong magnetic field (Herold 1979), the accretion column can survive under the extreme conditions of high radiation pressure. The minimal accretion luminosity, which is sufficient to stop the matter in radiation pressure dominated shock, is called the critical luminosity L_{crit} (Basko & Sunyaev 1976). The critical luminosity is of the order of 10^{37} erg s $^{-1}$, and depends on the geometry of accretion flow and magnetic field strength at the NS surface (Becker et al. 2012; Mushtukov et al. 2015a).

(ii) At low mass accretion rates (sub-critical regime, when $L < L_{\text{crit}}$), the radiation pressure is insufficient to stop accretion flow above NS surface, and final braking of the flow happens in the atmosphere of a NS due to collisions between particles. Sub-critical accretion results in hot spots at the stellar surface located close to the NS's magnetic poles. Even in the sub-critical regime, the accretion flow dynamics can be affected by radiation pressure, and X-ray spectra can be shaped by the interaction of photons with the accreting material (see, e.g., Becker & Wolff 2007; Mushtukov et al. 2015b). Only in the case of very low mass accretion rates ($\dot{M} \lesssim 10^{15}$ g s $^{-1}$) the influence of interaction between accreting matter and radiation above the NS surface is negligible. In this regime, almost all energy of accretion flow is released in the geometrically thin NS atmosphere, where the accreted protons transfer their kinetic energy to the plasma heating. In this case, the geometry of the emitting region is elementary, and the plane-parallel approximation for the particle heated atmosphere is a reasonable approximation for a complete description of spectra formation.

In this work, based on the Monte-Carlo simulations of radiative transfer in a strong magnetic field, we propose the first simple two-slab model describing the spectral formation in XRP spectra at very low mass accretion rates. In Section 2, we introduce our model set up and the basic assumptions of radiative transfer. Results of numerical simulations and their comparison with the observational data are given in Section 3. In final Section 4 we summarize our results and propose applications to the observational studies.

2 MODEL SET UP

2.1 Geometry of emitting region

Sub-critical mass accretion rates (see e.g. Basko & Sunyaev 1976; Mushtukov et al. 2015a) result

in the simplest geometry of emitting regions: the X-ray photons are produced by hot spots at the NS surface. If the mass accretion rate is well below the critical luminosity value $L \ll L_{\text{crit}}$, the influence of X-ray energy flux on the dynamics of the accretion process is insignificant (Mushtukov et al. 2015b).

In the case of magnetic field dominated by dipole component, the area of the spots at the NS surface can be roughly estimated as

$$S \approx 3 \times 10^9 \Lambda^{-7/8} m^{-13/20} R_6^{19/10} B_{12}^{-1/2} L_{37}^{2/5} \text{ cm}^2, \quad (1)$$

where Λ is a constant which depends on accretion flow geometry: $\Lambda < 1$ for the case of accretion through the disc with $\Lambda = 0.5$ being a commonly used value (see e.g. Ghosh & Lamb 1978; Lai 2014), m is the NS mass measured in units of solar masses M_{\odot} , R_6 is the NS radius measured in 10^6 cm, B_{12} is the magnetic field strength at the pole of a NS measured in units of 10^{12} G, and L_{37} is the accretion luminosity of XRP measured in units of 10^{37} erg s $^{-1}$. The corresponding effective temperature of a hot spots can be estimated as

$$T_{\text{eff}} = \frac{L}{2\sigma_{\text{SB}}S} = 6.6 \Lambda^{7/32} m^{13/80} R_6^{-19/40} B_{12}^{1/8} L_{37}^{3/20} \text{ keV}, \quad (2)$$

where σ_{SB} is the Stefan-Boltzmann constant.

In the case of accretion on weakly magnetized NSs, the protons of accretion flow brake in a stellar atmosphere due to Coulomb interactions with atmospheric electrons (see Chapter 3 in Frank et al. 2002). In the case of highly magnetized atmospheres, the physical picture is similar, but a significant fraction of proton kinetic energy turns into excitation of electrons to upper Landau levels (Nelson et al. 1995). Further de-excitation of electrons results in production of cyclotron photons at energy $E_{\text{cyc}} \approx 11.6 B_{12}$ keV (it is a case if $B \lesssim 10^{13}$ G, see e.g. Harding & Preece 1987). It is expected that the sources of cyclotron photons decay exponentially with the optical depth $\propto e^{-\tau/\tau_{\text{br}}}$, where τ_{br} is a typical optical depth due to Thomson scattering, where the accretion flow is braked due to collisions. The total number of cyclotron photons emitted in the atmosphere per cm 2 in a sec due to accretion flow braking can be estimated as

$$\frac{1}{S} \frac{dN_{\text{cyc}}}{dt} \approx 6.2 \times 10^{35} \frac{L_{37}}{E_{\text{cyc,keV}} S_{10}} \text{ cm}^{-2} \text{ s}^{-1}. \quad (3)$$

A temperature structure of the accretion heated weakly magnetized atmosphere could be divided into two qualitatively different layers. The most of energy is released in deep optically thick layers (if $\tau_{\text{br}} > 1$) where the plasma mass density is high enough and cooling due to free-free emission can compensate the heating due to braking of the accretion flow. The deep heated layer is close to being isothermal, with the temperature close to the effective one (2). However, the upper rarefied layers of the atmosphere have too low density to be able to cool with free-free emission. As a result, the upper layers are cooled by Compton scattering and overheated up to tens and even a hundred keV (see, e.g., Suleimanov et al. 2018). We assume that the highly magnetized accretion heated atmospheres have a similar qualitatively structure. Thus, we consider a plane-parallel magnetized semi-infinite atmosphere with a thin overheated upper layer and an isothermal deeper layer. The temperatures of both parts are free parameters of our model, as well as the

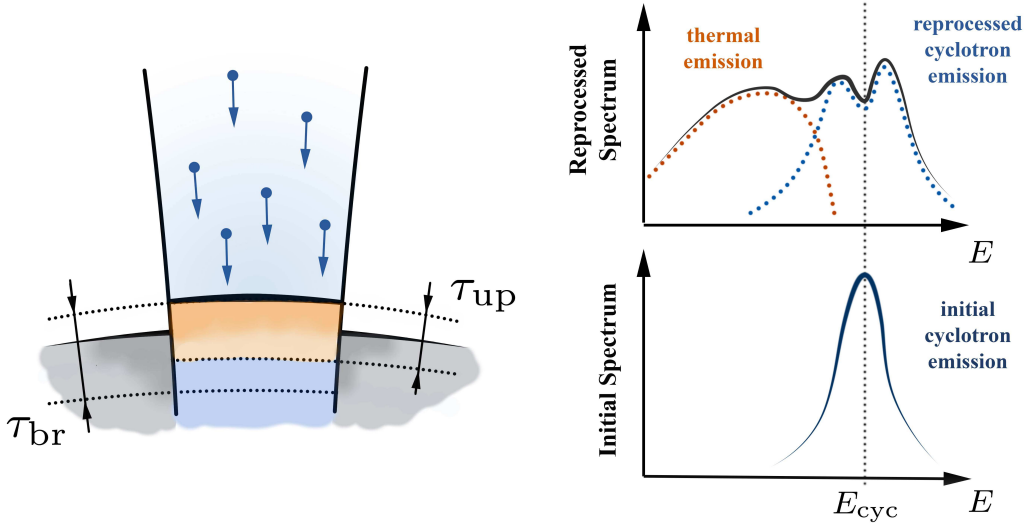


Figure 1. Schematic picture of the theoretical model. The X-ray energy spectrum is originated from the atmosphere of a NS with the upper layer overheated by low-level accretion. The accretion flow is stopped in the atmosphere due to collisions. Collisions result in excitation of electrons to upper Landau levels. The following radiative de-excitation of electrons produces cyclotron photons. The cyclotron photons are partly reprocessed by magnetic Compton scattering and partially absorbed in the atmosphere. The reprocessed photons form a high-energy component of the spectrum, while the absorbed energy is released in thermal emission and forms a low-energy part of the spectrum.

optical thickness of the overheated slab. The magnetic field is taken to be perpendicular to the NS surface, which is a good approximation for the regions located close to the magnetic poles of a NS. The resulting spectrum is computed by solving the radiation transfer equation using the Monte-Carlo method.

2.2 Radiative transfer

We consider a radiative transfer of polarized X-ray photons in a simplified way, when the radiation can be described by specific intensities in two normal polarization modes $I_E^{(j)}$, where $j = 1$ ($j = 2$) corresponds to X-mode (O-mode). The radiative transfer equation can be written as

$$\begin{aligned} \cos \theta \frac{dI_E^{(j)}(\Omega)}{d\tau_{\text{T}}} &= \frac{\alpha_{\text{abs}}^{(j)}(\Omega)}{\alpha_{\text{T}}} I_E^{(j)}(\Omega) \\ &- \sum_{i=1}^2 \int_0^{\infty} dE' \int_{(4\pi)} d\Omega' \\ &\times \left[R_{ji}(E, \Omega | E', \Omega') I_{E'}^{(i)}(\Omega') \right. \\ &\left. - R_{ij}(E', \Omega' | E, \Omega) I_E^{(j)}(\Omega) \right] \\ &- \frac{\alpha_{\text{abs}}^{(j)}(\Omega)}{\alpha_{\text{T}}} \frac{B_E}{2} - S_{\text{ini}}^{(j)}(E, \Omega), \end{aligned} \quad (4)$$

where θ is the angle between the photon momentum and B -field direction, τ_{T} is the optical depth due to Thomson scattering, $\alpha_{\text{abs}}^{(j)}$ is the coefficient of true absorption, α_{T} is the absorption coefficient due to Thomson scattering, $R_{ij}(E, \Omega | E', \Omega')$ is photon redistribution function due to the magnetized Compton scattering, $B_E(T)$ is the Planck function. The redistribution function $R_{ij}(E, \Omega | E', \Omega')$ describes

redistribution of X-ray photons over energy, momentum and polarization state. It is related to the probability of photon transition from energy E' , direction given by solid angle Ω' and polarisation state j to energy E , direction Ω and spin state i due to the scattering.

The first term in the right-hand side of equation (4) describes the process of true absorption, which is assumed to be due to bremsstrahlung and cyclotron absorption followed by electron collision. The second term describes the photon redistribution due to Compton scattering. The third term introduces the thermal emission of photons, which is calculated according to the assumption of local thermodynamical equilibrium (LTE). The last term gives the primary sources of cyclotron emission, which are distributed exponentially in our particular case $S_{\text{ini}} \propto e^{-\tau/\tau_{\text{br}}}$.

The ellipticity of normal modes depends on plasma conditions (temperature, mass density and chemical composition, see e.g. Ginzburg 1970; Kirk 1980) and vacuum polarization (see Harding & Lai 2006 for review). We neglect the effects of vacuum polarization (see Appendix B) and use the approximate ellipticity of the modes affected by plasma effects only:

$$\begin{aligned} K_j(E, \theta) &\equiv -i \left(\frac{E_x}{E_y} \right) \\ &= \frac{2 \cos \theta}{\frac{E_{\text{cyc}}}{E} \sin^2 \theta - (-1)^j \sqrt{\frac{E_{\text{cyc}}^2}{E^2}} \sin^4 \theta + 4 \cos^2 \theta}, \end{aligned} \quad (5)$$

where E_x (E_y) is the photon's electric field component along (perpendicular to) the $k - B$ plane (Gnedin & Syunyaev 1973).

The main processes of interaction between radiation and matter in our model are (i) Compton scattering, (ii) cyclotron absorption, and (iii) bremsstrahlung.

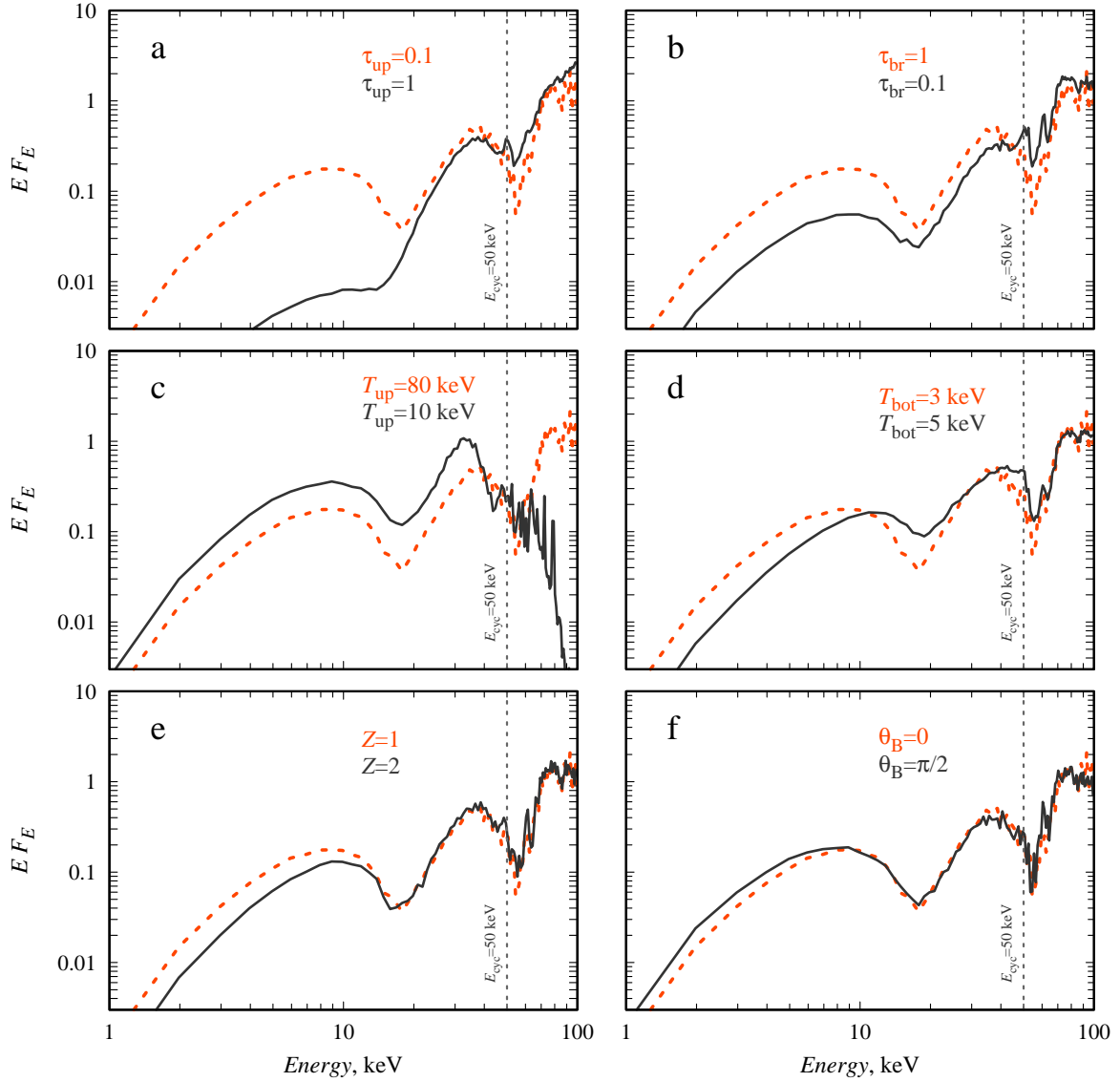


Figure 2. $E F_E$ spectrum of X-ray radiation living the atmosphere of a NS at very low mass accretion rates. The fiducial case is given by red dashed line and corresponds to the case of atmosphere with overheated upper layer: $E_{\text{cyc}} = 50$ keV, $T_{\text{bot}} = 3$ keV, $T_{\text{up}} = 80$ keV, $\tau_{\text{up}} = 0.1$, $\tau_{\text{br}} = 1$, $Z = 1$. Different panels show the influence of different parameters on the final X-ray energy spectrum. (a) The effect of optical thickness τ_{up} of the overheated upper layer. (b) The influence of effective depth τ_{br} , where the accretion flow is stopped by collisions. (c) The influence of the temperature T_{up} of the overheated upper layer. (d) The influence of the temperature T_{bot} of the atmosphere below the overheated upper layer. (e) The influence of the chemical composition of the atmosphere. (f) The influence of the angle θ_{B} between the magnetic field lines and normal to the NS surface. The run results from 4×10^5 photons, leaving the atmosphere.

Compton scattering is affected by a strong magnetic field (Daugherty & Harding 1986). The scattering cross-section depends on photon energy E , momentum, and polarization state. The scattering of photons of cyclotron energy becomes resonant. In this paper, Compton scattering is considered in a non-relativistic manner (see, e.g., Herold 1979). The cross-sections for linearly polarized photons discussed by Herold 1979 are recalculated for the case of plasma polarization modes of ellipticity given by (5). The redistribution of photons accounts for electrons' one-dimensional thermal motion at the ground Landau level (see details in Mushtukov et al., in prep.). The thermal motion of electrons

significantly affects both scatterings below the cyclotron resonance and at the cyclotron resonance.¹ In our Monte-Carlo code, we use pre-calculated tables, which describe the redistribution of photons over the energy, momentum, and polarization states.

Cyclotron absorption at the fundamental depends on the photon polarization state and is calculated according to

¹ The thermal broadening of the resonance is calculated according to one-dimensional electron distribution and natural width of Landau levels approximately calculated according to Pavlov et al. 1991.

Zheleznyakov 1977. In the case of $kT_e \ll m_e c^2$, the adopted absorption cross section for extraordinary photons is given by

$$\sigma_s^{(1)} \simeq 5.67 \times 10^3 \frac{\sigma_T}{B_{12}} \frac{(1 + \cos^2 \theta)}{|\cos \theta|} \left(\frac{m_e c^2}{kT_e} \right)^{1/2} \times \exp \left[-\frac{m_e c^2}{2kT_e \cos^2 \theta} \left(\frac{E - E_{\text{cyc}}}{E_{\text{cyc}}} \right)^2 \right], \quad (6)$$

where k is the Boltzmann constant. The cross section of cyclotron absorption for O-mode photons is smaller: $\sigma_s^{(2)} \approx \sigma_s^{(1)} (kT_e/m_e c^2)$. In the case of $kT_e \sim m_e c^2$ the absorption cross section is obtained numerically under the assumption that the distribution of electrons over the momentum p_e on the ground Landau level is given by

$$f_e(p_e) = \frac{1}{2} \frac{e^{-y\gamma}}{K_1(y)}, \quad (7)$$

where $\gamma = (1 + p_e^2)^{1/2}$ is the Lorentz factor, $y = m_e c^2 / (kT_e)$ is the inverse dimensionless temperature and K_1 is the modified Bessel function of the second kind (Mushtukov et al., in prep.). Cyclotron absorption at the fundamental results in excitation of an electron from the ground Landau level to the first excited level. Because the de-excitation rate of electrons due to emission of cyclotron photon r_{cyc} is much larger than the de-excitation rate due to collisions between particles r_{coll} (Bonazzola et al. 1979), the majority of cyclotron absorption events are followed by almost immediate photon emission and can be considered as an event of Compton scattering (see e.g., Harding & Lai 2006). The probability $P_{\text{abs,true}}$ that the cyclotron absorption event will end up with a true absorption can be estimated from known cyclotron r_{cyc} and collision r_{coll} de-excitation rates:

$$P_{\text{abs,true}} \simeq \frac{r_{\text{coll}}}{r_{\text{cyc}}} \sim 1.7 \times 10^{-7} n_{e,21} B_{12}^{-7/2}, \quad (8)$$

where $n_{e,21} = n_e / 10^{21} \text{ cm}^{-3}$ is local number density of electrons, which is taken in our calculations to be dependent on optical depth in the atmosphere.

Free-free (bremsstrahlung) opacity is polarization, direction and density dependent and calculated according to Lai & Ho 2003 (see Appendix A) and under assumption that the ellipticity of normal modes is given by (5).

The initial cyclotron photons are emitted at $\sim E_{\text{cyc}}$ with the thermal broadening, which depends on the direction in respect to magnetic field lines. The angular distribution of the cyclotron photons is taken to be isotropic.

3 RESULTS OF NUMERICAL SIMULATIONS

Non-linear effects of radiative transfer are not valuable at low luminosities and are not taken into account in the radiative transfer equation (4). In this case, the transfer of X-ray photons originated from different initial sources can be considered separately. There are two primary initial sources of photons in our model: the cyclotron photons due to radiative de-excitation of electrons excited to upper Landau levels by collisions of accretion flow with the atmosphere, and black-body photons due to the assumption of LTE in the atmosphere of a NS. We simulate the radiative transfer of these two classes of X-ray photons separately. The sources

of cyclotron photons are distributed exponentially in the atmosphere. In contrast, the distribution of initial black-body photons is determined by the absorption coefficients in the atmosphere.

Simulating radiative transfer of both classes of photons with our Monte Carlo code, we reach a certain number of photons that leave the atmosphere of a NS. To construct a total spectrum, we have to normalize the contribution of both primary sources. The normalization is performed on the base of energy conservation law in the atmosphere. We count the number of absorbed photons and calculate the total luminosity absorbed by the atmosphere simulating the transfer of initial cyclotron photons. The absorbed luminosity has to be reprocessed and emitted from the atmosphere as thermal radiation. It provides a way to normalize the sources and construct the total X-ray energy spectrum.

3.1 Influence of NS atmosphere conditions on the X-ray spectra

For the case of fixed local magnetic field strength, there are five main parameters of the performed numerical simulations and resulting spectra of X-ray photons. These are (i) the optical thickness of the overheated upper layer due to Thomson scattering τ_{up} , (ii) the typical length of accretion flow braking in the atmosphere measured in optical depth due to Thomson scattering τ_{br} , (iii) the temperature of the atmosphere under the overheated upper layer T_{bot} , (iv) the temperature of the overheated upper layer T_{up} , and (v) the chemical composition of the atmosphere given by the atomic number Z . Here we investigate how these parameters affect the spectrum. To separate effects caused by different reasons, we compare the results of numerical simulations with the results based on the following set of fiducial parameters: $T_{\text{bot}} = 3 \text{ keV}$, $T_{\text{up}} = 80 \text{ keV}$, $\tau_{\text{up}} = 0.1$, $\tau_{\text{br}} = 1$, $Z = 1$, $\theta_B = 0$ (red line in Fig. 2 a-f).

In most cases, we see the X-ray energy spectrum consisting of two components. The low energy component is a result of black-body radiation comptonized by electrons in the atmosphere. The high energy component is a result of the initial emission of cyclotron photons and their further comptonization by electrons. The multiple scatterings of cyclotron photons are strongly affected by the resonance at the cyclotron energy broadened by the thermal motion. X-ray photons hardly escape the atmosphere at the energies close to the cyclotron energy, and because of that, the photons tend to escape in red and blue wings of a cyclotron line. Note that thermal emission also contributes to the initial photons at cyclotron energy because free-free absorption is resonant at E_{cyc} in X-mode.

Comparing the results of different numerical simulations, we can make some conclusions:

(a) The larger optical thickness of the overheated upper layer τ_{up} results a weaker soft-energy component of the spectrum (see Fig. 2a).

(b) Smaller optical depth of accretion flow braking τ_{br} leads to stronger high-energy component of X-ray spectrum (see Fig. 2b). It is natural because it is easier for cyclotron photons to leave the atmosphere from a smaller optical depth. The smaller optical depth of accretion flow braking also results in a smaller fraction of absorbed photons, which contribute to thermal low-energy part of X-ray spectra.

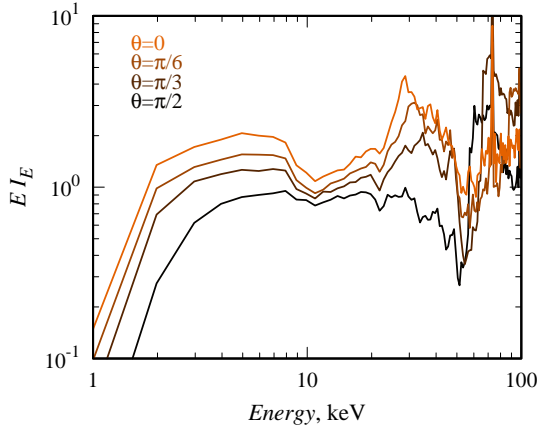


Figure 3. Specific intensity I_E at the stellar surface at different directions given by an angle θ between local B -field direction and photon momentum. Different curves are given for different angles $\theta = 0, \pi/6, \pi/3, \pi/2$. Note, that the intensity in red and blue wings of a cyclotron line are strongly variable. Parameters for simulated spectrum: $E_{\text{cyc}} = 50$ keV, $T_{\text{bot}} = 2$ keV, $T_{\text{up}} = 40$ keV, $\tau_{\text{up}} = 0.1$, $\tau_{\text{br}} = 1$, $Z = 1$.

(c) The lower temperature of the upper layer T_{up} influences the high energy part of X-ray spectra, weakening the blue wing of a cyclotron line (see Fig. 2c). If the temperature of the upper layer is much smaller than the cyclotron energy E_{cyc} , the most of cyclotron photons will be scattered into a red wing of the line.

(d) The temperature of the atmosphere below the overheated upper layer T_{bot} affects the low energy part of X-ray spectra (see Fig. 2d).

(e) The chemical composition affects the low energy part of X-ray spectra. The spectrum tends to be suppressed at low energies for larger Z (see Fig. 2e).

(f) The direction of magnetic field lines does not affect much the final spectra (see Fig. 2f).

The specific intensity of X-ray radiation leaving the atmosphere is angular dependent (see Fig. 3). In particular, a strong angular dependence of the specific intensity at red and blue wings of a cyclotron line is expected. The intensity integrated over the energies composes a pencil beamed diagram, which is slightly suppressed in the direction orthogonal to the stellar surface. This phenomenon is natural for the case of the atmosphere with the overheated upper layer: the contribution of the overheated upper layer into the intensity is smaller in the direction perpendicular to the stellar surface.

The X-ray energy flux leaving the atmosphere is polarization-dependent (see Fig. 4). The polarization dependence is particularly strong near the cyclotron energy, which is natural because the strength of cyclotron resonance and even its existence depends on the polarization state of a photon. At low energies $E \ll E_{\text{cyc}}$ the flux is dominated by X-mode photons because the scattering cross-section is smaller for this polarization state (Herold 1979; Daugherty & Harding 1986; Mushtukov et al. 2016). However, the difference in X-ray energy flux at different polarization states is not dramatic. Note, however, that the exact

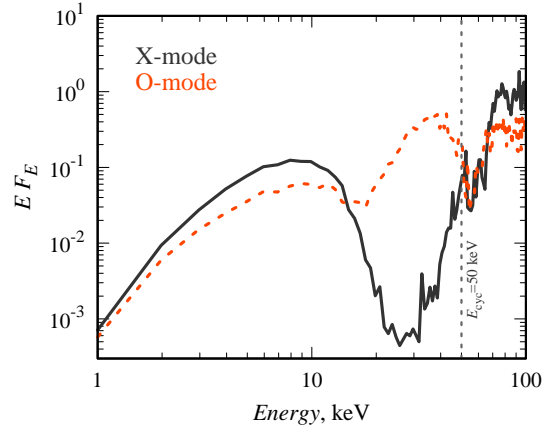


Figure 4. X-ray spectra at the NS surface in X- (black solid line) and O-mode (red dashed line). Parameters for simulated spectrum: $E_{\text{cyc}} = 50$ keV, $T_{\text{bot}} = 3$ keV, $T_{\text{up}} = 80$ keV, $\tau_{\text{up}} = 0.1$, $\tau_{\text{br}} = 1$, $Z = 1$.

predictions for polarization require detailed analyses of effects arising from vacuum polarization and complicated behavior of plasma dielectric tensor under conditions of high temperatures. The detailed analysis of these effects is beyond the scope of this paper and will be discussed in a separate publication.

3.2 Comparison to the observational data

In order to verify our model, we compared results of the simulations with the data obtained during a low-luminosity state of transient XRP A 0535+262 with $L_X = 7 \times 10^{34}$ erg s^{-1} . The data were adopted from Tsygankov et al. (2019b) and cover broad-energy band from 0.3 to 79 keV using *Swift*/XRT and *NuSTAR* instruments.

In Fig. 5 we represent the model calculated for the following set of parameters (see red line): $E_{\text{cyc}} = 42$ keV, $T_{\text{bot}} = 2.3$ keV, $T_{\text{up}} = 80$ keV, $\tau_{\text{up}} = 0.1$, $\tau_{\text{br}} = 1$, $Z = 1$. The theoretical model is based on Monte Carlo simulation with 4×10^5 photons, leaving the atmosphere. As can be seen, our theoretical predictions are able to describe complex spectral shape of the source including all observed features.

4 SUMMARY AND DISCUSSION

4.1 Spectra formation at low mass accretion rates

We performed numerical simulation for spectra formation in XRP at very low-luminosity state, when the interaction between radiation and accretion flow above NS surface does not affect X-ray spectra and dynamics of the accretion flow. Our simulations are coherent with a physical model (see Fig. 1) where the accretion flow is braked in upper layers of NS atmosphere due to collisions between particles, and most of kinetic energy is released initially in the form of cyclotron photons. The spectra leaving the atmosphere of a NS is a matter of radiative transfer, strongly affected by magnetic Compton scattering. The essential ingredient

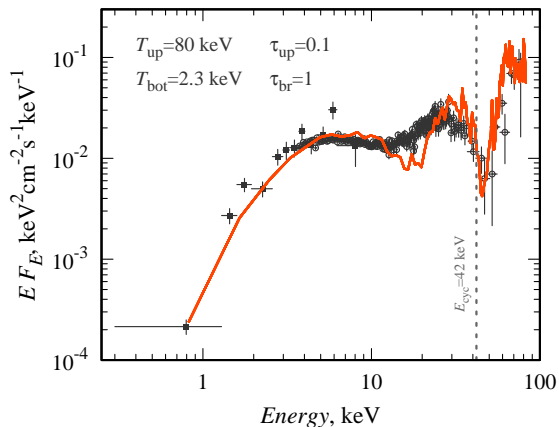


Figure 5. Observed $E F_E$ spectrum of A 0535+262 at accretion luminosity $7 \times 10^{34} \text{ erg s}^{-1}$ is given by black circles (*NuSTAR* FPMA and FPMB data) and squares (*Swift*/XRT). Simulated spectrum is represented by red line. Parameters for simulated spectrum: $E_{\text{cyc}} = 42 \text{ keV}$, $T_{\text{bot}} = 2.3 \text{ keV}$, $T_{\text{up}} = 80 \text{ keV}$, $\tau_{\text{up}} = 0.1$, $\tau_{\text{br}} = 1$, $Z = 1$. The run results from 2×10^5 photons leaving the atmosphere.

of the model is an overheated upper layer of the NS atmosphere proposed earlier by Suleimanov et al. 2018 for the case of low-level accretion onto weakly magnetized NSs. Simulated radiative transfer in the atmosphere was performed under the assumption of LTE and accounts for Compton scattering of X-ray photons by thermally distributed electrons, cyclotron, and free-free absorption. Two components in the spectrum correspond to comptonized thermal radiation (low-energy hump), and comptonized cyclotron photons (high-energy hump) originated from collisions of accreting particles with the electrons in the NS atmosphere and further radiative transition of electrons to the ground Landau level. The absorption feature on top of the high-energy hump is due to the resonant scattering of X-ray photons at cyclotron energy, which forces cyclotron photons to leave the atmosphere in the wings of a cyclotron line.

Using the constructed model, it was possible to reproduce the observed spectrum of X-ray pulsar A 0535+262 at a very low luminosity state (see Fig. 5, Tsygankov et al. 2019b). Qualitative agreement between simulated and observed X-ray spectra confirms assumptions of the underlying physical model. We argue that two-component spectra should be typical for low-level accretion onto magnetized NSs.

4.2 Applications to the observational studies

4.2.1 Investigation of the “propeller” state

Decreasing of the mass accretion rates in XRPs down to the very low values results in the transition of the source either to (i) the “propeller” state, when the accretion flow cannot penetrate through the centrifugal barrier set up by the rotating magnetosphere of a NS (see, e.g., Illarionov & Sunyaev 1975; Lipunov 1987; Ustyugova et al. 2006), or (ii) to the regime of stable accretion from a cold disc (see Tsygankov et al. 2017). “Propeller” effect was re-

cently detected in a few XRPs (see e.g., Tsygankov et al. 2016; Lutovinov et al. 2017). Moreover, in some sources, transitions into the “propeller” state were discovered to be accompanied by dramatic changes of X-ray energy spectra (Tsygankov et al. 2016). Specifically, in the energy range below $\sim 10 \text{ keV}$, the spectra were shown to become significantly softer with shape changed from the power-law to a black body with a typical temperature around 0.5 keV . However, it is still unknown if the centrifugal barrier blocks the accretion process entirely, and the detected soft X-ray spectra are observational evidence of cooling NS surface, or leakage of matter through the barrier is still possible and responsible for some fraction of the observed emission (Wijnands & Degenaar 2016; Rouco Escorial et al. 2017).

Our theoretical model of spectra formation provides a natural way to distinguish low-level accretion from the cooling NS surface. The hard component of X-ray spectra is a direct result and a specific feature of the accretion process. As a result, low-level accretion in the case of the leakage of the centrifugal barrier should result in two-component X-ray spectra, while the “propeller” state without penetration of material through the barrier should result in single hump soft spectra.

4.2.2 Measurements of magnetic field strength

Two-component X-ray energy spectra at low mass accretion rate provide a way to estimate magnetic field strength at the NS surface. Indeed, the hard component of X-ray spectra is formed around cyclotron energy, which is directly related to the field strength: $E_{\text{cyc}} \approx 11.6 B_{12} \text{ keV}$. Thus, the detection of hard-energy hump provides a way to estimate the cyclotron energy in the case when cyclotron absorption feature is not seen in the source spectrum.

For instance, the spectra of X Persei (Di Salvo et al. 1998), according to our model, implies the cyclotron energy $E_{\text{cyc}} \gtrsim 100 \text{ keV}$ and corresponding magnetic field strength $B \gtrsim 10^{13} \text{ G}$. Note that this estimation is coherent with the results based on timing analyses and torque models applied to this particular source (Doroshenko et al. 2012).

ACKNOWLEDGEMENTS

This work was supported by the Netherlands Organization for Scientific Research Veni Fellowship (AAM), the Väisälä Foundation (SST). VFS thanks Deutsche Forschungsgemeinschaft (DFG) for financial support (grant WE 1312/51-1). The authors also thank the Russian Science Foundation (grant 19-12-00423) for financial support.

DATA AVAILABILITY

The calculations presented in this paper were performed using a private code developed and owned by the corresponding author, please contact him for any request/question about. Data appearing in the figures are available upon request. The observational data used in the manuscript are adopted from those reported in Tsygankov et al. 2019b.

REFERENCES

- Basko M. M., Sunyaev R. A., 1976, MNRAS, 175, 395
- Becker P. A., Klochkov D., Schönherr G., Nishimura O., Ferrigno C., Caballero I., Kretschmar P., Wolff M. T., Wilms J., Staubert R., 2012, A&A, 544, A123
- Becker P. A., Wolff M. T., 2007, ApJ, 654, 435
- Bonazzola S., Heyvaerts J., Puget J. L., 1979, A&A, 78, 53
- Daugherty J. K., Harding A. K., 1986, ApJ, 309, 362
- Di Salvo T., Burderi L., Robba N. R., Guainazzi M., 1998, ApJ, 509, 897
- Doroshenko V., et al., 2020, MNRAS, 491, 1857
- Doroshenko V., Santangelo A., Kreykenbohm I., Doroshenko R., 2012, A&A, 540, L1
- Filippova E. V., Tsygankov S. S., Lutovinov A. A., Sunyaev R. A., 2005, Astronomy Letters, 31, 729
- Frank J., King A., Raine D. J., 2002, Accretion Power in Astrophysics: Third Edition
- Ghosh P., Lamb F. K., 1978, ApJ, 223, L83
- Ginzburg V. L., 1970, The propagation of electromagnetic waves in plasmas
- Gnedin Y. N., Syunyaev R. A., 1973, Zhurnal Eksperimentalnoi i Teoreticheskoi Fiziki, 65, 102
- Harding A. K., Lai D., 2006, Reports on Progress in Physics, 69, 2631
- Harding A. K., Preece R., 1987, ApJ, 319, 939
- Herold H., 1979, Phys. Rev. D, 19, 2868
- Illarionov A. F., Sunyaev R. A., 1975, A&A, 39, 185
- Inoue H., 1975, PASJ, 27, 311
- Kirk J. G., 1980, Plasma Physics, 22, 639
- Lai D., 2014, in European Physical Journal Web of Conferences Vol. 64 of European Physical Journal Web of Conferences, Theory of Disk Accretion onto Magnetic Stars. p. 01001
- Lai D., Ho W. C. G., 2003, ApJ, 588, 962
- Lipunov V. M., 1987, Ap&SS, 132, 1
- Lutovinov A. A., Tsygankov S. S., Krivoson R. A., Molkov S. V., Poutanen J., 2017, ApJ, 834, 209
- Lyubarsky Y. E., Sunyaev R. A., 1982, Technical report, Comptonization in radiation-dominated shocks and spectra of X-ray pulsars
- Mushtukov A. A., Nagirner D. I., Poutanen J., 2016, Phys. Rev. D, 93, 105003
- Mushtukov A. A., Suleimanov V. F., Tsygankov S. S., Poutanen J., 2015a, MNRAS, 447, 1847
- Mushtukov A. A., Tsygankov S. S., Serber A. e. V., Suleimanov V. F., Poutanen J., 2015b, MNRAS, 454, 2714
- Nagase F., 1989, PASJ, 41, 1
- Nelson R. W., Wang J. C. L., Salpeter E. E., Wasserman I., 1995, ApJ, 438, L99
- Pavlov G. G., Bezchastnov V. G., Meszaros P., Alexander S. G., 1991, ApJ, 380, 541
- Reig P., 2011, Ap&SS, 332, 1
- Rouco Escorial A., Bak Nielsen A. S., Wijnands R., Cavecchi Y., Degenaar N., Patruno A., 2017, MNRAS, 472, 1802
- Suleimanov V. F., Pavlov G. G., Werner K., 2010, ApJ, 714, 630
- Suleimanov V. F., Poutanen J., Werner K., 2018, A&A, 619, A114
- Tsygankov S. S., Doroshenko V., Mushtukov A. e. A., Suleimanov V. F., Lutovinov A. A., Poutanen J., 2019b, MNRAS, 487, L30
- Tsygankov S. S., Lutovinov A. A., Doroshenko V., Mushtukov A. A., Suleimanov V., Poutanen J., 2016, A&A, 593, A16
- Tsygankov S. S., Mushtukov A. A., Suleimanov V. F., Doroshenko V., Abolmasov P. K., Lutovinov A. A., Poutanen J., 2017, A&A, 608, A17
- Tsygankov S. S., Rouco Escorial A., Suleimanov V. F., Mushtukov A. A., Doroshenko V., Lutovinov A. A., Wijnands R., Poutanen J., 2019a, MNRAS, 483, L144
- Ustyugova G. V., Koldoba A. V., Romanova M. M., Lovelace R. V. E., 2006, ApJ, 646, 304
- Walter R., Lutovinov A. A., Bozzo E., Tsygankov S. S., 2015, A&ARv, 23, 2
- Wang Y. M., Frank J., 1981, A&A, 93, 255
- Wijnands R., Degenaar N., 2016, MNRAS, 463, L46
- Zheleznyakov V. V., 1977, Electromagnetic waves in cosmic plasma. Generation and propagation.

APPENDIX A: FREE-FREE ABSORPTION IN A STRONG MAGNETIC FIELD

The opacity due to free-free absorption is calculated in our simulations according to [Lai & Ho 2003](#). The opacity is dependent on magnetic field strength, polarization of X-ray photons, their energy and direction of the momentum in respect to local direction of B -field. The opacity for mode j of ellipticity K_j can be written as

$$\kappa_j^{\text{ff}} = \kappa_+ |e_+^j|^2 + \kappa_- |e_-^j|^2 + \kappa_0 |e_0^j|^2, \quad (\text{A1})$$

where e_0 , e_{\pm} are the spherical components of the photon's unit polarization vector with

$$\begin{aligned} |e_{\pm}^j|^2 &= \left| \frac{1}{\sqrt{2}} (e_x^j \pm i e_y^j) \right|^2 \\ &= \frac{[1 \pm (K_j \cos \theta + K_{z,j} \sin \theta)]^2}{2(1 + K_j^2 + K_{z,j}^2)}, \end{aligned} \quad (\text{A2})$$

$$|e_z^j|^2 = \frac{(K_j \sin \theta - K_{z,j} \cos \theta)^2}{1 + K_j^2 + K_{z,j}^2}. \quad (\text{A3})$$

The coefficients in (A1) are given by

$$\kappa_{\pm} = \frac{\omega}{c\rho} v_e \Lambda_{\pm} \gamma_{ei}^{\perp}, \quad \kappa_0 = \frac{\omega}{c\rho} v_e \gamma_{ie}^{\parallel}, \quad (\text{A4})$$

where

$$\Lambda_{\pm} = [(1 \pm u_e^{1/2})^2 (1 \mp u_i^{1/2})^2 + \gamma_{\pm}^2]^{-1}, \quad (\text{A5})$$

$$\gamma_{\pm} = \gamma_{ei}^{\perp} + (1 \pm u_e^{1/2}) \gamma_{ri} + (1 \mp u_i^{1/2}) \gamma_{re}. \quad (\text{A6})$$

Dimensionless quantities:

$$u_e = \left(\frac{E_{Be}}{E} \right)^2, \quad u_i = \left(\frac{E_{Bi}}{E} \right)^2, \quad v_e = \left(\frac{E_{pe}}{E} \right)^2, \quad (\text{A7})$$

where the energies corresponding to electron cyclotron frequency, ion cyclotron frequency, and the electron plasma frequency are given by

$$E_{Be} = 11.58 B_{12} \text{ keV}, \quad (\text{A8})$$

$$E_{Bi} = 6.305 \times 10^{-3} B_{12} \left(\frac{Z}{A} \right) \text{ keV}, \quad (\text{A9})$$

$$E_{pe} = 2.871 \times 10^{-2} \left(\frac{Z}{A} \right)^{1/2} \rho^{1/2} \text{ keV}. \quad (\text{A10})$$

The dimensionless dumping rates due to electron-ion collisions and photon emission by electrons and ions are given by

$$\begin{aligned} \gamma_{ei}^{\perp, \parallel} &= 4.55 \times 10^{-8} \frac{Z^2 n_{i,21}}{T_{\text{keV}}^{1/2} E_{\text{keV}}^2} \left(1 - e^{-E/kT} \right) g_{\perp, \parallel}^{\text{ff}}, \\ \gamma_{re} &= 9.52 \times 10^{-6} E_{\text{keV}}, \\ \gamma_{ri} &= 7.1 \times 10^{-7} \frac{Z^2}{A} E_{\text{keV}}, \end{aligned} \quad (\text{A11})$$

where $g_{\perp, \parallel}^{\text{ff}}$ are magnetic Gaunt factors, which are calculated according to [Suleimanov et al. 2010](#) in our simulations.

APPENDIX B: ON THE INFLUENCE OF VACUUM POLARIZATION

Assuming constant temperature in the atmosphere one can get the dependence of the mass density on the vertical coordinate x :

$$\rho(x) = \rho(x_0) \exp \left[\frac{gm_p}{kT} (x - x_0) \right], \quad (\text{B1})$$

where $g \simeq 1.3 \times 10^{14} mR_6^{-2} \text{ cm s}^{-2}$ is the acceleration due to gravity at the NS surface. If the opacity is given by Thomson opacity $\kappa_e = 0.34 \text{ cm}^2 \text{ g}^{-1}$, the local mass density is related to the optical depth in the atmosphere as

$$\rho = 40.6 \tau_T \frac{m}{T_{\text{keV}} R_6^2} \text{ g cm}^{-3}. \quad (\text{B2})$$

The critical mass density, when the contribution of vacuum polarisation becomes comparable to the contribution of plasma to the dielectric tensor, can be estimated as (Lai & Ho 2003)

$$\rho_V = 9.64 \times 10^{-5} Y_e^{-1} B_{12}^2 E_{\text{keV}}^2 f^{-2} \text{ g cm}^{-3}, \quad (\text{B3})$$

where $Y_e = Z/A$ and $f \sim 1$. At $\rho \ll \rho_V$ the dielectric tensor is dominated by vacuum effects, while at $\rho \gg \rho_V$, the dielectric tensor is dominated by plasma effects. Using (B2) and (B3) we get the optical depth due to Thomson scattering corresponding to ρ_V :

$$\tau_{T,V} = 2.4 \times 10^{-6} Y_e^{-1} B_{12}^2 T_{\text{keV}} E_{\text{keV}}^2 f^{-2} m^{-1} R_6^2. \quad (\text{B4})$$

Therefore, for the case of physical conditions expected in XRP A 0535+262, the polarization of X-ray photons in low-energy hump is well described by (5), while polarization of X-ray photons in high-energy hump might be affected by the effects of vacuum polarization, which will be investigated in a separate publication.

This paper has been typeset from a $\text{\TeX}/\text{\LaTeX}$ file prepared by the author.