



Universiteit
Leiden
The Netherlands

Analyzing scientific mobility and collaboration in the Middle East and North Africa

El Ouahi, J.; Robinson-García, N.; Costas Comesana, R.

Citation

El Ouahi, J., Robinson-García, N., & Costas Comesana, R. (2021). Analyzing scientific mobility and collaboration in the Middle East and North Africa. *Quantitative Science Studies*, 2(3), 1023-1047. doi:10.1162/qss_a_00149

Version: Publisher's Version

License: [Creative Commons CC BY 4.0 license](https://creativecommons.org/licenses/by/4.0/)

Downloaded from: <https://hdl.handle.net/1887/3250704>

Note: To cite this publication please use the final published version (if applicable).



Analyzing scientific mobility and collaboration in the Middle East and North Africa

Jamal El-Ouahi^{1,2} , Nicolas Robinson-García³ , and Rodrigo Costas^{1,4} 

¹Centre for Science and Technology Studies (CWTS), Leiden University, Leiden, Netherlands

²Clarivate Analytics, Dubai Internet City, Dubai, United Arab Emirates

³Delft Institute of Applied Mathematics (DIAM), TU Delft, Netherlands

⁴DST-NRF Centre of Excellence in Scientometrics and Science, Technology and Innovation Policy, Stellenbosch University, Stellenbosch, South Africa

an open access  journal



Citation: El-Ouahi, J., Robinson-García, N., & Costas, R. (2021). Analyzing scientific mobility and collaboration in the Middle East and North Africa. *Quantitative Science Studies*, 2(3), 1023–1047. https://doi.org/10.1162/qss_a_00149

DOI:
https://doi.org/10.1162/qss_a_00149

Supporting Information:
https://doi.org/10.1162/qss_a_00149

Received: 17 September 2020
Accepted: 19 July 2021

Corresponding Author:
Jamal El-Ouahi
j.el.ouahi@cwts.leidenuniv.nl

Handling Editor:
Vincent Larivière

Keywords: collaboration, globalization, international mobility, Middle East, North Africa, research policy, scientometrics indicators

ABSTRACT

This study investigates the scientific mobility and international collaboration networks in the Middle East and North Africa (MENA) region between 2008 and 2017. By using affiliation metadata available in scientific publications, we analyze international scientific mobility flows and collaboration linkages. Three complementary approaches allow us to obtain a detailed characterization of scientific mobility. First, we uncover the main destinations and origins of mobile scholars for each country. Results reveal geographical, cultural and historical proximities. Cooperation programs also contribute to explain some of the observed flows. Second, we use the academic age. The average academic age of migrant scholars in MENA was about 12.4 years. The academic age group 6–10 years is the most common for both emigrant and immigrant scholars. Immigrants are relatively younger than emigrants, except for Iran, Palestine, Lebanon, and Turkey. Scholars who migrated to Gulf Cooperation Council countries, Jordan, and Morocco were on average younger than emigrants by 1.5 years from the same countries. Third, we analyze gender differences. We observe a clear gender gap: Male scholars represent the largest group of migrants in MENA. We conclude by discussing the policy relevance of the scientific mobility and collaboration aspects.

1. INTRODUCTION

In the words of the physicist Julius Robert Oppenheimer, “the best way to send information is to wrap it up in a person” (Oppenheimer, 1948). The mobility of highly proficient individuals is a key mechanism by which institutions acquire knowledge and stimulate creativity and innovation (Dokko & Rosenkopf, 2010; Mawdsley & Somaya, 2016; Palomeras & Melero, 2010; Singh & Agrawal, 2011; Slavova, Fosfuri et al., 2015). They can serve as knowledge transmitters by transferring their prior knowledge to their receiving locations (Dokko, Wilk, & Rothbard, 2009; Jaffe, Trajtenberg, & Henderson, 1993). Additionally, they can intermediate connections with specialists known in prior locations (Breschi & Lissoni, 2009; Miguélez & Moreno, 2013; Singh, 2005). Scientists are no exception. Mobility has been described as a key aspect to improve scientific research (OECD, 2008; Scellato, Franzoni, & Stephan, 2015). Similarly, international collaboration promotes the production of high-quality knowledge (Wilsdon,

Copyright: © 2021 Jamal El-Ouahi, Nicolas Robinson-García, and Rodrigo Costas. Published under a Creative Commons Attribution 4.0 International (CC BY 4.0) license.



2011) and is indispensable to solve complex scientific problems (Sonnenwald, 2007). Scholars would usually produce higher-impact research when moving and collaborating internationally (Franceschet & Costantini, 2010; Gazni, Sugimoto, & Didegah, 2012; Glanzel, 2001; Sugimoto, Robinson-García et al., 2017; Van Raan, 1998).

Several authors have addressed scientific mobility from a sociological and an economical perspective (Baldwin, 1970; Beine, Docquier, & Rapoport, 2008; Boulding, 1966; Di Maria & Strykowski, 2009; Hayek, 1945; Johnson, 1965; Kidd, 1965; Mountford, 1997). The most dominant concept of “brain drain” appeared in the migration literature in the 1960s. First, it focused on the losses of highly skilled professionals from Europe, mainly the United Kingdom, to the United States, described as the “world’s largest skills magnet” by Lowell (2003). It has been shown that the “brain drain” had damaging effects for example in Eastern or Southern European countries (Ackers, 2005; Glytsos, 2010; Morano Foadi, 2006), or in Latin America (*Times Higher Education*, 2017) and Africa (OECD, 2015). Multiple innovative policy strategies even aimed at improving the “brain drain” issue in regions such as in Asia (Krishna & Khadria, 1997; Song, 1997; Zweig, 1997). However, there is a clear uncertainty about the impact of international flows in academia. Other labels such as “brain gain,” and “brain circulation” for countries or “brain transformation” for individuals are also commonly used. Cañibano and Woolley (2015) revised in detail the concept of “brain drain” and its historical evolution. They also discussed the framework of “diaspora knowledge network” introduced by Meyer (2001). Cañibano and Woolley (2015) concluded that these two frameworks, although useful, ignore structural and context-dependent factors that affect mobility and its effects. Scott (2015) argues that labels currently used to discuss scientific mobility are out-of-date. He uses two broad frameworks to describe and analyze the mobility of academic staff. “Hegemonic internationalization” is the dominant framework which focuses on migration flows from the “periphery” to an evolving “core.” The second framework, labeled as “fluid globalization,” focuses on the emergence of global communities, social movements and issues of development. Scott (2015) concludes that the “fluid globalization” framework may be more useful to understand the trends in scientific mobility. He describes the scientific mobility as a “spectrum,” from the deeply rooted to the highly mobile scientists, with most scholars standing in the middle of that spectrum. But his frameworks still focus on mobility flows from a “periphery” to a single “core,” dominated by the West and increasingly evolving towards the East.

From a science policy perspective, collaboration and mobility studies improve the understanding of policy-makers and research managers when assessing the scientific output of their countries or their organizations in a wider terrain of globalization. In the context of global mobility, nation states have developed their immigration policies to attract distinguished scholars and young researchers. On the one hand, collaboration and mobility are used as a means to integrate global scientific networks (Nerad, 2010). On the other hand, collaboration and mobility are a means to internationalize national science systems. International mobility and collaboration are indeed perceived as two sides of internationalization, with the former being a trigger of the latter (Kato & Ando, 2017). While some countries depend on foreign-born scholars to preserve their scientific status (Levin & Stephan, 1999; Stephan & Levin, 2001), other countries consider mobility as a means to improve their national scientific capacities (Ackers, 2008), or to be considered as scientifically advanced countries (Kato & Ando, 2017). These cases are well positioned with the concept of internationalization perceived as the set of policies, programs, and practices undertaken by academic systems, institutions, and individuals “to cope with globalization and to reap its benefits” (Altbach & Knight, 2007). Existing research provides evidence of positive effects of international mobility on the careers of scientists with the broadening of their networks (Netz, Hampel, & Aman, 2020).

It is only recently that bibliometric methods have offered a plausible solution to macrolevel analyses of international mobility (Laudel, 2003; Sugimoto, Robinson-García, & Costas, 2016). Computational advancements, and especially the development of author name disambiguation algorithms, now allow tracking of scientists' mobility patterns based on changes in their affiliations in publications over time. The first macro studies on mobility using bibliometric methods were proposed by Henk Moed and colleagues (Moed, Aisati, & Plume, 2012; Moed & Halevi, 2014). These studies were mostly characterized by a brain drain/gain perspective, in which features such as multiple affiliation and cases of simultaneous affiliations were not specifically considered. To tackle this issue, Robinson-García, Sugimoto et al. (2019) proposed a taxonomy of mobility types based on the persistence in time of scientists' linkage to countries. They distinguished between *migrants* and *travelers*. Migrants are characterized by having a cutting point at which they stop being affiliated to a country. Travelers maintain their linkage to a country, while adding other international affiliations (Ackers, 2005; Chinchilla-Rodríguez, Miao et al., 2018; Laudel, 2003; Robinson-García, Sugimoto et al., 2018; Robinson-García et al., 2019; Sugimoto et al., 2016, 2017). Among other advantages, bibliometric tracking of scientific mobility allows gaining access to mobility data in regions in which there is a lack of other sources of mobility information (e.g., surveys), as well as allowing diachronic analyses (Malakhov & Erkina, 2020; Miranda-González, Aref et al., 2020; Yurevich, Erkina et al., 2020). Specific studies in different regions of the world and selected countries have been performed to better understand how they are integrated in the global network and how globalization affects specific geographical regions (Bernard, Bernela, & Ferru, 2021; Subbotin & Aref, 2020; Wang, Hooi et al., 2019a; Wang, Luo et al., 2019b; Zhao, Aref et al., 2021). Other studies have been conducted to develop individual-level migration data and key features of mobile researchers including patterns of migration by academic age, disciplines, and gender (Aref, Zagheni, & West, 2019; Zhao et al., 2021). Such studies contribute to a better understanding of scientific mobility by policy-makers and research managers in their countries or their institutions.

This paper contributes to Scott's frameworks on "hegemonic internationalization" and "fluid globalization," where we focus on regional mobility linkages to analyze the scientific mobility phenomenon in the Middle East and North Africa (MENA) region. MENA countries have made considerable investments in science and technology capacity to promote research and innovation (Schmoch, Fardoun, & Mashat, 2016; Shin, Lee, & Kim, 2012; Siddiqi, Stoppani et al., 2016). Such investments specifically target the internationalization of their domestic research. For this, attraction of foreign talent is a key element. Some outcomes of such investment are already visible, with some of these countries experiencing a recent growth in scientific production (Cavacini, 2016; Gul, Nisa et al., 2015; Hassan Al Marzouqi, Alameddine et al., 2019; Sarwar & Hassan, 2015). Several international experts' groups have regularly met to discuss the international migration and developments in some of the MENA countries (International Labour Office, 2009; League of Arab States, 2009; United Nations, 2002–2018). Few other reports and studies have also examined the migration of highly skilled workers in this specific region (Fargues, 2006; Özden, 2006; UNESCO, 2015). The "brain drain" framework is the main perspective in all these papers. Fargues (2006) and Özden (2006) also mentioned the poor quality or the lack of reliable migration data as well as the need for policies to enhance the benefits of migration for the development and the integration of the region. We also address the lack of reliable data. Özden (2006) presented the extent of the so-called "brain drain" from MENA by using the data set prepared by Docquier and Marfouk (2005). However, this data is limited to migration flows to OECD countries and ignores major destinations and origins for scholars in MENA.

In contrast to assuming that MENA countries suffer from a brain drain, in a more recent bibliometric study (Robinson-García et al., 2019) we observed that countries such as Qatar,

Iraq, Saudi Arabia, and the United Arab Emirates were world leaders in terms of relative attraction of foreign scientists. Clearly, a more nuanced theoretical perspective is needed to understand mobility in the MENA region.

In this paper, we focus on the MENA region, aiming at better understanding the scientific mobility and collaboration in this region of the world. Specifically, we provide new ways to answer the questions that motivated earlier studies by pursuing the following research objectives:

1. To profile countries in the MENA region based on their mobile scientific workforce.
2. To identify the main countries with which the MENA region interacts, distinguishing between origin and destinations of mobile scholars.
3. To characterize the mobile scientific workforce in MENA countries based on their personal features. We focus specifically on their academic age (Nane, Larivière, & Costas, 2017) and gender.
4. To compare mobility and collaboration networks at the regional level.

The results of this study are expected to inform science policy-makers in the MENA region by providing them with additional evidence about the mobility patterns in the region, thus providing better and more contextualized interpretations to the policies regarding the mobility of the scholarly workforce in the MENA countries. Moreover, the results deployed in this study can also work as supporting evidence for policy-makers from other countries and regions (e.g., Africa, EU, North America, Latin America) to understand the development of the MENA region regarding the internationalization of its workforce and its outcomes.

2. DATA AND METHODS

2.1. Data Collection

In this study we use bibliometric data to track scientific mobility by identifying affiliation changes over time. We base our analyses on three Web of Science Core Collection indices (the Science Citation Index Expanded, the Social Sciences Citation Index, and the Arts & Humanities Citation Index). We rely on an author name disambiguation algorithm to identify the complete publication history of scientists. Several algorithms have been proposed to perform such disambiguation (Backes, 2018; Caron & van Eck, 2014; Cota, Gonçalves, & Laender, 2007; D'Angelo & Van Eck, 2020; Mihaljević & Santamaría, 2021; Schulz, Mazloumian et al., 2014; Torvik & Smalheiser, 2009). The most promising one is that by D'Angelo and Van Eck (2020), which filters and merges the results of the algorithm by Caron and van Eck (2014), relying on an external source of information. This method achieves a precision of 96% and a recall of 96%. However, the existence of an external database is "crucial for the applicability of [their] approach" (D'Angelo & Van Eck, 2020, p. 904). This study presents a regional analysis of 22 countries, making it difficult to obtain such external sources. Hence, we use the approach proposed by Caron and van Eck (2014). Although with lower precision (95%) and recall (90%), this algorithm is the unsupervised method producing the most promising results, as shown by Tekles and Bornmann (2020).

We focus on the 2008–2017 period, as it is only possible to track affiliation changes in Web of Science since 2008, when authors and their affiliations started to be linked and recorded in the database. We identify 22.6 million disambiguated authors who have published around 18.2 million distinct papers irrespective of the document types.

Table 1. Indicators, definitions and calculations

Indicator	Calculation	Type
Academic origin	Researcher's country affiliation on his or her first publication (Robinson-García, Cañibano et al., 2016; Sugimoto et al., 2017).	Demography
Academic age	Age of the researcher's first publication (Nane et al., 2017).	
Gender	Gender of an author, inferred by an algorithm based on three different APIs: Genderize.io, Gender-guesser, and Gender API, which consider the first name of the author and the suspected country of origin.	
Mobility type	Taxonomy developed by Robinson-García et al. (2019) based on changes of author's affiliations.	Mobility
Average degree	The average degree measures the spread of influence across the network. Sum of all degrees divided by the number of nodes in a network (Hanneman & Riddle, 2005).	Network
Diameter	Maximum of distances between a pair of nodes in a network (De Nooy, Mrvar, & Batagelj, 2018).	
Clustering coefficient	Proportion between the number of edges in the neighborhood of a node and the number of potential edges in an entire weighted network (Barabási, Jeong et al., 2002; Watts & Strogatz, 1998).	
Density	Degree of cohesion that exists among the vertices, determining whether a weighted network has a thin or thick consistency. Ratio of actual connections by number of potential connections (Wasserman & Faust, 1994).	

As per the World Bank (2019b), the MENA region is composed of 19 countries: Algeria, Bahrain, Djibouti, Egypt, Iran, Iraq, Jordan, Kuwait, Lebanon, Libya, Morocco, Oman, Palestine, Qatar, Saudi Arabia, Syria, Tunisia, United Arab Emirates, and Yemen. We also included Afghanistan, Pakistan, and Turkey as being commonly included in the MENA region (also often called Middle East, North Africa, Afghanistan, and Pakistan (MENAP¹) and Middle East, North Africa and Turkey (MENAT²)). The data set under study was comprised of 1,468,939 disambiguated authors who have contributed to 963,741 publications.

2.2. Indicators

Table 1 lists the indicators we have used in our study as well as their definitions, how they are computed, and the types of data.

Although our study is limited to the 2008–2017 period, the academic age of a researcher is calculated based on his or her first publication, which can of course be published before 2008. In this study, we use the taxonomy developed by Robinson-García et al. (2019) which establishes the following mobility types:

1. *not mobile*: researchers who are always affiliated to the same country (e.g., country A);
2. *migrants*: those who at one point leave their country of first publication (e.g., they start in country A and are affiliated later with country B, and without further ties with country A). In this study we expand this typology by distinguishing at the country level between *emigrants* (for country A in our example before) and *immigrants* (for country B in our example before);

¹ MENAP: <https://www.imf.org/en/Publications/REO/MECA/Issues/2019/10/19/reo-menap-cca-1019#Sum>

² MENAT: <https://en.wikipedia.org/wiki/MENA>

Table 2. Researchers by mobility type in MENA (2008–2017)

Mobility type	Total share	Mobility share	Total
Not Mobile	84.7%		1,244,858
Mobile	12.1%	100%	177,027
Migrants	3.3%	27%	48,134
Traveler (directional)	5.7%	47%	83,323
Traveler(nondirectional)	3.1%	26%	45,570
Insufficient information	3.2%		47,054
All	100%	–	1,468,939

3. *travelers (directional)*: those who change countries but are linked to their country of origin throughout the study period (e.g., a researcher going from country A to A and B). We expand this typology to *outgoing* and *incoming travelers* (in the example before, A is the outgoing country, and B is the incoming country); and
4. *travelers (nondirectional)*: researchers who are always linked to the same set of countries and hence we cannot establish the direction of movement (e.g., researchers affiliated to countries A and B in all their publications).

As a result of the above, we apply five final typologies of mobility to characterize the workforce of each country: not mobile, emigrant, immigrant, outgoing travelers and incoming travelers.

Table 2 shows the number of researchers for each mobility type during the 2008–2017 period for the whole MENA region. Most researchers (84.7%) have not shown any sign of international mobility, whereas around 12% have. Mobile scholars are mainly *Travelers (directional)*, representing 5.7% of the researchers under study. *Migrant* is the second most common type of mobility in MENA (3.3%), followed closely by *Traveler (nondirectional)* (3.1%).

As noted by Robinson-García et al. (2019), the share of researchers by mobility type increases as the number of publications by researcher increases. However, the same authors observed an exception for nondirectional travelers: More than half of the researchers assigned to this typology have published one or two papers. This led us to consider that this group may be affected by the potential errors derived from the disambiguation algorithm used in our study, which tends to split authors when the probability of publications belonging to the same author is low. To avoid this limitation, in this study, we exclude nondirectional travelers from our analyses. It is worth noting that 47,054 authors do not hold enough information either from the author disambiguation algorithm or from the mobility taxonomy, which requires the publication of at least two publications to track the change of affiliations. These scientists were also excluded from our analyses.

Figure 1 shows the number of mobile researchers per country along with their mobility type. Considering the relatively low numbers of mobile authors in Djibouti, Bahrain, Afghanistan, Palestine, and Yemen, these five countries were excluded from our data set.

To infer a gender for authors, we follow the same strategy as that employed in the 2019 edition of the Leiden Ranking³. We infer a gender based on the researcher’s first name and

³ <https://www.leidenranking.com/information/indicators#gender-indicators>

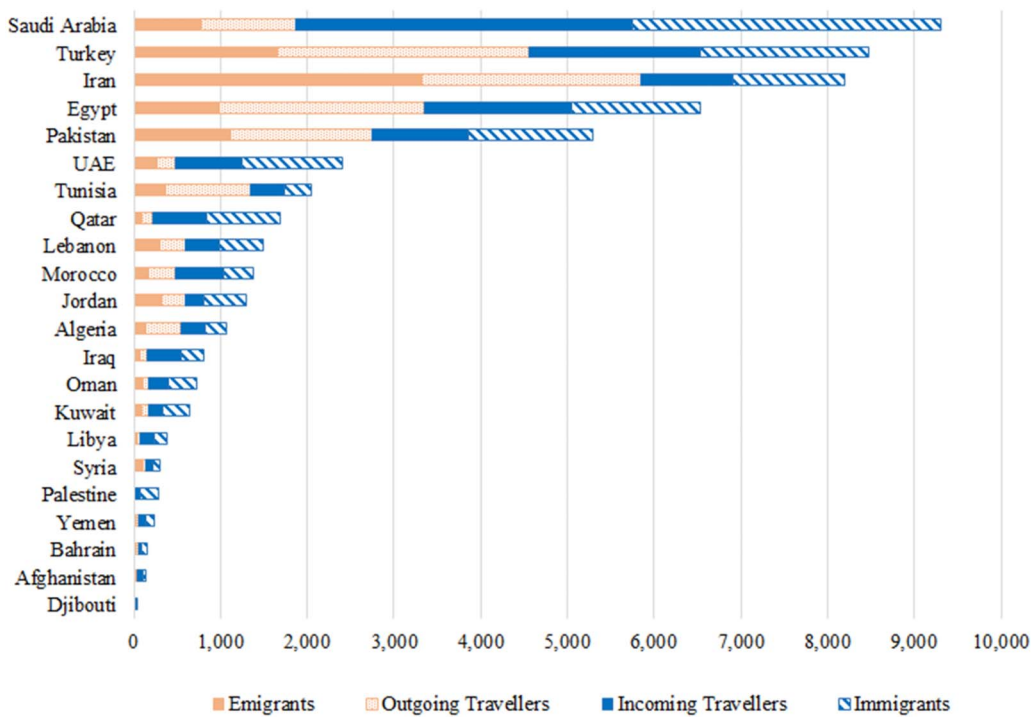


Figure 1. Number of mobile directional scholars per country and mobility type (2008–2017).

their suspected country of origin. If no gender can be inferred, it is then considered unknown. The process is the following. First, for each author, one or more countries of origin are determined. In a publication, each author is linked to an affiliation, which includes an address with a country. If the country of the author in his or her first publication is the same as the country the author is most often associated with in his or her set of papers, we then consider this country as the author's country of origin. Otherwise, we consider there is not enough evidence to define a single country of origin. All countries to which an author is linked are considered to be countries of origin. Then we used three tools to infer a gender: Gender API (gender-api.com), Gender Guesser (pypi.org/project/gender-guesser/), and Genderize.io (genderize.io). It has been shown that Gender API performs better, as evaluated in a previous study (Santamaría & Mihaljević 2018). The first name of the author combined with the country of origin were provided as inputs to these tools. This approach was applied to 24.6 million authors in the Web of Science with a confidence level of 90%. For 44% of them, a male gender was inferred. A female gender was inferred for 25% of the authors. For the remaining 32% of the authors, no gender could be inferred, and these were labeled as N/A. We should keep in mind that these shares vary from country to country, as shown in Appendix A in the Supplementary Information. A male gender was inferred for 57% of the disambiguated authors affiliated to a MENA country during the study period. For 33% of them, a female gender was inferred, while no gender could be inferred for the remaining 10%.

2.3. Network Analysis

We constructed coauthorship networks as a proxy to examine collaboration patterns within the scientific community in MENA. These networks are presented at the national level, with

countries represented by nodes and the number of coauthored papers by vertices. Two countries are connected by an edge when at least one scholar from country A has coauthored a paper with a scientist from country B.

In the case of the mobility networks, the methodology varies slightly. Here, edges represent the number of researchers who have been affiliated at any given point in time within the study period between countries A and B. Two countries are connected by an edge when at least one scholar has a mobility event from a country to another. Network visualizations were created using VOSviewer (van Eck & Waltman, 2009).

2.4. Limitations of Bibliometric Approaches for Mobility

It is important to acknowledge that there are several limitations to the methods we used. First, our methods rely mainly on tracking the changes in authors' affiliations to measure the mobility. Thus, researchers with a low number of papers would most probably be underrepresented (Abramo, D'Angelo, & Solazzi, 2011). Second, certain types of mobility events, such as short-term stays, are not necessarily translated into publications. A third limitation is due to the coverage in Web of Science, thus limiting our study to publications in indexed journals. Fourthly, the author name disambiguation algorithm we used (Caron & van Eck, 2014) uses rule-based scoring and clustering based on bibliographic information such as author name, email address, affiliation, publication source, and citation information. The method used is conservative, as it values precision over recall. If there is not enough evidence to group publications together, they will be grouped in separate clusters. Errors in publication coupling might occur for several reasons. For example, an author with a high frequency of affiliation change might be clustered into several different "authors" by the algorithm. To a lesser extent, this problem might also apply to authors who did not change their affiliations. For many authors, the algorithm splits up the publications under multiple author identities. Typically, there is one dominant identity that covers most of the papers and few separate identities that include only one or two publications. These are considered as artefacts of the disambiguation of the algorithm and are excluded from our study. Nevertheless, with these limitations in mind, Sugimoto et al. (2017) discussed to some extent the validity of the approach used to identify international mobility by comparing the mobility algorithms with affiliation data recorded in the Open Researchers and Contributor ID (ORCID) public data file, finding that about 63% of researchers mobile in ORCID were also identified by bibliometric means, supporting the relevance of bibliometrics but also highlighting the relative conservative perspective of the bibliometric approach. To assess the accuracy of the approach for disambiguating authors, we compared our data set with the 2020 ORCID public data file that we consider as a reference data set. In this file, the registered researchers are uniquely associated with their scientific oeuvre. We used this information to verify the accuracy of the disambiguation algorithm. We first matched the publications of our data set with those available in ORCID by using unique identifiers, such as the DOI, the Web of Science Accession Number, or the PubMed ID. For the matched records, we examined the authors disambiguated by the algorithm with the authors in ORCID by analyzing the last name and the first forename initial. If the name strings from both sources match, we assume they refer to the same author. We also use the email address as additional information to match the author names. A total of 6,459 disambiguated authors were associated with an ORCID. Table 3 reports the number and the percentage of correct and incorrect (i.e., researchers with more than one disambiguated cluster) disambiguation. Of the disambiguated authors, 91.1% were correctly matched with one ORCID, while 8.9% of authors in the ORCID public file were split into multiple disambiguated authors by the algorithm.

Table 3. Statistics for our approach to author disambiguation versus ORCID records

	Disambiguation algorithm			
	Correct		Incorrect	
ORCID	5,884	(91.1%)	575	(8.9%)

Finally, the algorithm we used to infer the gender of authors is of course not perfect and we should keep these limitations in mind when analyzing the results. Overall, the limitations discussed above indicate that we are most likely underestimating the true mobility that we are measuring, and therefore we are taking a quite conservative approach, in which we expect a high precision in what is captured (i.e., the mobility events are correct in the framework of this paper), but not all mobility events can always be properly identified.

3. RESULTS

In this section, we present the main findings of the study. First, we offer an overview on the number of identified scientists by country as well as the proportion they represent by mobility types at the regional level. Next, the mobility profiles of each country in MENA are presented, followed by an analysis of the mobility flows. Then, we focus on the gender and the academic age of mobile scholars. Finally, we compare the mobility and the collaboration networks.

3.1. General Results and Country Profiles

In Figure 2, we summarize the number of disambiguated researchers per country as well as the papers published during the study period. Authors affiliated to Iranian institutions show the highest rate of publications per researcher, followed by scholars in Turkey and Tunisia.

We develop country profiles of the MENA region based on the mobile scientific workforce identified. In Figure 3, we report the in-migration and the out-migration per country. Saudi Arabia, United Arab Emirates, Qatar, Kuwait, and Oman, part of the Gulf Cooperation Council (GCC), all have higher rates of incoming scholars (~79%) than outgoing. These five

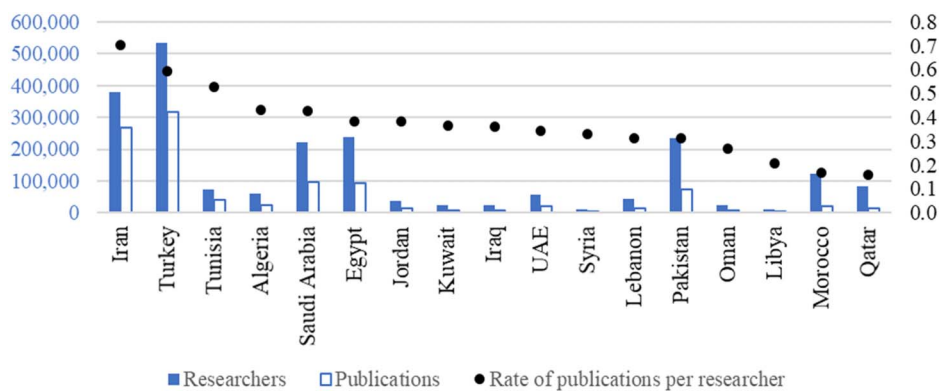


Figure 2. Number of researchers, publications and rate of publications per researcher by country (2008–2017).

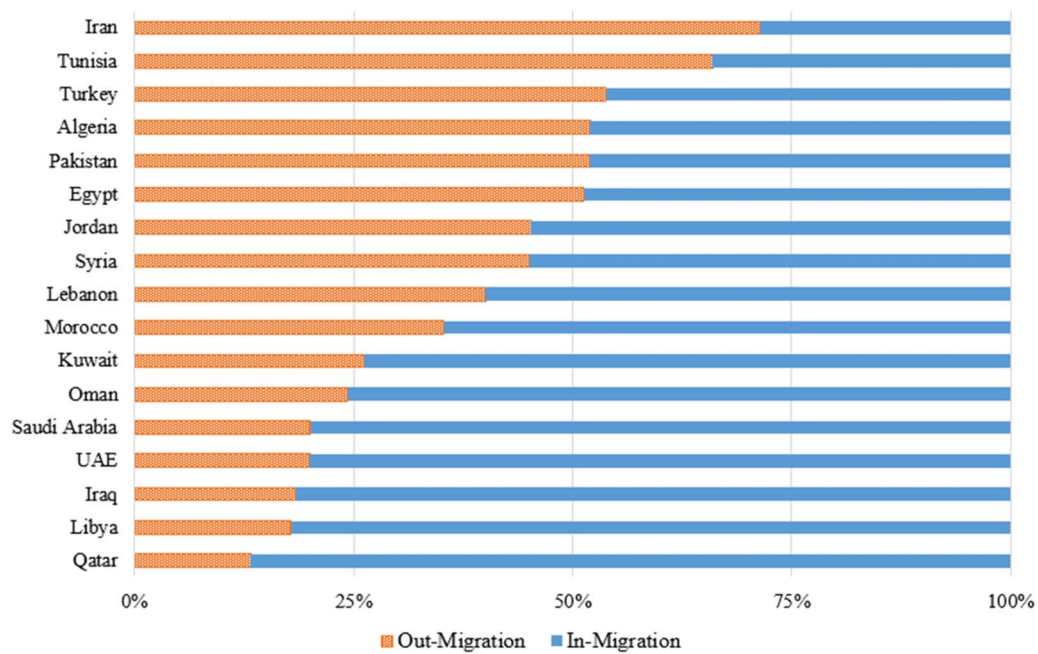


Figure 3. Share of mobile directional researchers by mobility type per country (2008–2017).

countries are the only MENA countries having a high-income level as per the World Bank (2019a). To a lesser degree, Morocco, Lebanon, Syria, and Jordan also have a higher share of incoming scientists (~63%) than outgoing ones.

Several countries have larger shares of outgoing scholars (either as emigrants or outgoing travelers) than incoming. Iran and Tunisia have the highest shares of outgoing scholars respectively (71% and 66%). Iran and Syria show the highest rate of emigrant scientists. Turkey, Egypt, Algeria, and Pakistan have similar shares, where around 52% of their mobile researchers are emigrants or outgoing travelers. Qatar, Saudi Arabia, and United Arab Emirates are getting the highest influx of researchers compared to very small outflows. On the other hand, Syria, Jordan, Iran, and Lebanon have the highest rate of outgoing flows. When comparing the shares of emigrants and immigrants, Iran, Tunisia, and Syria are the only countries which show an overall deficit of researchers.

3.2. Mobility Networks at the Regional and Country Levels

Next, we look at the flows of scholars moving from and to MENA countries. Figure 4 offers an overview of the mobility phenomenon for MENA scholars. All origins and destinations of scientists affiliated to a MENA country at some point in time between 2008 and 2017 are grouped by continent. It is worth noting that the MENA region is composed of countries located in North Africa and West Asia.

Figure 4 shows the flows of mobile scientists at the regional level. Each node or vertical bar represents a region. The size of the flow between two nodes represents the number of scientists who have moved from a region to another. This figure shows that the MENA region has overall more inbound than outbound flows. For all other regions, the inbound and outbound flows have relatively the same size.

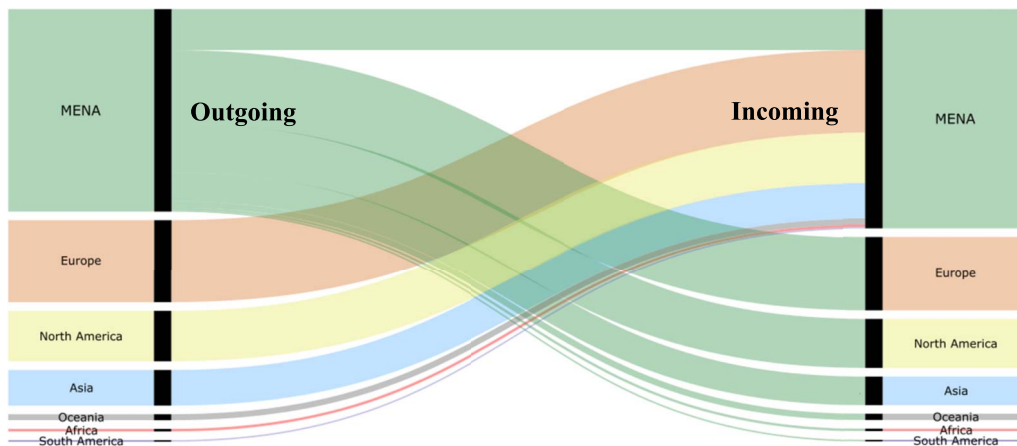


Figure 4. MENA Mobility flows at the regional level (2008–2017).

The MENA region is highly connected with Europe based on the number of mobile scientists. Europe is indeed the first mobility destination and origin, with 37% of the flows from/to MENA, followed by North America (24%), MENA (20%), and Asia (16%). These findings suggest a relatively high level of intra-MENA flows. Oceania, Africa, and South America show a much lower circulation of scholars (less than 3%).

Next, we analyze intercountry flows. Figure 5 shows the mobility flows of scholars moving from and to the MENA region by countries labeled with their ISO Alpha-3 Codes. Only

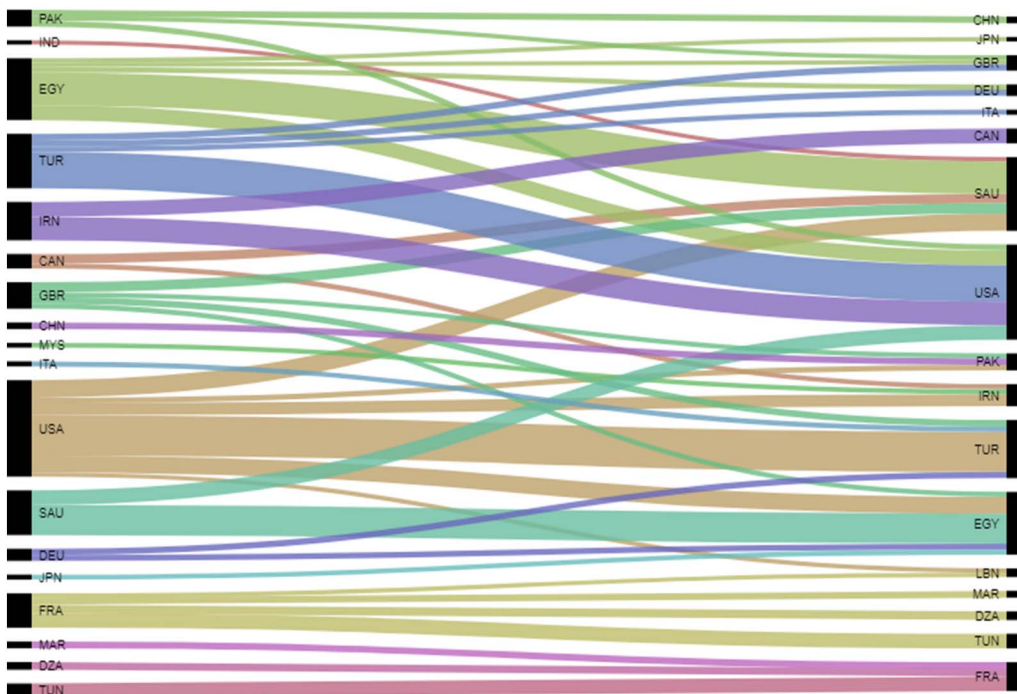


Figure 5. Mobility flows for scholars from/to MENA countries (2008–2017).

countries with more than 350 mobile scientists between 2008 and 2017 are shown. The United States, France, United Kingdom, Germany, Canada, China, Malaysia, Italy, Japan, and Australia are the main non-MENA destinations and origins. Furthermore, Figure 4 shows that flows are not only limited to scholars moving from developing countries to developed countries. When analyzing the origins and destinations of mobile scholars, the United States appears to be the most common destination and origin for migrant scholars who were affiliated to an institution in the MENA region between 2008 and 2017.

When looking at specific MENA countries, some cases stand out. For example, France is the preferred destination for scholars originating from its former colonies in MENA, specifically Morocco, Algeria, and Tunisia. North African countries also have strong ties with other countries in Europe, such as Spain, Germany, Switzerland, and the Netherlands. The United Kingdom is one of the preferred destinations for GCC countries such as Saudi Arabia, the United Arab Emirates, and Qatar. Scholars from Egypt and Jordan have mostly migrated to Saudi Arabia, ahead of the United States. Researchers from Pakistan migrate mainly from and to China. Iraq and, to a lesser extent, Iran have major flows from and to Malaysia. In the case of Iran, it is worth remembering that political sanctions by the United States have had an impact on international scientific collaboration (Kokabisaghi, Miller et al., 2019). For example, Iranian scholars have been denied opportunities to attend international scientific meetings during periods of sanctions. The blockade of the Iranian rial exchange has prevented Iranian researchers from paying for publication, conference registration, and membership fees in foreign currency.

We see within the top 15 destinations/origins of MENA migrant scholars that, except for Pakistan and Iran, we can already find some countries outside of the region. Some of these cases could be explained by geographical, cultural, historical, linguistic, and sociopolitical proximities (Scott, 2015).

3.3. Individual Characteristics of the Migrant Scientific Workforce: Gender and Academic Age

We now investigate the personal features of the migrant scholars by analyzing their distribution by academic age and gender. In terms of mobility, the migrant scholars represent the most policy-relevant group, as they change their countries of affiliation, whereas the travelers keep an affiliation with their suspected countries of origin. Figure 6 shows a population pyramid based on the average age of emigrant and immigrant scholars in the MENA region.

The average academic age of migrant scholars in MENA between 2008 and 2017 was 12.39 years. For the whole MENA region, immigrants have an average academic age of 12.5 years versus 12.3 for the emigrants. For most countries, the immigrants are relatively younger than emigrants, except for Iran, Palestine, Lebanon, and Turkey. The academic age group “6–10” years is the most common for both emigrant and immigrant scholars. This group represents around 42% of all the migrants. “11–15” is the second age group, representing 32% of the migrant scientists. Migrant scholars with an academic age between 16 and 20 years correspond to 10% of migrants. Other age groups represented less than 6%. Scholars who migrated to GCC countries, Jordan, and Morocco were on average younger than emigrants by 1.5 years from the same countries as represented in Appendix B in the Supplementary Information. In this appendix, we focus only on emigrants and immigrants for countries where more than 1,000 mobile researchers have been identified.

Male scholars represent 66% of all migrants in MENA and female authors account for 12%. For the remaining 22%, gender was not reliably identified. These shares are similar when comparing between emigrants and immigrants. However, we observe differences by country (see

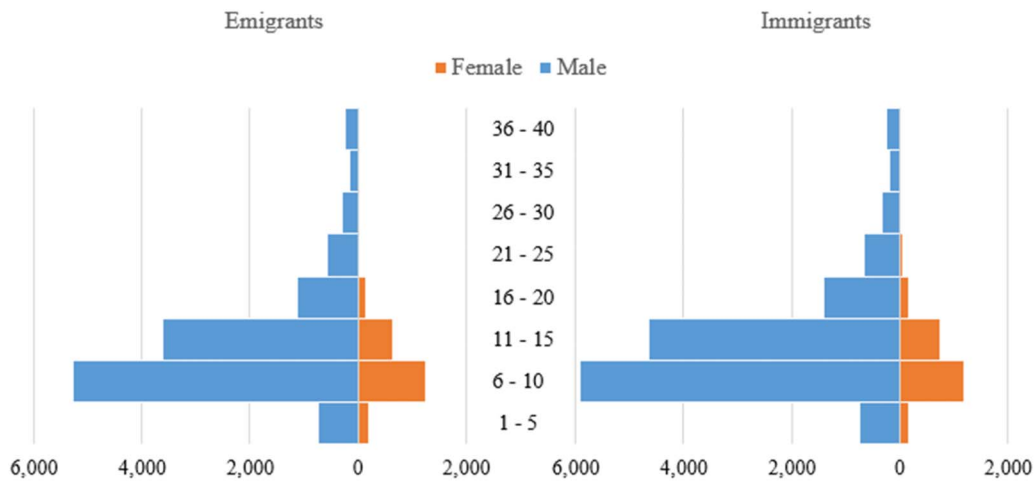


Figure 6. Population pyramid of migrant scholars in MENA (2008–2017).

Appendix B in the Supplementary Information). Tunisia and Lebanon have the highest shares of female emigrants, 22% and 21% respectively. They are followed by Turkey, Algeria, Morocco, and Iran with around 17% of female scholars. Pakistan and Egypt have a share of around 11% of female migrant scientists. In the remaining countries, female authors represent shares below 10%, with the lowest shares (about 7%) reached in Iraq, Saudi Arabia, Syria, and Libya.

Figure 7 shows on the x-axis that almost all countries in MENA are dominated by male researchers. The only countries for which the gender ratio is close to 1 are Tunisia, Lebanon, and Turkey. The average male-to-female ratio for Iraq, Saudi Arabia, Jordan, UAE, Qatar, and Pakistan exceeds 3. In the same figure, we also examine the gender ratios among the migrant researchers for each country, and then compare them to the corresponding ratios among all researchers.

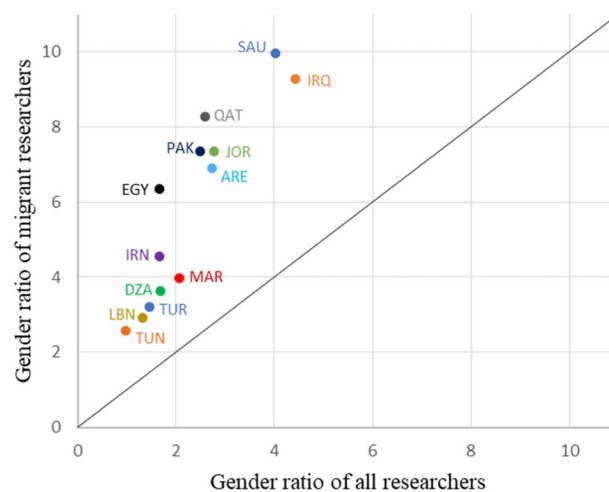


Figure 7. Male-to-female gender ratios of migrants and all researchers by country (2008–2017).

We notice a clear gender gap in terms of scientific mobility. In all countries, the gender disparity is more severe among the migrant researchers. The male-to-female ratio among migrant researchers is on average 2.5 times higher than the male-to-female ratio for all researchers.

3.4. Comparison of Collaboration and Mobility Networks

In the following, we compare the international scientific collaboration and mobility networks of MENA countries. Figure 8 shows the MENA international collaboration network. Saudi Arabia, Iran, Egypt, and Turkey drive most of the international cooperation within the region. However, the partnerships of these three countries seem to vary. While Saudi Arabia, Iran, and Egypt show stronger collaboration links with some Asian countries, Turkey shows strong collaboration linkages with several European countries, such as Germany and France. Our findings are also consistent with the results previously published in the *Towards 2030* report (UNESCO, 2015): Iran has strong collaboration ties with developing countries. Malaysia is among the top 10 collaborators, but Iran has a low share of papers with a foreign coauthor. Still, we must note the role of the United States and the United Kingdom as important actors within the network driving strong collaboration linkages with most of the MENA countries.

A few classical measures of network analysis are listed in Table 4 to describe the structures of the collaboration and mobility networks. The numbers of nodes or countries linked to other countries are different in the networks. Scholars in MENA migrate or travel to fewer countries than they collaborate with. The number of edges represent the number of links between

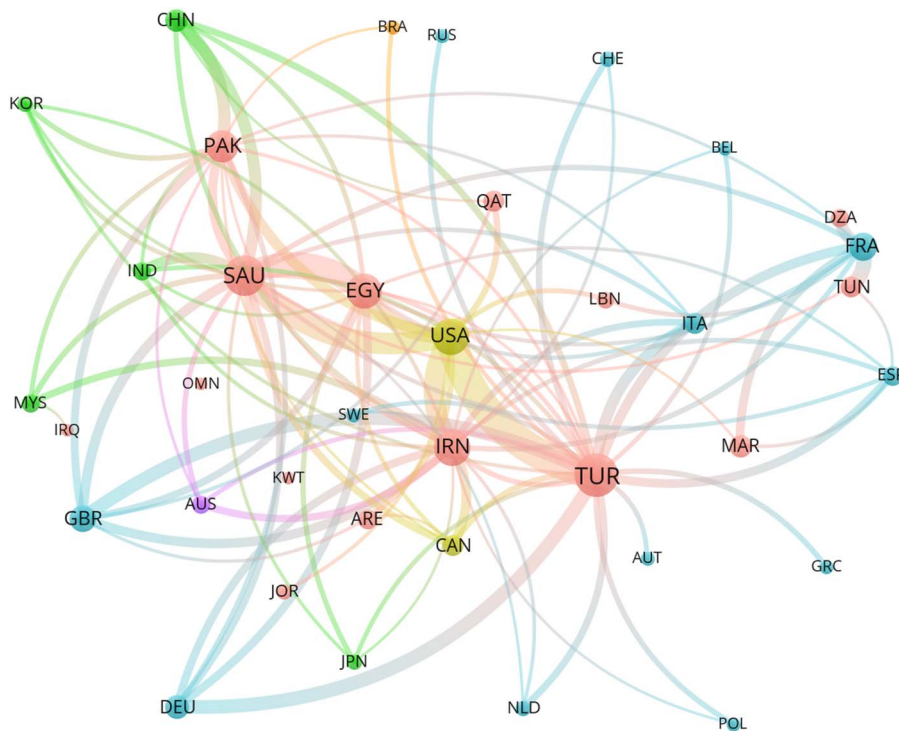


Figure 8. The main countries and links in the MENA collaboration network (2008–2017). Coauthorship relations with at least one author from a MENA country and at least 100 copublications at the country level are included. For readability reasons, we show here the 100 strongest links between the countries. The colors of nodes represent world regions.

Table 4. Structural measures of the MENA mobility and collaboration networks (2008–2017)

Structural measure	Mobility	Collaboration
Number of vertices	176	215
Number of edges	1,335	3,124
Density	0.09	0.14
Average degree	2.07	1.87
Diameter	4.00	3.00
Clustering coefficient	0.29	0.24
Assortativity	-0.72	-0.88

countries. The lower number of links in the mobility network is also reflected in the lower density. The density helps us to evaluate the degree of cohesion that exists between countries. The international coauthorships that we used to measure scientific collaborations tend to be more frequent than international mobility. The mobility network has a thinner consistency than the collaboration network in terms of affinity between countries (Wasserman & Faust, 1994).

MENA countries tend to collaborate at the international level to a higher degree than they exchange human resources. Indeed, the international coauthorships that we used to measure scientific collaborations tend to be more frequent than international mobility, which is a rarer event. The assortativity coefficient is the Pearson correlation coefficient of degree between pairs of linked nodes (Newman, 2002). Positive values indicate a correlation between nodes of similar degree, while negative values indicate relationships between nodes of different degree. The negative values of assortativity for both networks indicate that MENA countries with small degrees tend to connect with countries with higher degrees.

Next, we measured the degree and closeness for each MENA country in mobility and collaboration networks during the study period. Table 5 lists centrality measures for each node to describe the role of each country in collaboration and mobility.

The degree of a country represents the number of edges or countries it is connected to. The more a country has connections, the more influential it is in a network. All countries have a lower degree in mobility compared to collaboration, as mentioned earlier.

Saudi Arabia has the highest degree in terms of mobility whereas Turkey has the highest value in the collaboration network. However, these two countries still top the MENA countries rankings in terms of degrees. When comparing the ranks of the degree for each country, some interesting values appear. Jordan and Morocco have the highest variation (–5) in terms of ranks of degrees compared to other countries. These two countries have relatively much more influence in the collaboration network than in the mobility network. Iran also exhibits a similar behavior. On the other hand, Qatar has less influence in the collaboration than in mobility when benchmarked to other MENA countries. Pakistan and Oman show similar variations in terms of influence. Other countries have equivalent influences when degrees are ranked for each network

When analyzing the closeness centrality, Turkey has also the highest closeness in collaboration and Saudi Arabia has the highest value in mobility. The variations of closeness ranks are similar to the variations of degree ranks. The ranks of a given country in terms of degree

Table 5. Centrality measures of MENA countries in collaboration and mobility (2008–2017)

Country	Mobility		Collaboration	
	Degree	Closeness	Degree	Closeness
Algeria	64	0.61	169	0.83
Bahrain	40	0.56	150	0.77
Egypt	101	0.70	192	0.91
Iran	95	0.68	193	0.91
Iraq	61	0.59	154	0.78
Jordan	59	0.60	174	0.84
Kuwait	68	0.61	163	0.81
Lebanon	73	0.63	175	0.85
Libya	45	0.55	151	0.77
Morocco	85	0.66	189	0.90
Oman	86	0.66	169	0.83
Pakistan	104	0.71	187	0.89
Palestine	29	0.51	152	0.78
Qatar	89	0.67	171	0.83
Saudi Arabia	121	0.76	193	0.91
Syria	54	0.59	143	0.75
Tunisia	87	0.66	182	0.87
Turkey	120	0.76	202	0.95
UAE	94	0.68	186	0.88

and closeness in each network are of the same levels of the rank of this specific country in terms of number of scholars and publications. The MENA networks exhibit preferential connectivity or preferential attachment to specific countries (Barabási & Albert, 1999) such as Turkey, Saudi Arabia, Iran, or Egypt. These countries or regional hubs play important roles in network development. In addition to North American and European countries, leading research countries in MENA tend to attract more researchers in terms of collaborative papers and mobility flows.

Finally, for each country in MENA, we distinguish two types of relations in the mobility and collaboration network: *MENA–MENA relations* and *Non-MENA relations*. Then, we compared the shares of MENA–MENA with the Non-MENA relations for the mobility and the collaboration phenomena for each individual country. Figure 9 shows the shares of collaboration and mobility relations by type and by country in MENA between 2008 and 2017. In general, both collaborations and mobility exhibit a stronger international than regional focus from a MENA perspective. From a country point of view, few cases such as Egypt or Saudi Arabia have a higher share of mobility exchanges with other MENA than with Non-MENA countries. To a

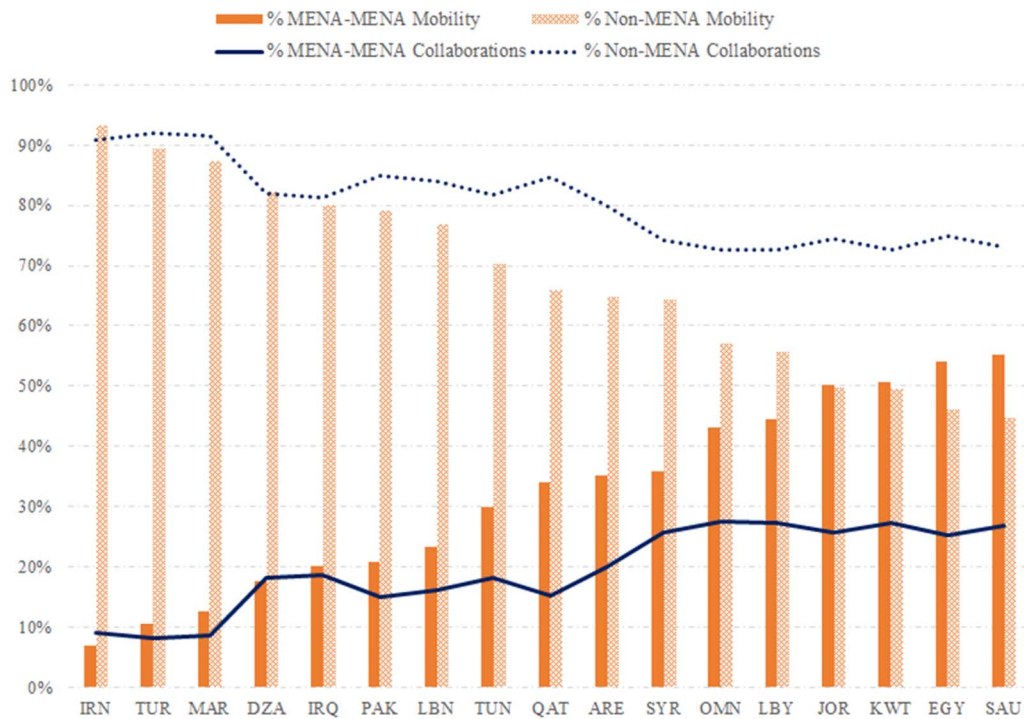


Figure 9. Percentage shares of MENA–MENA collaboration and mobility relations by country in MENA ordered by percentage of MENA–MENA mobility ties (2008–2017).

lesser extent, Jordan and Kuwait also have a slightly higher share of MENA–MENA than Non-MENA mobility exchanges. On the other hand, Iran, Turkey, Morocco, Algeria, and Tunisia have a relatively low share (12.5%) of their papers with an author from another MENA country. These five countries show an average of 15% of mobility relations with the MENA region.

We also notice, for most countries in MENA, that the shares of MENA–MENA mobility relations are higher than the shares of MENA–MENA collaboration relations. From the MENA region perspective, this suggests that the countries’ mobility links for these countries are more locally focused than the collaborations.

4. DISCUSSION AND CONCLUSIONS

The main objective of this study was to better understand the scientific mobility flows in the Middle East and North Africa region. We extended previous research on macrolevel indicators studies of scientific mobility using bibliometric indicators. Several results of our study confirm Scott’s “fluid globalization” framework (2015), where mobility is described as a “spectrum” from the deeply rooted to the highly mobile scientists, with most scholars standing in the middle of that spectrum. Scientific mobility is a phenomenon within a wider context. The globalization of the economy, proximities (geographical, social, cultural, linguistic, and sociopolitical), and the democratization of mobility, as well as internationalization, all influence scientific mobility. Some results also illustrate the “hegemonic internationalization” framework (Scott, 2015). We observe large flows from/to Western Europe and the United States. Some mobility linkages suggest also an “evolving core” including East Asian countries. These two frameworks offer interesting aspects that we illustrate in our study. However, they

still focus on a single major “core” and “periphery” system. Leading research countries in MENA also tend to attract researchers in terms of mobility flows. Indeed, the common cultural spaces make international mobility easier for scholars. Although Scott (2015) qualifies this type of scientific mobility as not “remarkable,” it is at least as important as mobility from the “periphery” to the “core.” Scientific mobility is often perceived as a “brain-drain” with flows from non-Western to Western countries. This also applies to MENA. “Brain-drain” is mainly used to describe the flows from MENA to non-MENA countries, especially Western countries (United States and Europe). This study allows us to understand mobility from a local perspective. Similar claims have been made in other fields: a single core–periphery system is not efficient in cultural flows (Appadurai, 1996).

We now discuss in detail the main findings identified in our analysis. The country profiles, as well as the demographic data of migrant scholars, are informative for policy-makers interested in the MENA region. In MENA, collaboration and mobility are quite aligned, although mobility in MENA is larger as compared to other studies (Chinchilla-Rodríguez et al., 2018). Some 12% of identified researchers have shown signs of international mobility. The *mobile* scientists are mainly *directional travelers*, who represent 5.6% of the scholars in our data set. *Migrant* is the second most common mobility type (3.2%). These shares illustrate the spectrum used by Scott (2015) to think about scientific mobility.

In this study, several characteristic patterns of the MENA region regarding the circulation of scholars can be highlighted. The MENA region is highly connected with Europe based on the number of mobile scientists. Europe is the first mobility destination and origin with 37% of the flows from/to MENA, followed by North America (24%), MENA (20%), and Asia (16%). Oceania, Africa, and South America show a much lower circulation of scholars (less than 3%). In terms of international destinations, the MENA region has a relatively high level of intraregional mobility flows.

- Qatar, Saudi Arabia, United Arab Emirates, and Kuwait can be described as *attracting countries*.
- Turkey, Egypt, Pakistan, Morocco, Algeria, Jordan, and Lebanon are more *balanced countries*.
- Iran, Tunisia, Iraq, and Syria can be considered as *sending countries*.

The region is highly connected with Europe based on the mobility flows of scientists. Europe is indeed the first mobility destination and origin, followed closely by North America. Asia is the third preferred destination and origin. Oceania, Africa, and South America show a much lower circulation of scholars from and to MENA. At the country level, the United States, France, United Kingdom, Germany, Canada, China, Malaysia, Italy, Japan, and Australia are the main non-MENA destinations and origins. We retrieve here most Western countries mentioned by Scott (2015), with China and Malaysia from the Far East. Some cases stand out when we look at specific MENA countries. Geographical, cultural, historical, linguistic, and sociopolitical proximities have an influence on the mobility ties. For example, this is the case for France, which is the preferred destination for scholars originating from its former colonies in MENA, specifically Morocco, Algeria, and Tunisia. We also observe strong ties between North African countries with other countries in Europe such as Spain, Germany, Switzerland, and the Netherlands. The United Kingdom appears to be one of the preferred destinations for scientists from GCC countries such as Saudi Arabia, the United Arab Emirates, and Qatar. Scholars from Egypt and Jordan have mainly migrated to Saudi Arabia, ahead of the United States. The observed flows confirm the geopolitical considerations

mentioned by Scott (2015): attraction of ex-colonial powers or countries which speak “world” languages, common cultural spaces, the key role of economic conditions, the “big country, small country” effect, and political changes such as revolutions or civil unrest. Immigration restrictions, sanctions, and travel bans affect mobility linkages, such as in the case of Iran (Kokabisaghi et al. 2019). Except for Pakistan and Iran, we can already find some countries outside of the region within the top 15 destinations/origins of MENA migrant scholars. Researchers from Pakistan migrate mainly from and to China. Iraq and, to a lesser extent, Iran have major flows from and to Malaysia. A previous study mentions that one in seven international students in Malaysia was of Iranian origin in 2012 (UNESCO, 2015). Malaysia is one of the rare countries that do not impose visas on Iranian citizens.

The sociopolitical environment, cooperation, and exchange programs could also contribute to explain some of the observed mobility flows. For example, the Pakistani Prime Minister Nawaz Sharif referred to Pakistan and China as *Iron Brothers* when the two countries signed in 2015 the China-Pakistan Economic Corridor (CPEC) (Vandewalle, 2015). The CPEC projects play an important role in China’s *One Belt One Road* initiative. Later, in 2017, China and Pakistan agreed to strengthen existing cooperation in science and technology. Europe and Mediterranean countries have also signed several bilateral research and innovation cooperation agreements, such as Tunisia (2004), Morocco (2005), Egypt (2008), Jordan (2010), and Algeria (2013) (European Commission, 2019). As part of the *5+5 Dialogue*, five countries from the Arab Maghreb Union (Morocco, Algeria, Tunisia, Mauritania, and Libya) and five countries from the Western Mediterranean (Spain, Malta, Portugal, Italy, and France) have regularly met since 1990 to discuss a wide range of issues (security, economic cooperation, defense, migration, education, and renewable energy) (UNESCO, 2015). In September 2013, the meeting focused on research and innovation and ministers of scientific research from these countries signed the *Rabat Declaration* (2013). The ministers undertook the task of facilitating scientific mobility by granting scientific researcher visas to promote the training of researchers and to promote the transfer of technology and access to the scientific infrastructure.

From a demographic point of view, almost all MENA countries are dominated by male researchers. Countries such as Saudi Arabia, Iran, Jordan, the United Arab Emirates, and Qatar have shown high degrees of male dominance (Larivière, Ni et al., 2013). We notice that Pakistan and Iraq also have a high gender ratio. Tunisia, Lebanon, and Turkey are the only MENA countries for which the male-to-female ratio is close to 1. Compared to a developed country like Germany, these findings are in contrast with some of the previously published results by Zhao et al. (2021). In terms of mobility, mobile scholars in MENA are mainly men with relatively senior academic status. These specificities are exacerbated in few countries, such as Saudi Arabia, Iraq, Syria, and Libya. Although GCC countries have a strong attraction for scholars, they seem to attract almost exclusively male researchers. There is a clear gender gap in terms of scientific mobility. Men represent 66% of all migrants in MENA. Women account for 12%. For the remaining authors, the gender was not identified reliably. We notice similar shares when comparing emigrants and immigrants. However, these shares vary by country. Tunisia and Lebanon have the highest shares of female emigrants (22% and 21% respectively). These two countries are followed by Turkey, Algeria, Morocco, and Iran with around 17% of female migrant scholars. Egypt and Pakistan have a share of around 11% of female migrant scholars. In the remaining countries, women account for less than 10% of migrant scientists, with the lowest shares in Iraq, Saudi Arabia, Syria, and Libya (about 7%). In all MENA countries, the gender disparity is more severe among the migrant researchers. The gender ratio among migrant scholars is on average 2.5 times higher than the gender ratio for all researchers. Our analysis allows us to explore the extent of the gender gaps in the MENA

region and to understand how these disparities vary between migrants and all researchers by MENA country. The MENA countries have seen an increased participation of women in higher education, particularly in the GCC countries, where 62% of enrolled students are female (Jaramillo, Ruby et al., 2011). Although mobility is a means to opportunity (Hanson, 2010) by providing access to people, networks, and infrastructures that make their research more visible to influential researchers in their fields (Laudel, 2005), women are also more likely to bear responsibilities for children and households (Ackers, 2008; Xie, Shauman, & Shauman, 2003). Metcalfe (2008) has shown that there is much to be gained by policies in the Middle East. Zippel (2011) has argued that national funding policies toward international mobility of scientists have gendered implications. Policy-makers should adopt policies that support family burdens on women which would help them in their careers and would result in a more balanced research ecosystem (Karam & Afiouni, 2014). Such policies could include policies and practices of more flexible and temporary mobility as suggested by Cañibano, Fox, and Otamendi (2016).

The average academic age of migrant scholars was 12.39 years in MENA between 2008 and 2017. At the regional level, emigrants have an average of academic age of 12.3 years versus 12.5 for immigrants. The academic age group “6–10” years is the most common for the immigrant and emigrant scholars and represents around 42% of all the migrants. The second age group is “11–15,” representing 32% of the migrant scientists. Migrant scholars with an academic age between 16 and 20 years represent a share of 10% of all the migrant authors. Other age groups had a share of less than 6%. As shown in Appendix B in the Supplementary Information, the size of academic age group also varies by country. During the so-called “Arab Spring,” young citizens clearly asked for more and better development opportunities. The MENA countries stand at different levels of economic development, but they all share an interest in the higher education supply and demand. From an internationalization perspective, policies have implications for these three areas that have been discussed by a World Bank group of authors for the MENA region (Jaramillo et al., 2011). The same authors have mentioned the importance of looking at the policy framework to improve the quality and relevance of higher education systems in the MENA region. For example, they note that a key driver for internationalization is demographic trends. MENA countries have large young populations and increasing numbers of students. To meet such high demand, cross-border higher education is widely used by developing joint research and development programs. Traditional university partnerships, probably the most common form of international mobility in higher education, also contribute to mobility flows of PhD students, postdocs, and relatively more senior researchers.

In general, both collaborations and mobility show a stronger international than regional focus from the MENA region perspective. We note the role of the United States and United Kingdom as important actors driving collaboration with most of MENA countries. Saudi Arabia, Iran, Egypt, and Turkey drive most of the international cooperation within the region. However, their partnerships seem to vary. While Iran, Egypt, and Saudi Arabia have strong collaboration ties with Asian countries, Turkey’s main collaborating countries include several European countries, such as Germany and France.

From a country point of view, few cases, such as Egypt or Saudi Arabia, have a higher share of mobility exchanges with other MENA than with Non-MENA countries. Similarly, but to a lesser extent, Jordan and Kuwait have a slightly higher share of MENA–MENA than Non-MENA mobility exchanges. On the other hand, Iran, Turkey, Morocco, Algeria, and Tunisia have a relatively low share (12.5%) of their papers with an author from another MENA country. For these five countries, the mobility relations with the MENA region represent 15% of all their mobility linkages. On this aspect, there have been some calls at the First Arab-Euro

Conference to develop stronger and closer collaboration between Arab countries to have more Arab researchers returning to and more Europeans visiting the MENA region (Vesper, 2013). For most countries in MENA, the shares of MENA–MENA mobility relations are higher than the shares of MENA–MENA collaboration relations. From the MENA region perspective, this suggests that the countries' mobility links for these countries are more locally focused than the collaborations.

In terms of methodology, this study represents a blueprint for how scientometric studies can inform the mobility dynamics of specific countries and geographical regions. We acknowledge that future studies are still necessary to further discuss the validity and reliability of scientometric approaches to capture scientific mobility and its diversity. In Sugimoto et al. (2017) there was already some discussion regarding the contextualization of scientometric mobility data by comparing it to ORCID data, and this is an approach that will need more attention. However, the use of ORCID to validate scientific mobility, although relevant, is also not free of its own limitations. For example, ORCID (and arguably also other types of mobility survey data) suffers from limitations of coverage, representativeness, lack of standardization, and completeness (Gomez, Herman, & Parigi, 2020). This means that currently there is no established “golden set” to determine scientific mobility flows at the global level. Therefore, the use of scientometric data to study scientific mobility must be seen as an informative but conservative approach, needing to observe the intrinsic limitations coming from the method (cf. Robinson-García et al., 2019), and whenever possible be used in combination with other sources of mobility information. In line with this, in this paper, we intend to provide useful material for the analysis and discussion of scientific mobility in the MENA region as well as statistical information on issues raised already since the early 2000s by the Observatory of International Migration in the Arab Region in collaboration with the United Nations (2002–2018). We also complemented previous studies where data was limited to OECD countries as destinations of scientists (Fargues, 2006; Özden, 2006). Future research should focus on expanding these analytical capabilities to study other geographical areas (e.g., South America, Sub-Saharan Africa, Sahel region, OECD countries, and before and after Brexit effects). Such analyses will be necessary to better support the assessment of different scientific systems, and to determine how geopolitical decisions have an impact on the collaboration and circulation of researchers and scientific ideas. The approach we used to measure mobility relies on tracking the change of author affiliation at the country level. We acknowledge that the taxonomy of mobility used in our study is not absolute. Not every change of affiliation should be interpreted as an indicator of breaking ties with the original country of the researcher, particularly in the case of the travelers, who have multiple affiliations over time. Other classes could also be introduced and discussed. There are many different types of mobility that could be derived, such as *return migrants* or *transients*, as defined and used in other studies (Moed & Halevi, 2014; Subbotin & Aref, 2020). Future research may seek to use the approach presented by Sugimoto et al. (2016) to estimate mobility at the regional, city, and institutional levels in MENA, as well as including other typologies of mobility flows, such as the return of mobile researchers, as well as the more transient type of mobility relationships (i.e., researchers with just an occasional—one time—affiliation relationship with a country; cf. Moed and Halevi (2014)). This granularity will enable us to capture the more domestic scholarly movements, as well as the role of those researchers who in some way return to their countries of origin. Such developments would substantially contribute to better inform the phenomenon of scientific mobility by also incorporating more local and dynamic perspectives. We also plan to combine the mobility indicators with other bibliometric information, such as citation metrics, research areas, and funding acknowledgments. The further improvement and development of

advanced scientometric mobility studies will also benefit decision-makers and science policy analysts who look for programs and strategies that will encourage international collaborations and mobility (e.g., China Scholarship Council, Marie Skłodowska-Curie, or Ramón y Cajal fellowships programs).

ACKNOWLEDGMENTS

We would like to thank Ludo Waltman and Thomas Franssen for providing valuable comments on an earlier version of the manuscript. We are also grateful for the feedback from two reviewers.

AUTHOR CONTRIBUTIONS

Jamal El-Ouahi: Conceptualization, Data curation, Formal analysis, Investigation, Methodology, Software, Visualization, Writing—original draft. Nicolas Robinson-García: Conceptualization, Formal analysis, Methodology, Writing—review & editing. Rodrigo Costas: Conceptualization, Formal analysis, Methodology, Writing—review & editing.

COMPETING INTERESTS

Jamal El-Ouahi is an employee of Clarivate Analytics, the provider of the Web of Science.

FUNDING INFORMATION

Rodrigo Costas was partially funded by the South African DST-NRF Center of Excellence in Scientometrics and Science, Technology, and Innovation Policy (SciSTIP).

DATA AVAILABILITY

The research presented in this paper uses Web of Science data made available by Clarivate to CWTS, Leiden University. We are not allowed to share this data. The statistics reported in this study are available in a data repository (El-Ouahi, Robinson-García, & Costas, 2021).

REFERENCES

- Abramo, G., D'Angelo, C. A., & Solazzi, M. (2011). The relationship between scientists' research performance and the degree of internationalization of their research. *Scientometrics*, 86(3), 629–643. <https://doi.org/10.1007/s11192-010-0284-7>
- Ackers, L. (2005). Moving people and knowledge: Scientific mobility in the European Union. *International Migration*, 43(5), 99–131. <https://doi.org/10.1111/j.1468-2435.2005.00343.x>
- Ackers, L. (2008). Internationalisation, mobility and metrics: A new form of indirect discrimination? *Minerva*, 46(4), 411–435. <https://doi.org/10.1007/s11024-008-9110-2>
- Altbach, P. G., & Knight, J. (2007). The internationalization of higher education: Motivations and realities. *Journal of Studies in International Education*, 11(3–4), 290–305. <https://doi.org/10.1177/1028315307303542>
- Appadurai, A. (1996). *Modernity at large: Cultural dimensions of globalization*. Minneapolis, MN: University of Minnesota Press.
- Aref, S., Zagheni, E., & West, J. (2019). The demography of the peripatetic researcher: Evidence on highly mobile scholars from the Web of Science. In *Lecture Notes in Computer Science* (Vol. 11864, pp. 50–65). Springer International Publishing. https://doi.org/10.1007/978-3-030-34971-4_4
- Backes, T. (2018). Effective unsupervised author disambiguation with relative frequencies. *arXiv*, arXiv:1808.04216. <https://doi.org/10.1145/3197026.3197036>
- Baldwin, G. B. (1970). Brain drain or overflow? *Foreign Affairs*, 48(2), 358–372. <https://doi.org/10.2307/20039447>
- Barabási, A.-L., & Albert, R. (1999). Emergence of scaling in random networks. *Science*, 286(5439), 509–512. <https://doi.org/10.1126/science.286.5439.509>, PubMed: 10521342
- Barabási, A. L., Jeong, H., Néda, Z., Ravasz, E., Schubert, A., & Vicsek, T. (2002). Evolution of the social network of scientific collaborations. *Physica A: Statistical Mechanics and its Applications*, 311(3–4), 590–614. [https://doi.org/10.1016/s0378-4371\(02\)00736-7](https://doi.org/10.1016/s0378-4371(02)00736-7)
- Beine, M., Docquier, F., & Rapoport, H. (2008). Brain drain and human capital formation in developing countries: Winners and losers. *Economic Journal*, 118(528), 631–652. <https://doi.org/10.1111/j.1468-0297.2008.02135.x>

- Bernard, M., Bernela, B., & Ferru, M. (2021). Does the geographical mobility of scientists shape their collaboration network? A panel approach of chemists' careers. *Papers in Regional Science*, 100(1). <https://doi.org/10.1111/pirs.12563>
- Boulding, K. E. (1966). The economics of knowledge and the knowledge of economics. *American Economic Review*, 56(1/2), 1–13.
- Breschi, S., & Lissoni, F. (2009). Mobility of skilled workers and co-invention networks: An anatomy of localized knowledge flows. *Journal of Economic Geography*, 9(4), 439–468. <https://doi.org/10.1093/jeg/lbp008>
- Cañibano, C., Fox, M. F., & Otamendi, F. J. (2016). Gender and patterns of temporary mobility among researchers. *Science and Public Policy*, 43(3), 320–331. <https://doi.org/10.1093/scipol/scv042>
- Cañibano, C., & Woolley, R. (2015). Towards a socio-economics of the brain drain and distributed human capital. *International Migration*, 53(1), 115–130. <https://doi.org/10.1111/imig.12020>
- Caron, E., & van Eck, N. J. (2014). Large scale author name disambiguation using rule-based scoring and clustering. In E. Noyons (Ed.), *Proceedings of the 19th International Conference on Science and Technology Indicators* (pp. 79–86). Universiteit Leiden.
- Cavacini, A. (2016). Recent trends in Middle Eastern scientific production. *Scientometrics*, 109(1), 423–432. <https://doi.org/10.1007/s11192-016-1932-3>
- Chinchilla-Rodríguez, Z., Miao, L., Murray, D., Robinson-García, N., Costas, R., & Sugimoto, C. R. (2018). A global comparison of scientific mobility and collaboration according to national scientific capacities. *Frontiers in Research Metrics and Analytics*, 3. <https://doi.org/10.3389/frma.2018.00017>
- Cota, R. G., Gonçalves, M. A., & Laender, A. H. (2007). A heuristic-based hierarchical clustering method for author name disambiguation in digital libraries. *Paper presented at the SBBD* (pp. 20–34).
- D'Angelo, C. A., & Van Eck, N. J. (2020). Collecting large-scale publication data at the level of individual researchers: A practical proposal for author name disambiguation. *Scientometrics*, 123(2), 883–907. <https://doi.org/10.1007/s11192-020-03410-y>
- De Nooy, W., Mrvar, A., & Batagelj, V. (2018). *Exploratory social network analysis with Pajek*. Cambridge University Press.
- Di Maria, C., & Stryszowski, P. (2009). Migration, human capital accumulation and economic development. *Journal of Development Economics*, 90(2), 306–313. <https://doi.org/10.1016/j.jdeveco.2008.06.008>
- Docquier, F., & Marfouk, A. (2005). *International migration by educational attainment 1990–2000* (Release 1).
- Dokko, G., & Rosenkopf, L. (2010). Social capital for hire? Mobility of technical professionals and firm influence in wireless standards committees. *Organization Science*, 21(3), 677–695. <https://doi.org/10.1287/orsc.1090.0470>
- Dokko, G., Wilk, S. L., & Rothbard, N. P. (2009). Unpacking prior experience: How career history affects job performance. *Organization Science*, 20(1), 51–68. <https://doi.org/10.1287/orsc.1080.0357>
- El-Ouahi, J., Robinson-García, N., & Costas, R. (2021). Analysing scientific mobility and collaboration in the Middle East and North Africa [Data set]. *Zenodo*. <https://doi.org/10.5281/zenodo.5155979>
- European Commission. (2019). *Mediterranean partners*. Retrieved from https://ec.europa.eu/research/iscp/index.cfm?pg=med_part
- Fargues, P. (2006). International migration in the Arab region: Trends and policies. Paper presented at the United Nations Expert Group Meeting on International Migration and Development in the Arab Region, Beirut.
- Franceschet, M., & Costantini, A. (2010). The effect of scholar collaboration on impact and quality of academic papers. *Journal of Informetrics*, 4(4), 540–553. <https://doi.org/10.1016/j.joi.2010.06.003>
- Gazni, A., Sugimoto, C. R., & Didegah, F. (2012). Mapping world scientific collaboration: Authors, institutions, and countries. *Journal of the American Society for Information Science and Technology*, 63(2), 323–335. <https://doi.org/10.1002/asi.21688>
- Glanzel, W. (2001). National characteristics in international scientific co-authorship relations. *Scientometrics*, 51(1), 69–115. <https://doi.org/10.1023/a:1010512628145>
- Glytsos, N. P. (2010). Theoretical considerations and empirical evidence on brain drain grounding the review of Albania's and Bulgaria's experience. *International Migration*, 48(3), 107–130. <https://doi.org/10.1111/j.1468-2435.2008.00505.x>
- Gomez, C. J., Herman, A. C., & Parigi, P. (2020). Moving more, but closer: Mapping the growing regionalization of global scientific mobility using ORCID. *Journal of Informetrics*, 14(3), 101044. <https://doi.org/10.1016/j.joi.2020.101044>
- Gul, S., Nisa, N. T., Shah, T. A., Gupta, S., Jan, A., & Ahmad, S. (2015). Middle East: Research productivity and performance across nations. *Scientometrics*, 105(2), 1157–1166. <https://doi.org/10.1007/s11192-015-1722-3>
- Hanneman, R. A., & Riddle, M. (2005). *Introduction to social network methods*. University of California Riverside.
- Hanson, S. (2010). Gender and mobility: New approaches for informing sustainability. *Gender, Place & Culture*, 17(1), 5–23. <https://doi.org/10.1080/09663690903498225>
- Hassan Al Marzouqi, A. H., Alameddine, M., Sharif, A., & Alsheikh-Ali, A. A. (2019). Research productivity in the United Arab Emirates: A 20-year bibliometric analysis. *Heliyon*, 5(12), e02819. <https://doi.org/10.1016/j.heliyon.2019.e02819>, PubMed: 31872101
- Hayek, F. A. (1945). The use of knowledge in society. *American Economic Review*, 35(4), 519–530.
- International Labour Office. (2009). *International labour migration and employment in the Arab region: Origins, consequences and the way forward*. Retrieved from https://www.ilo.org/wcmsp5/groups/public/---arabstates/---ro-beirut/documents/meetingdocument/wcms_208699.pdf
- Jaffe, A. B., Trajtenberg, M., & Henderson, R. (1993). Geographic localization of knowledge spillovers as evidenced by patent citations. *Quarterly Journal of Economics*, 108(3), 577–598. <https://doi.org/10.2307/2118401>
- Jaramillo, A., Ruby, A., Henard, F., & Zaafrane, H. (2011). *Internationalization of higher education in MENA: Policy issues associated with skills formation and mobility*. Retrieved from <https://openknowledge.worldbank.org/handle/10986/19461>
- Johnson, H. G. (1965). The economics of the brain drain—The Canadian case. *Minerva*, 3(3), 299–311. <https://doi.org/10.1007/bf01099956>
- Karam, C. M., & Afioni, F. (2014). Localizing women's experiences in academia: Multilevel factors at play in the Arab Middle East and North Africa. *International Journal of Human Resource Management*, 25(4), 500–538. <https://doi.org/10.1080/09585192.2013.792857>
- Kato, M., & Ando, A. (2017). National ties of international scientific collaboration and researcher mobility found in Nature and Science. *Scientometrics*, 110(2), 673–694. <https://doi.org/10.1007/s11192-016-2183-z>

- Kidd, C. V. (1965). The economics of the brain-drain. *Minerva*, 4(1), 105–107. <https://doi.org/10.1007/bf01585988>
- Kokabisaghi, F., Miller, A. C., Bashar, F. R., Salesi, M., Zarchi, A. A. K., ... Vahedian-Azimi, A. (2019). Impact of United States political sanctions on international collaborations and research in Iran. *BMJ Global Health*, 4(5), e001692. <https://doi.org/10.1136/bmjgh-2019-001692>, PubMed: 31544001
- Krishna, V., & Khadria, B. (1997). Phasing scientific migration in the context of brain gain and brain drain in India. *Science, Technology and Society*, 2(2), 347–385. <https://doi.org/10.1177/097172189700200207>
- Larivière, V., Ni, C., Gingras, Y., Cronin, B., & Sugimoto, C. R. (2013). Bibliometrics: Global gender disparities in science. *Nature News*, 504(7479), 211. <https://doi.org/10.1038/504211a>, PubMed: 24350369
- Laudel, G. (2003). Studying the brain drain: Can bibliometric methods help? *Scientometrics*, 57(2), 215–237. <https://doi.org/10.1023/a:1024137718393>
- Laudel, G. (2005). Migration currents among the scientific elite. *Minerva*, 43(4), 377–395. <https://doi.org/10.1007/s11024-005-2474-7>
- League of Arab States. (2009). *Regional report on Arab Labour migration: Brain drain or brain gain?* Cairo, Egypt: League of Arab States.
- Levin, S. G., & Stephan, P. E. (1999). Are the foreign born a source of strength for U.S. science? *Science*, 285(5431), 1213–1214. <https://doi.org/10.1126/science.285.5431.1213>
- Lowell, B. L. (2003). The need for policies that meet the needs of all. *Science and Development Network*.
- Malakhov, V. A., & Erkina, D. S. (2020). Russian mathematicians in the international circulation of scientific personnel: Bibliometric analysis. *Sociologia Nauki I Tehnologij—Sociology of Science & Technology*, 11(1), 63–74. <https://doi.org/10.24411/2079-0910-2020-11005>
- Mawdsley, J. K., & Somaya, D. (2016). Employee mobility and organizational outcomes: An integrative conceptual framework and research agenda. *Journal of Management*, 42(1), 85–113. <https://doi.org/10.1177/0149206315616459>
- Metcalfe, B. D. (2008). Women, management and globalization in the Middle East. *Journal of Business Ethics*, 83(1), 85–100. <https://doi.org/10.1007/s10551-007-9654-3>
- Meyer, J. B. (2001). Network approach versus brain drain: Lessons from the diaspora. *International Migration*, 39(5), 91–110. <https://doi.org/10.1111/1468-2435.00173>
- Miguélez, E., & Moreno, R. (2013). Research networks and inventors' mobility as drivers of innovation: Evidence from Europe. *Regional Studies*, 47(10), 1668–1685. <https://doi.org/10.1080/00343404.2011.618803>
- Mihaljević, H., & Santamaría, L. (2021). Disambiguation of author entities in ADS using supervised learning and graph theory methods. *Scientometrics*, 126(5), 3893–3917. <https://doi.org/10.1007/s11192-021-03951-w>
- Miranda-González, A., Aref, S., Theile, T., & Zagheni, E. (2020). Scholarly migration within Mexico: Analyzing internal migration among researchers using Scopus longitudinal bibliometric data. *EPJ Data Science*, 9(1), 34. <https://doi.org/10.1140/epjds/s13688-020-00252-9>
- Moed, H. F., Aisati, M., & Plume, A. (2012). Studying scientific migration in Scopus. *Scientometrics*, 94(3), 929–942. <https://doi.org/10.1007/s11192-012-0783-9>
- Moed, H. F., & Halevi, G. (2014). A bibliometric approach to tracking international scientific migration. *Scientometrics*, 101(3), 1987–2001. <https://doi.org/10.1007/s11192-014-1307-6>
- Morano Foadi, S. (2006). Key issues and causes of the Italian brain drain. *Innovation: The European Journal of Social Science Research*, 19(2), 209–223. <https://doi.org/10.1080/13511610600804315>
- Mountford, A. (1997). Can a brain drain be good for growth in the source economy? *Journal of Development Economics*, 53(2), 287–303. [https://doi.org/10.1016/s0304-3878\(97\)00021-7](https://doi.org/10.1016/s0304-3878(97)00021-7), PubMed: 12348295
- Nane, G. F., Larivière, V., & Costas, R. (2017). Predicting the age of researchers using bibliometric data. *Journal of Informetrics*, 11(3), 713–729. <https://doi.org/10.1016/j.joi.2017.05.002>
- Nerad, M. (2010). Globalization and the internationalization of graduate education: A macro and micro view. *Canadian Journal of Higher Education*, 40(1), 1–12. <https://doi.org/10.47678/cjhe.v40i1.1566>
- Netz, N., Hampel, S., & Aman, V. (2020). What effects does international mobility have on scientists' careers? A systematic review. *Research Evaluation*, 29(3), 327–351. <https://doi.org/10.1093/reseval/rvaa007>
- Newman, M. E. J. (2002). Assortative mixing in networks. *Physical Review Letters*, 89(20). <https://doi.org/10.1103/physrevlett.89.208701>, PubMed: 12443515
- OECD. (2008). *The global competition for talent: Mobility of the highly skilled*. Retrieved from www.oecd.org/sti/innovation/the-global-competition-for-talent-mobility-of-the-highly-skilled. <https://doi.org/10.1787/9789264047754-en>
- OECD. (2015). *Connecting with emigrants—A global profile of diasporas 2015*. Retrieved from <https://www.oecd-ilibrary.org/content/publication/9789264239845-en>. <https://doi.org/10.1787/9789264239845-en>
- Oppenheimer, J. R. (1948). The eternal apprentice. *Time*, 52, 70–81.
- Özden, Ç. (2006). Brain drain in Middle East and North Africa—The patterns under the surface. *United Nations Population, EGM/2006/10*. New York, NY.
- Palomerias, N., & Melero, E. (2010). Markets for inventors: Learning-by-hiring as a driver of mobility. *Management Science*, 56(5), 881–895. <https://doi.org/10.1287/mnsc.1090.1135>
- Rabat Declaration. (2013). Retrieved from <https://pin.enssup.gov.ma/index.php/cooperation/cooperation-regionale/2-non-categorise/30-dialogue-5-5>
- Robinson-García, N., Cañibano, C., Woolley, R., & Costas, R. (2016). Scientific mobility of early career researchers in Spain and The Netherlands through their publications. *Proceedings of the 21st International Conference on Science and Technology Indicators*.
- Robinson-García, N., Sugimoto, C. R., Murray, D., Yegros-Yegros, A., Larivière, V., & Costas, R. (2018). Scientific mobility indicators in practice: International mobility profiles at the country level. *arXiv preprint*, arXiv:1806.07815. <https://doi.org/10.31145/epi.2018.may.05>
- Robinson-García, N., Sugimoto, C. R., Murray, D., Yegros-Yegros, A., Larivière, V., & Costas, R. (2019). The many faces of mobility: Using bibliometric data to measure the movement of scientists. *Journal of Informetrics*, 13(1), 50–63. <https://doi.org/10.1016/j.joi.2018.11.002>
- Santamaría, L., & Mihaljević, H. (2018). Comparison and benchmark of name-to-gender inference services. *PeerJ Computer Science*, 4, e156. <https://doi.org/10.7717/peerj-cs.156>, PubMed: 33816809
- Sarwar, R., & Hassan, S.-U. (2015). A bibliometric assessment of scientific productivity and international collaboration of the Islamic World in science and technology (S&T) areas. *Scientometrics*, 105(2), 1059–1077. <https://doi.org/10.1007/s11192-015-1718-z>
- Scellato, G., Franzoni, C., & Stephan, P. (2015). Migrant scientists and international networks. *Research Policy*, 44(1), 108–120. <https://doi.org/10.1016/j.respol.2014.07.014>

- Schmoch, U., Fardoun, H. M., & Mashat, A. S. (2016). Establishing a world-class university in Saudi Arabia: Intended and unintended effects. *Scientometrics*, 109(2), 1191–1207. <https://doi.org/10.1007/s11192-016-2089-9>
- Schulz, C., Mazloumian, A., Petersen, A. M., Penner, O., & Helbing, D. (2014). Exploiting citation networks for large-scale author name disambiguation. *EPJ Data Science*, 3(1). <https://doi.org/10.1140/epjds/s13688-014-0011-3>
- Scott, P. (2015). Dynamics of academic mobility: Hegemonic internationalisation or fluid globalisation. *European Review*, 23(S1), S55–S69. <https://doi.org/10.1017/s1062798714000775>
- Shin, J. C., Lee, S. J., & Kim, Y. (2012). Knowledge-based innovation and collaboration: A triple-helix approach in Saudi Arabia. *Scientometrics*, 90(1), 311–326. <https://doi.org/10.1007/s11192-011-0518-3>
- Siddiqi, A., Stoppani, J., Anadon, L. D., & Narayanamurti, V. (2016). Scientific wealth in Middle East and North Africa: Productivity, indigeneity, and specialty in 1981–2013. *PLOS ONE*, 11(11), e0164500. <https://doi.org/10.1371/journal.pone.0164500>, PubMed: 27820831
- Singh, J. (2005). Collaborative networks as determinants of knowledge diffusion patterns. *Management Science*, 51(5), 756–770. <https://doi.org/10.1287/mnsc.1040.0349>
- Singh, J., & Agrawal, A. (2011). Recruiting for ideas: How firms exploit the prior inventions of new hires. *Management Science*, 57(1), 129–150. <https://doi.org/10.1287/mnsc.1100.1253>
- Slavova, K., Fosfuri, A., & De Castro, J. O. (2015). Learning by hiring: The effects of scientists' inbound mobility on research performance in academia. *Organization Science*, 27(1), 72–89. <https://doi.org/10.1287/orsc.2015.1026>
- Song, H. (1997). From brain drain to reverse brain drain: Three decades of Korean experience. *Science, Technology and Society*, 2(2), 317–345. <https://doi.org/10.1177/097172189700200206>
- Sonnenwald, D. H. (2007). Scientific collaboration. *Annual Review of Information Science and Technology*, 41(1), 643–681. <https://doi.org/10.1002/aris.2007.1440410121>
- Stephan, P. E., & Levin, S. G. (2001). Exceptional contributions to US science by the foreign-born and foreign-educated. *Population Research and Policy Review*, 20(1/2), 59–79. <https://doi.org/10.1023/a:1010682017950>
- Subbotin, A., & Aref, S. (2020). Brain drain and brain gain in Russia: Analyzing international migration of researchers by discipline using Scopus bibliometric data 1996–2020. *arXiv pre-print*, arXiv:2008.03129. <https://doi.org/10.4054/MPIDR-WP-2020-025>
- Sugimoto, C. R., Robinson-García, N., & Costas, R. (2016). Towards a global scientific brain: Indicators of researcher mobility using co-affiliation data. *arXiv*, arXiv:1609.06499.
- Sugimoto, C. R., Robinson-García, N., Murray, D. S., Yegros-Yegros, A., Costas, R., & Larivière, V. (2017). Scientists have most impact when they're free to move. *Nature*, 550(7674), 29–31. <https://doi.org/10.1038/550029a>, PubMed: 28980663
- Tekles, A., & Bornmann, L. (2020). Author name disambiguation of bibliometric data: A comparison of several unsupervised approaches. *Quantitative Science Studies*, 1(4), 1510–1528. https://doi.org/10.1162/qss_a_00081
- Times Higher Education. (2017). Latin American science funding crisis fuels brain drain. Retrieved from <https://www.timeshighereducation.com/news/latin-american-science-funding-crisis-fuels-brain-drain>
- Torvik, V. I., & Smalheiser, N. R. (2009). Author name disambiguation in MEDLINE. *ACM Transactions on Knowledge Discovery from Data (TKDD)*, 3(3), 1–29. <https://doi.org/10.1145/1552303.1552304>, PubMed: 20072710
- UNESCO. (2015). *UNESCO science report: Towards 2030*. Retrieved from <https://unesdoc.unesco.org/ark:/48223/pf0000235406>
- United Nations. (2002–2018). *Coordination meeting on international migration*. Retrieved from <https://www.un.org/en/development/desa/population/migration/events/coordination/index.asp>
- van Eck, N. J., & Waltman, L. (2009). VOSviewer: A computer program for bibliometric mapping. In B. Larsen & J. Leta (Eds.), *Proceedings of ISSI 2009—12th International Conference of the International Society for Scientometrics and Informetrics* (Vol. 2, pp. 886–897). Leuven: International Society for Scientometrics & Informetrics.
- Van Raan, A. F. J. (1998). The influence of international collaboration on the impact of research results. *Scientometrics*, 42(3), 423–428. <https://doi.org/10.1007/bf02458380>
- Vandewalle, L. (2015). *Pakistan and China: 'Iron brothers' forever?* Retrieved from https://www.europarl.europa.eu/RegData/etudes/IDAN/2015/549052/EXPO_IDA%282015%29549052_EN.pdf
- Vesper, I. (2013). Euro-Arab science collaboration in the spotlight. *Research Europe*, June 6.
- Wang, J., Hooi, R., Li, A. X., & Chou, M.-H. (2019a). Collaboration patterns of mobile academics: The impact of international mobility. *Science and Public Policy*, 46(3), 450–462. <https://doi.org/10.1093/scipol/scy073>
- Wang, Y. Q., Luo, H., & Shi, Y. Y. (2019b). Complex network analysis for international talent mobility based on bibliometrics. *International Journal of Innovation Science*, 11(3), 419–435. <https://doi.org/10.1108/ijis-04-2019-0044>
- Wasserman, S., & Faust, K. (1994). *Social network analysis: Methods and applications* (Vol. 8). Cambridge University Press. <https://doi.org/10.1017/CBO9780511815478>
- Watts, D. J., & Strogatz, S. H. (1998). Collective dynamics of 'small-world' networks. *Nature*, 393(6684), 440–442. <https://doi.org/10.1038/30918>, PubMed: 9623998
- Wilsdon, J. (2011). *Knowledge, networks and nations: Global scientific collaboration in the 21st century*. London: The Royal Society.
- World Bank. (2019a). *World Development Indicators*. Retrieved from <https://datahelpdesk.worldbank.org/knowledgebase/articles/906519-world-bank-country-and-lending-groups>
- World Bank. (2019b). *Middle East and North Africa*. Retrieved from <https://www.worldbank.org/en/region/mena>
- Xie, Y., Shauman, K. A., & Shauman, K. A. (2003). *Women in science: Career processes and outcomes* (Vol. 26). Cambridge, MA: Harvard University Press.
- Yurevich, M. A., Erkina, D. S., & Tsapenko, I. P. (2020). Measuring international mobility of Russian scientists: A bibliometric approach. *Mirovaya Ekonomika I Mezhdunarodnye Otnosheniya*, 64(9), 53–62. <https://doi.org/10.20542/0131-2227-2020-64-9-53-62>
- Zhao, X., Aref, S., Zagheni, E., & Stecklov, G. (2021). International migration in academia and citation performance: An analysis of German-affiliated researchers by gender and discipline using Scopus publications 1996–2020. *arXiv pre-print*. <https://doi.org/10.1101/2021.04.12380>
- Zippel, K. (2011). How gender neutral are state policies on science and international mobility of academics? *Sociologica*, 5(1), 1–17.
- Zweig, D. (1997). To return or not to return? Politics vs. economics in China's brain drain. *Studies in Comparative International Development*, 32(1), 92–125. <https://doi.org/10.1007/bf02696307>, PubMed: 12294136