



UvA-DARE (Digital Academic Repository)

Search for Coherent Elastic Scattering of Solar 8B Neutrinos in the XENON1T Dark Matter Experiment

Aprile, E.; Angevaare, J.R.; Bruenner, S. ; Colijn, A.P.; Decowski, M.P.; Gaemers, P. ; XENON Collaboration

DOI

[10.1103/PhysRevLett.126.091301](https://doi.org/10.1103/PhysRevLett.126.091301)

Publication date

2021

Document Version

Final published version

Published in

Physical Review Letters

License

CC BY

[Link to publication](#)

Citation for published version (APA):

Aprile, E., Angevaare, J. R., Bruenner, S., Colijn, A. P., Decowski, M. P., Gaemers, P., & XENON Collaboration (2021). Search for Coherent Elastic Scattering of Solar 8B Neutrinos in the XENON1T Dark Matter Experiment. *Physical Review Letters*, 126(9), [091301]. <https://doi.org/10.1103/PhysRevLett.126.091301>

General rights

It is not permitted to download or to forward/distribute the text or part of it without the consent of the author(s) and/or copyright holder(s), other than for strictly personal, individual use, unless the work is under an open content license (like Creative Commons).

Disclaimer/Complaints regulations

If you believe that digital publication of certain material infringes any of your rights or (privacy) interests, please let the Library know, stating your reasons. In case of a legitimate complaint, the Library will make the material inaccessible and/or remove it from the website. Please Ask the Library: <https://uba.uva.nl/en/contact>, or a letter to: Library of the University of Amsterdam, Secretariat, Singel 425, 1012 WP Amsterdam, The Netherlands. You will be contacted as soon as possible.

UvA-DARE is a service provided by the library of the University of Amsterdam (<https://dare.uva.nl>)

Search for Coherent Elastic Scattering of Solar ^8B Neutrinos in the XENON1T Dark Matter Experiment

E. Aprile,¹ J. Aalbers,² F. Agostini,³ S. Ahmed Maouloud,⁴ M. Alfonsi,⁵ L. Althueser,⁶ F. D. Amaro,⁷ S. Andalo,⁸ V. C. Antochi,² E. Angelino,⁹ J. R. Angevaere,¹⁰ F. Arneodo,¹¹ L. Baudis,¹² B. Bauermeister,² L. Bellagamba,³ M. L. Benabderrahmane,¹¹ A. Brown,¹² E. Brown,¹³ S. Bruenner,¹⁰ G. Bruno,¹¹ R. Budnik,^{14,*} C. Capelli,¹² J. M. R. Cardoso,⁷ D. Cichon,¹⁵ B. Cimmino,¹⁶ M. Clark,¹⁷ D. Coderre,¹⁸ A. P. Colijn,^{10,†} J. Conrad,² J. Cuenca,¹⁹ J. P. Cussonneau,²⁰ M. P. Decowski,¹⁰ A. Depoian,¹⁷ P. Di Gangi,³ A. Di Giovanni,¹¹ R. Di Stefano,¹⁶ S. Diglio,²⁰ A. Elykov,¹⁸ A. D. Ferella,^{21,22} W. Fulgione,^{9,22} P. Gaemers,¹⁰ R. Gaior,⁴ M. Galloway,¹² F. Gao,^{23,1,‡} L. Grandi,²⁴ C. Hills,⁵ K. Hiraide,²⁵ L. Hoetzsch,¹⁵ J. Howlett,^{1,§} M. Iacovacci,¹⁶ Y. Itow,²⁶ F. Joerg,¹⁵ N. Kato,²⁵ S. Kazama,^{26,||} M. Kobayashi,¹ G. Koltman,¹⁴ A. Kopec,¹⁷ H. Landsman,¹⁴ R. F. Lang,¹⁷ L. Levinson,¹⁴ S. Liang,⁸ S. Lindemann,¹⁸ M. Lindner,¹⁵ F. Lombardi,⁷ J. Long,²⁴ J. A. M. Lopes,^{7,¶} Y. Ma,²⁷ C. Macolino,²⁸ J. Mahlstedt,² A. Mancuso,³ L. Manenti,¹¹ A. Manfredini,¹² F. Marignetti,¹⁶ T. Marrodán Undagoitia,¹⁵ K. Martens,²⁵ J. Masbou,²⁰ D. Masson,¹⁸ S. Mastroianni,¹⁶ M. Messina,²² K. Miuchi,²⁹ K. Mizukoshi,²⁹ A. Molinaro,²² K. Morá,¹ S. Moriyama,²⁵ Y. Mosbacher,¹⁴ M. Murra,⁶ J. Naganoma,²² K. Ni,²⁷ U. Oberlack,⁵ K. Odgers,¹³ J. Palacio,^{15,20} B. Pelssers,² R. Peres,¹² M. Pierre,²⁰ J. Pienaar,²⁴ V. Pizzella,¹⁵ G. Plante,¹ J. Qi,²⁷ J. Qin,¹⁷ D. Ramírez García,¹⁸ S. Reichard,¹⁹ A. Rocchetti,¹⁸ N. Rupp,¹⁵ J. M. F. dos Santos,⁷ G. Sartorelli,³ J. Schreiner,¹⁵ D. Schulte,⁶ H. Schulze EiBing,⁶ M. Schumann,¹⁸ L. Scotto Lavina,⁴ M. Selvi,³ F. Semeria,³ P. Shagin,⁸ E. Shockley,^{27,24} M. Silva,⁷ H. Simgen,¹⁵ A. Takeda,²⁵ C. Therreau,²⁰ D. Thers,²⁰ F. Toschi,¹⁸ G. Trincherio,⁹ C. Tunnell,⁸ K. Valerius,¹⁹ M. Vargas,⁶ G. Volta,¹² Y. Wei,²⁷ C. Weinheimer,⁶ M. Weiss,¹⁴ D. Wenz,⁵ C. Wittweg,⁶ T. Wolf,¹⁵ Z. Xu,¹ M. Yamashita,²⁶ J. Ye,^{1,27} G. Zavattini,^{3,**} Y. Zhang,¹ T. Zhu,^{1,††} and J. P. Zopounidis⁴

(XENON Collaboration)^{‡‡}

¹Physics Department, Columbia University, New York, New York 10027, USA

²Oskar Klein Centre, Department of Physics, Stockholm University, AlbaNova, Stockholm SE-10691, Sweden

³Department of Physics and Astronomy, University of Bologna and INFN-Bologna, 40126 Bologna, Italy

⁴LPNHE, Sorbonne Université, Université de Paris, CNRS/IN2P3, Paris, France

⁵Institut für Physik & Exzellenzcluster PRISMA, Johannes Gutenberg-Universität Mainz, 55099 Mainz, Germany

⁶Institut für Kernphysik, Westfälische Wilhelms-Universität Münster, 48149 Münster, Germany

⁷LIBPhys, Department of Physics, University of Coimbra, 3004-516 Coimbra, Portugal

⁸Department of Physics and Astronomy, Rice University, Houston, Texas 77005, USA

⁹INAF-Astrophysical Observatory of Torino, Department of Physics, University of Torino and INFN-Torino, 10125 Torino, Italy

¹⁰Nikhef and the University of Amsterdam, Science Park, 1098XG Amsterdam, Netherlands

¹¹New York University Abu Dhabi, Abu Dhabi, United Arab Emirates

¹²Physik-Institut, University of Zürich, 8057 Zürich, Switzerland

¹³Department of Physics, Applied Physics and Astronomy, Rensselaer Polytechnic Institute, Troy, New York 12180, USA

¹⁴Department of Particle Physics and Astrophysics, Weizmann Institute of Science, Rehovot 7610001, Israel

¹⁵Max-Planck-Institut für Kernphysik, 69117 Heidelberg, Germany

¹⁶Department of Physics "Ettore Pancini", University of Napoli and INFN-Napoli, 80126 Napoli, Italy

¹⁷Department of Physics and Astronomy, Purdue University, West Lafayette, Indiana 47907, USA

¹⁸Physikalisches Institut, Universität Freiburg, 79104 Freiburg, Germany

¹⁹Institute for Astroparticle Physics, Karlsruhe Institute of Technology, 76021 Karlsruhe, Germany

²⁰SUBATECH, IMT Atlantique, CNRS/IN2P3, Université de Nantes, Nantes 44307, France

²¹Department of Physics and Chemistry, University of L'Aquila, 67100 L'Aquila, Italy

²²INFN-Laboratori Nazionali del Gran Sasso and Gran Sasso Science Institute, 67100 L'Aquila, Italy

²³Department of Physics & Center for High Energy Physics, Tsinghua University, Beijing 100084, China

²⁴Department of Physics & Kavli Institute for Cosmological Physics, University of Chicago, Chicago, Illinois 60637, USA

²⁵Kamioka Observatory, Institute for Cosmic Ray Research, and Kavli Institute for the Physics and Mathematics of the Universe (WPI), the University of Tokyo, Higashi-Mozumi, Kamioka, Hida, Gifu 506-1205, Japan

²⁶Kobayashi-Maskawa Institute for the Origin of Particles and the Universe, and Institute for Space-Earth Environmental Research, Nagoya University, Furo-cho, Chikusa-ku, Nagoya, Aichi 464-8602, Japan

²⁷Department of Physics, University of California San Diego, La Jolla, California 92093, USA

²⁸Université Paris-Saclay, CNRS/IN2P3, IJCLab, 91405 Orsay, France
²⁹Department of Physics, Kobe University, Kobe, Hyogo 657-8501, Japan

 (Received 8 December 2020; revised 17 January 2021; accepted 27 January 2021; published 1 March 2021)

We report on a search for nuclear recoil signals from solar ^8B neutrinos elastically scattering off xenon nuclei in XENON1T data, lowering the energy threshold from 2.6 to 1.6 keV. We develop a variety of novel techniques to limit the resulting increase in backgrounds near the threshold. No significant ^8B neutrino-like excess is found in an exposure of $0.6 \text{ t} \times \text{y}$. For the first time, we use the nondetection of solar neutrinos to constrain the light yield from 1–2 keV nuclear recoils in liquid xenon, as well as nonstandard neutrino-quark interactions. Finally, we improve upon world-leading constraints on dark matter-nucleus interactions for dark matter masses between 3 and 11 $\text{GeV } c^{-2}$ by as much as an order of magnitude.

DOI: [10.1103/PhysRevLett.126.091301](https://doi.org/10.1103/PhysRevLett.126.091301)

Introduction.—Neutrinos from the Sun, atmospheric cosmic-ray showers, and supernovae can produce observable nuclear recoils (NRs) via coherent elastic scattering off nuclei in liquid xenon (LXe) detectors searching for dark matter (DM) [1]. The coherent elastic neutrino-nucleus scattering (CE ν NS) process [2–5] produces the same signature as the one expected from DM-nucleus interactions, and thus the two can only be distinguished by their recoil spectra. Solar ^8B neutrinos are expected to contribute the greatest number of CE ν NS events in LXe DM search experiments. These events fall near the energy thresholds of such detectors, with a spectrum indistinguishable from $6 \text{ GeV } c^{-2}$ DM.

The XENON1T dark matter search experiment, operated at the INFN Laboratori Nazionali del Gran Sasso (LNGS) until December 2018, used a sensitive target of 2.0 t of LXe in a two-phase time projection chamber (TPC). Two arrays of photomultiplier tubes (PMTs) at the top and bottom of the TPC allowed simultaneous detection of scintillation light (S1) and, via electroluminescence, ionization electrons (S2) [6,7]. With the largest exposure of any LXe TPC, data from XENON1T has been used to search for a variety of DM candidates, resulting in world-leading upper limits for DM-nucleus interactions [8–11]. Though no excess of CE ν NS from ^8B neutrinos (^8B CE ν NS) was observed due to the energy threshold in these analyses, they will soon become an important background given the large exposures of next-generation multi-ton LXe detectors [12–14]. In this Letter, we present a search for ^8B CE ν NS events in XENON1T data between February 2, 2017 and February 8, 2018 (“SR1” in Ref. [8]). In this new analysis, we achieve unprecedented sensitivity by reducing the energy threshold.

Analysis strategy.—The ^8B CE ν NS expectation in XENON1T depends on the ^8B neutrino flux Φ , measured

[15,16] as $(5.25 \pm 0.20) \times 10^6 \text{ cm}^{-2} \text{ s}^{-1}$; the CE ν NS cross section, from the standard model; the nuclear recoil scintillation light yield in xenon L_y ; and the ionization yield Q_y . We first present a search for ^8B CE ν NS events in XENON1T, expecting 2.1 CE ν NS events given nominal estimates of the above variables. We then combine XENON1T data with external measurements, as appropriate, to constrain these variables. We constrain L_y by considering external measurements of Q_y and Φ . Next, by including external measurements of Q_y and L_y , we use XENON1T data to determine Φ independently. We also constrain nonstandard neutrino interactions by relaxing the standard model assumption on the CE ν NS cross section. Finally, by considering ^8B CE ν NS as a background and applying external constraints on all variables, we use the data to set limits on DM-nucleus interactions.

CE ν NS signal.—The expected recoil spectrum of ^8B CE ν NS in LXe is shown in Fig. 1 (top, dotted red). The scintillation and ionization responses are relatively uncertain at ^8B CE ν NS energies ($<2 \text{ keV}$), and NR calibration measurements in XENON1T scarcely overlap this region, instead producing S1s and S2s similar to DM of mass $\geq 30 \text{ GeV } c^{-2}$. Therefore, we modify the NR model in Refs. [8,17] by decoupling the light and charge yields to allow for additional freedom.

The NR charge yield Q_y has been measured down to 0.3 keV [19], providing strong constraints at ^8B CE ν NS energies which are included in v2.1.0 of the NEST package [21]. We use the best fit and uncertainty from NEST to define the shape of Q_y , fitting a single free “interpolation parameter” q to the measurements which specifies Q_y within this uncertainty, resulting in the model shown in Fig. 1 (middle). The central black line (edges of the shaded interval) in the figure corresponds to q equaling 0 (± 1). Measurements of the LXe NR light yield L_y [20] have a large ($\approx 20\%$) uncertainty near 1 keV. Since the NEST L_y uncertainty is largely set by measurements at energies far above our region of interest (ROI), we fit these measurements using a free parameter that scales the NEST best-fit

Published by the American Physical Society under the terms of the Creative Commons Attribution 4.0 International license. Further distribution of this work must maintain attribution to the author(s) and the published article’s title, journal citation, and DOI. Funded by SCOAP³.

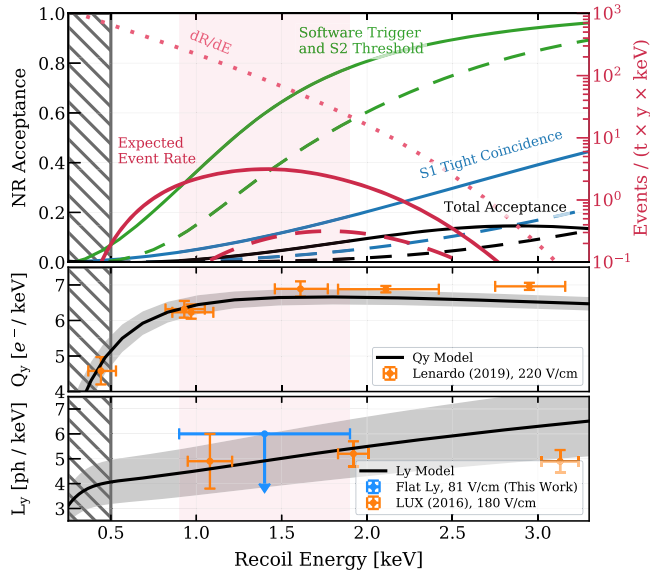


FIG. 1. Top: Improvement of the NR acceptance in this work (solid) with respect to previous DM analyses (dashed) [8,18], including S1 detection efficiency (blue), software trigger and S2 threshold acceptance (green), and total acceptance after other quality and background rejection cuts (black). The right axis shows the recoil spectrum of ${}^8\text{B}$ CE ν NS or dark matter of mass $6 \text{ GeV } c^{-2}$ and cross section $4 \times 10^{-45} \text{ cm}^2$ (dotted pink), and the products of this spectrum with the total acceptances (red) as a function of true recoil energy. The acceptances and resulting spectra are based on the nominal (NEST) yield models. The red shaded interval contains 68% of expected CE ν NS events. Middle: The most precise available measurements of Q_y [19] (orange), with the Q_y model described in the text overlaid (black). Bottom: Constraints on L_y (in photons per keV) from LUX (orange) [20], and the 68% upper limit from this work described in the Results section (blue), with the L_y model described in the text overlaid (black). To be conservative, no response is assumed below the 0.5 keV cutoff (hatched gray).

L_y . These measurement and the resulting model are shown in Fig. 1 (bottom). The L_y and Q_y parameter fits use external measurements between 0.9 and 1.9 keV, a central interval containing 68% of expected ${}^8\text{B}$ CE ν NS events after all acceptance losses. We conservatively assume zero L_y below 0.5 keV, the lowest energy measurement available [22]. This treatment has a percent-level effect on the expected CE ν NS rate, since the detection efficiency below this “cutoff energy” is $<10^{-3}$.

The XENON1T S1 detection threshold was previously limited by the requirement that three or more PMTs detect pulses above threshold (denoted as “hits”) within 50 ns [23], leading to a 1% acceptance of CE ν NS recoils above the 0.5 keV cutoff. We reduce this “tight-coincidence” requirement to two hits within 50 ns, increasing the total acceptance above the 0.5 keV cutoff to 5%. Another efficiency loss comes from ${}^8\text{B}$ CE ν NS S2s failing the software trigger, which requires 60 significant PMT signals

[24], or the S2 analysis threshold. The sensitivity is therefore impaired by the presence of electronegative impurities in the LXe, which reduce S2s along the drift path. The 120 PE S2 analysis threshold, reduced from 200 PE, accepts 92% of CE ν NS events that pass the software trigger. Acceptance losses due to new event selection criteria introduced to suppress backgrounds are described below. Figure 1 (top) shows the S1 tight-coincidence acceptances, software trigger, and S2 threshold acceptances, and total acceptances for this and previous analyses, and the resulting spectra of expected ${}^8\text{B}$ CE ν NS events. The Supplemental Material of this Letter provides details on the waveform simulation used to calculate all acceptances, and demonstrates excellent matching between real and simulated S1s and S2s [25]. The overall change in acceptance results in a lowering of the energy threshold, defined as the energy where 5% of recoils are detected, from 2.6 to 1.6 keV. The ROI for the CE ν NS search is defined by S2s between 120 and 500 photoelectrons (PE), and S1s between 1.0 and 6.0 PE consisting of two or three hits. In this ROI, the ${}^8\text{B}$ CE ν NS signal expectation increases 20-fold with respect to previous NR searches [8,10,11] because of the relaxed tight-coincidence requirement and lower S2 threshold, derived from integrating the expected event rate in Fig. 1 (top). Because of the minimal overlap with previously studied data, we consider this a blind analysis.

Backgrounds.—This analysis considers all backgrounds described in Refs. [8,17]. Radon daughters decaying on the inner surface of the TPC wall produce events with reduced S2s, contributing to the background in the ROI. In order to reduce this background to a negligible level, we use a fiducial volume of 1.04 t, similar to the one chosen for Ref. [18] but smaller than the one used in Ref. [8].

The accidental coincidence (AC) of S1 and S2 peaks incorrectly paired by the XENON1T reconstruction software mimics real interactions. AC background events are modeled by sampling (with replacement) from isolated S1s and S2s and assigning a random time separation between them. Most S1s contributing to AC events originate from the pileup of lone hits from individual PMTs. Other sources include low-energy events occurring below the cathode or on the inner detector surface, and light leaking inside the active volume. AC forms the dominant background for this search, since the overall rate of isolated S1s increases by 2 orders of magnitude when we require only two hits. The rate and distribution of isolated S1s are determined using S1 peaks found in the extended event window of 1 ms before the S1 of high-energy events, as in Refs. [8,17]. For this analysis, the data is reprocessed with an updated algorithm [29] to better retain the isolated S1s preceding these high-energy events, eliminating the dominant systematic uncertainty in the AC rate [8].

High-energy events from gamma-ray backgrounds can also contaminate subsequent events with lone hits, a

dominant source of S1s in this analysis. For each event, the preceding event with the highest potential to produce lone hits is identified by dividing its largest S2 area by its time difference from the current event, denoted as $S2_{\text{prev}}/\Delta t_{\text{prev}}$. The selection $S2_{\text{prev}}/\Delta t_{\text{prev}} < 12 \text{ PE } \mu\text{s}^{-1}$ reduces the rate of isolated S1s by 65%, accepting 87% of ${}^8\text{B}$ CE ν NS signals. Furthermore, we require the PMT signal sum within the first 1 ms of an event to be < 40 PE and that this interval contains at most a single S1, accepting 96% of remaining events. After these selections, the total isolated-S1 rate is 11.2 Hz, 10 times higher than for a threefold tight-coincidence requirement [8]. The total exposure after these selection criteria is $0.6 \text{ t} \times \text{y}$.

The same high-energy events can also produce small S2s appearing in subsequent events [30], potentially leading to unaccounted-for correlations between the isolated-S1 and isolated-S2 samples. In order to reduce these correlations, we further require that no S2 signal is found within the first millisecond of the event, and apply a cut on the horizontal spatial distance between the current and previous S2. These selections, together with the selection on $S2_{\text{prev}}/\Delta t_{\text{prev}}$, allow us to model the AC background for S2s down to 80 PE and reduce the isolated-S2 event rate therein to 1.0 mHz. For comparison, the isolated-S2 event rate in Ref. [8] was 2.6 mHz for S2s above 100 PE [8].

Selections that require both S1 and S2, such as the fiducial volume and S2 signal width [23] cuts (which depend on the interaction depth Z), are next applied to the combined synthetic AC events. Interactions on the TPC electrodes and in the xenon gas above the liquid surface contribute significantly to the isolated-S2 event rate, motivating a selection in a high-dimensional feature space as in Ref. [9]. In this analysis, a gradient boosted decision tree (GBDT) [31] ensemble is trained using the scikit-learn package [32] to optimize the signal and AC background discrimination based on the S2 area, the S2 rise time, the fraction of S2 area on the top array of PMTs, and Z . The GBDT selection reduces the AC background by 70% while accepting $\geq 85\%$ of ${}^8\text{B}$ CE ν NS events.

A background control region with $S2 < 120$ PE contains $> 50\%$ of the AC background, and is excluded from the search for ${}^8\text{B}$ CE ν NS due to its low detection probability. After closer inspection of the candidate waveforms in the control region, four events whose S1s contain more than one hit in the same channel, possibly due to afterpulsing of the PMTs [7], were removed. Twenty-three events remain, consistent with the AC background prediction of 27.7 ± 1.4 events in the control region. Though the methods above yield a $\leq 5\%$ uncertainty on the AC background, we conservatively use an uncertainty of 20% in the analysis to reflect the statistical uncertainty from the control region, but find that the CE ν NS search is not strongly dependent on the uncertainty value within this range. Figure 2 shows the AC model, events failing the GBDT cut, and science data projected onto Z and quantiles of $S2_{\text{prev}}/\Delta t_{\text{prev}}$.

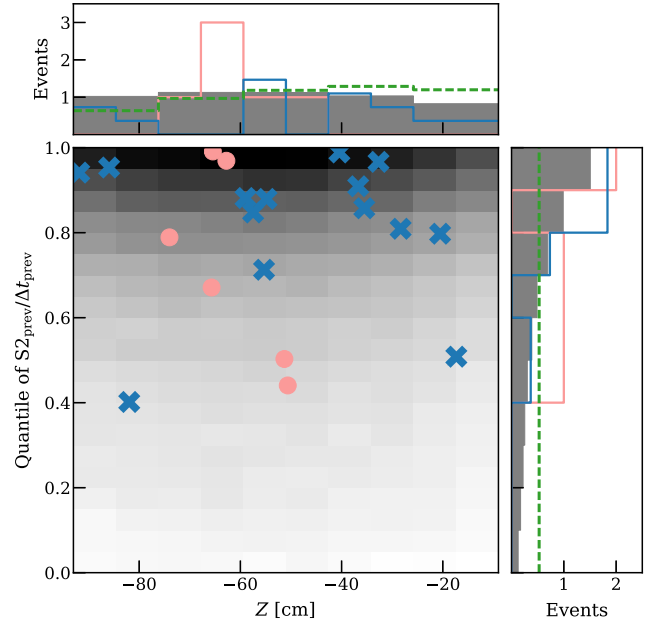


FIG. 2. Events in the science dataset (pink circles) and the AC-enriched validation region (blue crosses) projected onto Z and the quantile of the $S2_{\text{prev}}/\Delta t_{\text{prev}}$ value for NR signals. The AC model is shown in gray. Smaller panels show the projection of the model and data onto each axis, as well as the ${}^8\text{B}$ CE ν NS model (green dashed), normalized to its upper limit. The AC-enriched region data in blue has a slightly different Z distribution due to the inverted GBDT cut, but is included for illustration, scaled by 0.36, the ratio of expected AC events in each dataset.

Neutrons originating from radioimpurities inside detector materials produce NRs in the TPC, but the tight ROI reduces these to $0.039^{+0.002}_{-0.004}$ events. To limit the electronic recoil (ER) background dominated by β decays of ${}^{214}\text{Pb}$ (a daughter of ${}^{222}\text{Rn}$), we additionally require $cS2_b$, the S2 area in the bottom array after a position-dependent correction [8], to be < 250 PE. This reduces the ER background to 0.21 ± 0.08 events in the ROI, leading to a 4.2% absolute acceptance loss for CE ν NS. The same simulation procedure described in Ref. [17] is used to assess the neutron and ER backgrounds, as well as the associated uncertainties. The selection on $cS2_b$ has negligible effect on the AC background.

In the interpretation of the data, we utilize several features that differ between true S1–S2 events and AC. Lone hits are spread uniformly across the top and bottom PMT arrays, whereas scintillation light from the LXe volume mostly falls on the bottom array. Furthermore, an S1 with more than 2 PE on one PMT is very unlikely to be part of an AC, since most lone hits in XENON1T consist of a single photoelectron. We split the data into six “hit categories” according to the number and arrangement of S1 hits, and the largest hit-area (LHA), listed in Table I.

Inference.—We analyze the data with a statistical model adapted from Ref. [17], with three continuous analysis

TABLE I. Signal and background expectation values and observed event counts in six S1 hit classes based on number of S1 PMT hits in total, the number in the top array (TA), and the largest hit-area (LHA). Expectation values are computed for the nominal (NEST best fit) Q_y , L_y , and ${}^8\text{B}$ neutrino flux for the $0.6 \text{ t} \times \text{y}$ exposure. The neutron background is not shown separately in the table as it is significantly smaller than AC and ER, but is included in the background total. The last two columns show the result from the AC validation region, where the expectation value is dominated (97%) by AC events, with the remainder from the expected ${}^8\text{B}$ CE ν NS leakage. The relative uncertainties on the background and signal expectations are described in the text.

S1 hit properties	Science data						AC validation region	
	LHA	AC	ER	Total BG	CE ν NS	Data	Expected	Data
2 Hits, 1+ in TA	≥ 2 PE	0.09	0.01	0.10	0.13	0	0.25	0
	< 2 PE	3.54	0.04	3.58	0.44	4	9.45	10
2 Hits, 0 in TA	≥ 2 PE	0.03	0.03	0.06	0.23	0	0.11	0
	< 2 PE	1.47	0.09	1.58	0.79	2	4.07	4
3 Hits	≥ 2 PE	0.00	0.01	0.02	0.17	0	0.03	0
	< 2 PE	0.01	0.03	0.05	0.36	0	0.09	0
Total		5.14	0.21	5.38	2.11	6	14.00	14

dimensions; S2, Z, and the quantiles of equal signal acceptance in $S2_{\text{prev}}/\Delta t_{\text{prev}}$. The likelihood for XENON1T is the product of the likelihoods for each hit category, indexed with i

$$\mathcal{L}_{\text{Xe1T}}(\Phi, Q_y, L_y, \vec{\theta}) = \prod_{i=1}^6 \mathcal{L}_i(\Phi, Q_y, L_y, \vec{\theta}) \times \prod_m [\mathcal{L}_m(\theta_m)]. \quad (1)$$

Here, $\vec{\theta}$ are the nuisance parameters. The extended unbinned likelihood terms $\mathcal{L}_i(\Phi, Q_y, L_y, \vec{\theta})$ are of the same form as Eq. (20) in Ref. [17], and include models in S2, Z, and $S2_{\text{prev}}/\Delta t_{\text{prev}}$ for the ${}^8\text{B}$ CE ν NS signal and AC, ER, and neutron backgrounds. The background component rates θ_m are constrained by the external measurement terms $\mathcal{L}_m(\theta_m)$.

For the ${}^8\text{B}$ CE ν NS search, the nuisance parameters are the expectation values of the backgrounds, each with a constraint term, as well as the NR response parameters Q_y and L_y . The total likelihood used in the CE ν NS search is the product of $\mathcal{L}_{\text{Xe1T}}$, defined in Eq. (1), and external constraints on Q_y and L_y , as detailed above. For these results, the models of CE ν NS, DM, and the neutron background change both in shape and expectation value with Q_y and L_y . The CE ν NS discovery significance as well as DM upper limits are computed using the log-likelihood-ratio test statistic calibrated with toy Monte Carlo (toy-MC) simulations [17,33].

To construct confidence intervals in Φ , Q_y , and L_y , we define a test statistic from the sum of profiled log likelihoods of XENON1T and external constraints. By including external measurements of Q_y , we can constrain L_y . Since the CE ν NS signal spans a narrow energy range, we use a constant L_y value to construct the intervals. This allows us to make use of the degeneracy between Φ and the

NR response parameters Q_y and L_y , all three of which primarily affect the CE ν NS expectation value. Details on the construction of these confidence intervals may be found in the Supplemental Material [25].

By including external constraints on Φ , Q_y , and L_y , this analysis can be used to consider physics processes beyond the standard model. We consider a benchmark model in which nonstandard neutrino interactions modify the CE ν NS cross section [3,34,35]. Our confidence interval on Φ assuming the standard model cross section can be reinterpreted as a confidence interval on the modified CE ν NS cross section if we use the externally measured value of Φ . We also consider DM-nucleus interactions, including CE ν NS as a background contribution, and Q_y and L_y as nuisance parameters. We use the same profile construction approach to compute upper limits as Ref. [17], including a power constraint [36].

Results.—We estimated the probability of observing a $3\sigma(2\sigma)$ CE ν NS excess in this data to be 20% (50%) for the nominal (NEST) values of Q_y , L_y . Inverting the GBDT cut gave an AC-rich validation region that was unblinded first (Table I). Background-only goodness-of-fit (GOF) tests using a binned Poisson likelihood were performed on the validation region, both for the six S1 hit categories and in the continuous analysis space, with p values of 0.95 and 0.33, respectively, which exceeded the 0.05 validation criterion. The science dataset was unblinded following the successful validation region unblinding. Six events were found, as listed in Table I. The events are compatible with the background-only hypothesis, with a CE ν NS discovery significance of $p > 0.50$. The same GOF tests used to assess the validation region unblinding show good agreement, with $p = 0.64$ and $p = 0.72$, respectively. The XENON1T confidence interval in Φ , Q_y , and L_y does not strongly constrain any of the parameters due to the significant correlation in particular between Φ and L_y , as

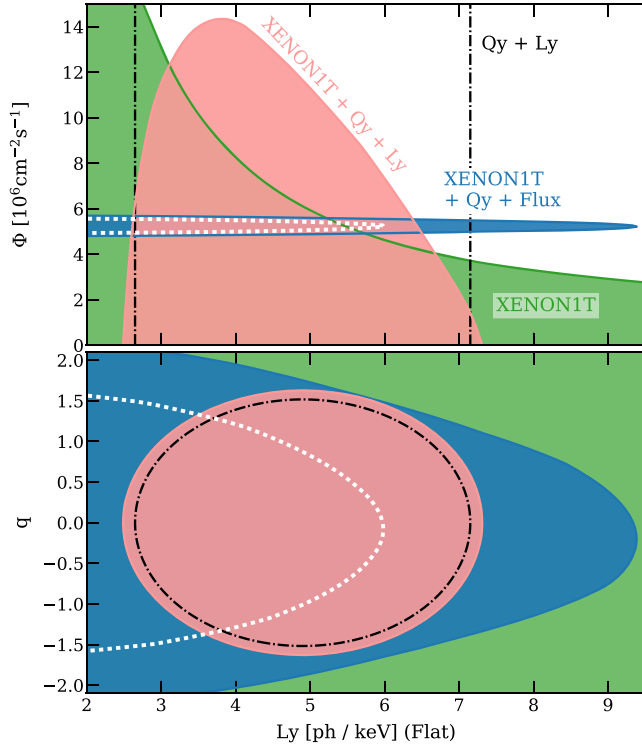


FIG. 3. Projections of the 90% confidence volumes in L_y and Φ (top), and in L_y and the Q_y interpolation parameter q (bottom). The green area shows constraints using only the XENON1T data. Combining the XENON1T data and external constraints on Q_y [19] and L_y [22,37] (shown in black dash-dotted lines) gives the confidence interval shown in pink, and an upper limit on Φ . Conversely, combining the XENON1T data and constraints on Φ [16] and Q_y yields the dark blue interval and upper limits on L_y . The dashed white line displays the 68% confidence interval. L_y is assumed constant in the ${}^8\text{B}$ CE ν NS ROI for these constraints.

shown by the green shaded region in Fig. 3 (top). On the other hand, Φ can be constrained if the external constraints on Q_y and L_y are included, as shown in the pink region, with a 90% upper limit on Φ of $1.4 \times 10^7 \text{ cm}^{-2} \text{ s}^{-1}$. The blue region in Fig. 3 shows the confidence interval from a combination of the XENON1T likelihood, constraints on Φ [16], and on Q_y . The 90% upper limit on L_y (assumed constant over the 0.9–1.9 keV energy range) is 9.4 ph/keV.

In the benchmark model of nonstandard neutrino interactions considered, the electron neutrino has vector couplings to the up (u) and down (d) quarks of ϵ_{ee}^{dV} and ϵ_{ee}^{uV} , respectively [3,34,35]. The 90% confidence interval for ϵ_{ee}^{dV} and ϵ_{ee}^{uV} from XENON1T data is shown in light blue in Fig. 4 (top).

The result for a spin-independent DM-nucleus interaction is shown in Fig. 4 (bottom). This constraint improves on previous world-leading limits [8,9] in the mass range between 3 and 11 $\text{GeV } c^{-2}$ by as much as an order of magnitude. The limit lies at roughly the 15th percentile, reflecting the downwards fluctuation with respect to the

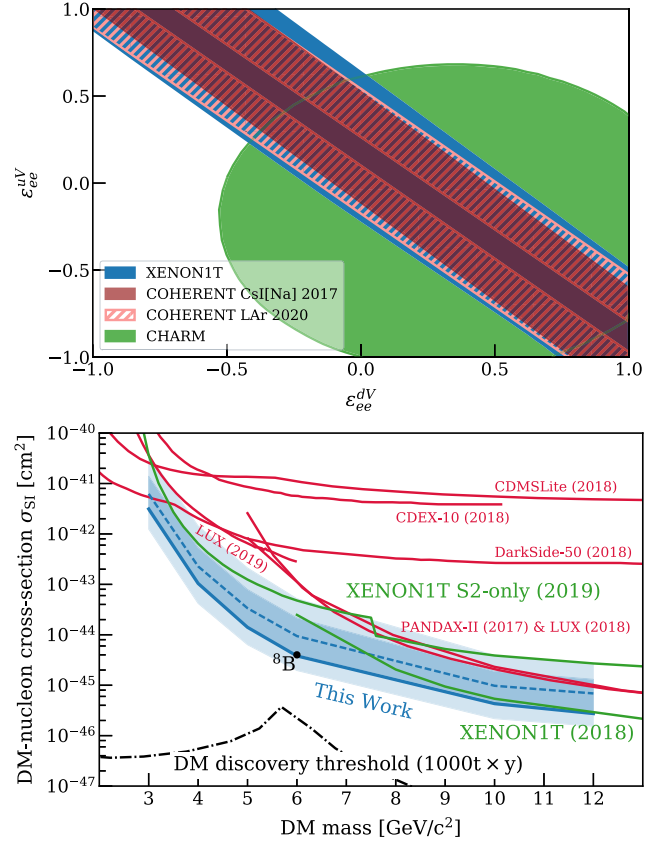


FIG. 4. Constraints on new physics using XENON1T data. Top: Constraints on nonstandard vector couplings between the electron neutrino and quarks, where the XENON1T 90% confidence interval (light blue region) is compared with the results from COHERENT [3,34] (pink and dark red regions) and CHARM [38] (green). Bottom: The 90% upper limit (blue line) on the spin-independent DM-nucleon cross section σ_{SI} as function of DM mass. Dark and light blue areas show the 1σ and 2σ sensitivity bands, and the dashed line the median sensitivity. Green lines show other XENON1T limits on σ_{SI} using the threefold tight-coincidence requirement [8] and an analysis using only the ionization signal [9], and other constraints [39–44] are shown in red. The dash-dotted line shows where the probability of a 3σ DM discovery is 90% for an idealized, extremely low-threshold (3 eV) xenon detector with a $1000 \text{ t} \times \text{y}$ exposure [45]. The black dot denotes DM that has a recoil spectrum and rate identical to the ${}^8\text{B}$ neutrinos.

background model (including CE ν NS), but is not extreme enough to be power constrained.

Outlook.—The XENONnT experiment, currently being commissioned at LNGS, aims to acquire a $20 \text{ t} \times \text{y}$ exposure [14]. As the isolated-S1 rate scales up with the larger number of PMTs and the isolated-S2 rate with the detector surface area, the AC background will be the biggest challenge for the discovery of ${}^8\text{B}$ CE ν NS. The AC background modeling and discrimination techniques used in this analysis will improve the sensitivity of XENONnT to ${}^8\text{B}$ CE ν NS and low-mass DM. The novel cryogenic

liquid circulation system developed to ensure efficient purification in XENONnT will mitigate the reduction of S2s due to impurities, improving the acceptance of low-energy NRs from ^8B neutrinos and DM. Additionally, the data will be analyzed in a triggerless mode to minimize efficiency loss and better understand the AC background. Together with the significantly larger exposure, these techniques give XENONnT strong potential to discover ^8B CE ν NS.

The large uncertainty in both Q_y and L_y will be the dominant systematic in constraining new physics from DM and nonstandard neutrino interactions. Improving these uncertainties by calibrating NRs in LXe using *in situ* low energy neutron sources [46] and dedicated detectors [19] can crucially improve the sensitivity of next-generation experiments to both ^8B CE ν NS and light DM.

We would like to thank Matthew Szydagis and Ekaterina Kozlova for useful discussions concerning the NEST model. We gratefully acknowledge support from the National Science Foundation, Swiss National Science Foundation, German Ministry for Education and Research, Max Planck Gesellschaft, Deutsche Forschungsgemeinschaft, Helmholtz Association, Netherlands Organisation for Scientific Research (NWO), Weizmann Institute of Science, ISF, Fundacao para a Ciencia e a Tecnologia, Rgion des Pays de la Loire, Knut and Alice Wallenberg Foundation, Kavli Foundation, JSPS Kakenhi in Japan and Istituto Nazionale di Fisica Nucleare. This project has received funding or support from the European Unions Horizon 2020 research and innovation programme under the Marie Sklodowska-Curie Grant Agreements No. 690575 and No. 674896, respectively. Data processing is performed using infrastructures from the Open Science Grid, the European Grid Initiative, and the Dutch national e-infrastructure with the support of SURF Cooperative. We are grateful to Laboratori Nazionali del Gran Sasso for hosting and supporting the XENON project.

* Also at Simons Center for Geometry and Physics and C. N. Yang Institute for Theoretical Physics, SUNY, Stony Brook, New York 11794-3636, USA.

† Also at Institute for Subatomic Physics, Utrecht University, 3508 TA Utrecht, Netherlands.

‡ feigao@tsinghua.edu.cn

§ joseph.howlett@columbia.edu

|| Also at Institute for Advanced Research, Nagoya University, Nagoya, Aichi 464-8601, Japan.

¶ Coimbra Polytechnic–ISEC, 3030-199 Coimbra, Portugal.

** Also at INFN, Sez. di Ferrara and Dip. di Fisica e Scienze della Terra, Università di Ferrara, via G. Saragat 1, Edificio C, I-44122 Ferrara (FE), Italy.

†† tianyu.zhu@columbia.edu

‡‡ xenon@lngs.infn.it

[1] J. Billard, E. Figueroa-Feliciano, and L. Strigari, Implication of neutrino backgrounds on the reach of next generation

- dark matter direct detection experiments, *Phys. Rev. D* **89**, 023524 (2014).
- [2] D. Z. Freedman, Coherent effects of a weak neutral current, *Phys. Rev. D* **9**, 1389 (1974).
- [3] D. Akimov *et al.* (COHERENT Collaboration), Observation of coherent elastic neutrino-nucleus scattering, *Science* **357**, 1123 (2017).
- [4] H. Bonet *et al.*, Constraints on Elastic Neutrino Nucleus Scattering in the Fully Coherent Regime from the CONUS Experiment, *Phys. Rev. Lett.* **126**, 041804 (2021).
- [5] A. Aguilar-Arevalo *et al.* (CONNIE Collaboration), Exploring low-energy neutrino physics with the Coherent Neutrino Nucleus Interaction Experiment, *Phys. Rev. D* **100**, 092005 (2019).
- [6] E. Aprile *et al.* (XENON Collaboration), The XENON1T dark matter experiment, *Eur. Phys. J. C* **77**, 881 (2017).
- [7] E. Aprile *et al.* (XENON Collaboration), Lowering the radioactivity of the photomultiplier tubes for the XENON1T dark matter experiment, *Eur. Phys. J. C* **75**, 546 (2015).
- [8] E. Aprile *et al.* (XENON Collaboration), Dark Matter Search Results from a One Ton-Year Exposure of XENON1T, *Phys. Rev. Lett.* **121**, 111302 (2018).
- [9] E. Aprile *et al.* (XENON Collaboration), Light Dark Matter Search with Ionization Signals in XENON1T, *Phys. Rev. Lett.* **123**, 251801 (2019).
- [10] E. Aprile *et al.* (XENON Collaboration), Constraining the Spin-Dependent Wimp-Nucleon Cross Sections with XENON1T, *Phys. Rev. Lett.* **122**, 141301 (2019).
- [11] E. Aprile *et al.* (XENON Collaboration), First Results on the Scalar WIMP-Pion Coupling, Using the XENON1T Experiment, *Phys. Rev. Lett.* **122**, 071301 (2019).
- [12] H. Zhang *et al.* (PandaX Collaboration), Dark matter direct search sensitivity of the PandaX-4T experiment, *Sci. China Phys. Mech. Astron.* **62**, 31011 (2019).
- [13] D. Akerib *et al.* (LUX-ZEPLIN Collaboration), Projected wimp sensitivity of the LUX-ZEPLIN dark matter experiment, *Phys. Rev. D* **101**, 052002 (2020).
- [14] E. Aprile *et al.* (XENON Collaboration), Projected WIMP sensitivity of the XENONnT dark matter experiment, *J. Cosmol. Astropart. Phys.* **11** (2020) 031.
- [15] M. Agostini *et al.* (Borexino Collaboration), Comprehensive measurement of pp -chain solar neutrinos, *Nature (London)* **562**, 505 (2018).
- [16] B. Aharmim *et al.* (SNO Collaboration), Combined analysis of all three phases of solar neutrino data from the sudbury neutrino observatory, *Phys. Rev. C* **88**, 025501 (2013).
- [17] E. Aprile *et al.* (XENON Collaboration), XENON1T dark matter data analysis: Signal and background models and statistical inference, *Phys. Rev. D* **99**, 112009 (2019).
- [18] E. Aprile *et al.* (XENON Collaboration), First Dark Matter Search Results from the XENON1T Experiment, *Phys. Rev. Lett.* **119**, 181301 (2017).
- [19] B. Lenardo *et al.*, Low-Energy Physics Reach of Xenon Detectors for Nuclear-Recoil-Based Dark Matter and Neutrino Experiments, *Phys. Rev. Lett.* **123**, 231106 (2019).
- [20] D. Akerib *et al.* (LUX Collaboration), Low-energy (0.7–74 keV) nuclear recoil calibration of the lux dark matter experiment using d-d neutron scattering kinematics, [arXiv:1608.05381](https://arxiv.org/abs/1608.05381).

- [21] M. Szydagis *et al.*, Noble Element Simulation Technique, <https://doi.org/10.5281/zenodo.3905382> (2018), v2.1.0 (uncertainties from private communication).
- [22] D. Huang, Ultra-low energy calibration of the LUX and LZ dark matter detectors, Ph.D. thesis, Brown University, 2020.
- [23] E. Aprile *et al.* (XENON Collaboration), XENON1T dark matter data analysis: Signal reconstruction, calibration and event selection, *Phys. Rev. D* **100**, 052014 (2019).
- [24] E. Aprile *et al.* (XENON Collaboration), The XENON1T data acquisition system, *J. Instrum.* **14**, P07016 (2019).
- [25] See Supplemental Material at <http://link.aps.org/supplemental/10.1103/PhysRevLett.126.091301> for further details on the waveform simulation, signal expectation, background rejection, and inference methods, which includes [26–28].
- [26] L. Wolfenstein, Neutrino oscillations in matter, *Phys. Rev. D* **17**, 2369 (1978).
- [27] A. Friedland, C. Lunardini, and C. Pena-Garay, Solar neutrinos as probes of neutrino matter interactions, *Phys. Lett. B* **594**, 347 (2004).
- [28] F. Capozzi, E. Di Valentino, E. Lisi, A. Marrone, A. Melchiorri, and A. Palazzo, Global constraints on absolute neutrino masses and their ordering, *Phys. Rev. D* **95**, 096014 (2017); *Phys. Rev. D* **101**, 116013(A) (2020).
- [29] XENON Collaboration, The pax data processor v6.11.1, <https://doi.org/10.5281/zenodo.4290785> (2020).
- [30] D. S. Akerib *et al.* (LUX Collaboration), Investigation of background electron emission in the LUX detector, *Phys. Rev. D* **102**, 092004 (2020).
- [31] J. H. Friedman, Greedy function approximation: A gradient boosting machine, *Ann. Stat.* **29**, 1189 (2001).
- [32] F. Pedregosa *et al.*, Scikit-learn: Machine learning in Python, *J. Mach. Learn. Res.* **12**, 2825 (2011), <http://jmlr.org/papers/v12/pedregosa11a.html>.
- [33] C. Patrignani *et al.* (Particle Data Group), Review of particle physics, *Chin. Phys. C* **40**, 100001 (2016).
- [34] D. Akimov *et al.* (COHERENT Collaboration), First Measurement of Coherent Elastic Neutrino-Nucleus Scattering on Argon, *Phys. Rev. Lett.* **126**, 012002 (2021).
- [35] S. Brice *et al.*, A method for measuring coherent elastic neutrino-nucleus scattering at a far off-axis high-energy neutrino beam target, *Phys. Rev. D* **89**, 072004 (2014).
- [36] G. Cowan, K. Cranmer, E. Gross, and O. Vitells, Power-constrained limits, [arXiv:1105.3166](https://arxiv.org/abs/1105.3166).
- [37] D. S. Akerib *et al.* (LUX Collaboration), Low-energy (0.7–74 keV) nuclear recoil calibration of the LUX dark matter experiment using d-d neutron scattering kinematics, [arXiv:1608.05381](https://arxiv.org/abs/1608.05381).
- [38] J. Dorenbosch *et al.* (CHARM Collaboration), Experimental verification of the universality of ν_e and ν_μ coupling to the neutral weak current, *Phys. Lett. B* **180**, 303 (1986).
- [39] R. Agnese *et al.* (SuperCDMS Collaboration), Low-mass dark matter search with CDMSlite, *Phys. Rev. D* **97**, 022002 (2018).
- [40] H. Jiang *et al.* (CDEX Collaboration), Limits on Light Weakly Interacting Massive Particles from the First 102.8 kg \times day Data of the CDEX-10 Experiment, *Phys. Rev. Lett.* **120**, 241301 (2018).
- [41] P. Agnes *et al.* (DarkSide Collaboration), DarkSide-50 532-day dark matter search with low-radioactivity argon, *Phys. Rev. D* **98**, 102006 (2018).
- [42] D. S. Akerib *et al.* (LUX Collaboration), Results from a Search for Dark Matter in the Complete LUX Exposure, *Phys. Rev. Lett.* **118**, 021303 (2017).
- [43] X. Cui *et al.* (PandaX-II Collaboration), Dark Matter Results from 54-Ton-Day Exposure of PandaX-II Experiment, *Phys. Rev. Lett.* **119**, 181302 (2017).
- [44] D. Akerib *et al.* (LUX Collaboration), Extending light WIMP searches to single scintillation photons in LUX, *Phys. Rev. D* **101**, 042001 (2020).
- [45] F. Ruppin, J. Billard, E. Figueroa-Feliciano, and L. Strigari, Complementarity of dark matter detectors in light of the neutrino background, *Phys. Rev. D* **90**, 083510 (2014).
- [46] J. I. Collar, Applications of an $^{88}\text{Y}/\text{Be}$ Photoneutron Calibration Source to Dark Matter and Neutrino Experiments, *Phys. Rev. Lett.* **110**, 211101 (2013).