



UvA-DARE (Digital Academic Repository)

Is Negative Campaigning a Matter of Taste? Political Attacks, Incivility, and the Moderating Role of Individual Differences

Nai, A.; Maier, J.

DOI

[10.1177/1532673X20965548](https://doi.org/10.1177/1532673X20965548)

Publication date

2021

Document Version

Final published version

Published in

American Politics Research

License

CC BY-NC

[Link to publication](#)

Citation for published version (APA):

Nai, A., & Maier, J. (2021). Is Negative Campaigning a Matter of Taste? Political Attacks, Incivility, and the Moderating Role of Individual Differences. *American Politics Research*, 49(3), 269-281. <https://doi.org/10.1177/1532673X20965548>

General rights

It is not permitted to download or to forward/distribute the text or part of it without the consent of the author(s) and/or copyright holder(s), other than for strictly personal, individual use, unless the work is under an open content license (like Creative Commons).

Disclaimer/Complaints regulations

If you believe that digital publication of certain material infringes any of your rights or (privacy) interests, please let the Library know, stating your reasons. In case of a legitimate complaint, the Library will make the material inaccessible and/or remove it from the website. Please Ask the Library: <https://uba.uva.nl/en/contact>, or a letter to: Library of the University of Amsterdam, Secretariat, Singel 425, 1012 WP Amsterdam, The Netherlands. You will be contacted as soon as possible.

UvA-DARE is a service provided by the library of the University of Amsterdam (<https://dare.uva.nl>)

Is Negative Campaigning a Matter of Taste? Political Attacks, Incivility, and the Moderating Role of Individual Differences

American Politics Research
2021, Vol. 49(3) 269–281
© The Author(s) 2020



Article reuse guidelines:
sagepub.com/journals-permissions
DOI: 10.1177/1532673X20965548
journals.sagepub.com/home/apr



Alessandro Nai¹  and Jürgen Maier²

Abstract

We test how individual differences moderate the attitudinal effects of attack politics in two online experiments among US respondents, surveyed through Amazon’s Mechanical Turk ($N = 1,408$ and $N = 1,081$). Study 1 tests the moderating effect of personality traits (Big Five, Dark Triad) on the effectiveness of character vs. policy attacks. Study 2 investigates the difference between civil and uncivil attacks and explores the moderating effect of Big Five, Dark Triad, tolerance to negativity and conflict avoidance. Results suggest that the effects of negativity and incivility are not uniform across all respondents. For instance, evaluations of the *sponsor* are more negative after exposure to negative messages for respondents high in conflict avoidance; respondents high in psychopathy are more likely to have a more negative opinion of the *target* after being exposed to character attacks, whereas incivility worsen the perception of the target for individuals low in conflict avoidance and agreeableness. Harsher campaigns, in other terms, work particularly well for some – and are particularly rejected by others. The implications of these trends are discussed.

Keywords

Negativity, personality, Big Five, Dark Triad, tolerance to negativity, conflict avoidance, experiment, USA

Introduction

Negative Campaigning is a Matter of Taste

Negative campaigning is undoubtedly one of the most distinctive features of contemporary electoral competition. Yet, scholars disagree about its effectiveness (Lau et al., 2007). Are negative messages successful in degrading perceptions of the target of the attacks, or do they instead “backlash” against the sponsor (Fridkin & Kenney, 2004)? To be sure, negative messages come in many shapes and forms. For instance, several studies distinguish between different foci, that is, whether attacks are targeted against the policy or the personal characteristics of the opponent (Brooks & Geer, 2007; see also Hopmann et al., 2018), or consider varying degrees of (in)civility, that is, whether the attack includes “disrespectful, poisonous and hyperbolic [. . . language], breaking norms of conversation” (Otto et al., 2019, p. 89; see also Mutz, 2015; Mutz & Reeves, 2005). If political attacks are broadly disliked by the public at large (Fridkin & Kenney, 2011; Johnson-Cartee & Copeland, 1989), some attacks are particularly loathed. While criticizing the policy stances of opponents is the heartbeat of democracy, one could argue that ad-hominem attacks and invectives against personal traits of the opponents are normatively less useful from a democratic standpoint. Civil and nuanced criticism can foster a relevant and reasonable debate, whereas uncivil attacks will most likely poison the political discourse in the long run.

These differences notwithstanding, negativity and incivility are in the eye of the beholder (Lipsitz & Geer, 2017; Sigelman & Kugler, 2003), so much so that different individuals might react differently to them. Beyond established factors such as, for example, individual resources (e.g., Fridkin & Kenney, 2004) or party identification (Ansolabehere & Iyengar, 1995), recent research claims that the effects of attacks depend on voters’ personality and their attitudes towards political discourse (Fridkin & Kenney, 2011, 2019), in line with the broader research highlighting the centrality of “negativity bias” in information selection (e.g., Bachleda et al., 2020). Weinschenk and Panagopoulos (2014) show that respondents high in extraversion are more likely to be mobilized by negative campaign messages; inversely, respondents high in agreeableness can be discouraged to participate when exposed to negativity. In a study by Kalmoe (2019) the usage of “aggressive metaphors” tend to mobilize voters with “aggressive traits” (associated with low agreeableness and extraversion, and high neuroticism) and demobilizes strong

¹University of Amsterdam, Amsterdam, Netherlands

²University of Koblenz Landau - Campus Landau, Landau, Rheinland-Pfalz, Germany

Corresponding Author:

Alessandro Nai, University of Amsterdam, Postbus 15793, Amsterdam 1001 NG, Netherlands.
Email: a.nai@uva.nl

partisans low in aggression. Similarly, in the study by Bjarnøe et al. (2020) political news employing a conflict framing—that is, focusing on disagreements and clashes inherent in the political game—are more successful in mobilizing voters that score low in conflict avoidance (see also Maier & Faas, 2015). Inversely, Mutz and Reeves (2005) show that exposure to uncivil content lowers political trust especially in respondents high in conflict avoidance, Otto et al. (2019) suggest that individuals with lower levels of “tolerance to disagreement” are more affected by political incivility, and Fridkin and Kenney (2011, 2019) show the same for low “tolerance to negativity.”

All in all, these diverse studies suggest that some citizens are more “attuned” to negativity than others—or, in other terms, that individual differences are an important moderator when it comes to the effects of information framed in a negative way (Nai & Otto, forthcoming). Yet, to the best of our knowledge, the jury is still out regarding whether individual differences have the potential to matter, in fine, for the *net effectiveness* of negative political messages—that is, looking at both voters’ perceptions of the target and the sponsor of the attacks. Negativity might successfully depress perceptions of the target, as it intends to do, but is also likely to unintentionally backfire against the sponsor. Can we identify voters for which these effects are more (less) likely? Is negativity more successful for some voters to depress evaluations of the target—those that are more positively predisposed towards more confrontational and harsh components of the political game? Are some voters particularly likely to reject negativity, to the point of having a worse image of candidates that go negative? Given the increase of confrontational and antagonistic political figures worldwide (Nai & Martinez i Coma, 2019), and the fact that the personality of voters is likely to be associated with support for “harsher” political figures (e.g., Bakker et al., 2016), these questions are particularly topical.

In this article, we contribute to this a better understanding of the psychological roots of support for negativity in politics by testing the effects of personality traits and other proximate dispositional attitudes (conflict avoidance, tolerance to negativity) on the effectiveness of negative campaigning messages to shape attitudes for targets and sponsors of the attacks. To be sure, the contribution of this article is limited to candidate *perceptions*. Nonetheless, given the centrality of attitudes and candidate perceptions for ultimate voting choices (Costa & Ferreira da Silva, 2015; Garzia, 2013), the results described in this article are an important new step towards a deeper understanding of the role of individual differences for the *electoral* effectiveness of negativity in politics.

The Two Studies at a Glance

Is negativity a matter of taste? To clarify the moderating role of individual differences on the effectiveness of attack politics, we present in this article the results of two online

experiment among US respondents, surveyed through Amazon’s Mechanical Turk in May 2019 and December 2019 (respectively, $N=1,408$ and $N=1,081$). Study 1 focusses specifically on differences in personality traits (Big Five, Dark Triad) and their moderating effect on the effectiveness of negativity and character versus policy attacks. Study 2 focuses on character attacks more specifically and investigates the difference between civility and incivility within this type of attacks; on top of assessing the moderating role of the Big Five and Dark Triad, study 2 also explores the moderating effect of tolerance to negativity and conflict avoidance.

The two studies were voluntarily set up in a way to maximize their differences, while keeping the main “moving parts” stable (the logic of the experimental protocols and the measurement of personality). Respondents in study 1 are exposed to fictive messages but about real political figures (Pete Buttigieg and Mitch McConnell), whereas study 2 uses fictive candidates. Study 1 involves attacks sponsored by a Democrat against a Republican, whereas study 2 does the opposite. Study 1 sets up the treatments as campaign speeches, whereas study 2 frames them as mock newspaper articles. Finally, the mock campaign messages in study 1 are on the issue of health care, whereas in study 2 they are on economic and taxation issues. Replicating the same protocol but using very different setups dramatically decreases the chances that results—if consistently found across the studies—are driven by the experimental setup at play. In other terms, such a “most different” approach includes already in its design cues to assess whether the results found are externally valid (e.g., Schram, 2005) and, potentially, generalizable.

Study I. Personality and Type of Attacks

Expectations

Study 1 focuses on individual differences in terms of personality traits, looking both at the “Big Five” and “Dark Triad” inventories. The Big Five (McCrae & John, 1992) is undoubtedly the most studied personality inventory, at least when it comes to its effects on political behaviors and attitudes (e.g., Mondak, 2010). The inventory identifies five “general” personality traits: extraversion (sociability, energy, assertiveness), agreeableness (friendliness, amicability, and a proclivity for cooperative behaviors), conscientiousness (responsibility, dependability, and a tendency to plan ahead), emotional stability (low stress, low edginess, calm, satisfaction), and openness (intellectual curiosity, creativity, and a proclivity for new experiences). The Dark Triad inventory (Furnham et al., 2013; Paulhus & Williams, 2002) is less frequently studied in politics (but see, e.g., Blais & Pruyssers, 2017; Jonason, 2014; Nai & Maier, 2018). The inventory identifies three “socially nefarious” traits: narcissism (ego-reinforcing behaviors, bombastic promotion of self, desire to

be admired), psychopathy (callousness, incapacity to connect emotionally, impulsivity), and Machiavellianism (the tendency to use strategic behavior for the pursuit of self-beneficial objectives).

Starting with the Big Five, our prediction is that negative messages are “rejected”—that is, they are more likely to backlash against the sponsor and less likely to be effective against the target—for respondents high in agreeableness, conscientiousness, and extraversion, and low in emotional stability. *Agreeable* people tend to display a more compromising and accepting behavior (Lee & Ashton, 2004), but they can at the same time be expected to “shy away from things that are conflictual or disagreeable” (Weinschenk & Panagopoulos, 2014, p. 168). In this sense, we could expect them to reject negative and harsh campaigns. *Conscientiousness* is associated with lower impulsivity (Jones & Paulhus, 2011), caution and self-control (Lee & Ashton, 2004). Conscientious people can be expected to have a more traditional and sophisticated view of politics; they “have clear ideas about right and wrong and will not appreciate critical or inflammatory ads” (Weinschenk & Panagopoulos, 2014, p. 168). Similarly, *extraverted* individuals tend to favor positivity in all social experiences; “when politics turns ugly, the extravert likely turns elsewhere” (Mondak, 2010, p. 172). In this sense, we could expect them to also reject negative messages. Individuals low in *emotional stability* (high neuroticism) tend to avoid discussions that they find unpleasant and can potentially make them upset. For instance, Gerber et al. (2012) show that neurotics stay away from discussions with family members on issues on which they disagree. In this sense, we might expect low emotional stability to be associated with a greater rejection of harsh campaigns. Similarly, emotionally stable people are “relatively un-flappable and not prone to agitation” (Mondak, 2010, pp. 171–172; see also Weinschenk & Panagopoulos, 2014), which could mean that high levels of emotional stability are associated with low campaigning effects. Finally, we expect the effects of negativity to be generally weaker (both in terms of backlash against the sponsor and effectiveness against the target) for respondents high in *openness*. Individuals high in this trait tend to be more curious, politically sophisticated, and generally open to information that goes against their priors. In this sense, we might expect them to “be capable of looking past any given advertisement and [. . .] seeing the bigger picture” (Mondak, 2010, p. 171).

Turning to the Dark Triad, we globally expect respondents high on the Dark Triad to be less likely to “reject” negativity, especially in its harsher forms. People high in psychopathy usually show “a cognitive bias towards perceiving hostile intent from others” (Levenson, 1990, p. 1074). They are impulsive, prone to callous social attitudes, and show a strong proclivity for interpersonal antagonism (Jonason, 2014) and can thus be expected to have a higher tolerance for confrontational, antagonistic and aggressive styles of political competition. Narcissism has been linked to overconfidence and deceit (Campbell et al., 2004) and with engaging in aggressive

behaviors and general uncivility in their workplace (Penney & Spector, 2002). Finally, people high in Machiavellianism are “characterized by cynical and misanthropic beliefs, callousness, a striving for argentic goals (i.e., money, power, and status), and the use of calculating and cunning manipulation tactics” (Wisse & Sleebos, 2016, p. 123). Behavioral evidence suggests that high Machiavellianism is associated with bullying at work (Pilch & Turska, 2015) and the use of more “negative” and aggressive forms of humor (Veselka et al., 2010). As discussed above, such reactions should be more intense for harsher attacks—in this case, character (vs. policy) attacks, that are more easily disliked by the public (Johnson-Cartee & Copeland, 1989).

In a nutshell, we expect exposure to negative messages to backlash against the sponsor particularly for respondents high in agreeableness (H1), conscientiousness (H2), and extraversion (H3), and low in emotional stability (H4). We however expect generally weaker effects (both against the sponsor and the target) for respondents high in openness (H5). Inversely, negativity should be more effective (lower backlash against the sponsor and more depressed evaluations of the target) for respondents high in narcissism (H6), psychopathy (H7), and Machiavellianism (H8). Finally, all these effects should be more marked for harsher (character) attacks (H9).

Methods

Participants and procedure. Participants (US residents) were recruited in May 2019 via the Amazon MTurk online platform and invited to fill in a short survey against a small compensation (\$0.7; initial $N=1,508$). Because they are opt-in convenience samples, MTurk samples cannot be assumed to be representative of the population. Nonetheless, evidence suggests that MTurk produces results that are similar to more traditional surveys. Berinsky et al. (2012) find that MTurk samples tend to be more representative of the US population than other types of convenience samples, whereas Clifford et al. (2015) report that MTurk samples tend to reflect the psychological divisions of liberals and conservatives in the US general population. All in all, the literature seems to suggest that MTurk offers a cheap and reliable alternative (Hauser & Schwarz, 2016; for a more critical take, see Ford, 2017; Harms & DeSimone, 2015). The questionnaires included an “attention check” (Berinsky et al., 2014); specific instructions—select the option “other” and write a keyword in the entry box—were embedded within a long and digressing question. Respondents that failed such attention check ($N=100$, 6.6%) were assumed to only skim through the questions and were excluded. The analyses are run on a final sample of $N=1,408$. The composition of the sample is described in Supplemental Table A1 (Appendix A).

Respondents were randomly exposed to one of seven different (mock) speech excerpts, reflecting varying levels and forms of negativity (see Supplemental Appendices B and C for more details). The sponsor of all messages was Pete

Buttigieg, who had announced his candidacy for the Democratic nomination for US President a month earlier. All attacks targeted Mitch McConnell, then the Republican Senate Majority Leader. Our analyses focus on the distinction between positive ($N=200$) and negative messages ($N=1,208$), on the one hand, and within negative messages on the distinction between policy ($N=407$) and character attacks ($N=801$) on the other.

Big Five and Dark Triad. The questionnaire included batteries for the self-assessment of respondents' personality traits, which respondents were asked to fill in before being exposed to the experimental components. For the Big Five we used the Ten Item Personality Inventory (TIPI; Gosling et al., 2003); the TIPI asks respondents whether they agree or disagree with a series of ten statements (e.g., "I see myself as extraverted, enthusiastic," "critical, quarrelsome"). Pairs of statements are then used to compute the five traits. Reliability is only averagely high: $\alpha_{(Extraversion)} = .67$, $\alpha_{(Agreeableness)} = .35$, $\alpha_{(Conscientiousness)} = .60$, $\alpha_{(Emotional\ stability)} = .70$, $\alpha_{(Openness)} = .44$. With only two items per trait, capturing furthermore two slightly different facets of each trait, this is to be expected. For the Dark Triad, we used the Dirty Dozen inventory (D12) developed by Jonason and Webster (2010). The inventory is a battery of 12 statements asking respondents whether they agree or disagree with a series of statements (e.g., "I tend to want others to admire me," "I tend to not be too concerned with morality or the morality of my actions"). Groups of four statements are averaged to measure the three "dark" traits of narcissism, psychopathy, and Machiavellianism. Reliability for the three traits is very high: $\alpha_{(Narcissism)} = .86$, $\alpha_{(Psychopathy)} = .83$, $\alpha_{(Machiavellianism)} = .90$. All personality scales vary between 1 "very low" and 7 "very high"; Supplemental Table A1 (Appendix A) presents the average scores on these eight constructs. Zero-order correlations among the eight traits are presented in Supplemental Table A2. Short scales like the ones used here have the advantage of being relatively quick to administer, while achieving satisfactory results—especially when compared with other short batteries (see, e.g., Rammstedt & John, 2007). Nonetheless it has to be noted that, with only a handful of items per trait, these "short" batteries cannot capture all nuances and facets of complex personality constructs (Bakker & Lelkes, 2018; Credé et al., 2012; Spain et al., 2014). Recent evidence suggests furthermore that the personality measures obtained from the TIPI, and especially its measure of openness, can vary as a function of the nature of the political events assessed - thus questioning whether such measures of personality are really exogenous to politics as it is assumed (e.g., Boston et al., 2018). It is hard to assess what the implications of such shortcomings are for our study. The most likely scenario is that nuances between the different traits are somewhat blurred, and as such trait-specific effects that are unrelated to other traits are unlikely. The fact that our expectations for the different traits somewhat converge (see above) makes fortunately this issue less prejudicial.

Target/Sponsor evaluation and partisanship. After exposure to the experimental treatment, respondents were asked to rate the sponsor (Buttigieg) and target of the message (McConnell) on six qualifying adjectives ("competent," "likeable," "funny," "disagreeable," "knowledgeable," "qualified"; from 1 "disagree strongly" to 7 "agree strongly"). After reversing the negative adjective ("disagreeable") we averaged the scores into an additive index of candidate perception, ranging from 1 "very negative" to 7 "very positive" ($\alpha_{(Buttigieg)} = .90$, $\alpha_{(McConnell)} = .88$). The two indexes are unsurprisingly negatively correlated, $r(1406) = -0.25$, $p < .001$.

Because of the overarching role of party identification in driving information processing and shaping political opinions (e.g., Taber & Lodge, 2006), all models are controlled by the party identification of the respondents. Party identification was measured following the protocol used in the American National Election Study (ANES), combining party identification with the strength of such identification, which yields a five-point scale, from 1 "Strong Democrat" to 5 "Strong Republican." This scale is negatively correlated with respondents' perception of Buttigieg, $r(1406) = -0.46$, $p < .001$, and positively correlated with respondents' perception of McConnell, $r(1406) = 0.48$, $p < .001$. Supplemental Table A1 (Appendix A) presents the distribution of respondents according to their party identification.

Results

Direct effects. Negative messages backfire against the *sponsor*. Respondents exposed to a negative message have a significantly worse perception of the sponsor than respondents exposed to a positive message, $b = -0.69$, $t(1405) = -7.24$, $p < .001$. The same, albeit less strongly, is true for respondents exposed to a character attack compared to those exposed to a policy attack, $b = -0.20$, $t(1405) = -2.59$, $p < .01$. Turning to the evaluation of the *target*, negativity is "successful" to depress it. Respondents exposed to a negative message have a significantly worse perception of the target than respondents exposed to a positive message, $b = -0.36$, $t(1405) = -3.86$, $p < .001$. There is no significant difference between character and policy attacks on evaluation of the target; $b = 0.06$, $t(1405) = 0.76$, $p = .446$. Detailed results are presented in Supplemental Tables A4 (sponsor) and A5 (target), in Appendix A.

Moderated effects. The direct effects described above are in some cases a function of individual differences. Looking first at evaluations of the *sponsor*, Supplemental Table A6 (Appendix A) presents two separated models. The first (M1) regresses the evaluation of the sponsor on the respondents' personality profile (Big Five and Dark Triad), exposure to negative (vs. positive) messages, and the interactions between the two. The second (M2) does the same but for exposure to character (vs. policy) attacks. Given the partisan nature of the treatments (Democratic sponsor and Republican target), both models are

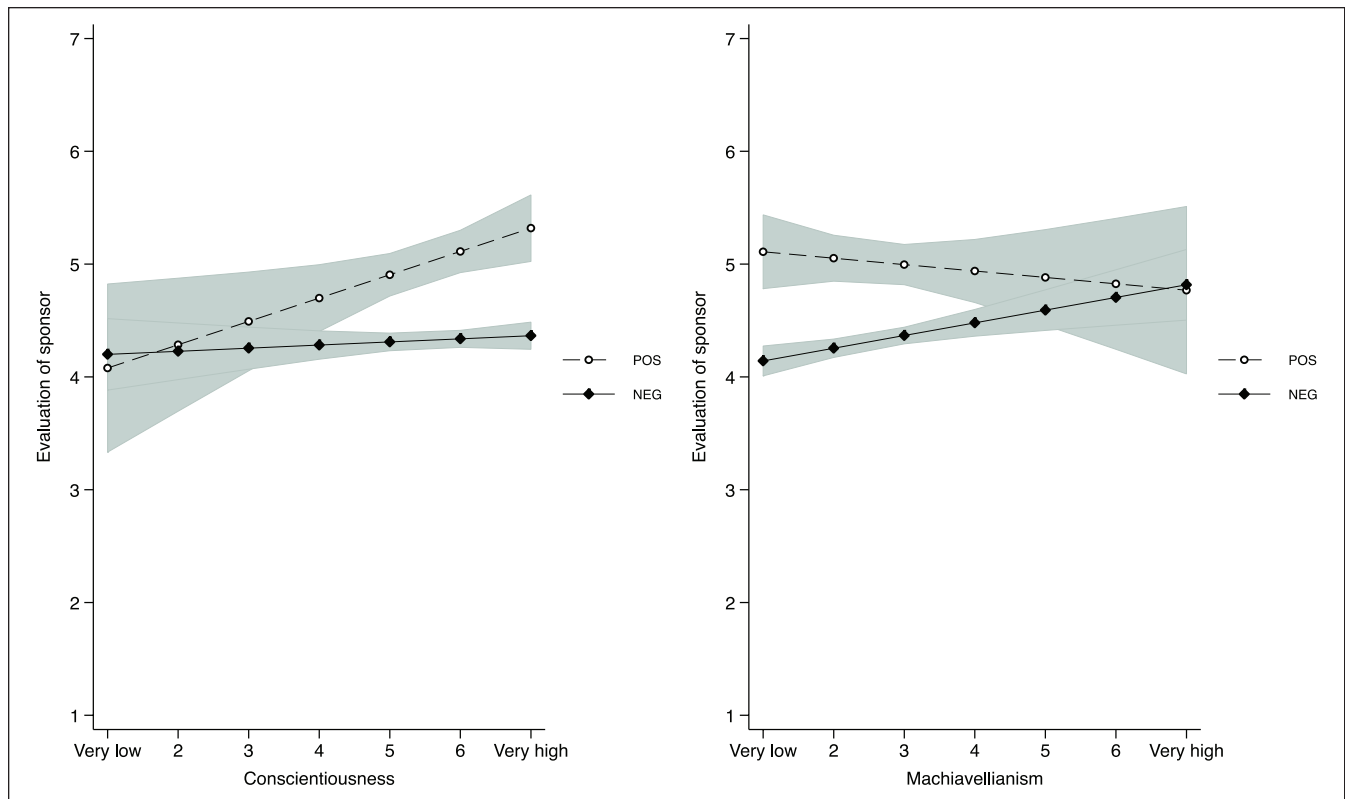


Figure 1. Study 1: Evaluation of the sponsor.

Note. Marginal effects, with 95% confidence intervals, based on coefficients Supplemental Table A6 (M1). All other variables fixed at their mean.

controlled by party identification. Adding the interaction terms does not increase substantially the explanatory power of the models. Nonetheless, two interactions are statistically significant for negativity. Conscientiousness moderates its effects on perception of sponsor, $b = -0.18$, $t(1373) = -2.01$, $p = .044$, and so does Machiavellianism, $b = 0.17$, $t(1373) = 1.83$, $p = .067$. To interpret these effects, we substantiate the coefficients via marginal effects with 95% Confidence intervals (Figure 1). The left-hand panel shows the interaction between respondents' conscientiousness (x -axis) and exposure to a negative or positive message. Respondents high in conscientiousness are more likely to have a positive opinion of the sponsor, if exposed to a positive message, when compared to the same respondents exposed to a negative message. The reverse is true for Machiavellianism (right-hand panel); respondents low in Machiavellianism are more likely to have a more positive opinion of the sponsor when exposed to a positive (vs. negative) message.

Supplemental Table A7 replicates the same models, but for evaluation of the *target*. We also see a handful of significant interactions, even if results are perhaps less clear cut. The clearest effect is for psychopathy, $b = -0.19$, $t(1175) = -2.29$, $p = .022$, substantiated with marginal effects in Figure 2 (right-hand panel). Respondents high in psychopathy are more likely to have a worse perception of the target when exposed to character attacks than when exposed to policy

attacks—suggesting that harsher attacks “work best” for people high in psychopathy to depress evaluations of the target. Supplemental Tables A6 and A7 also report results for joint interaction significance tests (F-statistics) for the interactions between personality and exposure to negative messages.

Study 2. Individual Differences and Incivility

Expectations

The second study dives more deeply into the dimensions of character attacks and explores the effects of *incivility* in political messages. It is relatively safe to assume that people in general dislike incivility, which makes that they “disapprove of the speaker because it does reputational and emotional harm to the recipient” (Frimer & Skitka, 2018, p. 864). Studies show that incivility fosters the experience of negative emotions (Pearson & Porath, 2009), closed-mindedness (Borah, 2012) and the development of cynicism, while depressing political trust (Mutz & Reeves, 2005). Because of its more extreme characteristics in terms of political language, we might expect that incivility depresses perceptions of the sponsor, in such a way that it also does not depress perceptions of the target (negative backlash only). Yet, as for

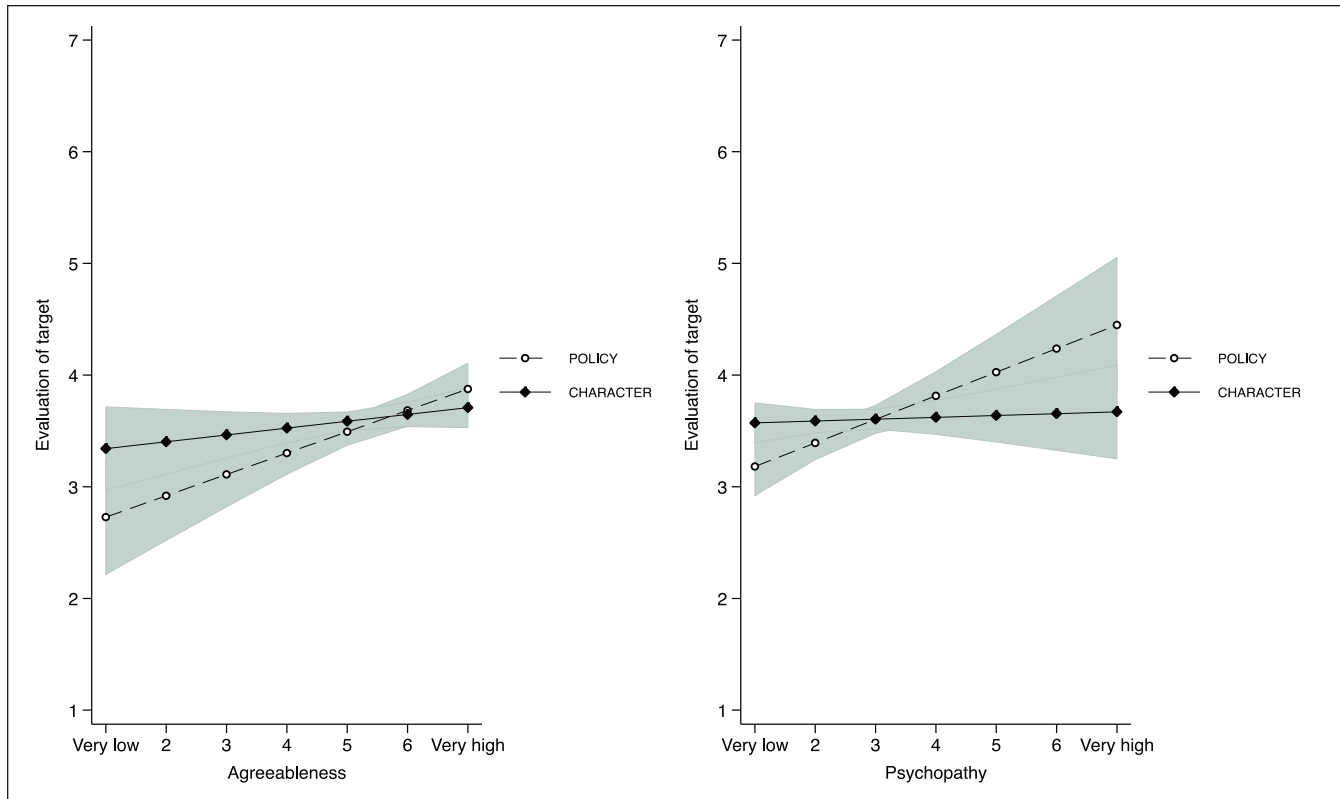


Figure 2. Study 1: Evaluation of the target.

Note. Marginal effects, with 95% confidence intervals, based on coefficients in Supplemental Table A7 (M2). All other variables fixed at their mean.

study 1, we might expect that incivility is (i) especially disliked by some, for which it should backlash even more strongly, and (ii) appreciated by others, for which it could be particularly “effective” (i.e., a better evaluation of the sponsor and a worsened image of the target).

Study 2 focusses on three of such individual differences: personality traits (Big Five, Dark Triad), *tolerance for negativity*—characterising “people who think any type of attack advertising is appropriate” (Fridkin & Kenney, 2011, p. 309)—and *conflict avoidance*—characterizing respondents that are “uncomfortable with and dislike conflict no matter what it is about” (Bjarnøe et al., 2020, p. 107). Expectations for the Big Five and Dark Triad are in line with what discussed in study 1. Expectations for conflict avoidance and (low) tolerance to negativity are even more straightforward, as those two dispositions have been associated in the past to some form of rejection of negativity and incivility (e.g., Bjarnøe et al., 2020; Fridkin & Kenney, 2011, 2019; Maier & Faas, 2015; Mutz & Reeves, 2005; Otto et al., 2019). We simply predict that these two dispositions moderate the reception of negative and uncivil treatments, so that negativity/incivility backlashes more against the sponsor and is less effective to lower perceptions of the target for respondents high in conflict avoidance (H10) and low in tolerance to negativity (H11). The effects should be more marked for incivility, in line with what discussed above (H12).

Methods

Participants and procedure. Participants (US residents) were recruited in December 2019 via the Amazon MTurk online platform and invited to fill in a short survey against a small compensation (\$0.7; initial $N=1,106$). As for study 1, the questionnaires included an “attention check” and respondents that failed it ($N=25$, 2.3%) were excluded. The analyses are run on a final sample of $N=1,081$. The composition of the sample is described in Supplemental Table A1 (Appendix A).

Participants were randomly exposed to a mock newspaper article where the a fictive Republican candidate (Paul A. Bauer) either advocated his policy proposals on automobile industry taxation or attacked his Democrat opponent (the equally fictive Carl B. Meyer) on that same issue, with varying degrees of negativity and incivility (see Appendix B and C for more details). Our analyses focus on the distinction between positive ($N=192$) and negative messages ($N=889$), on the one hand, and within negative character attacks on the distinction between civil ($N=394$) and uncivil attacks ($N=395$) on the other.

Big Five and Dark Triad. Measures for the Big Five and the Dark Triad were similar to study 1; $\alpha_{(\text{Extraversion})} = .66$, $\alpha_{(\text{Agreeableness})} = .38$, $\alpha_{(\text{Conscientiousness})} = .57$, $\alpha_{(\text{Emotional stability})} = .66$,

$\alpha_{(\text{Openness})} = .41$, $\alpha_{(\text{Narcissism})} = .89$, $\alpha_{(\text{Psychopathy})} = .86$, $\alpha_{(\text{Machiavellianism})} = .91$. All variables vary between 1 “very low” and 7 “very high.”

Tolerance to negativity and conflict avoidance. For “tolerance to negativity” we used the measure discussed in Fridkin and Kenney (2019). Respondents were asked whether they agree or disagree with a series of four statements regarding negative advertisement and attack politics (e.g., “Some negative advertisements are so nasty that I stop paying attention to what the candidates are saying,” or “Hard-hitting commercials attacking the opponent are not helpful during election campaigns”). We combined the four items into an additive scale of tolerance to negativity ($\alpha = 0.67$), which varies theoretically between 1 “very low” and 7 “very high” ($M = 3.12$, $SD = 1.20$).

We measured “conflict avoidance” via six items that are part of the conflict “avoidance” and “approach” subscales discussed in Bresnahan et al. (2009; see also Bjarnøe et al., 2020; Goldstein, 1999). Respondents were asked whether they agree or disagree with a series of six statements regarding conflict in politics (e.g., “I hate arguments”, “I believe that conflict is a reality we must live with,” or “I avoid conflict if at all possible”). We combined the six items into an additive scale of conflict avoidance ($\alpha = .73$), which varies theoretically between 1 “very low” and 7 “very high” ($M = 4.10$, $SD = 1.02$). Tolerance to negativity and conflict avoidance are significantly and negatively correlated, $r(1079) = -0.32$, $p < .001$. All Zero-order correlations between tolerance to negativity, conflict avoidance, and the other personality measures, all measured prior to the experimental component, are presented in Supplemental Table A3 (Appendix A).

Target/Sponsor evaluation and partisanship. After exposure to the experimental treatment, respondents were asked to rate the sponsor and target of the message in terms of a series of eight qualifying statements (“competent,” “knowledgeable,” “has a strong leadership,” “decisive,” “honest,” “trustworthy,” “likeable,” “has a pleasant aura”; from 1 “disagree strongly” to 7 “agree strongly”). Rating were then averaged into an additive index of candidate perception, ranging from 1 “very negative” to 7 “very positive” ($\alpha_{(\text{sponsor})} = 0.95$, $\alpha_{(\text{target})} = 0.95$). The two indexes are not significantly correlated, $r(1081) = 0.05$, $p = .125$, most likely due to the use of fictive candidates in the experiment.

Respondents’ party identification, measured as for study 1, is positively correlated with respondents’ perception of the Republican candidate, $r(1081) = 0.49$, $p < .001$, and negatively correlated with respondents’ perception of the Democrat, $r(1081) = -0.32$, $p < .001$.

Results

Direct effects. Negative messages backfire against the *sponsor* (the fictive Paul A. Bauer, a Republican). Respondents exposed to a negative message have a significantly worse

perception of the sponsor than respondents exposed to a positive message, $b = -0.38$, $t(1078) = -3.72$, $p < .001$. The same is true for respondents exposed to an uncivil character attack compared to those exposed to a civil character attack, $b = -0.38$, $t(786) = -4.09$, $p < .001$. Results then suggest that evaluation of the *target* (the fictive Carl B. Meyer, a Democrat) can be depressed successfully by negativity. Respondents exposed to a negative message have a significantly worse perception of the target than respondents exposed to a positive message, $b = -0.27$, $t(1078) = -2.73$, $p = .006$. There is however no significant difference between uncivil and civil character attacks on evaluation of the target; $b = 0.12$, $t(786) = 1.37$, $p = .170$. Detailed results are presented in Supplemental Tables A10 (sponsor) and A11 (target), in Appendix A. For both sponsor and target of attacks, these results are consistent with what found in study 1.

Moderated effects. The effects described above are in some cases a function of individual differences. Supplemental Tables A12 and A13 (Appendix A) regress the perception of the *sponsor* as a function of exposure to negative (vs. positive, Supplemental Table A12) and uncivil (vs. civil, Supplemental Table A13) campaign messages, the respondents personality (Big Five, Dark Triad, tolerance to negativity, conflict avoidance), and the interactions of the two. Adding the interaction terms does not increase substantially the explanatory power of the models. Nonetheless, first, negativity interacts significantly with conflict avoidance, $b = -0.17$, $t(1077) = -1.73$, $p = .085$, and psychopathy, $b = 0.27$, $t(1063) = 2.53$, $p = .012$ (Supplemental Table A12). These two effects are substantiated in the top panels in Figure 3, with marginal effects. Respondents scoring high in conflict avoidance have a worse perception of the sponsor of the messages (backlash) if they are exposed to a negative message, compared to those who are exposed to a positive message (top left-hand panel). Inversely, evaluation of the sponsor is lower for respondents *low* in psychopathy that are exposed to negative messages compared to those exposed to positive messages; low psychopathy and positive messages combine to create a better perception of the sponsor. We also see from Supplemental Table A13 (M1) a similar trend for tolerance to negativity (bottom-left panel in Figure 3), $b = 0.14$, $t(785) = 1.81$, $p = .070$. Respondents that have a low tolerance for negativity have a worse perception of the candidate when exposed to an uncivil attack.

Supplemental Tables A14 and A15 (Appendix A) replicate the same models, but for the *target* of the attacks. We see first that negative messages (vs. positive, Supplemental Table A14) do not interact in any significant way with individual differences; in other terms, in study 2 we find no evidence that negative campaigns are more effective for some. We do however find that conflict avoidance and agreeableness moderate the effects of uncivil character attacks (Supplemental Table A15), as substantiated in Figure 4 via marginal effects. First, respondents low in conflict avoidance

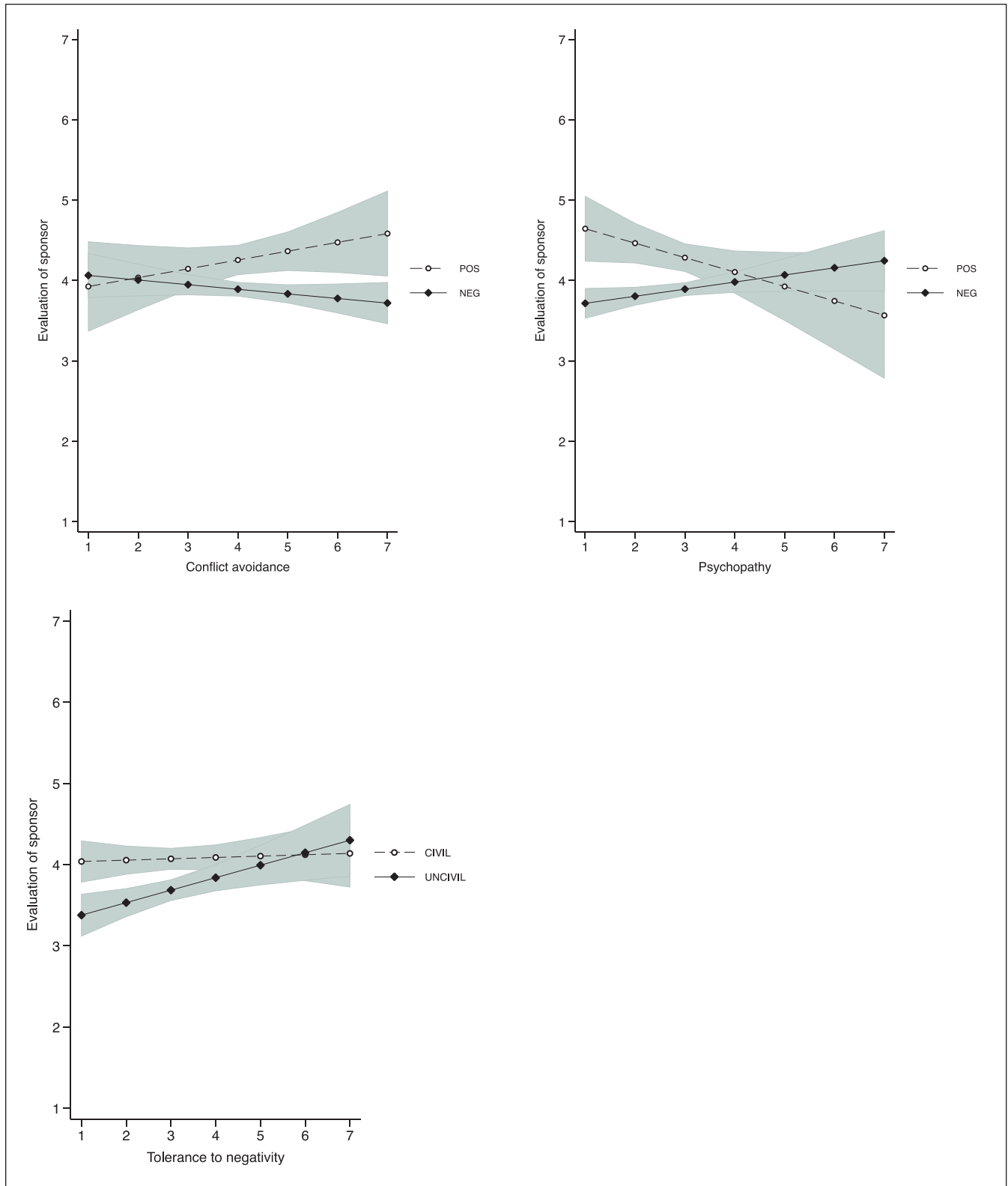


Figure 3. Study 2: Evaluation of the sponsor.

Note. Marginal effects, with 95% confidence intervals, based on coefficients in Supplemental Table A12, M2 (top left-hand panel), Supplemental Table A12, M3 (top right-hand panel), and Supplemental Table A13, M1 (bottom left-hand panel). All other variables fixed at their mean.

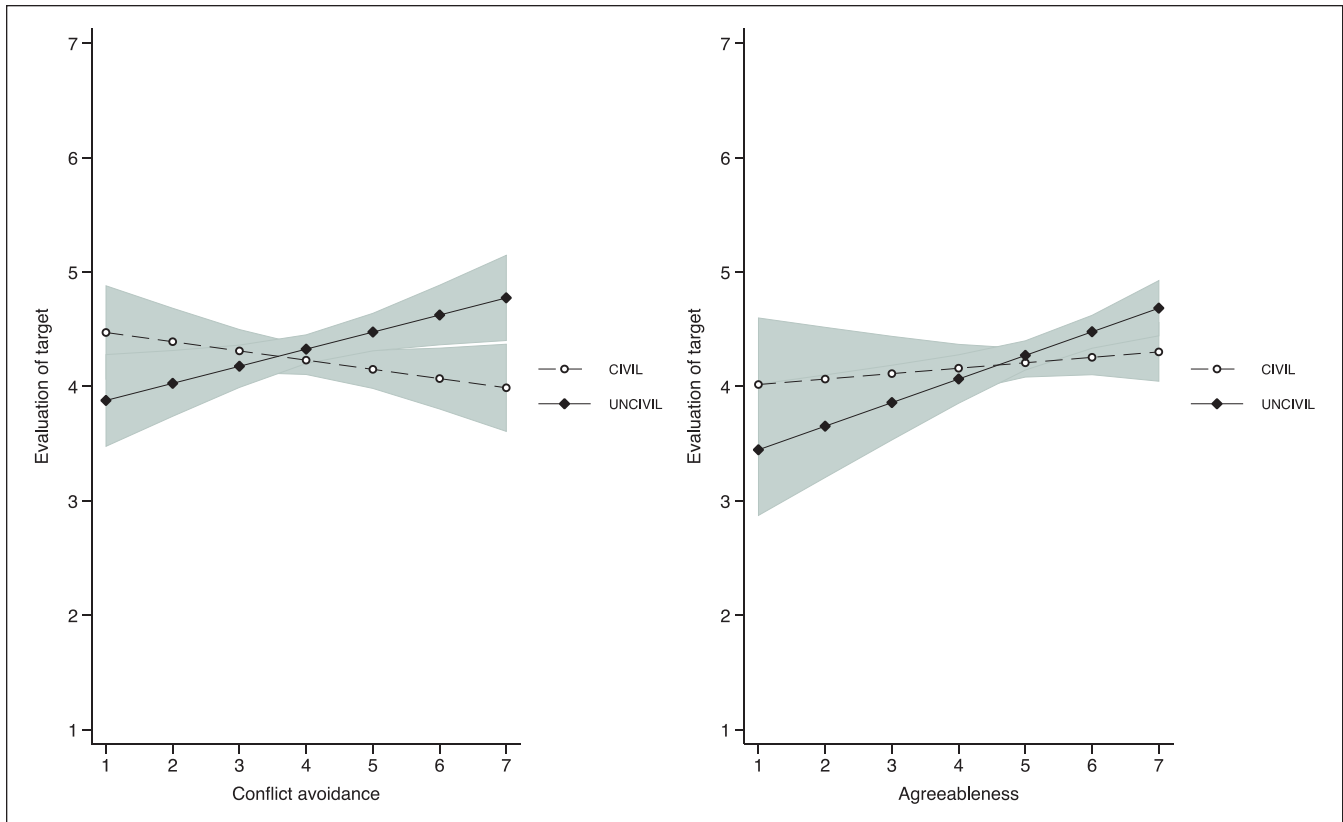


Figure 4. Study 2: Evaluation of the target.

Note. Marginal effects, with 95% confidence intervals, based on coefficients in Supplemental Table A15, M2 (left-hand panel) and Supplemental Table A15, M3 (right-hand panel). All other variables fixed at their mean.

have a lower perception of the target when exposed to an uncivil attack than those exposed to a civil attack, $b=0.23$, $t(785)=2.59$, $p=.010$; in other terms, incivility works for low conflict avoidance. Even more, we also see evidence that people high in conflict avoidance “punish” the sponsor of the uncivil attack by having a more positive opinion about the target (left-hand panel). Second, and similarly, respondents low in agreeableness have a lower perception of the target when exposed to an uncivil attack than those exposed to a civil attack, $b=0.16$, $t(771)=1.69$, $p=.092$. Supplemental Tables A12 to A15 also report results for joint interaction significance tests (F-statistics) for the interactions between individual differences and exposure to negative and uncivil messages.

General discussion

Politics is getting increasingly darker. High affective polarization makes voters hostile towards those they consider as their political “rivals” (Iyengar et al., 2012), disagreeable and aggressive political figures are on the rise in Western democracies and beyond (Nai & Martinez i Coma, 2019), and—central for our study—election campaigns are more often than not reminiscent of battlefields (Ansolabehere &

Iyengar, 1995; Lau & Pomper, 2004). Yet, for all the attention provided to such negativity in recent years, the jury is still out when it comes to its consequences. Are negative campaigns effective to depress evaluation of the target, or do they instead backlash against the sponsor? And under which conditions?

This article intended to clarify the moderating role of individual differences for the effectiveness of attack politics. We discussed the results of two online experiment among US respondents in which respondents were exposed to different types of positive and negative messages; most notably, they were exposed to character versus policy attacks in study 1 (S1), and to uncivil vs. civil attacks in study 2 (S2).

Across the two studies, we find that *harsh campaign messages backlash against the sponsor*. This is the case for negative over positive messages (both studies), for character over policy attacks (S1), and for uncivil attacks over civil attacks (S2). Negativity is a risky business, and we find consistent support that voters tend to punish candidates that go excessively negative. This general trend holds across two studies, who differ in terms of partisan affiliation of sponsor and target, policy issues, types of attacks, and potential pre-experimental biases (S1 uses real political figures, whereas S2 uses

fictive candidates). Yet, on top of this generalized backlash, we find in the two studies that some respondents are particularly likely to punish the sponsor when they go negative. Evaluations of the sponsor are more negative after exposure to negative messages for respondents low in Machiavellianism (S1), low in psychopathy (S2) and high in conflict avoidance (S2). Similarly, low tolerance for negativity makes respondents more likely to have a worse perception of the sponsor when exposed to an uncivil attack (S2). Inversely, evaluations of the sponsor are more positive for conscientious respondents exposed to positive campaigns (S1) but also for respondents high in psychopathy and exposed to negative campaigns (S2).

At the same time, negativity can be an effective tool to foster more negative candidate perceptions. Indeed, across the two studies we find that *negativity works to generally create more negative perceptions of the target—but “harsher” messages (character attacks, and incivility) do not*. The “harsher” forms of attack politics are nonetheless effective for some voters. Respondents high in psychopathy are more likely to have a worse opinion of the target after being exposed to character attacks (S1), and incivility “works” as intended and reduces positive perceptions of the target for individuals low in conflict avoidance and agreeableness (S2). Additional analyses show that these results are not fundamentally different for Democrat and Republican respondents (Supplemental Tables A8, A9 and A16–A19 in Appendix A), even if a handful of significant differences exist (e.g., Figures A5 and A6). Because of the partisan nature of the treatments, the moderating effect of individual party identification requires broader attention in future studies—including the interaction with the party affiliation of the sponsors and targets of negative messages. We voluntarily varied this factor across the two studies to ensure external validity, which however precluded us to specifically test for the presence of unique partisan effects—for example, the fact that some messages might be more efficient for some candidates.

Overall, our results strongly suggest that negativity (and harsher attacks, and incivility) are a matter of taste, and have different effects based on such preferences. The fact that these results, broadly speaking, converge across the two studies—which diverge quite considerably in terms of setup—indicates that they are perhaps generalizable, which suggests a certain degree of external validity (e.g., Schram, 2005). Nonetheless, moving forward, a replication outside of the US case seems necessary, towards a broader and more “universal” understanding of the psychological underpinnings of “preferential” treatment of negative campaign messages. Such research should, ideally, include “longer” personality scales, in light of evidence that “short” scales can be potentially problematic outside of “WEIRD” (Western, Educated, Industrialized, Rich, and Democratic) contexts (Ludeke & Larsen, 2017). Furthermore, additional research should ideally investigate the moderating role of *underlying*

personality dimensions such as, for example, Digman’s (1997) alpha and beta “metatraits” or the underlying “dark core” (Jones & Figueredo, 2013), to account for the fact that personality traits within the Big Five and Dark Triad inventories are not orthogonal.

The implications of these results are manifold. First, from a *theoretical* standpoint, they suggest that focusing on the moderating role of individual differences is a promising way out of the conundrum in which the literature on the effectiveness of negative campaigns seems often to be stuck. To be sure, differences in tone and content of the attacks matter greatly - as our studies also show. Yet, the clearest indication coming from our results is that negativity is a matter of taste. Further research should furthermore expand on the important moderating role of individual differences if voters exposed to campaign messages, by also taking into account the (perceived) personality profile of candidates themselves. Consistent evidence suggests that voters tend to evaluate more positively candidates whom they see as sharing a similar personality profile with them (e.g., Caprara & Vecchione, 2017). Accounting for these additional dynamics could help disentangle the Gordian knot of the multiple interrelated causalities between voters’ preferences, (perceived) candidate profile, and the effects of their campaigns.

Second, from a *practical* standpoint, our result suggest that political consultants and campaign managers could benefit from identifying the (micro)targets of their attacks also in terms of their personality and individual differences. Knowing whether the population to be influenced is, say, high in conscientiousness rather than low in agreeableness could have profound implications on how campaign messages are tailored. Weinschenk and Panagopoulos (2014) make a very similar point. To be sure, the share of the electorate holding those specific personality traits can be rather small. For instance, according to a quick analysis of the 2016 American National Election Study using the TIPI inventory, only 9 percent of the US voters score lower than 4.0 (the midpoint of the 7-point scale) in agreeableness ($\alpha = .31$, $N = 3,610$). Yet, the exponential development of campaign activities on social media and the entrenchment of the “one-step flow of communication” model (Bennett & Manheim, 2006), where candidates communicate directly with the public without the mediating role of gatekeepers, is likely to facilitate this endeavor. Questionable initiatives to harvest the personality of the public, like the “Cambridge Analytica” kerfuffle, are not unlikely to emerge again in the future, with significant implications in terms of privacy protection (e.g., Isaak & Hanna, 2018).

Finally, from a *normative* standpoint, our results challenge the intuition that negativity is necessarily detrimental for democracy. To be sure, for many this is indeed the case, and exacerbates the idea that politics is nothing but a boxing ring, occasionally amusing but overall not to be concerned with. Yet, for other voters negativity can also be a force for “good,” as it potentially creates a more positive image of competing

candidates. People high in Machiavellianism and psychopathy and have a better image of politicians when they go negative, and people high in tolerance to negativity tend to particularly like candidates that use incivility. Some, quite simply, like it more negative (Nai & Otto, forthcoming). Additionally, and as a counterpoint, agreeable people tend to have a better opinion about the target of uncivil attacks - perhaps suggesting that the role of empathy and compassion in politics should not be underestimated.

Acknowledgments

We are very grateful to the anonymous reviewers and journal editors for their constructive critiques and sound suggestions. All remaining mistakes are of course our responsibility alone. A previous version of this article was presented during the 2020 (virtual) annual meeting of the American Political Science Association (APSA), and during a LAB workshop of the Political Communication group at the University of Amsterdam in June 2020. A sincere thank you to all participants to these events, and in particular to Fabian Neuner, Bert Bakker, Katjana Gattermann, and Lukas Otto for excellent inputs.

Declaration of Conflicting Interests

The author(s) declared no potential conflicts of interest with respect to the research, authorship, and/or publication of this article.

Funding

The author(s) disclosed receipt of the following financial support for the research, authorship, and/or publication of this article: Alex Nai acknowledges the generous financial support from the Amsterdam School of Communication Research (ASCoR), University of Amsterdam, which allowed us to field the surveys used in this article.

ORCID iD

Alessandro Nai  <https://orcid.org/0000-0001-7303-2693>

Supplemental Material

Supplemental material for this article is available online.

References

- Ansolabehere, S. D., & Iyengar, S. (1995). *Going negative: How political advertisements shrink and polarize the electorate*. Free Press.
- Bachleda, S., Neuner, F. G., Soroka, S., Guggenheim, L., Fournier, P., & Naurin, E. (2020). Individual-level differences in negativity biases in news selection. *Personality and Individual Differences, 155*, 109675.
- Bakker, B. N., & Lelkes, Y. (2018). Selling ourselves short? How abbreviated measures of personality change the way we think about personality and politics. *The Journal of Politics, 80*(4), 1311–1325.
- Bakker, B. N., Rooduijn, M., & Schumacher, G. (2016). The psychological roots of populist voting: Evidence from the United States, the Netherlands and Germany. *European Journal of Political Research, 55*(2), 302–320.
- Bennett, W. L., & Manheim, J. B. (2006). The one-step flow of communication. *The Annals of the American Academy of Political and Social Science, 608*(1), 213–232.
- Berinsky, A. J., Huber, G. A., & Lenz, G. S. (2012). Evaluating online labor markets for experimental research: Amazon.com's Mechanical Turk. *Political Analysis, 20*(3), 351–368.
- Berinsky, A. J., Margolis, M. F., & Sances, M. W. (2014). Separating the shirkers from the workers? Making sure respondents pay attention on self-administered surveys. *American Journal of Political Science, 58*(3), 739–753.
- Bjarnøe, C., de Vreese, C. H., & Albæk, E. (2020). The effect of being conflict non-avoidant: Linking conflict framing and political participation. *West European Politics, 43*(1), 102–128.
- Blais, J., & Pruyssers, S. (2017). The power of the dark side: Personality, the dark triad, and political ambition. *Personality and Individual Differences, 113*, 167–172.
- Borah, P. (2012). Does it matter where you read the news story? Interaction of incivility and news frames in the political blogosphere. *Communication Research, 41*(6), 809–827.
- Boston, J., Homola, J., Sinclair, B., Torres, M., & Tucker, P. D. (2018). The dynamic relationship between personality stability and political attitudes. *Public Opinion Quarterly, 82*(S1), 843–865.
- Bresnahan, M. J., Donohue, W. A., Shearman, S. M., & Guan, X. (2009). Research note: Two measures of conflict orientation. *Conflict Resolution Quarterly, 26*(3), 365–379.
- Brooks, D. J., & Geer, J. G. (2007). Beyond negativity: The effects of incivility on the electorate. *American Journal of Political Science, 51*(1), 1–16.
- Campbell, W. K., Goodie, A. S., & Foster, J. D. (2004). Narcissism, confidence, and risk attitude. *Journal of Behavioral Decision Making, 17*(4), 297–311.
- Caprara, G. V., & Vecchione, M. (2017). *Personalizing politics and realizing democracy*. Oxford University Press.
- Clifford, S., Jewell, R. M., & Waggoner, P. D. (2015). Are samples drawn from Mechanical Turk valid for research on political ideology? *Research & Politics, 2*(4), 2053168015622072.
- Costa, P., & Ferreira da Silva, F. (2015). The impact of voter evaluations of leaders' traits on voting behaviour: Evidence from seven European Countries. *West European Politics, 38*(6), 1226–1250.
- Credé, M., Harms, P., Niehorster, S., & Gaye-Valentine, A. (2012). An evaluation of the consequences of using short measures of the big five personality traits. *Journal of personality and social psychology, 102*(4), 874.
- Digman, J. M. (1997). Higher-order factors of the big five. *Journal of Personality and Social Psychology, 73*(6), 1246.
- Ford, J. B. (2017). Amazon's Mechanical Turk: A comment. *Journal of Advertising, 46*(1), 156–158.
- Fridkin, K. L., & Kenney, P. (2004). Do negative messages work? The impact of negativity on citizens' evaluations of candidates. *American Politics Research, 32*(5), 570–605.
- Fridkin, K. L., & Kenney, P. (2011). Variability in citizens' reactions to different types of negative campaigns. *American Journal of Political Science, 55*(2), 307–325.
- Fridkin, K. L., & Kenney, P. (2019). *Taking aim at attack advertising: Understanding the impact of negative campaigning in US senate races*. Oxford University Press.
- Frimer, J. A., & Skitka, L. J. (2018). The Montagu Principle: Incivility decreases politicians' public approval, even with their

- political base. *Journal of Personality and Social Psychology*, 115(5), 845.
- Furnham, A., Richards, S. C., & Paulhus, D. L. (2013). The dark triad of personality: A 10 year review. *Social and Personality Psychology Compass*, 7(3), 199–216.
- Garzia, D. (2013). Changing parties, changing partisans: The personalization of partisan attachments in Western Europe. *Political Psychology*, 34(1), 67–89.
- Gerber, A. S., Huber, G. A., Doherty, D., & Dowling, C. M. (2012). Disagreement and the avoidance of political discussion: Aggregate relationships and differences across personality traits. *American Journal of Political Science*, 56(4), 849–874.
- Goldstein, S. B. (1999). Construction and validation of a conflict communication scale. *Journal of Applied Social Psychology*, 29(9), 1803–1832.
- Gosling, S. D., Rentfrow, P. J., & Swann, W. B. (2003). A very brief measure of the big-five personality domains. *Journal of Research in Personality*, 37(6), 504–528.
- Harms, P. D., & DeSimone, J. A. (2015). Caution! MTurk workers ahead—Fines doubled. *Industrial and Organizational Psychology*, 8(2), 183–190.
- Hauser, D. J., & Schwarz, N. (2016). Attentive Turkers: MTurk participants perform better on online attention checks than do subject pool participants. *Behavior Research Methods*, 48(1), 400–407.
- Hopmann, D. N., Vliegenthart, R., & Maier, J. (2018). The effects of tone, focus, and incivility in election debates. *Journal of Elections, Public Opinion and Parties*, 28(3), 283–306.
- Isaak, J., & Hanna, M. J. (2018). User data privacy: Facebook, Cambridge analytica, and privacy protection. *Computer*, 51(8), 56–59.
- Iyengar, S., Sood, G., & Lelkes, Y. (2012). Affect, not ideology. A social identity perspective on polarization. *Public Opinion Quarterly*, 76(3), 405–431.
- Johnson-Cartee, K. S., & Copeland, G. (1989). Southern voters' reaction to negative political ads in 1986 election. *Journalism Quarterly*, 66(4), 888–893, 986.
- Jonason, P. K. (2014). Personality and politics. *Personality and Individual Differences*, 71, 181–184.
- Jonason, P. K., & Webster, G. D. (2010). The dirty dozen: A concise measure of the dark triad. *Psychological Assessment*, 22(2), 420.
- Jones, D. N., & Figueredo, A. J. (2013). The core of darkness: Uncovering the heart of the dark triad. *European Journal of Personality*, 27(6), 521–531.
- Jones, D. N., & Paulhus, D. L. (2011). The role of impulsivity in the dark triad of personality. *Personality and Individual Differences*, 51(5), 679–682.
- Kalmoe, N. P. (2019). Mobilizing voters with aggressive metaphors. *Political Science Research and Methods*, 7(3), 411–429.
- Lau, R. R., & Pomper, G. M. (2004). *Negative campaigning: An analysis of U.S. senate elections*. Rowman and Littlefield.
- Lau, R. R., Sigelman, L., & Rovner, I. B. (2007). The effects of negative political campaigns: A meta-analytic reassessment. *Journal of Politics*, 69(4), 1176–1209.
- Lee, K., & Ashton, M. C. (2004). Psychometric properties of the HEXACO personality inventory. *Multivariate Behavioral Research*, 39(2), 329–358.
- Levenson, M. R. (1990). Risk taking and personality. *Journal of Personality and Social Psychology*, 58(6), 1073–1080.
- Lipsitz, K., & Geer, J. G. (2017). Rethinking the concept of negativity: An empirical approach. *Political Research Quarterly*, 70(3), 577–589.
- Ludeke, S. G., & Larsen, E. G. (2017). Problems with the big five assessment in the world values survey. *Personality and Individual Differences*, 112, 103–105.
- Maier, J., & Faas, T. (2015). The impact of personality on viewers' reactions to negative candidate statements in televised debates. *Politische Psychologie*, 4(2), 169–187.
- McCrae, R. R., & John, O. P. (1992). An introduction to the five-factor model and its applications. *Journal of personality*, 60(2), 175–215.
- Mondak, J. J. (2010). *Personality and the foundations of political behavior*. Cambridge University Press.
- Mutz, D. C. (2015). *In-your-face politics: The consequences of uncivil media*. Princeton University Press.
- Mutz, D. C., & Reeves, B. (2005). The new videomalaise: Effects of televised incivility on political trust. *American Political Science Review*, 99(1), 1–15.
- Nai, A., & Maier, J. (2018). Perceived personality and campaign style of Hillary Clinton and Donald Trump. *Personality and Individual Differences*, 121, 80–83.
- Nai, A., & Martinez i Coma, F. (2019). The personality of populists: Provocateurs, charismatic leaders, or drunken dinner guests? *West European Politics*, 42(7), 1337–1367.
- Nai, A., & Otto, L. (forthcoming). When they go low, we gloat. How trait and state Schadenfreude moderate the perception and effect of negative political messages. *Journal of Media Psychology*.
- Otto, L. P., Lecheler, S., & Schuck, A. R. (2019). Is context the key? The (non-)differential effects of mediated incivility in three European countries. *Political Communication*, 37(1), 88–107.
- Paulhus, D. L., & Williams, K. M. (2002). The dark triad of personality: Narcissism, machiavellianism, and psychopathy. *Journal of Research in Personality*, 36(6), 556–563.
- Pearson, C. M., & Porath, C. L. (2009). *The cost of bad behavior: How incivility ruins your business—And what you can do about it*. Penguin.
- Penney, L. M., & Spector, P. E. (2002). Narcissism and counterproductive work behavior: Do bigger egos mean bigger problems? *International Journal of Selection and Assessment*, 10(1–2), 126–134.
- Pilch, I., & Turska, E. (2015). Relationships between machiavellianism, organizational culture, and workplace bullying: Emotional abuse from the target's and the perpetrator's perspective. *Journal of Business Ethics*, 128(1), 83–93.
- Rammstedt, B., & John, O. P. (2007). Measuring personality in one minute or less: A 10-item short version of the big five inventory in English and German. *Journal of Research in Personality*, 41(1), 203–212.
- Schram, A. (2005). Artificiality: The tension between internal and external validity in economic experiments. *Journal of Economic Methodology*, 12(2), 225–237.
- Sigelman, L., & Kugler, M. (2003). Why is research on the effects of negative campaigning so inconclusive? Understanding citizens' perceptions of negativity. *The Journal of Politics*, 65(1), 142–160.

- Spain, S. M., Harms, P., & LeBreton, J. M. (2014). The dark side of personality at work. *Journal of Organizational Behavior, 35*(S1), S41–S60.
- Taber, C. S., & Lodge, M. (2006). Motivated skepticism in the evaluation of political beliefs. *American Journal of Political Science, 50*(3), 755–769.
- Veselka, L., Schermer, J. A., Martin, R. A., & Vernon, P. A. (2010). Relations between humor styles and the dark triad traits of personality. *Personality and Individual Differences, 48*(6), 772–774.
- Weinschenk, A. C., & Panagopoulos, C. (2014). Personality, negativity, and political participation. *Journal of Social and Political Psychology, 2*(1), 164–182.
- Wisse, B., & Sleebos, E. (2016). When the dark ones gain power: Perceived position power strengthens the effect of supervisor Machiavellianism on abusive supervision in work teams. *Personality and Individual Differences, 99*, 122–126.

Author Biographies

Alessandro Nai is an assistant professor of Political Communication at the University of Amsterdam. His research focuses on the drivers and consequences of election campaigning, political communication, and the psychology of voting behavior. His recent work deals more specifically with the dark side of politics - the use of negativity and incivility in election campaigns in a comparative perspective, and the (dark) personality traits of political figures.

Jürgen Maier is a professor of Political Communication at the Department of Political Science, University of Koblenz-Landau. His research focuses on the content and the impact of campaign communication, media coverage of politics and its effects, political attitudes, electoral behavior, and on quantitative methods. Within these fields he specializes on negative campaigning, televised debates, political scandals, experimental designs, and real-time response measurement.